

# Final Report

## Sediment Sampling From the Kinnickinnic River, Milwaukee, Wisconsin

**March 2003**

Prepared for: US Army Corps of Engineers  
Detroit District  
DACW35-01-D-0006  
Delivery Order Number: 0016

Prepared by:



Altech Environmental Services, Inc.  
17350 Northwestern Highway, Suite 200  
Southfield, Michigan, 48075  
248-559-5500  
Altech Project No. 9201-016

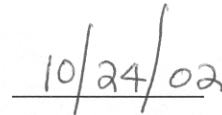
### Statement of Independent Technical Review (ITR)

#### COMPLETION OF INDEPENDENT TECHNICAL REVIEW

Altech has completed the Sediment Sampling in the Kinnickinnic River, Milwaukee, Wisconsin. Notice is hereby given that an independent technical review has been conducted that is appropriate to the level of risk and complexity inherent in the project, as defined in the Quality Control Plan. During the independent technical review, compliance with established policy principles and procedures, utilizing justified and valid assumptions, was verified. This included review of assumptions; methods, procedures, and material used in analyses; alternatives evaluated; the appropriateness of data used and level of data obtained; and reasonableness of the results, including whether the product meets the customer's needs consistent with law and existing Corps policy.




(Signature)




(Date)

Ian Kerr

Prepared by



(Signature)



(Date)

Mark Cruickshank

Independent Technical Review

## TABLE OF CONTENTS

1.0	Introduction.....	1
2.0	Site Description.....	2
3.0	Weather/Climatic Conditions.....	2
4.0	Sample Collection.....	2

### LIST OF TABLES

Table 1.	Boring Nomenclature, Locations and Depths.....	7
Table 2.	Sample Nomenclature and Types of Analyses .....	8

### LIST OF FIGURES

Figure 1.	Sample Location Map.....	6
-----------	--------------------------	---

### LIST OF APPENDICES

Appendix A.	Photographs.....	12
Appendix B.	Chemical Analytical and QA/QC Report.....	13

## 1.0 Introduction

The United States Army Corps of Engineers, Detroit District (USACE) retained Altech Environmental Services, Inc. (Altech) as an A/E Contractor to provide and oversee sediment sampling services at designated sampling stations in the Kinnickinnic River, Milwaukee, Wisconsin. The purpose of the project was to characterize and delineate sediment contamination in a 1,700-foot stretch of the Kinnickinnic River immediately upstream of the Federal Navigational Channel. Data from this investigation is to be jointly used by the United States Environmental Protection Agency-Great Lakes National Program Office (USEPA-GLNPO), The United States Army Corps of Engineers-Detroit District (USACE) and the Wisconsin Department of Natural Resources (WDNR). Drilling and sampling services, including sediment logging, as well as geotechnical analysis of sediments were provided by Coleman Engineering Company (Coleman) of Iron Mountain, Michigan and chemical analytical services were provided by Trace Analytical Laboratories (Trace) of Muskegon, Michigan.

The Kinnickinnic River flows into Milwaukee Harbor, Lake Michigan through heavily industrialized Milwaukee, Wisconsin. A total of 107 sediment samples for chemical and geotechnical analyses were collected from sixteen locations in accordance with the USACE provided Scope of Work (SOW) and Quality Assurance Project Plan (QAPP). Borings were emplaced at fourteen locations identified as KK0201 through KK0214 distributed between the East Becher Street Bridge and the First Street Bridge. Grab samples were collected from two locations, identified as KK02US1 and KK02US2. The locations were placed approximately 300 and 500 feet upstream of the East Becher Street Bridge.

Sampling services were performed from Monday, September 9, 2002 through Thursday, September 12, 2002. The sampling crew consisted of a three-person crew provided by Coleman Engineering (led by Scott Strigel) and Altech representative Ian Kerr. Oversight and assistance with sampling was provided by representatives of the WDNR (led by Xiaochun Zhang). USACE Project Coordinator Alan Mozol and GLNPO Project Manager Demaree Collier were present on Tuesday September 10<sup>th</sup>.

Sampling, sample handling and analytical techniques were conducted in accordance with the current USACE A-E Contract No. DACW-35-01-D-0006 (the Contract) in addition to “Test Methods for Evaluating Solid Waste”, 3<sup>rd</sup> Ed, U.S. EPA No. SW-846 and ASTM D 2488-69, “Description of Soils (Visual-Manual Procedure)” and EPA-823-B-01-002 “Methods for Collection, Storage and Manipulation of Sediments for Chemical and Toxicological Analyses: Technical Manual. “ October 2001.

## **2.0 Site Description**

The Kinnickinnic River is one of three major rivers that flow through highly developed portions of the city of Milwaukee, Wisconsin and empty into Milwaukee Harbor. The Kinnickinnic River serves a large number of both commercial ships and recreational boaters by providing access to Lake Michigan. The Federal Navigational Channel ends immediately downstream of the project area below the First Street Bridge therefore the project area typically serves recreation boat traffic.

## **3.0 Weather/Climatic Conditions**

The daily ambient air temperature during the four-day period of sampling activities (September 9 through 12, 2002) ranged from sunny and 95°F on Monday to 75-80°F on the remaining days. Sky conditions were dominantly clear and sunny except for a brief period of light rain in the afternoon of Wednesday, September 11<sup>th</sup>. Water clarity was typically poor, four feet or less as a result of suspended sediment.

A Low Water Datum of 577.5 (LWD) feet above mean sea level (MSL) from Station 9087057, Milwaukee Harbor, WI was obtained from the National Oceanic and Atmospheric Administration’s (NOAA) website. The current water level was obtained at least daily by Altech from the NOAA website for the same station and was communicated to the field sampling team by cell phone. The measured water depth in the field was corrected to LWD. This data was used to advance borings to the required project depth as specified in the QAPP.

## **4.0 Sample Collection**

Samples were collected over a four-day period beginning on September 9, 2002, and concluding on September 12, 2002 in accordance with the USACE-provided QAPP with a few modifications as described below. The QAPP specified a project depth (from LWD) of 19 feet or until native silty clay was intersected for all borings except KK0202, KK0209, KK90210, and KK0213.

These borings had a project depth of 26 feet below LWD. Samples from the fourteen boring locations were collected with three inch spilt spoon. 4 ¼ inch hollow stem augers were advanced with a Diedrich D-50 auger rig mounted on a Bombardier barge. The two upstream grab samples were collected with a petite Ponar grab sampler. Table 1 summarizes boring nomenclature, locations, and depths. Sample locations are illustrated on Figure 1.

Sampling activity was first initiated by navigating to the coordinates of the predetermined sample locations by using a Trimble™ differential Global Position System (GPS). Landmarks and water depth served as additional guidance. Having determined that the pre-selected target locations met WDNR approval, water depth was measured and corrected to LWD. The corrected water depth and QAPP specified project depth for a given boring were then used to determine the required boring depth. The number of samples collected from a given boring was determined by the boring depth and additional QAPP specifications if applicable. Table 2 summarizes sample nomenclature as well as numbers and types of samples.

The augers were lowered to top of sediment and a three-inch split spoon (less commonly a two-inch) two feet in length was driven into the sediment. The split spoon sampler was retrieved and delivered to the sampling area where it was opened and the sediment described. Where required by the QAPP a small portion of sediment was transferred to a small container for compositing in the laboratory prior to TCLP VOC analysis. The sample was then transferred to a stainless steel pan, thoroughly mixed with a stainless steel spoon and subsequently photographed. Sediment sample descriptions, and associated data (e.g., station number, time, depth, coordinates, etc.), were promptly recorded by a Coleman geologist. Photographs are provided in Appendix A. Sediment logs are available from Coleman Engineering in a report entitled “Subsurface Investigation for Kinnickinnic River, Milwaukee Wisconsin” dated October 2002. At the completion of mixing and photographing, the sample was promptly transferred into the required sample container, and excess material was discarded. Upon containerization of project samples, the containers were placed in rigid coolers, maintained under ice, and subject to appropriate chain-of-custody protocols until delivered to Trace Analytical Laboratories, Muskegon, Michigan.

Sampling equipment was decontaminated after each sample was processed. The decontamination procedure included an initial rinse with site water followed by a wash with site water and Alconox™ detergent and a final rinse with site water. Decontamination water containing detergent was placed into 50 gallon drums for later disposal by Coleman.

Samples for analysis of PCB and PAH were collected as a composite of each two-foot interval from every boring location to a project depth of approximately 19 feet as specified in the QAPP. Three samples that were not specified in the QAPP were collected from 19 to 26 feet (project depth) from borings KK0202 and KK0209 at the request of the WDNR.

Samples for grain size with hydrometer and Loss on Ignition (LOI) were collected from each two-foot interval. Only samples from every other interval will be analyzed, starting with the 0-2 foot interval from odd-numbered borings and with the 2-4 foot interval from even numbered borings as specified in the QAPP. The additional samples were collected and saved at the request of the WDNR for possible later analysis.

Samples for Total Organic Carbon (TOC) were collected from a composite of every other two-foot interval from each boring location. TOC samples were collected starting with the 0-2 foot interval from odd-numbered borings and with the 2-4 foot interval from even numbered borings as specified in the QAPP. Three deep level samples not specified by the QAPP were collected from the 19 to 26 foot project depth from borings KK0202 and KK0209 at the request of the WDNR.

Seven samples were composited from the entire length of the seven odd-numbered borings. The composite samples were submitted for waste characterization analyses comprising TCLP pesticides, TCLP herbicides, TCLP volatile compounds and TCLP semi-volatile compounds, paint filter test, reactivity, corrosivity and ignitability.

Eight samples were collected for analysis of Atterberg Limits in accordance with the QAPP. Two samples were collected from each of four borings (KK0202, KK0209, KK210 and KK213) that were extended to the project depth of 26 feet. Atterberg limit analyses were conducted by Coleman and results can be seen in the Coleman report.

Samples from four borings (KK0202, KK0207, KK0213 and KK0214) were selected by WDNR to be subjected to analysis for “tentatively identified compounds” (TIC) which identifies and semi-quantifies specific families of non-regulated PAH compounds.

Geotechnical analyses consisting of grain size with hydrometer, loss on ignition and Atterberg limits were conducted by Coleman and can be seen along with boring logs in the Coleman report entitled “Subsurface Investigation for Kinnickinnic River, Milwaukee Wisconsin” dated October 2002.

Trace provided chemical analytical services consisting of PAH, PCB, TOC, TIC, TCLP pesticides, TCLP herbicides, TCLP volatile compounds, TCLP semi-volatile compounds, paint filter test and reactivity, corrosivity and ignitability. These results are attached to this report as Appendix B.



**Figure 1. Sample Location Map**

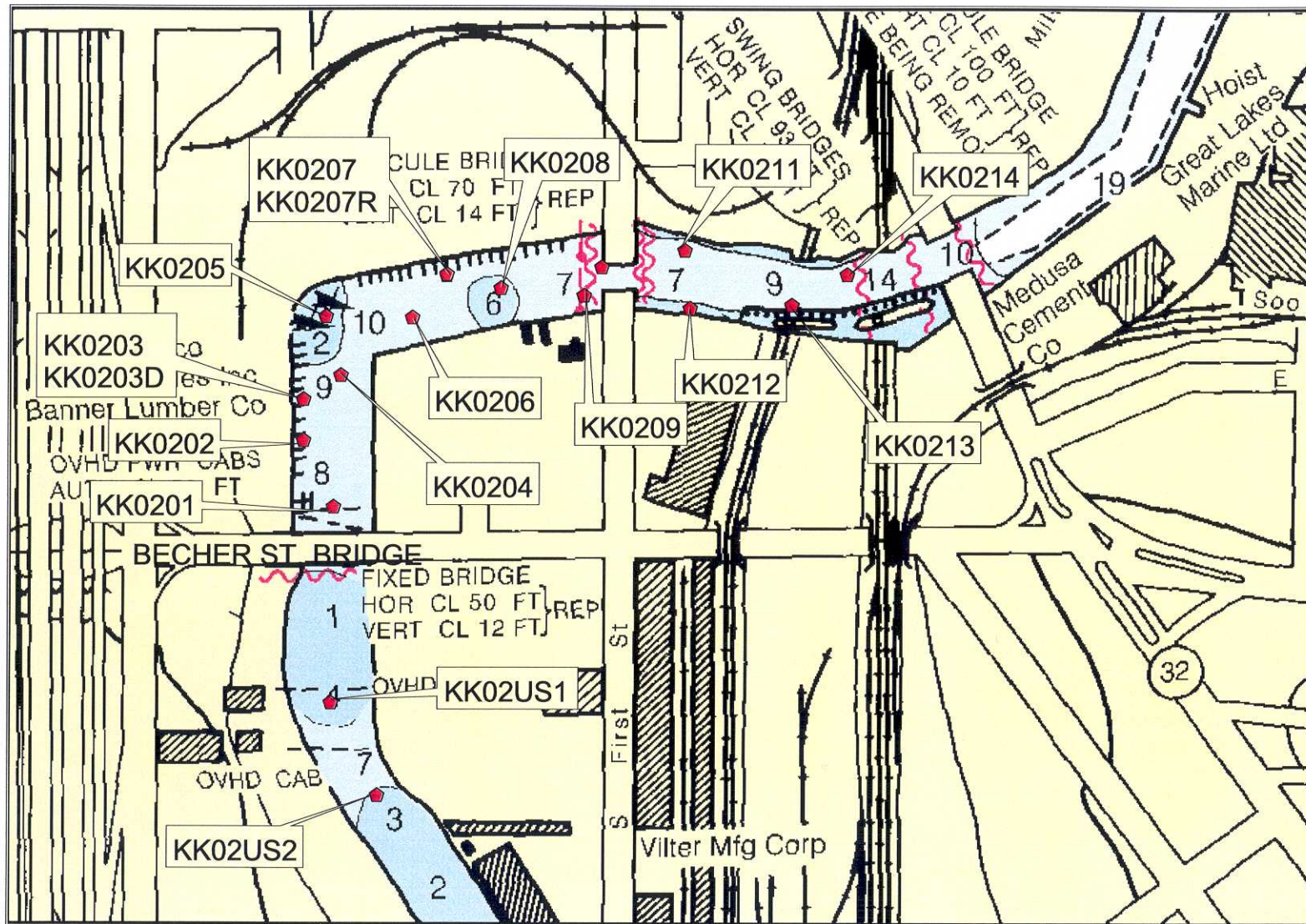


Figure 1. Boring Locations  
Kinnickinnic River, Milwaukee, Wisconsin

Prepared for:



US Army Corps  
of Engineers  
Detroit District

Prepared by:



Prepared on: 09-17-02



**Table 1. Boring Nomenclature, Locations and Depths**

Table 1. Boring Nomenclature, Locations and Depths.

Station	Longitude	Latitude	Project Depth <sup>a</sup>	Water Depth <sup>a</sup>	Boring Depth <sup>b</sup>	Total Depth <sup>a</sup>
KK0201	-87.91386617	43.00685050	19	9.69	10	19.69
KK0202	-87.91411750	43.00729483	26	3.59	20	23.59
KK0203	-87.91411000	43.00756267	19	3.49	14	17.49
KK0203D	-87.91411000	43.00756267	19	3.49	14	17.49
KK0204	-87.91377550	43.00771533	19	6.69	16	22.69
KK0205	-87.91389283	43.00810267	19	3.09	16	19.09
KK0206	-87.91312650	43.00808333	19	2.69	18	20.69
KK0207	-87.91281100	43.00835417	19	10.39	10	20.39
KK0207R	-87.91281267	43.00835917	19	10.39	10	20.39
KK0208	-87.91233500	43.00826150	19	5.89	14	19.89
KK0209	-87.91159350	43.00819783	26	3.59	24	27.59
KK0210	-87.91143133	43.00838050	26	10.39	14	24.39
KK0211	-87.91068717	43.00847550	19	6.79	12	18.79
KK0212	-87.91065167	43.00809450	19	6.41	14	20.41
KK0213	-87.90974017	43.00809883	19	8.09	16	24.09
KK0214	-87.90924433	43.00829033	26	9.39	10	19.39
KK02US1*	-87.91392917	43.00556050	19	3.79	1	4.79
KK02US2*	-87.91353367	43.00494433	19	5.69	1	6.79

\* Grab samples collected with Ponar sampler.

<sup>a</sup> Depth corrected to Low Water Datum (577.5 feet MSL).

<sup>b</sup> Depth from top of sediment.

Note: All depths are in feet.

**Table 2. Sample Nomenclature and Types of Analyses**

Table 2. Sample Nomenclature and Types of Analyses

Station	Longitude	Latitude	Sample No.	Interval (feet)	PAH	PCB	TOC	TCLP*	GS	ATT	TIC
KK0201	-87.91386617	43.00685050	KK0201-0002	0-2	1	1	1	1	1	0	0
			KK0201-0204	2-4	1	1	0	1	C	0	0
			KK0201-0406	4-6	1	1	1	1	1	0	0
			KK0201-0608	6-8	1	1	0	1	C	0	0
			KK0201-0810	8-10	1	1	1	1	1	0	0
KK0202	-87.91411750	43.00729483	KK0202-0002	0-2	1	1	0	0	C	0	0
			KK0202-0204	2-4	1	1	1	0	1	0	0
			KK0202-0406	4-6	1	1	0	0	C	0	0
			KK0202-0608	6-8	1	1	1	0	1	0	0
			KK0202-0810	8-10	1	1	0	0	C	0	0
			KK0202-1012	10-12	1	1	1	0	1	0	0
			KK0202-1214	12-14	1	1	0	0	C	0	0
			KK0202-1416	14-16	1	1	1	0	1	1	0
			KK0202-1618	16-18	0	0	0	0	0	0	0
			KK0202-1820	18-20	1	1	1	0	1	1	0
KK0203	-87.91411000	43.00756267	KK0203-0002	0-2	1	1	1	1	1	0	0
			KK0203-0204	2-4	1	1	0	1	C	0	0
			KK0203-0406	4-6	1	1	1	1	1	0	0
			KK0203-0608	6-8	1	1	0	1	C	0	0
			KK0203-0810	8-10	1	1	1	1	1	0	0
			KK0203-1012	10-12	1	1	0	1	C	0	0
			KK0203-1214	12-14	1	1	0	1	C	0	0
KK0203D	-87.91411000	43.00756267	KK0203D-0002	0-2	1	1	1	1	1	0	0
			KK0203D-0204	2-4	1	1	0	1	C	0	0
			KK0203D-0406	4-6	1	1	1	1	1	0	0
			KK0203D-0608	6-8	1	1	0	1	C	0	0
			KK0203D-0810	8-10	1	1	1	1	1	0	0
			KK0203D-1012	10-12	1	1	0	1	C	0	0
			KK0203D-1214	12-14	1	1	1	1	1	0	0
KK0204	-87.91377550	43.00771533	KK0204-0002	0-2	1	1	0	0	C	0	0
			KK0204-0204	2-4	1	1	1	0	1	0	0
			KK0204-0406	4-6	1	1	0	0	C	0	0
			KK0204-0608	6-8	1	1	1	0	1	0	0
			KK0204-0810	8-10	1	1	0	0	C	0	0
			KK0204-1012	10-12	1	1	1	0	1	0	0
			KK0204-1214	12-14	1	1	0	0	C	0	0
			KK0204-1416	14-16	1	1	1	0	1	0	0

0 = Sample not required.

1 = Sample collected and analyzed.

C = Sample collected but not analyzed.

X = No recovery. Sample not collected.

\* TCLP samples are a composite of the whole length of the boring.

Table 2. Sample Nomenclature and Types of Analyses

Station	Longitude	Latitude	Sample No.	Interval (feet)	PAH	PCB	TOC	TCLP*	GS	ATT	TIC			
KK0205	-87.91389283	43.00810267	KK0205-0002	0-2	1	1	1	1	1	0	0			
			KK0205-0204	2-4	1	1	0	1	C	0	0			
			KK0205-0406	4-6	1	1	1	1	1	0	0			
			KK0205-0608	6-8	1	1	0	1	C	0	0			
			KK0205-0810	8-10	1	1	1	1	1	0	0			
			KK0205-1012	10-12	1	1	0	1	C	0	0			
			KK0205-1214	12-14	1	1	1	1	1	0	0			
			KK0205-1416	14-16	1	1	0	1	C	0	0			
KK0206	-87.91312650	43.00808333	KK0206-0002	0-2	1	1	0	0	C	0	0			
			KK0206-0204	2-4	1	1	1	0	1	0	0			
			KK0206-0406	4-6	1	1	0	0	C	0	0			
			KK0206-0608	6-8	1	1	1	0	1	0	0			
			KK0206-0810	8-10	1	1	0	0	C	0	0			
			KK0206-1012	10-12	1	1	1	0	1	0	0			
			KK0206-1214	12-14	1	1	0	0	C	0	0			
			KK0206-1416	14-16	1	1	1	0	1	0	0			
KK0207	-87.91281100	43.00835417	KK0207-0002	0-2	X	X	X	X	X	0	X			
			KK0207-0204	2-4	X	X	X	X	X	0	X			
			KK0207-0406	4-6	1	1	1	1	1	0	1			
			KK0207-0608	6-8	1	1	0	1	C	0	1			
			KK0207-0810	8-10	1	1	1	1	1	0	1			
			KK0207R	-87.91281267	43.00835917	KK0207R-0002	0-2	1	1	0	1	C	0	1
						KK0207R-0204	2-4	X	X	X	X	X	X	X
						KK0207R-0406	4-6	1	1	1	1	1	0	1
KK0207R-0608	6-8	1				1	0	1	C	0	0			
KK0208	-87.91233500	43.00826150	KK0208-0002	0-2	X	X	0	0	X	0	0			
			KK0208-0204	2-4	1	1	1	0	1	0	0			
			KK0208-0406	4-6	X	X	0	0	X	0	0			
			KK0208-0608	6-8	1	1	0	0	1	0	0			
			KK0208-0810	8-10	1	1	1	0	C	0	0			
			KK0208-1012	10-12	1	1	1	0	1	0	0			
			KK0208-1214	12-14	1	1	0	0	C	0	0			

0 = Sample not required.

1 = Sample collected and analyzed.

C = Sample collected but not analyzed.

X = No recovery. Sample not collected.

\* TCLP samples are a composite of the whole length of the boring.

Table 2. Sample Nomenclature and Types of Analyses

Station	Longitude	Latitude	Sample No.	Interval (feet)	PAH	PCB	TOC	TCLP*	GS	ATT	TIC
KK0209	-87.91159350	43.00819783	KK0209-0002	0-2	1	1	1	1	1	0	0
			KK0209-0204	2-4	1	1	0	1	C	0	0
			KK0209-0406	4-6	1	1	1	1	1	0	0
			KK0209-0608	6-8	1	1	0	1	C	0	0
			KK0209-0810	8-10	1	1	1	1	1	0	0
			KK0209-1012	10-12	1	1	0	1	C	0	0
			KK0209-1214	12-14	1	1	1	1	1	0	0
			KK0209-1416	14-16	1	1	0	1	C	0	0
			KK0209-1618	16-18	0	0	0	0	C	0	0
			KK0209-1820	18-20	0	0	0	0	C	1	0
			KK0209-2022	20-22	1	1	1	0	1	0	0
			KK0209-2224	22-24	1	1	0	0	C	1	0
KK0210	-87.91143133	43.00838050	KK0210-0002	0-2	1	1	0	0	C	0	0
			KK0210-0204	2-4	1	1	1	0	1	0	0
			KK0210-0406	4-6	1	1	0	0	C	0	0
			KK0210-0608	6-8	1	1	1	0	1	0	0
			KK0210-0810	8-10	1	1	0	0	C	0	0
			KK0210-1012	10-12	0	0	0	0	0	0	0
			KK0210-1214	12-14	1	1	1	0	1	1	0
KK0211	-87.91068717	43.00847550	KK0211-0002	0-2	1	1	1	1	1	0	0
			KK0211-0204	2-4	1	1	0	1	C	0	0
			KK0211-0406	4-6	1	1	1	1	1	0	0
			KK0211-0608	6-8	1	1	0	1	C	0	0
			KK0211-0810	8-10	1	1	1	1	1	0	0
			KK0211-1012	10-12	1	1	0	1	C	0	0
KK0212	-87.91065167	43.00809450	KK0212-0002	0-2	1	1	0	0	C	0	0
			KK0212-0204	2-4	1	1	1	0	1	0	0
			KK0212-0406	4-6	1	1	0	0	C	0	0
			KK0212-0608	6-8	1	1	1	0	1	0	0
			KK0212-0810	8-10	1	1	0	0	C	0	0
			KK0212-1012	10-12	1	1	1	0	1	0	0
KK0212-1214	12-14	1	1	0	0	C	0	0			

0 = Sample not required.

1 = Sample collected and analyzed.

C = Sample collected but not analyzed.

X = No recovery. Sample not collected.

\* TCLP samples are a composite of the whole length of the boring.



Table 2. Sample Nomenclature and Types of Analyses

Station	Longitude	Latitude	Sample No.	Interval (feet)	PAH	PCB	TOC	TCLP*	GS	ATT	TIC
KK0213	-87.90974017	43.00809883	KK0213-0002	0-2	1	1	1	1	1	0	1
			KK0213-0204	2-4	1	1	0	1	C	0	1
			KK0213-0406	4-6	1	1	1	1	1	0	1
			KK0213-0608	6-8	1	1	0	1	C	0	1
			KK0213-0810	8-10	1	1	1	1	1	0	1
			KK0213-1012	10-12	1	1	0	1	C	0	1
			KK0213-1214	12-14	0	0	0	1	0	1	1
			KK0213-1416	14-16	0	0	0	1	0	1	1
KK0214	-87.90924433	43.00829033	KK0214-0002	0-2	X	X	0	0	X	0	X
			KK0214-0204	2-4	1	1	1	0	1	0	1
			KK0214-0406	4-6	1	1	0	0	C	0	1
			KK0214-0608	6-8	1	1	1	0	1	0	1
			KK0214-0810	8-10	1	1	0	0	C	0	1
KK02US1	-87.91392917	43.00556050	KK02US1	0-2	1	1	1	0	1	0	0
KK02US2	-87.91353367	43.00494433	KK02US2	0-2	1	1	1	0	1	0	0

0 = Sample not required.

1 = Sample collected and analyzed.

C = Sample collected but not analyzed.

X = No recovery. Sample not collected.

\* TCLP samples are a composite of the whole length of the boring.

## **Appendix A. Photographs**

Kinnickinnic River, Milwaukee, Wisconsin, September 10-14, 2002



Photo 1. Sample KK0201-0204



Photo 2. Sample KK0201-0608



Photo 3. Sample KK0201-0810



Photo 4. Sample KK0201-1214



Photo 5. Sample KK0202-0002



Photo 6. Sample KK0202-0204



Photo 7. Sample KK0202-0406



Photo 8. Sample KK0202-0608

Kinnickinnic River, Milwaukee, Wisconsin, September 10-14, 2002



Photo 9. Sample KK0202-0810



Photo 10. Sample KK0202-1012



Photo 11. Sample KK0202-1214



Photo 12. Sample KK0202-1416

Kinnickinnic River, Milwaukee, Wisconsin, September 10-14, 2002



Photo 13. Sample KK0203-0002



Photo 14. Sample KK0203-0204



Photo 15. Sample KK0203-0406



Photo 16. Sample KK0203-0608

Kinnickinnic River, Milwaukee, Wisconsin, September 10-14, 2002



Photo 17. Sample KK0203-0810



Photo 18. Sample KK0203-1012



Photo 19. Sample KK0203-1214



Photo 20. Sample KK0204-0002



Photo 21. Sample KK0204-0204




Photo 22. Sample KK0204-0406



Photo 23. Sample KK0204-0608



Photo 24. Sample KK0204-0610



Kinnickinnic River, Milwaukee, Wisconsin, September 10-14, 2002



Photo 25. Sample KK0204-1012



Photo 26. Sample KK0204-1214



Photo 27. Sample KK0204-1416



Photo 28. Sample KK0205-0002



Photo 29. Sample KK0205-0204



Photo 30. Sample KK0205-0406



Photo 31. Sample KK0205-0608



Photo 32. Sample KK0205-0810



Photo 33. Sample KK0205-1012



Photo 34. Sample KK0205-1214



Photo 35. Sample KK0205-1416




Photo 36. Sample KK0206-0002



Photo 37. Sample KK0206-0204



Photo 38. Sample KK0206-0406



Photo 39. Sample KK0206-0608



Photo 40. Sample KK0206-0810



Photo 41. Sample KK0206-1012



Photo 42. Sample KK0206-1214



Photo 43. Sample KK0206-1416



Photo 44. Sample KK0206-1618




Photo 45. Sample KK0207-0406



Photo 46. Sample KK0207-0608




Photo 47. Sample KK0207-0810



Photo 48. Sample KK0207R-0406



Photo 49. Sample KK0207-0608R



Photo 50. Sample KK0207-0810R



Photo 51. Sample KK0208-0204



Photo 52. Sample KK0208-0608



Photo 53. Sample KK0208-0810



Photo 54. Sample KK0208-1012



Photo 55. Sample KK0208-1214



Photo 56. Sample KK0209-0002





Photo 57. Sample KK0209-0204



Photo 58. Sample KK0209-0406



Photo 59. Sample KK0209-0608



Photo 60. KK0209-0810



Photo 61. Sample KK0209-1012



Photo 62. Sample KK0209-1214




Photo 63. Sample KK0209-1416



Photo 64. Sample KK0209-1214



Photo 65. Sample KK0209-1416



Photo 66. Sample KK0209-1618



Photo 67. Sample KK0209-1820



Photo 68. Sample KK0210-0002



Photo 69. Sample KK0210-0204



Photo 70. Sample KK0210-0406



Photo 71. Sample KK0210-0608



Photo 72. Sample KK0210-0810



Photo 73. Sample KK0210-1012



Photo 74. Sample KK0210-1214



Photo 75. Sample KK0211-0002



Photo 76. Sample KK02110-0204



Photo 77. Sample KK0211-0406



Photo 78. Sample KK0211-0608



Photo 79. Sample KK0212-0002



Photo 80. Sample KK0212-0204



Photo 81. Sample KK0212-0406



Photo 82. Sample KK0212-0608



Photo 83. Sample KK0212-0810



Photo 84. Sample KK0212-1012



Photo 85. Sample KK0212-1214



Photo 86. Sample KK0213-0002



Photo 87. Sample KK0213-0204



Photo 88. Sample KK0213-0406





Photo 89. Sample KK0213-0608



Photo 90. Sample KK0213-0810



Photo 91. Sample KK0213-1012



Photo 92. Sample KK0213-1214



Photo 93. Sample KK0213-1416



Photo 94. Sample KK0214-0204



Photo 95. Sample KK0213-1416



Photo 96. Sample KK0214-0608



Photo 97. Sample KK0214-0810




Photo 98. Sample KK02-US1




Photo 99. Sample KK024-US2

## **Appendix B. Chemical Analytical and QA/QC Report**

**Sediment Analytical Results**  
Kinnickinnic River, Milwaukee, Wisconsin

**Sediment Analytical Results**  
Kinnickinnic River, Milwaukee, Wisconsin

TCLP			KK-0201			KK-0203			KK-0203D		
Pesticides	1311/8081	units	Results	Qualifier	Reporting Limit	Results	Qualifier	Reporting Limit	Results	Qualifier	Reporting Limit
Endrin		mg/L	0.01	U	0.01	0.01	U	0.01	0.01	U	0.01
Heptachlor		mg/L	0.008	U	0.008	0.008	U	0.008	0.008	U	0.008
Heptachlor epoxide		mg/L	0.008	U	0.008	0.008	U	0.008	0.008	U	0.008
Chlordane		mg/L	0.02	U	0.02	0.02	U	0.02	0.02	U	0.02
Toxaphene		mg/L	0.5	U	0.5	0.5	U	0.5	0.5	U	0.5
Methoxychlor		mg/L	0.5	U	0.5	0.5	U	0.5	0.5	U	0.5
Lindane		mg/L	0.01	U	0.01	0.01	U	0.01	0.01	U	0.01
TCLP			KK-0205			KK-0207			KK-0207R		
Pesticides	1311/8081	units	Results	Qualifier	Reporting Limit	Results	Qualifier	Reporting Limit	Results	Qualifier	Reporting Limit
Endrin		mg/L	0.01	U	0.01	0.01	U	0.01	0.01	U	0.01
Heptachlor		mg/L	0.008	U	0.008	0.008	U	0.008	0.008	U	0.008
Heptachlor epoxide		mg/L	0.008	U	0.008	0.008	U	0.008	0.008	U	0.008
Chlordane		mg/L	0.02	U	0.02	0.02	U	0.02	0.02	U	0.02
Toxaphene		mg/L	0.5	U	0.5	0.5	U	0.5	0.5	U	0.5
Methoxychlor		mg/L	0.5	U	0.5	0.5	U	0.5	0.5	U	0.5
Lindane		mg/L	0.01	U	0.01	0.01	U	0.01	0.01	U	0.01
TCLP			KK-0209			KK-0211			KK-0213		
Pesticides	1311/8081	units	Results	Qualifier	Reporting Limit	Results	Qualifier	Reporting Limit	Results	Qualifier	Reporting Limit
Endrin		mg/L	0.01	U	0.01	0.01	U	0.01	0.01	U	0.01
Heptachlor		mg/L	0.008	U	0.008	0.008	U	0.008	0.008	U	0.008
Heptachlor epoxide		mg/L	0.008	U	0.008	0.008	U	0.008	0.008	U	0.008
Chlordane		mg/L	0.02	U	0.02	0.02	U	0.02	0.02	U	0.02
Toxaphene		mg/L	0.5	U	0.5	0.5	U	0.5	0.5	U	0.5
Methoxychlor		mg/L	0.5	U	0.5	0.5	U	0.5	0.5	U	0.5
Lindane		mg/L	0.01	U	0.01	0.01	U	0.01	0.01	U	0.01

U = Undetected at reporting unit.

**Sediment Analytical Results**  
Kinnickinnic River, Milwaukee, Wisconsin

TCLP			KK-0201			KK-0203			KK-0203D		
			Results	Qualifier	Reporting Limit	Results	Qualifier	Reporting Limit	Results	Qualifier	Reporting Limit
Herbicides	1311/8151	units									
2,4-D	mg/L		10	U	10	10	U	10	10	U	10
2,4,5-TP (Silvex)	mg/L		1	U	1	1	U	1	1	U	1
TCLP			KK-0205			KK-0207			KK-0207R		
			Results	Qualifier	Reporting Limit	Results	Qualifier	Reporting Limit	Results	Qualifier	Reporting Limit
Herbicides	1311/8151	units									
2,4-D	mg/L		10	U	10	10	U	10	10	U	10
2,4,5-TP (Silvex)	mg/L		1	U	1	1	U	1	1	U	1
TCLP			KK-0209			KK-0211			KK-0213		
			Results	Qualifier	Reporting Limit	Results	Qualifier	Reporting Limit	Results	Qualifier	Reporting Limit
Herbicides	1311/8151	units									
2,4-D	mg/L		10	U	10	10	U	10	10	U	10
2,4,5-TP (Silvex)	mg/L		1	U	1	1	U	1	1	U	1

U = Undetected at reporting unit.

**Sediment Analytical Results**  
Kinnickinnic River, Milwaukee, Wisconsin

TCLP Volatile Organic Compounds 1311/8260 units			KK-0201			KK-0203			KK-0203D		
			Results	Qualifier	Reporting Limit	Results	Qualifier	Reporting Limit	Results	Qualifier	Reporting Limit
Benzene	mg/L	0.05	U	0.05	0.05	U	0.05	0.05	U	0.05	
Carbon tetrachloride	mg/L	0.05	U	0.05	0.05	U	0.05	0.05	U	0.05	
Chlorobenzene	mg/L	0.05	U	0.05	0.05	U	0.05	0.05	U	0.05	
Chloroform	mg/L	0.05	U	0.05	0.05	U	0.05	0.05	U	0.05	
Methyl ethyl ketone	mg/L	0.05	U	0.05	0.05	U	0.05	0.05	U	0.05	
1,4-Dichlorobenzene	mg/L	0.05	U	0.05	0.05	U	0.05	0.05	U	0.05	
1,2-Dichloroethane	mg/L	0.05	U	0.05	0.05	U	0.05	0.05	U	0.05	
1,1-Dichloroethene	mg/L	0.05	U	0.05	0.05	U	0.05	0.05	U	0.05	
Tetrachloroethene	mg/L	0.05	U	0.05	0.05	U	0.05	0.05	U	0.05	
Trichloroethene	mg/L	0.05	U	0.05	0.05	U	0.05	0.05	U	0.05	
Vinyl chloride	mg/L	0.05	U	0.05	0.05	U	0.05	0.05	U	0.05	
TCLP Volatile Organic Compounds 1311/8260 units			KK-0205			KK-0207			KK-0207R		
			Results	Qualifier	Reporting Limit	Results	Qualifier	Reporting Limit	Results	Qualifier	Reporting Limit
Benzene	mg/L	0.05	U	0.05	0.05	U	0.05	0.05	U	0.05	
Carbon tetrachloride	mg/L	0.05	U	0.05	0.05	U	0.05	0.05	U	0.05	
Chlorobenzene	mg/L	0.05	U	0.05	0.05	U	0.05	0.05	U	0.05	
Chloroform	mg/L	0.05	U	0.05	0.05	U	0.05	0.05	U	0.05	
Methyl ethyl ketone	mg/L	0.05	U	0.05	0.05	U	0.05	0.05	U	0.05	
1,4-Dichlorobenzene	mg/L	0.05	U	0.05	0.05	U	0.05	0.05	U	0.05	
1,2-Dichloroethane	mg/L	0.05	U	0.05	0.05	U	0.05	0.05	U	0.05	
1,1-Dichloroethene	mg/L	0.05	U	0.05	0.05	U	0.05	0.05	U	0.05	
Tetrachloroethene	mg/L	0.05	U	0.05	0.05	U	0.05	0.05	U	0.05	
Trichloroethene	mg/L	0.05	U	0.05	0.05	U	0.05	0.05	U	0.05	
Vinyl chloride	mg/L	0.05	U	0.05	0.05	U	0.05	0.05	U	0.05	
TCLP Volatile Organic Compounds 1311/8260 units			KK-0209			KK-0211			KK-0213		
			Results	Qualifier	Reporting Limit	Results	Qualifier	Reporting Limit	Results	Qualifier	Reporting Limit
Benzene	mg/L	0.05	U	0.05	0.05	U	0.05	0.05	U	0.05	
Carbon tetrachloride	mg/L	0.05	U	0.05	0.05	U	0.05	0.05	U	0.05	
Chlorobenzene	mg/L	0.05	U	0.05	0.05	U	0.05	0.05	U	0.05	
Chloroform	mg/L	0.05	U	0.05	0.05	U	0.05	0.05	U	0.05	
Methyl ethyl ketone	mg/L	0.05	U	0.05	0.05	U	0.05	0.05	U	0.05	
1,4-Dichlorobenzene	mg/L	0.05	U	0.05	0.05	U	0.05	0.05	U	0.05	
1,2-Dichloroethane	mg/L	0.05	U	0.05	0.05	U	0.05	0.05	U	0.05	
1,1-Dichloroethene	mg/L	0.05	U	0.05	0.05	U	0.05	0.05	U	0.05	
Tetrachloroethene	mg/L	0.05	U	0.05	0.05	U	0.05	0.05	U	0.05	
Trichloroethene	mg/L	0.05	U	0.05	0.05	U	0.05	0.05	U	0.05	
Vinyl chloride	mg/L	0.05	U	0.05	0.05	U	0.05	0.05	U	0.05	

U = Undetected at reporting unit.

**Sediment Analytical Results**  
Kinnickinnic River, Milwaukee, Wisconsin

TCLP Semi-Volatile Organic Compound 1311/8270 units			KK-0201			KK-0203			KK-0203D		
			Results	Qualifier	Reporting Limit	Results	Qualifier	Reporting Limit	Results	Qualifier	Reporting Limit
Pyridine	mg/L	0.1	U	0.1	0.1	U	0.1	0.1	U	0.1	
2-Methylphenol	mg/L	0.1	U	0.1	0.1	U	0.1	0.1	U	0.1	
3/4-Methylphenol	mg/L	0.1	U	0.1	0.1	U	0.1	0.1	U	0.1	
Hexachloroethane	mg/L	0.1	U	0.1	0.1	U	0.1	0.1	U	0.1	
Nitrobenzene	mg/L	0.1	U	0.1	0.1	U	0.1	0.1	U	0.1	
Hexachloro-1,3-butadiene	mg/L	0.1	U	0.1	0.1	U	0.1	0.1	U	0.1	
2,4,5-Trichlorophenol	mg/L	0.1	U	0.1	0.1	U	0.1	0.1	U	0.1	
2,4,6-Trichlorophenol	mg/L	0.1	U	0.1	0.1	U	0.1	0.1	U	0.1	
2,4-Dinitrotoluene	mg/L	0.1	U	0.1	0.1	U	0.1	0.1	U	0.1	
Hexachlorobenzene	mg/L	0.1	U	0.1	0.1	U	0.1	0.1	U	0.1	
Pentachlorophenol	mg/L	0.1	U	0.1	0.1	U	0.1	0.1	U	0.1	
TCLP Semi-Volatile Organic Compound 1311/8270 units			KK-0205			KK-0207			KK-0207R		
			Results	Qualifier	Reporting Limit	Results	Qualifier	Reporting Limit	Results	Qualifier	Reporting Limit
Pyridine	mg/L	0.1	U	0.1	0.1	U	0.1	0.1	U	0.1	
2-Methylphenol	mg/L	0.1	U	0.1	0.1	U	0.1	0.1	U	0.1	
3/4-Methylphenol	mg/L	0.1	U	0.1	0.1	U	0.1	0.1	U	0.1	
Hexachloroethane	mg/L	0.1	U	0.1	0.1	U	0.1	0.1	U	0.1	
Nitrobenzene	mg/L	0.1	U	0.1	0.1	U	0.1	0.1	U	0.1	
Hexachloro-1,3-butadiene	mg/L	0.1	U	0.1	0.1	U	0.1	0.1	U	0.1	
2,4,5-Trichlorophenol	mg/L	0.1	U	0.1	0.1	U	0.1	0.1	U	0.1	
2,4,6-Trichlorophenol	mg/L	0.1	U	0.1	0.1	U	0.1	0.1	U	0.1	
2,4-Dinitrotoluene	mg/L	0.1	U	0.1	0.1	U	0.1	0.1	U	0.1	
Hexachlorobenzene	mg/L	0.1	U	0.1	0.1	U	0.1	0.1	U	0.1	
Pentachlorophenol	mg/L	0.1	U	0.1	0.1	U	0.1	0.1	U	0.1	
TCLP Semi-Volatile Organic Compound 1311/8270 units			KK-0209			KK-0211			KK-0213		
			Results	Qualifier	Reporting Limit	Results	Qualifier	Reporting Limit	Results	Qualifier	Reporting Limit
Pyridine	mg/L	0.1	U	0.1	0.1	U	0.1	0.1	U	0.1	
2-Methylphenol	mg/L	0.1	U	0.1	0.1	U	0.1	0.1	U	0.1	
3/4-Methylphenol	mg/L	0.1	U	0.1	0.1	U	0.1	0.1	U	0.1	
Hexachloroethane	mg/L	0.1	U	0.1	0.1	U	0.1	0.1	U	0.1	
Nitrobenzene	mg/L	0.1	U	0.1	0.1	U	0.1	0.1	U	0.1	
Hexachloro-1,3-butadiene	mg/L	0.1	U	0.1	0.1	U	0.1	0.1	U	0.1	
2,4,5-Trichlorophenol	mg/L	0.1	U	0.1	0.1	U	0.1	0.1	U	0.1	
2,4,6-Trichlorophenol	mg/L	0.1	U	0.1	0.1	U	0.1	0.1	U	0.1	
2,4-Dinitrotoluene	mg/L	0.1	U	0.1	0.1	U	0.1	0.1	U	0.1	
Hexachlorobenzene	mg/L	0.1	U	0.1	0.1	U	0.1	0.1	U	0.1	
Pentachlorophenol	mg/L	0.1	U	0.1	0.1	U	0.1	0.1	U	0.1	

U = Undetected at reporting unit.



**Sediment Analytical Results**  
Kinnickinnic River, Milwaukee, Wisconsin

1311/6010 1311/7470		KK-0201			KK-0203			KK-0203D		
		Results	Qualifier	Reporting Limit	Results	Qualifier	Reporting Limit	Results	Qualifier	Reporting Limit
<b>TCLP Metals</b>	<b>units</b>									
TCLP Arsenic	ug/L	300	U	300	300	U	300	300	U	300
TCLP Barium	ug/L	1000	U	1000	1000	U	1000	1000	U	1000
TCLP Cadmium	ug/L	100	U	100	100	U	100	100	U	100
TCLP Chromium	ug/L	500	U	500	500	U	500	500	U	500
TCLP Lead	ug/L	500	U	500	500	U	500	500	U	500
TCLP Selenium	ug/L	600	U	600	600	U	600	600	U	600
TCLP Silver	ug/L	100	U	100	100	U	100	100	U	100
TCLP Mercury	ug/L	10	U	10	10	U	10	10	U	10
1311/6010 1311/7470		KK-0205			KK-0207			KK-0207R		
		Results	Qualifier	Reporting Limit	Results	Qualifier	Reporting Limit	Results	Qualifier	Reporting Limit
<b>TCLP Metals</b>	<b>units</b>									
TCLP Arsenic	ug/L	300	U	300	300	U	300	300	U	300
TCLP Barium	ug/L	1000	U	1000	1000	U	1000	1000	U	1000
TCLP Cadmium	ug/L	100	U	100	100	U	100	100	U	100
TCLP Chromium	ug/L	500	U	500	500	U	500	500	U	500
TCLP Lead	ug/L	500	U	500	500	U	500	500	U	500
TCLP Selenium	ug/L	600	U	600	600	U	600	600	U	600
TCLP Silver	ug/L	100	U	100	100	U	100	100	U	100
TCLP Mercury	ug/L	10	U	10	10	U	10	10	U	10
1311/6010 1311/7470		KK-0209			KK-0211			KK-0213		
		Results	Qualifier	Reporting Limit	Results	Qualifier	Reporting Limit	Results	Qualifier	Reporting Limit
<b>TCLP Metals</b>	<b>units</b>									
TCLP Arsenic	ug/L	300	U	300	300	U	300	300	U	300
TCLP Barium	ug/L	1000	U	1000	1000	U	1000	1000	U	1000
TCLP Cadmium	ug/L	100	U	100	100	U	100	100	U	100
TCLP Chromium	ug/L	500	U	500	500	U	500	500	U	500
TCLP Lead	ug/L	500	U	500	500	U	500	500	U	500
TCLP Selenium	ug/L	600	U	600	600	U	600	600	U	600
TCLP Silver	ug/L	100	U	100	100	U	100	100	U	100
TCLP Mercury	ug/L	10	U	10	10	U	10	10	U	10

U = Undetected at reporting unit.

Sediment Analytical Results  
Kinnickinnic River, Milwaukee, Wisconsin

Waste Characteristics	units	KK-0201			KK-0203			KK-0203D		
		Results	Qualifier	Reporting Limit	Results	Qualifier	Reporting Limit	Results	Qualifier	Reporting Limit
Flashpoint	1010 ° F	200	° F		200	° F		200	° F	
Reactive Cyanide	846 ch 7 mg/kg	0.5	U	0.5	0.5	U	0.5	0.5	U	0.5
Reactive Sulfide	846 ch 7 mg/kg	100		28	290		30	230		28
pH	9045	7.54			7.76			7.83		
Waste Characteristics	units	KK-0205			KK-0207			KK-0207R		
		Results	Qualifier	Reporting Limit	Results	Qualifier	Reporting Limit	Results	Qualifier	Reporting Limit
Flashpoint	1010 ° F	200	° F		200	° F		200	° F	
Reactive Cyanide	846 ch 7 mg/kg	0.5	U	0.5	0.5	U	0.5	0.5	U	0.5
Reactive Sulfide	846 ch 7 mg/kg	690		190	270		31	600		160
pH	9045	7.67			7.68			7.67		
Waste Characteristics	units	KK-0209			KK-0211			KK-0213		
		Results	Qualifier	Reporting Limit	Results	Qualifier	Reporting Limit	Results	Qualifier	Reporting Limit
Flashpoint	1010 ° F	200	° F		200	° F		200	° F	
Reactive Cyanide	846 ch 7 mg/kg	0.5	U	0.5	0.5	U	0.5	0.5	U	0.5
Reactive Sulfide	846 ch 7 mg/kg	450		120	730		150	540		150
pH	9045	7.7			7.69			7.78		

U = Undetected at reporting unit.

**Sediment Analytical Results**  
Kinnickinnic River, Milwaukee, Wisconsin

Semi-Volatile Organic Compound 8270 units			KK-0201-0002			KK-0201-0204			KK-0201-0406		
			Results	Qualifier	Reporting Limit	Results	Qualifier	Reporting Limit	Results	Qualifier	Reporting Limit
Naphthalene	mg/kg	1.1	U	1.1	1	U	1	1	U	1	
2-Methylnaphthalene	mg/kg	1.1	U	1.1	1	U	1	1	U	1	
Acenaphthylene	mg/kg	1.1	U	1.1	1	U	1	1	U	1	
Acenaphthene	mg/kg	1.1	U	1.1	1	U	1	1	U	1	
Fluorene	mg/kg	1.1	U	1.1	1	U	1	1	U	1	
Phenanthrene	mg/kg	8.3		1.1	1.4		1	6.1		1	
Anthracene	mg/kg	2		1.1	1	U	1	1.7		1	
Fluoranthene	mg/kg	13		1.1	2.6		1	9		1	
Pyrene	mg/kg	10		1.1	2.1		1	7		1	
Benzo(a)anthracene	mg/kg	4.2	0.43		0.88		0.4	2.8		0.4	
Chrysene	mg/kg	5.5		1.1	1.2		1	3.4		1	
Benzo(b)fluoranthene	mg/kg	4	0.43		0.92		0.4	2.5		0.4	
Benzo(k)fluoranthene	mg/kg	2.3		1.1	1	U	1	1.4		1	
Benzo(a)pyrene	mg/kg	3.9	0.43		0.8		0.4	2.4		0.4	
Indeno(1,2,3-cd)pyrene	mg/kg	2.4	0.43		0.45		0.4	1.2		0.4	
Dibenzo(a,h)anthracene	mg/kg	0.58	0.43		0.4	U	0.4	0.4	U	0.4	
Benzo(g,h,i)perylene	mg/kg	2.2		1.1	1	U	1	1.1		1	
Semi-Volatile Organic Compound 8270 units			KK-0201-0608			KK-0201-0810			KK-0202-0002		
			Results	Qualifier	Reporting Limit	Results	Qualifier	Reporting Limit	Results	Qualifier	Reporting Limit
Naphthalene	mg/kg	1	U	1	0.33	U	0.33	1	U	1	
2-Methylnaphthalene	mg/kg	1	U	1	0.33	U	0.33	1	U	1	
Acenaphthylene	mg/kg	1	U	1	0.33	U	0.33	1	U	1	
Acenaphthene	mg/kg	1.3		1	0.33	U	0.33	1	U	1	
Fluorene	mg/kg	1.7		1	0.33	U	0.33	1.1		1	
Phenanthrene	mg/kg	13		1	0.33	U	0.33	9.9		1	
Anthracene	mg/kg	3.1		1	0.33	U	0.33	2.2		1	
Fluoranthene	mg/kg	15		1	0.33		0.33	17		1	
Pyrene	mg/kg	12		1	0.33	U	0.33	12		1	
Benzo(a)anthracene	mg/kg	5.4	0.4		0.33	U	0.33	4.9		0.4	
Chrysene	mg/kg	6.3		1	0.33	U	0.33	5.9		1	
Benzo(b)fluoranthene	mg/kg	5.2	0.4		0.33	U	0.33	5.7		0.4	
Benzo(k)fluoranthene	mg/kg	2.6		1	0.33	U	0.33	2.3		1	
Benzo(a)pyrene	mg/kg	5.3	0.4		0.33	U	0.33	5.2		0.4	
Indeno(1,2,3-cd)pyrene	mg/kg	3.8	0.4		0.33	U	0.33	3.9		0.4	
Dibenzo(a,h)anthracene	mg/kg	0.92	0.4		0.33	U	0.33	0.83		0.4	
Benzo(g,h,i)perylene	mg/kg	3.6		1	0.33	U	0.33	3.6		1	

U = Undetected at reporting unit.

**Sediment Analytical Results**  
Kinnickinnic River, Milwaukee, Wisconsin

Semi-Volatile Organic Compound	8270	units	KK-0202-0204			KK-0202-0406			KK-0202-0608		
			Results	Qualifier	Reporting Limit	Results	Qualifier	Reporting Limit	Results	Qualifier	Reporting Limit
Naphthalene	mg/kg	1.1	U	1.1	1.1	U	1.1	1.3	U	1.3	
2-Methylnaphthalene	mg/kg	1.1	U	1.1	1.1	U	1.1	1.3	U	1.3	
Acenaphthylene	mg/kg	1.1	U	1.1	1.1	U	1.1	1.3	U	1.3	
Acenaphthene	mg/kg	1.1	U	1.1	1.1	U	1.1	3		1.3	
Fluorene	mg/kg	1.1	U	1.1	1.1	U	1.1	4		1.3	
Phenanthrene	mg/kg	11		1.1	8.1		1.1	32		1.3	
Anthracene	mg/kg	2.8		1.1	1.6		1.1	7.3		1.3	
Fluoranthene	mg/kg	20		1.1	12		1.1	51		1.3	
Pyrene	mg/kg	16		1.1	9.7		1.1	39		1.3	
Benzo(a)anthracene	mg/kg	6.3		0.43	3.7		0.43	17		0.53	
Chrysene	mg/kg	8		1.1	4.9		1.1	18		1.3	
Benzo(b)fluoranthene	mg/kg	6.6		0.43	4.1		0.43	19		0.53	
Benzo(k)fluoranthene	mg/kg	4.2		1.1	2.1		1.1	8.6		1.3	
Benzo(a)pyrene	mg/kg	6.9		0.43	3.8		0.43	17		0.53	
Indeno(1,2,3-cd)pyrene	mg/kg	5.2		0.43	3		0.43	12		0.53	
Dibenzo(a,h)anthracene	mg/kg	1.3		0.43	0.69		0.43	2.8		0.53	
Benzo(g,h,i)perylene	mg/kg	4.7		1.1	3		1.1	10		1.3	
Semi-Volatile Organic Compound	8270	units	KK-0202-0810			KK-0202-1012			KK-0202-1214		
			Results	Qualifier	Reporting Limit	Results	Qualifier	Reporting Limit	Results	Qualifier	Reporting Limit
Naphthalene	mg/kg	1.1	U	1.1	1.4	U	1.4	1.2	U	1.2	
2-Methylnaphthalene	mg/kg	1.1	U	1.1	1.4	U	1.4	1.2	U	1.2	
Acenaphthylene	mg/kg	1.1	U	1.1	1.4	U	1.4	1.2	U	1.2	
Acenaphthene	mg/kg	1.1	U	1.1	1.4	U	1.4	1.2	U	1.2	
Fluorene	mg/kg	1.2		1.1	1.4		1.4	1.2	U	1.2	
Phenanthrene	mg/kg	9.1		1.1	13		1.4	7.7		1.2	
Anthracene	mg/kg	2		1.1	2.7		1.4	1.7		1.2	
Fluoranthene	mg/kg	14		1.1	20		1.4	14		1.2	
Pyrene	mg/kg	12		1.1	16		1.4	11		1.2	
Benzo(a)anthracene	mg/kg	4.4		0.43	5.9		0.56	4.2		0.46	
Chrysene	mg/kg	6.2		1.1	9.1		1.4	6		1.2	
Benzo(b)fluoranthene	mg/kg	5.1		0.43	7.9		0.56	4.5		0.46	
Benzo(k)fluoranthene	mg/kg	2.6		1.1	2.6		1.4	2.5		1.2	
Benzo(a)pyrene	mg/kg	4.4		0.43	6.6		0.56	4		0.46	
Indeno(1,2,3-cd)pyrene	mg/kg	3.5		0.43	4.9		0.56	2.8		0.46	
Dibenzo(a,h)anthracene	mg/kg	0.81		0.43	1.2		0.56	0.64		0.46	
Benzo(g,h,i)perylene	mg/kg	3.3		1.1	4.4		1.4	2.4		1.2	

U = Undetected at reporting unit.

Sediment Analytical Results  
Kinnickinnic River, Milwaukee, Wisconsin

Semi-Volatile Organic Compound 8270 units			KK-0202-1416			KK-0202-1820			KK-0203-0002		
			Results	Qualifier	Reporting Limit	Results	Qualifier	Reporting Limit	Results	Qualifier	Reporting Limit
Naphthalene	mg/kg	1.4	U	1.4	1.3	U	1.3	1	U	1	
2-Methylnaphthalene	mg/kg	1.4	U	1.4	1.3	U	1.3	1	U	1	
Acenaphthylene	mg/kg	1.4	U	1.4	1.3	U	1.3	1	U	1	
Acenaphthene	mg/kg	1.4	U	1.4	1.3	U	1.3	1	U	1	
Fluorene	mg/kg	1.4	U	1.4	1.3	U	1.3	1	U	1	
Phenanthrene	mg/kg	13		1.4	5.4		1.3	7.3		1	
Anthracene	mg/kg	2.4		1.4	1.3	U	1.3	1.5		1	
Fluoranthene	mg/kg	24		1.4	10		1.3	11		1	
Pyrene	mg/kg	19		1.4	8.2		1.3	9		1	
Benzo(a)anthracene	mg/kg	7.4		0.56	3.5		0.53	3.4		0.4	
Chrysene	mg/kg	10		1.4	4.3		1.3	4.8		1	
Benzo(b)fluoranthene	mg/kg	9.3		0.56	4		0.53	4.4		0.4	
Benzo(k)fluoranthene	mg/kg	3.8		1.4	1.7		1.3	1.5		1	
Benzo(a)pyrene	mg/kg	7.9		0.56	3.4		0.53	3.9		0.4	
Indeno(1,2,3-cd)pyrene	mg/kg	6.1		0.56	2		0.53	3.1		0.4	
Dibenzo(a,h)anthracene	mg/kg	1.4		0.56	0.53	U	0.53	0.69		0.4	
Benzo(g,h,i)perylene	mg/kg	5.6		1.4	1.8		1.3	2.9		1	
Semi-Volatile Organic Compound 8270 units			KK-0203-0002D			KK-0203-0204			KK-0203-0204D		
			Results	Qualifier	Reporting Limit	Results	Qualifier	Reporting Limit	Results	Qualifier	Reporting Limit
Naphthalene	mg/kg	1.1	U	1.1	1	U	1	1	U	1	
2-Methylnaphthalene	mg/kg	1.1	U	1.1	1	U	1	1	U	1	
Acenaphthylene	mg/kg	1.1	U	1.1	1	U	1	1	U	1	
Acenaphthene	mg/kg	1.1	U	1.1	1	U	1	1	U	1	
Fluorene	mg/kg	1.1	U	1.1	1	U	1	1	U	1	
Phenanthrene	mg/kg	12		1.1	3.9		1	6.4		1	
Anthracene	mg/kg	3		1.1	1	U	1	1.5		1	
Fluoranthene	mg/kg	22		1.1	6.6		1	11		1	
Pyrene	mg/kg	18		1.1	5.4		1	8		1	
Benzo(a)anthracene	mg/kg	6.9		0.43	2.2		0.4	3.9		0.4	
Chrysene	mg/kg	8.9		1.1	2.9		1	4.6		1	
Benzo(b)fluoranthene	mg/kg	7.7		0.43	2.7		0.4	5.4		0.4	
Benzo(k)fluoranthene	mg/kg	4.7		1.1	1.4		1	1.8		1	
Benzo(a)pyrene	mg/kg	7.3		0.43	2.5		0.4	4.3		0.4	
Indeno(1,2,3-cd)pyrene	mg/kg	5.2		0.43	1.8		0.4	2.6		0.4	
Dibenzo(a,h)anthracene	mg/kg	1.3		0.43	0.4	U	0.4	0.71		0.4	
Benzo(g,h,i)perylene	mg/kg	4.5		1.1	1.7		1	2.8		1	

U = Undetected at reporting unit.

Sediment Analytical Results  
Kinnickinnic River, Milwaukee, Wisconsin

Semi-Volatile Organic Compound	8270	units	KK-0203-0406			KK-0203-0406D			KK-0203-0608		
			Results	Qualifier	Reporting Limit	Results	Qualifier	Reporting Limit	Results	Qualifier	Reporting Limit
Naphthalene	mg/kg	1.2	U	1.2	1.1	U	1.1	1.1	U	1.1	
2-Methylnaphthalene	mg/kg	1.2	U	1.2	1.1	U	1.1	1.1	U	1.1	
Acenaphthylene	mg/kg	1.2	U	1.2	1.1	U	1.1	1.1	U	1.1	
Acenaphthene	mg/kg	1.2	U	1.2	1.1	U	1.1	1.1	U	1.1	
Fluorene	mg/kg	1.2	U	1.2	1.1	U	1.1	1.1	U	1.1	
Phenanthrene	mg/kg	4.1		1.2	7.8		1.1	5.7		1.1	
Anthracene	mg/kg	1.2	U	1.2	1.7		1.1	1.2		1.1	
Fluoranthene	mg/kg	7.4		1.2	14		1.1	9.9		1.1	
Pyrene	mg/kg	5.9		1.2	11		1.1	7.6		1.1	
Benzo(a)anthracene	mg/kg	2.3		0.46	5		0.43	3		0.43	
Chrysene	mg/kg	3.3		1.2	6.8		1.1	4.4		1.1	
Benzo(b)fluoranthene	mg/kg	2.9		0.46	7.4		0.43	3.7		0.43	
Benzo(k)fluoranthene	mg/kg	1.6		1.2	2.1		1.1	2.2		1.1	
Benzo(a)pyrene	mg/kg	2.8		0.46	5.8		0.43	3.7		0.43	
Indeno(1,2,3-cd)pyrene	mg/kg	2		0.46	3.4		0.43	2.5		0.43	
Dibenzo(a,h)anthracene	mg/kg	0.46	U	0.46	0.99		0.43	0.54		0.43	
Benzo(g,h,i)perylene	mg/kg	1.9		1.2	3.7		1.1	2.2		1.1	
Semi-Volatile Organic Compound	8270	units	KK-0203-0608D			KK-0203-0810			KK-0203-0810D		
			Results	Qualifier	Reporting Limit	Results	Qualifier	Reporting Limit	Results	Qualifier	Reporting Limit
Naphthalene	mg/kg	1.1	U	1.1	1.4	U	1.4	1.2	U	1.2	
2-Methylnaphthalene	mg/kg	1.1	U	1.1	1.4	U	1.4	1.2	U	1.2	
Acenaphthylene	mg/kg	1.1	U	1.1	1.4	U	1.4	1.2	U	1.2	
Acenaphthene	mg/kg	1.1	U	1.1	1.4	U	1.4	1.2	U	1.2	
Fluorene	mg/kg	1.4		1.1	1.7		1.4	1.2	U	1.2	
Phenanthrene	mg/kg	11		1.1	14		1.4	4.5		1.2	
Anthracene	mg/kg	2.2		1.1	2.5		1.4	1.2	U	1.2	
Fluoranthene	mg/kg	17		1.1	21		1.4	6.4		1.2	
Pyrene	mg/kg	15		1.1	17		1.4	5.3		1.2	
Benzo(a)anthracene	mg/kg	6.1		0.43	6.9		0.56	2.4		0.49	
Chrysene	mg/kg	8.8		1.1	9.1		1.4	2.9		1.2	
Benzo(b)fluoranthene	mg/kg	9		0.43	8.3		0.56	3.3		0.49	
Benzo(k)fluoranthene	mg/kg	2.7		1.1	3.8		1.4	1.2	U	1.2	
Benzo(a)pyrene	mg/kg	6.6		0.43	7.3		0.56	2.3		0.49	
Indeno(1,2,3-cd)pyrene	mg/kg	4.1		0.43	4.9		0.56	1.3		0.49	
Dibenzo(a,h)anthracene	mg/kg	1.1		0.43	1.2		0.56	0.49	U	0.49	
Benzo(g,h,i)perylene	mg/kg	4.2		1.1	4.2		1.4	1.3		1.2	

U = Undetected at reporting unit.

Sediment Analytical Results  
Kinnickinnic River, Milwaukee, Wisconsin

Semi-Volatile Organic Compound 8270 units			KK-0203-1012			KK-0203-1012D			KK-0203-1214		
			Results	Qualifier	Reporting Limit	Results	Qualifier	Reporting Limit	Results	Qualifier	Reporting Limit
Naphthalene	mg/kg	1.1	U	1.1	1.3	U	1.3	1.2	U	1.2	
2-Methylnaphthalene	mg/kg	1.1	U	1.1	1.3	U	1.3	1.2	U	1.2	
Acenaphthylene	mg/kg	1.1	U	1.1	1.3	U	1.3	1.2	U	1.2	
Acenaphthene	mg/kg	1.1	U	1.1	2.6		1.3	1.2	U	1.2	
Fluorene	mg/kg	1.5		1.1	3.8		1.3	1.2	U	1.2	
Phenanthrene	mg/kg	12		1.1	31		1.3	8.1		1.2	
Anthracene	mg/kg	2.4		1.1	6.1		1.3	1.5		1.2	
Fluoranthene	mg/kg	19		1.1	52		1.3	13		1.2	
Pyrene	mg/kg	15		1.1	41		1.3	11		1.2	
Benzo(a)anthracene	mg/kg	6.5		0.43	17		0.53	4.1		0.46	
Chrysene	mg/kg	8.3		1.1	22		1.3	5.9		1.2	
Benzo(b)fluoranthene	mg/kg	8.3		0.43	19		0.53	5.5		0.46	
Benzo(k)fluoranthene	mg/kg	3.1		1.1	10		1.3	2.4		1.2	
Benzo(a)pyrene	mg/kg	6.5		0.43	16		0.53	4.5		0.46	
Indeno(1,2,3-cd)pyrene	mg/kg	4.6		0.43	11		0.53	3		0.46	
Dibenzo(a,h)anthracene	mg/kg	1.2		0.43	2.8		0.53	0.7		0.46	
Benzo(g,h,i)perylene	mg/kg	3.8		1.1	9.2		1.3	2.5		1.2	
Semi-Volatile Organic Compound 8270 units			KK-0203-1214D			KK-0204-0002			KK-0204-0204		
			Results	Qualifier	Reporting Limit	Results	Qualifier	Reporting Limit	Results	Qualifier	Reporting Limit
Naphthalene	mg/kg	1.2	U	1.2	1	U	1	0.83	U	0.83	
2-Methylnaphthalene	mg/kg	1.2	U	1.2	1	U	1	0.83	U	0.83	
Acenaphthylene	mg/kg	1.2	U	1.2	1	U	1	0.83	U	0.83	
Acenaphthene	mg/kg	1.4		1.2	1	U	1	0.83	U	0.83	
Fluorene	mg/kg	2.3		1.2	1	U	1	0.83	U	0.83	
Phenanthrene	mg/kg	16		1.2	2.4		1	2.2		0.83	
Anthracene	mg/kg	3.4		1.2	1	U	1	0.83	U	0.83	
Fluoranthene	mg/kg	26		1.2	4.8		1	4.9		0.83	
Pyrene	mg/kg	20		1.2	3.9		1	4		0.83	
Benzo(a)anthracene	mg/kg	7.7		0.46	1.9		0.4	1.8		0.33	
Chrysene	mg/kg	12		1.2	2		1	2.2		0.83	
Benzo(b)fluoranthene	mg/kg	12		0.46	1.8		0.4	1.8		0.33	
Benzo(k)fluoranthene	mg/kg	3.5		1.2	1	U	1	0.92		0.83	
Benzo(a)pyrene	mg/kg	7.7		0.46	1.7		0.4	1.7		0.33	
Indeno(1,2,3-cd)pyrene	mg/kg	4.1		0.46	1.2		0.4	1.3		0.33	
Dibenzo(a,h)anthracene	mg/kg	1.2		0.46	0.4	U	0.4	0.33	U	0.33	
Benzo(g,h,i)perylene	mg/kg	4.2		1.2	1.2		1	1.1		0.83	

U = Undetected at reporting unit.

Sediment Analytical Results  
Kinnickinnic River, Milwaukee, Wisconsin

Semi-Volatile Organic Compound	8270	units	KK-0204-0406			KK-0204-0608			KK-0204-0810		
			Results	Qualifier	Reporting Limit	Results	Qualifier	Reporting Limit	Results	Qualifier	Reporting Limit
Naphthalene	mg/kg	1.2	U	1.2	1	U	1	0.68	U	0.68	
2-Methylnaphthalene	mg/kg	1.2	U	1.2	1	U	1	0.68	U	0.68	
Acenaphthylene	mg/kg	1.2	U	1.2	1	U	1	0.68	U	0.68	
Acenaphthene	mg/kg	1.2	U	1.2	1	U	1	0.68	U	0.68	
Fluorene	mg/kg	1.6		1.2	1.2		1	0.75		0.68	
Phenanthrene	mg/kg	14		1.2	10		1	7.3		0.68	
Anthracene	mg/kg	2.7		1.2	2.1		1	1.4		0.68	
Fluoranthene	mg/kg	21		1.2	15		1	12		0.68	
Pyrene	mg/kg	16		1.2	12		1	9.7		0.68	
Benzo(a)anthracene	mg/kg	6.7		0.49	4.8		0.4	3.7		0.33	
Chrysene	mg/kg	9.6		1.2	6.8		1	5.5		0.68	
Benzo(b)fluoranthene	mg/kg	7.8		0.49	5		0.4	3.8		0.33	
Benzo(k)fluoranthene	mg/kg	2.7		1.2	2.7		1	2.1		0.68	
Benzo(a)pyrene	mg/kg	6.6		0.49	4.7		0.4	3.6		0.33	
Indeno(1,2,3-cd)pyrene	mg/kg	4.7		0.49	3.2		0.4	2.9		0.33	
Dibenzo(a,h)anthracene	mg/kg	1.3		0.49	0.83		0.4	0.71		0.33	
Benzo(g,h,i)perylene	mg/kg	4.3		1.2	2.9		1	2.8		0.68	
Semi-Volatile Organic Compound	8270	units	KK-0204-1012			KK-0204-1214			KK-0204-1416		
			Results	Qualifier	Reporting Limit	Results	Qualifier	Reporting Limit	Results	Qualifier	Reporting Limit
Naphthalene	mg/kg	1.1	U	1.1	0.67	U	0.67	0.55	U	0.55	
2-Methylnaphthalene	mg/kg	1.1	U	1.1	0.67	U	0.67	0.55	U	0.55	
Acenaphthylene	mg/kg	1.1	U	1.1	0.67	U	0.67	0.55	U	0.55	
Acenaphthene	mg/kg	1.1	U	1.1	0.72		0.67	0.55	U	0.55	
Fluorene	mg/kg	1.4		1.1	1		0.67	0.55	U	0.55	
Phenanthrene	mg/kg	9		1.1	9.1		0.67	4.1		0.55	
Anthracene	mg/kg	2.2		1.1	2		0.67	0.78		0.55	
Fluoranthene	mg/kg	11		1.1	15		0.67	7.1		0.55	
Pyrene	mg/kg	9		1.1	12		0.67	5.7		0.55	
Benzo(a)anthracene	mg/kg	3.4		0.43	4.9		0.33	2.5		0.33	
Chrysene	mg/kg	4.7		1.1	6.2		0.67	3.2		0.55	
Benzo(b)fluoranthene	mg/kg	3.2		0.43	4.7		0.33	2.5		0.33	
Benzo(k)fluoranthene	mg/kg	1.9		1.1	2.5		0.67	1.1		0.55	
Benzo(a)pyrene	mg/kg	3		0.43	4.6		0.33	2.4		0.33	
Indeno(1,2,3-cd)pyrene	mg/kg	2		0.43	3.5		0.33	1.8		0.33	
Dibenzo(a,h)anthracene	mg/kg	0.53		0.43	0.9		0.33	0.43		0.33	
Benzo(g,h,i)perylene	mg/kg	2		1.1	3.3		0.67	1.7		0.55	

U = Undetected at reporting unit.



Sediment Analytical Results  
Kinnickinnic River, Milwaukee, Wisconsin

Semi-Volatile Organic Compound 8270 units			KK-0205-0002			KK-0205-0204			KK-0205-0406		
			Results	Qualifier	Reporting Limit	Results	Qualifier	Reporting Limit	Results	Qualifier	Reporting Limit
Naphthalene	mg/kg	1.4	U	1.4	1.3	U	1.3	1.3	U	1.3	
2-Methylnaphthalene	mg/kg	1.4	U	1.4	1.3	U	1.3	1.3	U	1.3	
Acenaphthylene	mg/kg	1.4	U	1.4	1.3	U	1.3	1.3	U	1.3	
Acenaphthene	mg/kg	1.4	U	1.4	1.3	U	1.3	1.3	U	1.3	
Fluorene	mg/kg	1.4	U	1.4	1.3	U	1.3	1.3	U	1.3	
Phenanthrene	mg/kg	1.4	U	1.4	2.7		1.3	3.8		1.3	
Anthracene	mg/kg	1.4	U	1.4	1.3	U	1.3	1.3	U	1.3	
Fluoranthene	mg/kg	2.7		1.4	5.6		1.3	6.2		1.3	
Pyrene	mg/kg	2.1		1.4	4.5		1.3	4.9		1.3	
Benzo(a)anthracene	mg/kg	0.89		0.56	1.6		0.53	1.9		0.53	
Chrysene	mg/kg	1.4	U	1.4	2.4		1.3	2.3		1.3	
Benzo(b)fluoranthene	mg/kg	1.1		0.56	2.2		0.53	2.2		0.53	
Benzo(k)fluoranthene	mg/kg	1.4	U	1.4	1.3	U	1.3	1.3	U	1.3	
Benzo(a)pyrene	mg/kg	0.97		0.56	2		0.53	2		0.53	
Indeno(1,2,3-cd)pyrene	mg/kg	0.71		0.56	1.6		0.53	1.5		0.53	
Dibenzo(a,h)anthracene	mg/kg	0.56	U	0.56	0.53	U	0.53	0.53	U	0.53	
Benzo(g,h,i)perylene	mg/kg	1.4	U	1.4	1.6		1.3	1.4		1.3	
Semi-Volatile Organic Compound 8270 units			KK-0205-0608			KK-0205-0810			KK-0205-1012		
			Results	Qualifier	Reporting Limit	Results	Qualifier	Reporting Limit	Results	Qualifier	Reporting Limit
Naphthalene	mg/kg	1.3	U	1.3	0.83	U	1.3	1.2	U	1.2	
2-Methylnaphthalene	mg/kg	1.3	U	1.3	0.83	U	1.3	1.2	U	1.2	
Acenaphthylene	mg/kg	1.3	U	1.3	0.83	U	1.3	1.2	U	1.2	
Acenaphthene	mg/kg	1.3	U	1.3	0.83	U	1.3	1.2	U	1.2	
Fluorene	mg/kg	1.3	U	1.3	0.83	U	1.3	1.6		1.2	
Phenanthrene	mg/kg	8.1		1.3	2.2		1.3	14		1.2	
Anthracene	mg/kg	1.5		1.3	0.83	U	1.3	2.7		1.2	
Fluoranthene	mg/kg	13		1.3	4.9		1.3	21		1.2	
Pyrene	mg/kg	11		1.3	4		1.3	16		1.2	
Benzo(a)anthracene	mg/kg	4.1		0.53	1.8		0.53	6.7		0.49	
Chrysene	mg/kg	5.9		1.3	2.2		1.3	9.6		1.2	
Benzo(b)fluoranthene	mg/kg	4.9		0.53	1.8		0.53	7.8		0.49	
Benzo(k)fluoranthene	mg/kg	3		1.3	0.92		1.3	2.7		1.2	
Benzo(a)pyrene	mg/kg	5		0.53	1.7		0.53	6.6		0.49	
Indeno(1,2,3-cd)pyrene	mg/kg	4.1		0.53	1.3		0.53	4.7		0.49	
Dibenzo(a,h)anthracene	mg/kg	0.89		0.53	0.33	U	0.53	1.3		0.49	
Benzo(g,h,i)perylene	mg/kg	4.1		1.3	1.1		1.3	4.3		1.2	

U = Undetected at reporting unit.

**Sediment Analytical Results**  
Kinnickinnic River, Milwaukee, Wisconsin

Semi-Volatile Organic Compound 8270 units			KK-0205-1214			KK-0205-1416			KK-0206-0002		
			Results	Qualifier	Reporting Limit	Results	Qualifier	Reporting Limit	Results	Qualifier	Reporting Limit
Naphthalene	mg/kg	1	U	1	0.68	U	0.68	1.1	U	1.1	
2-Methylnaphthalene	mg/kg	1	U	1	0.68	U	0.68	1.1	U	1.1	
Acenaphthylene	mg/kg	1	U	1	0.68	U	0.68	1.1	U	1.1	
Acenaphthene	mg/kg	1	U	1	0.68	U	0.68	1.1	U	1.1	
Fluorene	mg/kg	1.2		1	0.75		0.68	1.4		1.1	
Phenanthrene	mg/kg	10		1	7.3		0.68	9		1.1	
Anthracene	mg/kg	2.1		1	1.4		0.68	2.2		1.1	
Fluoranthene	mg/kg	15		1	12		0.68	11		1.1	
Pyrene	mg/kg	12		1	9.7		0.68	9		1.1	
Benzo(a)anthracene	mg/kg	4.8	0.4	3.7	0.33		3.4	0.43		0.43	
Chrysene	mg/kg	6.8		1	5.5		0.68	4.7		1.1	
Benzo(b)fluoranthene	mg/kg	5	0.4	3.8	0.33		3.2	0.43		0.43	
Benzo(k)fluoranthene	mg/kg	2.7		1	2.1		0.68	1.9		1.1	
Benzo(a)pyrene	mg/kg	4.7	0.4	3.6	0.33		3	0.43		0.43	
Indeno(1,2,3-cd)pyrene	mg/kg	3.2	0.4	2.9	0.33		2	0.43		0.43	
Dibenzo(a,h)anthracene	mg/kg	0.83	0.4	0.71	0.33		0.53	0.43		0.43	
Benzo(g,h,i)perylene	mg/kg	2.9		1	2.8		0.68	2		1.1	
Semi-Volatile Organic Compound 8270 units			KK-0206-0204			KK-0206-0406			KK-0206-0608		
			Results	Qualifier	Reporting Limit	Results	Qualifier	Reporting Limit	Results	Qualifier	Reporting Limit
Naphthalene	mg/kg	0.67	U	0.67	0.55	U	0.55	1.1	U	1.1	
2-Methylnaphthalene	mg/kg	0.67	U	0.67	0.55	U	0.55	1.1	U	1.1	
Acenaphthylene	mg/kg	0.67	U	0.67	0.55	U	0.55	1.1	U	1.1	
Acenaphthene	mg/kg	0.72		0.67	0.55	U	0.55	1.1	U	1.1	
Fluorene	mg/kg	1		0.67	0.55	U	0.55	1.1	U	1.1	
Phenanthrene	mg/kg	9.1		0.67	4.1		0.55	8.3		1.1	
Anthracene	mg/kg	2		0.67	0.78		0.55	2		1.1	
Fluoranthene	mg/kg	15		0.67	7.1		0.55	13		1.1	
Pyrene	mg/kg	12		0.67	5.7		0.55	10		1.1	
Benzo(a)anthracene	mg/kg	4.9	0.33	2.5	0.33		4.2	0.43		0.43	
Chrysene	mg/kg	6.2	0.67	3.2	0.55		5.5	1.1		1.1	
Benzo(b)fluoranthene	mg/kg	4.7	0.33	2.5	0.33		4	0.43		0.43	
Benzo(k)fluoranthene	mg/kg	2.5	0.67	1.1	0.55		2.3	1.1		1.1	
Benzo(a)pyrene	mg/kg	4.6	0.33	2.4	0.33		3.9	0.43		0.43	
Indeno(1,2,3-cd)pyrene	mg/kg	3.5	0.33	1.8	0.33		2.4	0.43		0.43	
Dibenzo(a,h)anthracene	mg/kg	0.9	0.33	0.43	0.33		0.58	0.43		0.43	
Benzo(g,h,i)perylene	mg/kg	3.3	0.67	1.7	0.55		2.2	1.1		1.1	

U = Undetected at reporting unit.

Sediment Analytical Results  
Kinnickinnic River, Milwaukee, Wisconsin

Semi-Volatile Organic Compound 8270 units			KK-0206-0810			KK-0206-1012			KK-0206-1214		
			Results	Qualifier	Reporting Limit	Results	Qualifier	Reporting Limit	Results	Qualifier	Reporting Limit
Naphthalene	mg/kg	1	U	1	1	U	1	1	U	1	
2-Methylnaphthalene	mg/kg	1	U	1	1	U	1	1	U	1	
Acenaphthylene	mg/kg	1	U	1	1	U	1	1	U	1	
Acenaphthene	mg/kg	1	U	1	1	U	1	1.3		1	
Fluorene	mg/kg	1	U	1	1	U	1	1.7		1	
Phenanthrene	mg/kg	1.4		1	6.1		1	13		1	
Anthracene	mg/kg	1	U	1	1.7		1	3.1		1	
Fluoranthene	mg/kg	2.6		1	9		1	15		1	
Pyrene	mg/kg	2.1		1	7		1	12		1	
Benzo(a)anthracene	mg/kg	0.88		0.4	2.8		0.4	5.4		0.4	
Chrysene	mg/kg	1.2		1	3.4		1	6.3		1	
Benzo(b)fluoranthene	mg/kg	0.92		0.4	2.5		0.4	5.2		0.4	
Benzo(k)fluoranthene	mg/kg	1	U	1	1.4		1	2.6		1	
Benzo(a)pyrene	mg/kg	0.8		0.4	2.4		0.4	5.3		0.4	
Indeno(1,2,3-cd)pyrene	mg/kg	0.45		0.4	1.2		0.4	3.8		0.4	
Dibenzo(a,h)anthracene	mg/kg	0.4	U	0.4	0.4	U	0.4	0.92		0.4	
Benzo(g,h,i)perylene	mg/kg	1	U	1	1.1		1	3.6		1	
Semi-Volatile Organic Compound 8270 units			KK-0206-1416			KK-0206-1618			KK-0207-0406		
			Results	Qualifier	Reporting Limit	Results	Qualifier	Reporting Limit	Results	Qualifier	Reporting Limit
Naphthalene	mg/kg	0.33	U	0.33	1.4	U	1.4	1.3	U	1.3	
2-Methylnaphthalene	mg/kg	0.33	U	0.33	1.4	U	1.4	1.3	U	1.3	
Acenaphthylene	mg/kg	0.33	U	0.33	1.4	U	1.4	1.3	U	1.3	
Acenaphthene	mg/kg	0.33	U	0.33	1.4	U	1.4	1.3	U	1.3	
Fluorene	mg/kg	0.33	U	0.33	1.4	U	1.4	1.3	U	1.3	
Phenanthrene	mg/kg	0.33	U	0.33	1.4	U	1.4	2.7		1.3	
Anthracene	mg/kg	0.33	U	0.33	1.4	U	1.4	1.3	U	1.3	
Fluoranthene	mg/kg	0.33		0.33	2.7		1.4	5.6		1.3	
Pyrene	mg/kg	0.33	U	0.33	2.1		1.4	4.5		1.3	
Benzo(a)anthracene	mg/kg	0.33	U	0.33	0.89		0.56	1.6		0.53	
Chrysene	mg/kg	0.33	U	0.33	1.4	U	1.4	2.4		1.3	
Benzo(b)fluoranthene	mg/kg	0.33	U	0.33	1.1		0.56	2.2		0.53	
Benzo(k)fluoranthene	mg/kg	0.33	U	0.33	1.4	U	1.4	1.3	U	1.3	
Benzo(a)pyrene	mg/kg	0.33	U	0.33	0.97		0.56	2		0.53	
Indeno(1,2,3-cd)pyrene	mg/kg	0.33	U	0.33	0.71		0.56	1.6		0.53	
Dibenzo(a,h)anthracene	mg/kg	0.33	U	0.33	0.56	U	0.56	0.53	U	0.53	
Benzo(g,h,i)perylene	mg/kg	0.33	U	0.33	1.4	U	1.4	1.6		1.3	

U = Undetected at reporting unit.

**Sediment Analytical Results**  
Kinnickinnic River, Milwaukee, Wisconsin

Semi-Volatile Organic Compound 8270 units			KK-0207-0608			KK-0207-0810			KK-0207R-0002		
			Results	Qualifier	Reporting Limit	Results	Qualifier	Reporting Limit	Results	Qualifier	Reporting Limit
Naphthalene	mg/kg	1.3	U	1.3	1.2	U	1.2	1	U	1	
2-Methylnaphthalene	mg/kg	1.3	U	1.3	1.2	U	1.2	1	U	1	
Acenaphthylene	mg/kg	1.3	U	1.3	1.2	U	1.2	1	U	1	
Acenaphthene	mg/kg	1.3	U	1.3	1.3		1.2	1	U	1	
Fluorene	mg/kg	1.3	U	1.3	1.8		1.2	1	U	1	
Phenanthrene	mg/kg	3.8		1.3	15		1.2	1.8		1	
Anthracene	mg/kg	1.3	U	1.3	3		1.2	1	U	1	
Fluoranthene	mg/kg	6.2		1.3	23		1.2	3.8		1	
Pyrene	mg/kg	4.9		1.3	18		1.2	3		1	
Benzo(a)anthracene	mg/kg	1.9		0.53	6.8		0.49	1.3		0.4	
Chrysene	mg/kg	2.3		1.3	9.5		1.2	1.5		1	
Benzo(b)fluoranthene	mg/kg	2.2		0.53	8.7		0.49	1.3		0.4	
Benzo(k)fluoranthene	mg/kg	1.3	U	1.3	3.3		1.2	1	U	1	
Benzo(a)pyrene	mg/kg	2		0.53	7.7		0.49	1.3		0.4	
Indeno(1,2,3-cd)pyrene	mg/kg	1.5		0.53	5.9		0.49	0.91		0.4	
Dibenzo(a,h)anthracene	mg/kg	0.53	U	0.53	1.5		0.49	0.4	U	0.4	
Benzo(g,h,i)perylene	mg/kg	1.4		1.3	5.3		1.2	1	U	1	
Semi-Volatile Organic Compound 8270 units			KK-0207R-0406			KK-0207R-0608			KK-0207R-0810		
			Results	Qualifier	Reporting Limit	Results	Qualifier	Reporting Limit	Results	Qualifier	Reporting Limit
Naphthalene	mg/kg	1.4	U	1.4	1.2	U	1.2	1.5	U	1.5	
2-Methylnaphthalene	mg/kg	1.4	U	1.4	1.2	U	1.2	1.5	U	1.5	
Acenaphthylene	mg/kg	1.4	U	1.4	1.2	U	1.2	1.5	U	1.5	
Acenaphthene	mg/kg	1.4	U	1.4	1.2	U	1.2	1.5	U	1.5	
Fluorene	mg/kg	1.6		1.4	1.2	U	1.2	1.5	U	1.5	
Phenanthrene	mg/kg	15		1.4	9.3		1.2	6.5		1.5	
Anthracene	mg/kg	2.8		1.4	2.1		1.2	1.5	U	1.5	
Fluoranthene	mg/kg	27		1.4	17		1.2	12		1.5	
Pyrene	mg/kg	22		1.4	14		1.2	9.7		1.5	
Benzo(a)anthracene	mg/kg	7.9		0.56	5.2		0.49	3.4		0.59	
Chrysene	mg/kg	11		1.4	7.1		1.2	5.5		1.5	
Benzo(b)fluoranthene	mg/kg	10		0.56	5.7		0.49	4.7		0.59	
Benzo(k)fluoranthene	mg/kg	4.9		1.4	3.5		1.2	2		1.5	
Benzo(a)pyrene	mg/kg	8.8		0.56	5.6		0.49	3.9		0.59	
Indeno(1,2,3-cd)pyrene	mg/kg	7.9		0.56	4.6		0.49	3.2		0.59	
Dibenzo(a,h)anthracene	mg/kg	2		0.56	1.2		0.49	0.73		0.59	
Benzo(g,h,i)perylene	mg/kg	7.9		1.4	4.3		1.2	3.2		1.5	

U = Undetected at reporting unit.

Sediment Analytical Results  
Kinnickinnic River, Milwaukee, Wisconsin

Semi-Volatile Organic Compound 8270 units			KK-0208-0204			KK-0208-0608			KK-0208-0810		
			Results	Qualifier	Reporting Limit	Results	Qualifier	Reporting Limit	Results	Qualifier	Reporting Limit
Naphthalene	mg/kg	1.1	U	1.1	1.2	U	1.2	1.3	U	1.3	
2-Methylnaphthalene	mg/kg	1.1	U	1.1	1.2	U	1.2	1.3	U	1.3	
Acenaphthylene	mg/kg	1.1	U	1.1	1.2	U	1.2	1.3	U	1.3	
Acenaphthene	mg/kg	1.1	U	1.1	1.2	U	1.2	1.4		1.3	
Fluorene	mg/kg	1.1	U	1.1	1.4		1.2	1.8		1.3	
Phenanthrene	mg/kg	2		1.1	13		1.2	15		1.3	
Anthracene	mg/kg	1.1	U	1.1	2.3		1.2	2.4		1.3	
Fluoranthene	mg/kg	4.5		1.1	20		1.2	20		1.3	
Pyrene	mg/kg	3.5		1.1	15		1.2	15		1.3	
Benzo(a)anthracene	mg/kg	1.5		0.43	6.5		0.46	5.9		0.53	
Chrysene	mg/kg	2		1.1	7.7		1.2	8.5		1.3	
Benzo(b)fluoranthene	mg/kg	1.7		0.43	7.4		0.46	6.7		0.53	
Benzo(k)fluoranthene	mg/kg	1.1	U	1.1	3		1.2	4		1.3	
Benzo(a)pyrene	mg/kg	1.6		0.43	6.5		0.46	6.5		0.53	
Indeno(1,2,3-cd)pyrene	mg/kg	1.1		0.43	4.7		0.46	4.5		0.53	
Dibenzo(a,h)anthracene	mg/kg	0.43	U	0.43	1.1		0.46	1.2		0.53	
Benzo(g,h,i)perylene	mg/kg	1.1	U	1.1	4.3		1.2	4		1.3	
Semi-Volatile Organic Compound 8270 units			KK-0208-1012			KK-0208-1214			KK-0209-0002		
			Results	Qualifier	Reporting Limit	Results	Qualifier	Reporting Limit	Results	Qualifier	Reporting Limit
Naphthalene	mg/kg	1.2	U	1.2	1.3	U	1.3	1.2	U	1.2	
2-Methylnaphthalene	mg/kg	1.2	U	1.2	1.3	U	1.3	1.2	U	1.2	
Acenaphthylene	mg/kg	1.2	U	1.2	1.3	U	1.3	1.2	U	1.2	
Acenaphthene	mg/kg	1.2	U	1.2	1.3	U	1.3	2		1.2	
Fluorene	mg/kg	1.2	U	1.2	1.6		1.3	2.2		1.2	
Phenanthrene	mg/kg	7.5		1.2	14		1.3	22		1.2	
Anthracene	mg/kg	1.4		1.2	2.8		1.3	4.3		1.2	
Fluoranthene	mg/kg	12		1.2	23		1.3	38		1.2	
Pyrene	mg/kg	9.1		1.2	18		1.3	29		1.2	
Benzo(a)anthracene	mg/kg	3.8		0.49	7.5		0.53	11		0.49	
Chrysene	mg/kg	5		1.2	10		1.3	14		1.2	
Benzo(b)fluoranthene	mg/kg	4.1		0.49	8.8		0.53	12		0.49	
Benzo(k)fluoranthene	mg/kg	2.1		1.2	3.9		1.3	6.5		1.2	
Benzo(a)pyrene	mg/kg	3.7		0.49	7.6		0.53	12		0.49	
Indeno(1,2,3-cd)pyrene	mg/kg	2.6		0.49	6.5		0.53	8.5		0.49	
Dibenzo(a,h)anthracene	mg/kg	0.59		0.49	1.7		0.53	1.9		0.49	
Benzo(g,h,i)perylene	mg/kg	2.2		1.2	6.2		1.3	7.6		1.2	

U = Undetected at reporting unit.

Sediment Analytical Results  
Kinnickinnic River, Milwaukee, Wisconsin

Semi-Volatile Organic Compound	8270	units	KK-0209-0204			KK-0209-0406			KK-0209-0608		
			Results	Qualifier	Reporting Limit	Results	Qualifier	Reporting Limit	Results	Qualifier	Reporting Limit
Naphthalene		mg/kg	1.4	U	1.4	1.4	U	1.4	1.5	U	1.5
2-Methylnaphthalene		mg/kg	1.4	U	1.4	1.4	U	1.4	1.5	U	1.5
Acenaphthylene		mg/kg	1.4	U	1.4	1.4	U	1.4	1.5	U	1.5
Acenaphthene		mg/kg	1.4	U	1.4	1.4	U	1.4	1.5	U	1.5
Fluorene		mg/kg	1.4	U	1.4	1.4	U	1.4	1.5	U	1.5
Phenanthrene		mg/kg	9.1		1.4	8.4		1.4	11		1.5
Anthracene		mg/kg	2.1		1.4	1.6		1.4	2.2		1.5
Fluoranthene		mg/kg	15		1.4	15		1.4	19		1.5
Pyrene		mg/kg	12		1.4	12		1.4	16		1.5
Benzo(a)anthracene		mg/kg	4.7		0.56	4.3		0.56	6.1		0.59
Chrysene		mg/kg	5.6		1.4	5.5		1.4	8.3		1.5
Benzo(b)fluoranthene		mg/kg	5.2		0.56	4.8		0.56	7.9		0.59
Benzo(k)fluoranthene		mg/kg	2.4		1.4	2.4		1.4	4.5		1.5
Benzo(a)pyrene		mg/kg	4.9		0.56	4.5		0.56	8		0.59
Indeno(1,2,3-cd)pyrene		mg/kg	3.3		0.56	3.7		0.56	6.5		0.59
Dibenzo(a,h)anthracene		mg/kg	0.68		0.56	0.77		0.56	1.7		0.59
Benzo(g,h,i)perylene		mg/kg	3		1.4	3.7		1.4	6.1		1.5
Semi-Volatile Organic Compound	8270	units	KK-0209-0810			KK-0209-1012			KK-0209-1214		
			Results	Qualifier	Reporting Limit	Results	Qualifier	Reporting Limit	Results	Qualifier	Reporting Limit
Naphthalene		mg/kg	1.3	U	1.3	1.4	U	1.4	1.3	U	1.3
2-Methylnaphthalene		mg/kg	1.3	U	1.3	1.4	U	1.4	1.3	U	1.3
Acenaphthylene		mg/kg	1.3	U	1.3	1.4	U	1.4	1.3	U	1.3
Acenaphthene		mg/kg	1.3	U	1.3	2.8		1.4	1.4		1.3
Fluorene		mg/kg	1.4		1.3	3.4		1.4	1.9		1.3
Phenanthrene		mg/kg	13		1.3	30		1.4	15		1.3
Anthracene		mg/kg	2.4		1.3	5.9		1.4	3		1.3
Fluoranthene		mg/kg	20		1.3	46		1.4	22		1.3
Pyrene		mg/kg	16		1.3	37		1.4	18		1.3
Benzo(a)anthracene		mg/kg	5.7		0.53	15		0.56	6.8		0.53
Chrysene		mg/kg	7.8		1.3	17		1.4	9.1		1.3
Benzo(b)fluoranthene		mg/kg	6.7		0.53	18		0.56	7.6		0.53
Benzo(k)fluoranthene		mg/kg	3.9		1.3	7.9		1.4	4.3		1.3
Benzo(a)pyrene		mg/kg	6.7		0.53	17		0.56	7.5		0.53
Indeno(1,2,3-cd)pyrene		mg/kg	4.9		0.53	13		0.56	5.4		0.53
Dibenzo(a,h)anthracene		mg/kg	1.2		0.53	3.2		0.56	1.4		0.53
Benzo(g,h,i)perylene		mg/kg	4.8		1.3	11		1.4	4.8		1.3

U = Undetected at reporting unit.

**Sediment Analytical Results**  
Kinnickinnic River, Milwaukee, Wisconsin

Semi-Volatile Organic Compound 8270 units			KK-0209-1416			KK-0209-2022			KK-0209-2224		
			Results	Qualifier	Reporting Limit	Results	Qualifier	Reporting Limit	Results	Qualifier	Reporting Limit
Naphthalene	mg/kg	1.2	U	1.2	1.2	U	1.2	1.3	U	1.3	
2-Methylnaphthalene	mg/kg	1.2	U	1.2	1.2	U	1.2	1.3	U	1.3	
Acenaphthylene	mg/kg	1.2	U	1.2	1.2	U	1.2	1.3	U	1.3	
Acenaphthene	mg/kg	2.3		1.2	1.2	U	1.2	1.3	U	1.3	
Fluorene	mg/kg	3.2		1.2	1.2	U	1.2	1.3	U	1.3	
Phenanthrene	mg/kg	24		1.2	4.9		1.2	8.8		1.3	
Anthracene	mg/kg	4.7		1.2	1.2	U	1.2	1.9		1.3	
Fluoranthene	mg/kg	37		1.2	9.3		1.2	15		1.3	
Pyrene	mg/kg	28		1.2	7.6		1.2	13		1.3	
Benzo(a)anthracene	mg/kg	12		0.49	3		0.49	5.1		0.53	
Chrysene	mg/kg	15		1.2	4		1.2	6.5		1.3	
Benzo(b)fluoranthene	mg/kg	14		0.49	3.6		0.49	5.1		0.53	
Benzo(k)fluoranthene	mg/kg	6.9		1.2	1.7		1.2	3		1.3	
Benzo(a)pyrene	mg/kg	12		0.49	3.1		0.49	5.3		0.53	
Indeno(1,2,3-cd)pyrene	mg/kg	8.4		0.49	2.2		0.49	3.7		0.53	
Dibenzo(a,h)anthracene	mg/kg	2.4		0.49	0.49	U	0.49	1		0.53	
Benzo(g,h,i)perylene	mg/kg	7		1.2	2.2		1.2	3.6		1.3	
Semi-Volatile Organic Compound 8270 units			KK-0210-0002			KK-0210-0204			KK-0210-0406		
			Results	Qualifier	Reporting Limit	Results	Qualifier	Reporting Limit	Results	Qualifier	Reporting Limit
Naphthalene	mg/kg	1.4	U	1.4	1.3	U	1.3	1.3	U	1.3	
2-Methylnaphthalene	mg/kg	1.4	U	1.4	1.3	U	1.3	1.3	U	1.3	
Acenaphthylene	mg/kg	1.4	U	1.4	1.3	U	1.3	1.3	U	1.3	
Acenaphthene	mg/kg	1.4	U	1.4	1.3	U	1.3	1.3	U	1.3	
Fluorene	mg/kg	1.4	U	1.4	1.3	U	1.3	1.3	U	1.3	
Phenanthrene	mg/kg	3.8		1.4	4.3		1.3	7.9		1.3	
Anthracene	mg/kg	1.4	U	1.4	1.3	U	1.3	1.6		1.3	
Fluoranthene	mg/kg	7.3		1.4	7.8		1.3	13		1.3	
Pyrene	mg/kg	5.9		1.4	6.5		1.3	9.8		1.3	
Benzo(a)anthracene	mg/kg	2.3		0.56	2.4		0.53	3.7		0.53	
Chrysene	mg/kg	3.3		1.4	3.5		1.3	5.7		1.3	
Benzo(b)fluoranthene	mg/kg	2.7		0.56	3		0.53	4.9		0.53	
Benzo(k)fluoranthene	mg/kg	1.4	U	1.4	1.3	U	1.3	1.9		1.3	
Benzo(a)pyrene	mg/kg	2.4		0.56	2.7		0.53	4.1		0.53	
Indeno(1,2,3-cd)pyrene	mg/kg	1.7		0.56	1.8		0.53	3.3		0.53	
Dibenzo(a,h)anthracene	mg/kg	0.56	U	0.56	0.53	U	0.53	0.76		0.53	
Benzo(g,h,i)perylene	mg/kg	1.6		1.4	1.7		1.3	3.1		1.3	

U = Undetected at reporting unit.

Sediment Analytical Results  
Kinnickinnic River, Milwaukee, Wisconsin

Semi-Volatile Organic Compound	8270	units	KK-0210-0608			KK-0210-0810			KK-0210-1214		
			Results	Qualifier	Reporting Limit	Results	Qualifier	Reporting Limit	Results	Qualifier	Reporting Limit
Naphthalene	mg/kg	1.3	U	1.3	1.3	U	1.3	1.3	U	1.3	
2-Methylnaphthalene	mg/kg	1.3	U	1.3	1.3	U	1.3	1.3	U	1.3	
Acenaphthylene	mg/kg	1.3	U	1.3	1.3	U	1.3	1.3	U	1.3	
Acenaphthene	mg/kg	1.3	U	1.3	1.3	U	1.3	1.3	U	1.3	
Fluorene	mg/kg	1.3	U	1.3	1.8		1.3	1.3	U	1.3	
Phenanthrene	mg/kg	7		1.3	14		1.3	7.4		1.3	
Anthracene	mg/kg	1.4		1.3	2.5		1.3	1.8		1.3	
Fluoranthene	mg/kg	12		1.3	21		1.3	13		1.3	
Pyrene	mg/kg	10		1.3	16		1.3	11		1.3	
Benzo(a)anthracene	mg/kg	3.7		0.53	6		0.53	4		0.53	
Chrysene	mg/kg	5.6		1.3	8.9		1.3	6.3		1.3	
Benzo(b)fluoranthene	mg/kg	4.7		0.53	7.7		0.53	5.4		0.53	
Benzo(k)fluoranthene	mg/kg	1.9		1.3	2.8		1.3	1.9		1.3	
Benzo(a)pyrene	mg/kg	4.2		0.53	6.3		0.53	4.5		0.53	
Indeno(1,2,3-cd)pyrene	mg/kg	3.3		0.53	4.4		0.53	3.7		0.53	
Dibenzo(a,h)anthracene	mg/kg	0.77		0.53	1.1		0.53	0.99		0.53	
Benzo(g,h,i)perylene	mg/kg	3.4		1.3	3.8		1.3	3.5		1.3	
Semi-Volatile Organic Compound	8270	units	KK-0211-0002			KK-0211-0204			KK-0211-0406		
			Results	Qualifier	Reporting Limit	Results	Qualifier	Reporting Limit	Results	Qualifier	Reporting Limit
Naphthalene	mg/kg	1.5	U	1.5	1.4	U	1.4	1.2	U	1.2	
2-Methylnaphthalene	mg/kg	1.5	U	1.5	1.4	U	1.4	1.2	U	1.2	
Acenaphthylene	mg/kg	1.5	U	1.5	1.4	U	1.4	1.2	U	1.2	
Acenaphthene	mg/kg	2		1.5	1.4	U	1.4	1.2	U	1.2	
Fluorene	mg/kg	2.5		1.5	1.4	U	1.4	1.3		1.2	
Phenanthrene	mg/kg	23		1.5	9.1		1.4	12		1.2	
Anthracene	mg/kg	4.7		1.5	1.8		1.4	2		1.2	
Fluoranthene	mg/kg	39		1.5	15		1.4	19		1.2	
Pyrene	mg/kg	31		1.5	12		1.4	15		1.2	
Benzo(a)anthracene	mg/kg	12		0.59	4.2		0.56	6.2		0.49	
Chrysene	mg/kg	15		1.5	6		1.4	7.5		1.2	
Benzo(b)fluoranthene	mg/kg	14		0.59	5.7		0.56	7.2		0.49	
Benzo(k)fluoranthene	mg/kg	7.1		1.5	2.1		1.4	3.5		1.2	
Benzo(a)pyrene	mg/kg	13		0.59	5.2		0.56	6.9		0.49	
Indeno(1,2,3-cd)pyrene	mg/kg	11		0.59	4.4		0.56	5.9		0.49	
Dibenzo(a,h)anthracene	mg/kg	2.6		0.59	1		0.56	1.5		0.49	
Benzo(g,h,i)perylene	mg/kg	10		1.5	4.6		1.4	5.8		1.2	

U = Undetected at reporting unit.



Sediment Analytical Results  
Kinnickinnic River, Milwaukee, Wisconsin

Semi-Volatile Organic Compound 8270 units			KK-0211-0608			KK-0211-0810			KK-0211-1012		
			Results	Qualifier	Reporting Limit	Results	Qualifier	Reporting Limit	Results	Qualifier	Reporting Limit
Naphthalene	mg/kg	1.4	U	1.4	1.4	U	1.4	1.3	U	1.3	
2-Methylnaphthalene	mg/kg	1.4	U	1.4	1.4	U	1.4	1.3	U	1.3	
Acenaphthylene	mg/kg	1.4	U	1.4	1.4	U	1.4	1.3	U	1.3	
Acenaphthene	mg/kg	1.4	U	1.4	1.4	U	1.4	1.3	U	1.3	
Fluorene	mg/kg	1.4	U	1.4	1.6		1.4	1.6		1.3	
Phenanthrene	mg/kg	7.8		1.4	13		1.4	12		1.3	
Anthracene	mg/kg	1.5		1.4	2.6		1.4	2.5		1.3	
Fluoranthene	mg/kg	13		1.4	23		1.4	20		1.3	
Pyrene	mg/kg	10		1.4	18		1.4	16		1.3	
Benzo(a)anthracene	mg/kg	3.6		0.56	7.5		0.56	6.4		0.53	
Chrysene	mg/kg	5.3		1.4	9.9		1.4	9.5		1.3	
Benzo(b)fluoranthene	mg/kg	4.4		0.56	8.9		0.56	8.2		0.53	
Benzo(k)fluoranthene	mg/kg	2.8		1.4	4.6		1.4	3.2		1.3	
Benzo(a)pyrene	mg/kg	4.2		0.56	7.8		0.56	7		0.53	
Indeno(1,2,3-cd)pyrene	mg/kg	3.3		0.56	6.8		0.56	5.6		0.53	
Dibenzo(a,h)anthracene	mg/kg	0.65		0.56	1.7		0.56	1.5		0.53	
Benzo(g,h,i)perylene	mg/kg	3.2		1.4	6.4		1.4	5.2		1.3	
Semi-Volatile Organic Compound 8270 units			KK-0212-0002			KK-0212-0204			KK-0212-0406		
			Results	Qualifier	Reporting Limit	Results	Qualifier	Reporting Limit	Results	Qualifier	Reporting Limit
Naphthalene	mg/kg	1.4	U	1.4	1.4	U	1.4	1.3	U	1.3	
2-Methylnaphthalene	mg/kg	1.4	U	1.4	1.4	U	1.4	1.3	U	1.3	
Acenaphthylene	mg/kg	1.4	U	1.4	1.4	U	1.4	1.3	U	1.3	
Acenaphthene	mg/kg	1.7		1.4	1.4	U	1.4	1.3	U	1.3	
Fluorene	mg/kg	2		1.4	1.4	U	1.4	1.7		1.3	
Phenanthrene	mg/kg	19		1.4	8.5		1.4	16		1.3	
Anthracene	mg/kg	3.5		1.4	1.7		1.4	3.2		1.3	
Fluoranthene	mg/kg	34		1.4	16		1.4	27		1.3	
Pyrene	mg/kg	26		1.4	13		1.4	21		1.3	
Benzo(a)anthracene	mg/kg	9.1		0.56	4.9		0.56	8.1		0.53	
Chrysene	mg/kg	13		1.4	7.6		1.4	10		1.3	
Benzo(b)fluoranthene	mg/kg	12		0.56	6		0.56	10		0.53	
Benzo(k)fluoranthene	mg/kg	4.7		1.4	3.7		1.4	4.9		1.3	
Benzo(a)pyrene	mg/kg	11		0.56	5.7		0.56	9.1		0.53	
Indeno(1,2,3-cd)pyrene	mg/kg	8.4		0.56	4.5		0.56	6		0.53	
Dibenzo(a,h)anthracene	mg/kg	1.9		0.56	1.2		0.56	1.5		0.53	
Benzo(g,h,i)perylene	mg/kg	7.6		1.4	4.5		1.4	5.5		1.3	

U = Undetected at reporting unit.

Sediment Analytical Results  
Kinnickinnic River, Milwaukee, Wisconsin

Semi-Volatile Organic Compound	8270	units	KK-0212-0608			KK-0212-0810			KK-0212-1012		
			Results	Qualifier	Reporting Limit	Results	Qualifier	Reporting Limit	Results	Qualifier	Reporting Limit
Naphthalene		mg/kg	1.4	U	1.4	1.4	U	1.4	1.4	U	1.4
2-Methylnaphthalene		mg/kg	1.4	U	1.4	1.4	U	1.4	1.4	U	1.4
Acenaphthylene		mg/kg	1.4	U	1.4	1.4	U	1.4	1.4	U	1.4
Acenaphthene		mg/kg	2.1		1.4	1.4	U	1.4	1.6		1.4
Fluorene		mg/kg	2.4		1.4	1.6		1.4	1.9		1.4
Phenanthrene		mg/kg	23		1.4	16		1.4	18		1.4
Anthracene		mg/kg	4.3		1.4	2.9		1.4	3.7		1.4
Fluoranthene		mg/kg	40		1.4	27		1.4	28		1.4
Pyrene		mg/kg	31		1.4	21		1.4	22		1.4
Benzo(a)anthracene		mg/kg	12		0.56	7.4		0.56	9.7		0.56
Chrysene		mg/kg	13		1.4	10		1.4	11		1.4
Benzo(b)fluoranthene		mg/kg	14		0.56	9.2		0.56	11		0.56
Benzo(k)fluoranthene		mg/kg	5.7		1.4	5.5		1.4	4.7		1.4
Benzo(a)pyrene		mg/kg	13		0.56	9.1		0.56	10		0.56
Indeno(1,2,3-cd)pyrene		mg/kg	8.9		0.56	5.9		0.56	8.3		0.56
Dibenzo(a,h)anthracene		mg/kg	2.1		0.56	1.4		0.56	1.9		0.56
Benzo(g,h,i)perylene		mg/kg	7.8		1.4	5.2		1.4	8.1		1.4
Semi-Volatile Organic Compound	8270	units	KK-0212-1214			KK-0213-0002			KK-0213-0204		
			Results	Qualifier	Reporting Limit	Results	Qualifier	Reporting Limit	Results	Qualifier	Reporting Limit
Naphthalene		mg/kg	1.3	U	1.3	1.4	U	1.4	1.3	U	1.3
2-Methylnaphthalene		mg/kg	1.3	U	1.3	1.4	U	1.4	1.3	U	1.3
Acenaphthylene		mg/kg	1.3	U	1.3	1.4	U	1.4	1.3	U	1.3
Acenaphthene		mg/kg	2		1.3	1.4	U	1.4	1.3	U	1.3
Fluorene		mg/kg	2.6		1.3	1.4	U	1.4	1.3	U	1.3
Phenanthrene		mg/kg	22		1.3	10		1.4	8.6		1.3
Anthracene		mg/kg	5.1		1.3	4		1.4	1.9		1.3
Fluoranthene		mg/kg	34		1.3	18		1.4	17		1.3
Pyrene		mg/kg	28		1.3	14		1.4	14		1.3
Benzo(a)anthracene		mg/kg	11		0.53	5.2		0.56	6		0.53
Chrysene		mg/kg	14		1.3	7.4		1.4	8.1		1.3
Benzo(b)fluoranthene		mg/kg	14		0.53	7.1		0.56	7.2		0.53
Benzo(k)fluoranthene		mg/kg	4.1		1.3	2.5		1.4	3.4		1.3
Benzo(a)pyrene		mg/kg	12		0.53	6.2		0.56	6.4		0.53
Indeno(1,2,3-cd)pyrene		mg/kg	9.8		0.53	5.4		0.56	5.1		0.53
Dibenzo(a,h)anthracene		mg/kg	2.2		0.53	1.2		0.56	1.4		0.53
Benzo(g,h,i)perylene		mg/kg	8.9		1.3	5.2		1.4	4.9		1.3

U = Undetected at reporting unit.

Sediment Analytical Results  
Kinnickinnic River, Milwaukee, Wisconsin

Semi-Volatile Organic Compound 8270 units			KK-0213-0406			KK-0213-0608			KK-0213-0810		
			Results	Qualifier	Reporting Limit	Results	Qualifier	Reporting Limit	Results	Qualifier	Reporting Limit
Naphthalene	mg/kg	1.4	U	1.4	1.3	U	1.3	1.3	U	1.3	
2-Methylnaphthalene	mg/kg	1.4	U	1.4	1.3	U	1.3	1.3	U	1.3	
Acenaphthylene	mg/kg	1.4	U	1.4	1.3	U	1.3	1.3	U	1.3	
Acenaphthene	mg/kg	1.4	U	1.4	1.9		1.3	1.6		1.3	
Fluorene	mg/kg	1.4		1.4	2.2		1.3	1.9		1.3	
Phenanthrene	mg/kg	15		1.4	22		1.3	19		1.3	
Anthracene	mg/kg	2.9		1.4	3.8		1.3	3.4		1.3	
Fluoranthene	mg/kg	26		1.4	38		1.3	32		1.3	
Pyrene	mg/kg	21		1.4	31		1.3	25		1.3	
Benzo(a)anthracene	mg/kg	7.9		0.56	12		0.53	8.7		0.53	
Chrysene	mg/kg	9.7		1.4	15		1.3	12		1.3	
Benzo(b)fluoranthene	mg/kg	9.4		0.56	16		0.53	13		0.53	
Benzo(k)fluoranthene	mg/kg	4.5		1.4	7.1		1.3	5		1.3	
Benzo(a)pyrene	mg/kg	9		0.56	14		0.53	11		0.53	
Indeno(1,2,3-cd)pyrene	mg/kg	7.4		0.56	8.7		0.53	6.9		0.53	
Dibenzo(a,h)anthracene	mg/kg	1.7		0.56	1.9		0.53	1.7		0.53	
Benzo(g,h,i)perylene	mg/kg	7.3		1.4	7.3		1.3	6		1.3	
Semi-Volatile Organic Compound 8270 units			KK-0213-1012			KK-0214-0204			KK-0214-0406		
			Results	Qualifier	Reporting Limit	Results	Qualifier	Reporting Limit	Results	Qualifier	Reporting Limit
Naphthalene	mg/kg	1.3	U	1.3	1	U	1	1	U	1	
2-Methylnaphthalene	mg/kg	1.3	U	1.3	1	U	1	1	U	1	
Acenaphthylene	mg/kg	1.3	U	1.3	1	U	1	1	U	1	
Acenaphthene	mg/kg	1.3	U	1.3	1	U	1	1.4		1	
Fluorene	mg/kg	1.4		1.3	1	U	1	2.1		1	
Phenanthrene	mg/kg	13		1.3	6.6		1	14		1	
Anthracene	mg/kg	2.7		1.3	1.8		1	5		1	
Fluoranthene	mg/kg	25		1.3	14		1	22		1	
Pyrene	mg/kg	20		1.3	11		1	17		1	
Benzo(a)anthracene	mg/kg	8.1		0.53	4.6		0.4	7.2		0.4	
Chrysene	mg/kg	10		1.3	5.5		1	8.3		1	
Benzo(b)fluoranthene	mg/kg	11		0.53	4.9		0.4	7.3		0.4	
Benzo(k)fluoranthene	mg/kg	5		1.3	2.5		1	4.5		1	
Benzo(a)pyrene	mg/kg	9		0.53	4.8		0.4	7.3		0.4	
Indeno(1,2,3-cd)pyrene	mg/kg	5		0.53	2.7		0.4	3.5		0.4	
Dibenzo(a,h)anthracene	mg/kg	1.3		0.53	0.67		0.4	0.92		0.4	
Benzo(g,h,i)perylene	mg/kg	4.1		1.3	2.2		1	2.9		1	

U = Undetected at reporting unit.

Sediment Analytical Results  
Kinnickinnic River, Milwaukee, Wisconsin

Semi-Volatile Organic Compound 8270 units			KK-0214-0608			KK-0214-0810			KK-02-US-1		
			Results	Qualifier	Reporting Limit	Results	Qualifier	Reporting Limit	Results	Qualifier	Reporting Limit
Naphthalene	mg/kg	1	U	1	1.2	U	1.2	1.1	U	1.1	
2-Methylnaphthalene	mg/kg	1	U	1	1.2	U	1.2	1.1	U	1.1	
Acenaphthylene	mg/kg	1	U	1	1.2	U	1.2	1.1	U	1.1	
Acenaphthene	mg/kg	1	U	1	1.2	U	1.2	1.1	U	1.1	
Fluorene	mg/kg	1	U	1	1.2	U	1.2	1.1	U	1.1	
Phenanthrene	mg/kg	8		1	5.1		1.2	6.9		1.1	
Anthracene	mg/kg	1.9		1	1.4		1.2	1.5		1.1	
Fluoranthene	mg/kg	13		1	9.8		1.2	11		1.1	
Pyrene	mg/kg	10		1	8.4		1.2	9.3		1.1	
Benzo(a)anthracene	mg/kg	3.9		0.4	3.3		0.46	4		0.43	
Chrysene	mg/kg	4.7		1	4.2		1.2	4.9		1.1	
Benzo(b)fluoranthene	mg/kg	4.2		0.4	3.8		0.46	4.2		0.43	
Benzo(k)fluoranthene	mg/kg	2.2		1	1.5		1.2	2.4		1.1	
Benzo(a)pyrene	mg/kg	4		0.4	3.5		0.46	4.2		0.43	
Indeno(1,2,3-cd)pyrene	mg/kg	2.2		0.4	2.3		0.46	2.8		0.43	
Dibenzo(a,h)anthracene	mg/kg	0.47		0.4	0.5		0.46	0.68		0.43	
Benzo(g,h,i)perylene	mg/kg	1.9		1	2.1		1.2	2.5		1.1	

Semi-Volatile Organic Compound 8270 units			KK-02-US-2		
			Results	Qualifier	Reporting Limit
Naphthalene	mg/kg	1.1	U	1.1	
2-Methylnaphthalene	mg/kg	1.1	U	1.1	
Acenaphthylene	mg/kg	1.1	U	1.1	
Acenaphthene	mg/kg	1.1	U	1.1	
Fluorene	mg/kg	1.1	U	1.1	
Phenanthrene	mg/kg	5.6		1.1	
Anthracene	mg/kg	1.8		1.1	
Fluoranthene	mg/kg	10		1.1	
Pyrene	mg/kg	7.7		1.1	
Benzo(a)anthracene	mg/kg	3.4		0.43	
Chrysene	mg/kg	3.9		1.1	
Benzo(b)fluoranthene	mg/kg	3.4		0.43	
Benzo(k)fluoranthene	mg/kg	1.7		1.1	
Benzo(a)pyrene	mg/kg	3.4		0.43	
Indeno(1,2,3-cd)pyrene	mg/kg	2.2		0.43	
Dibenzo(a,h)anthracene	mg/kg	0.54		0.43	
Benzo(g,h,i)perylene	mg/kg	2.1		1.1	

U = Undetected at reporting unit.

Sediment Analytical Results  
Kinnickinnic River, Milwaukee, Wisconsin

PCBS 8082 units			KK-0201-0002			KK-0201-0204			KK-0201-0406		
			Results	Qualifier	Reporting Limit	Results	Qualifier	Reporting Limit	Results	Qualifier	Reporting Limit
Aroclor-1016	mg/kg	0.18	U	0.18	0.17	U	0.17	0.16	U	0.16	
Aroclor-1221	mg/kg	0.24	U	0.24	0.17	U	0.17	0.16	U	0.16	
Aroclor-1232	mg/kg	0.18	U	0.18	0.17	U	0.17	0.16	U	0.16	
Aroclor-1242	mg/kg	0.18	U	0.18	0.85		0.17	0.16	U	0.16	
Aroclor-1248	mg/kg	2		0.18	0.17	U	0.17	0.16	U	0.16	
Aroclor-1254	mg/kg	1.3	U	1.3	0.17	U	0.17	0.16	U	0.16	
Aroclor-1260	mg/kg	0.18	U	0.18	0.17	U	0.17	0.16	U	0.16	
PCBS 8082 units			KK-0201-0608			KK-0201-0810			KK-0202-0002		
			Results	Qualifier	Reporting Limit	Results	Qualifier	Reporting Limit	Results	Qualifier	Reporting Limit
Aroclor-1016	mg/kg	0.16	U	0.16	0.17	U	0.17	0.16	U	0.16	
Aroclor-1221	mg/kg	0.16	U	0.16	0.17	U	0.17	0.16	U	0.16	
Aroclor-1232	mg/kg	0.16	U	0.16	0.17	U	0.17	0.16	U	0.16	
Aroclor-1242	mg/kg	0.77		0.16	0.17	U	0.17	2.3		0.16	
Aroclor-1248	mg/kg	0.16	U	0.16	0.17	U	0.17	0.16	U	0.16	
Aroclor-1254	mg/kg	0.48	U	0.48	0.17	U	0.17	1.2	U	1.2	
Aroclor-1260	mg/kg	0.16	U	0.16	0.17	U	0.17	0.45		0.16	
PCBS 8082 units			KK-0202-0204			KK-0202-0406			KK-0202-0608		
			Results	Qualifier	Reporting Limit	Results	Qualifier	Reporting Limit	Results	Qualifier	Reporting Limit
Aroclor-1016	mg/kg	0.17	U	0.17	0.83	U	0.83	1	U	1	
Aroclor-1221	mg/kg	0.17	U	0.17	0.83	U	0.83	1.2	U	1.2	
Aroclor-1232	mg/kg	0.17	U	0.17	0.83	U	0.83	1	U	1	
Aroclor-1242	mg/kg	0.72		0.17	0.83	U	0.83	1	U	1	
Aroclor-1248	mg/kg	0.17	U	0.17	7.1		0.83	8.5		1	
Aroclor-1254	mg/kg	0.35	U	0.35	4.2	U	4.2	5.2	U	5.2	
Aroclor-1260	mg/kg	0.17	U	0.17	0.5		0.17	0.78		0.21	
PCBS 8082 units			KK-0202-0810			KK-0202-1012			KK-0202-1214		
			Results	Qualifier	Reporting Limit	Results	Qualifier	Reporting Limit	Results	Qualifier	Reporting Limit
Aroclor-1016	mg/kg	0.87	U	0.87	0.23	U	0.23	0.18	U	0.18	
Aroclor-1221	mg/kg	0.87	U	0.87	0.23	U	0.23	0.18	U	0.18	
Aroclor-1232	mg/kg	0.87	U	0.87	0.23	U	0.23	0.18	U	0.18	
Aroclor-1242	mg/kg	0.87	U	0.87	0.23	U	0.23	0.18	U	0.18	
Aroclor-1248	mg/kg	6		0.87	2.4	U	2.4	2.2		0.18	
Aroclor-1254	mg/kg	3.6	U	3.6	2.5		0.23	2.1	U	2.1	
Aroclor-1260	mg/kg	0.36		0.17	0.63		0.23	0.53		0.18	

U = Undetected at reporting unit.

Sediment Analytical Results  
Kinnickinnic River, Milwaukee, Wisconsin

			KK-0202-1416			KK-0202-1820			KK-0203-0002		
PCBS	8082	units	Results	Qualifier	Reporting Limit	Results	Qualifier	Reporting Limit	Results	Qualifier	Reporting Limit
Aroclor-1016		mg/kg	0.23	U	0.23	0.21	U	0.21	0.16	U	0.16
Aroclor-1221		mg/kg	0.23	U	0.23	0.21	U	0.21	0.16	U	0.16
Aroclor-1232		mg/kg	0.23	U	0.23	0.21	U	0.21	0.16	U	0.16
Aroclor-1242		mg/kg	0.23	U	0.23	0.21	U	0.21	0.79		0.16
Aroclor-1248		mg/kg	0.45	U	0.45	0.39	U	0.21	0.16	U	0.16
Aroclor-1254		mg/kg	1.5	U	0.23	0.38	U	0.38	0.4	U	0.4
Aroclor-1260		mg/kg	0.6	U	0.23	0.21	U	0.21	0.16	U	0.16
			KK-0203-0002D			KK-0203-0204			KK-0203-0204D		
PCBS	8082	units	Results	Qualifier	Reporting Limit	Results	Qualifier	Reporting Limit	Results	Qualifier	Reporting Limit
Aroclor-1016		mg/kg	0.17	U	0.17	0.16	U	0.16	0.16	U	0.16
Aroclor-1221		mg/kg	0.17	U	0.17	0.16	U	0.16	0.16	U	0.16
Aroclor-1232		mg/kg	0.17	U	0.17	0.16	U	0.16	0.16	U	0.16
Aroclor-1242		mg/kg	0.86	U	0.17	0.95	U	0.16	0.89	U	0.16
Aroclor-1248		mg/kg	0.17	U	0.17	0.16	U	0.16	0.16	U	0.16
Aroclor-1254		mg/kg	0.42	U	0.42	0.6	U	0.6	0.6	U	0.6
Aroclor-1260		mg/kg	0.17	U	0.17	0.16	U	0.16	0.16	U	0.16
			KK-0203-0406			KK-0203-0406D			KK-0203-0608		
PCBS	8082	units	Results	Qualifier	Reporting Limit	Results	Qualifier	Reporting Limit	Results	Qualifier	Reporting Limit
Aroclor-1016		mg/kg	0.18	U	0.18	0.18	U	0.18	0.18	U	0.18
Aroclor-1221		mg/kg	0.18	U	0.18	0.18	U	0.18	0.18	U	0.18
Aroclor-1232		mg/kg	0.18	U	0.18	0.18	U	0.18	0.18	U	0.18
Aroclor-1242		mg/kg	1.5	U	0.18	2.1	U	0.18	2.4	U	0.18
Aroclor-1248		mg/kg	0.18	U	0.18	0.18	U	0.18	0.18	U	0.18
Aroclor-1254		mg/kg	0.85	U	0.85	1.2	U	1.2	1.2	U	1.2
Aroclor-1260		mg/kg	0.24	U	0.18	0.37	U	0.18	0.28	U	0.18
			KK-0203-0608D			KK-0203-0810			KK-0203-0810D		
PCBS	8082	units	Results	Qualifier	Reporting Limit	Results	Qualifier	Reporting Limit	Results	Qualifier	Reporting Limit
Aroclor-1016		mg/kg	0.18	U	0.18	1.1	U	1.1	1.9	U	1.9
Aroclor-1221		mg/kg	0.18	U	0.18	1.4	U	1.4	1.9	U	1.9
Aroclor-1232		mg/kg	0.18	U	0.18	1.1	U	1.1	1.9	U	1.9
Aroclor-1242		mg/kg	2.8	U	0.18	1.1	U	1.1	1.9	U	1.9
Aroclor-1248		mg/kg	0.18	U	0.18	15	U	1.1	9.1	U	1.9
Aroclor-1254		mg/kg	1.5	U	1.5	1.1	U	8.9	1.9	U	1.9
Aroclor-1260		mg/kg	0.39	U	0.18	0.74	U	0.22	0.42	U	0.19

U = Undetected at reporting unit.

Sediment Analytical Results  
Kinnickinnic River, Milwaukee, Wisconsin

PCBS 8082 units			KK-0203-1012			KK-0203-1012D			KK-0203-1214		
			Results	Qualifier	Reporting Limit	Results	Qualifier	Reporting Limit	Results	Qualifier	Reporting Limit
Aroclor-1016	mg/kg	0.85	U	0.85	0.21	U	0.21	0.18	U	0.18	
Aroclor-1221	mg/kg	0.85	U	0.85	0.21	U	0.21	0.18	U	0.18	
Aroclor-1232	mg/kg	0.85	U	0.85	0.21	U	0.21	0.18	U	0.18	
Aroclor-1242	mg/kg	0.85	U	0.85	0.21	U	0.21	0.18	U	0.18	
Aroclor-1248	mg/kg	5.9		0.85	2.9		0.21	1.2	U	1.2	
Aroclor-1254	mg/kg	3.8	U	3.8	1.9	U	1.9	1.5		0.18	
Aroclor-1260	mg/kg	0.38		0.17	0.21	U	0.21	0.42		0.18	
PCBS 8082 units			KK-0203-1214D			KK-0204-0002			KK-0204-0204		
			Results	Qualifier	Reporting Limit	Results	Qualifier	Reporting Limit	Results	Qualifier	Reporting Limit
Aroclor-1016	mg/kg	0.18	U	0.18	0.16	U	0.16	0.13	U	0.13	
Aroclor-1221	mg/kg	0.18	U	0.18	0.16	U	0.16	0.13	U	0.13	
Aroclor-1232	mg/kg	0.18	U	0.18	0.16	U	0.16	0.13	U	0.13	
Aroclor-1242	mg/kg	0.18	U	0.18	1.4		0.16	1.1		0.13	
Aroclor-1248	mg/kg	2	U	2	0.16	U	0.16	0.13	U	0.13	
Aroclor-1254	mg/kg	2.4		0.18	0.42	U	0.42	0.13	U	0.13	
Aroclor-1260	mg/kg	0.7	U	0.7	0.16	U	0.16	0.13	U	0.13	
PCBS 8082 units			KK-0204-0406			KK-0204-0608			KK-0204-0810		
			Results	Qualifier	Reporting Limit	Results	Qualifier	Reporting Limit	Results	Qualifier	Reporting Limit
Aroclor-1016	mg/kg	0.2	U	0.2	0.17	U	0.17	0.22	U	0.22	
Aroclor-1221	mg/kg	0.2	U	0.2	0.3	U	0.3	0.25	U	0.25	
Aroclor-1232	mg/kg	0.2	U	0.2	0.17	U	0.17	0.22	U	0.22	
Aroclor-1242	mg/kg	0.2	U	0.2	0.17	U	0.17	0.22	U	0.22	
Aroclor-1248	mg/kg	5.9		1	2.9		0.17	3.6		0.22	
Aroclor-1254	mg/kg	1	U	1	2	U	2	3.2	U	3.2	
Aroclor-1260	mg/kg	0.38		0.2	0.45		0.17	0.76		0.22	
PCBS 8082 units			KK-0204-1012			KK-0204-1214			KK-0204-1416		
			Results	Qualifier	Reporting Limit	Results	Qualifier	Reporting Limit	Results	Qualifier	Reporting Limit
Aroclor-1016	mg/kg	0.18	U	0.18	0.22	U	0.22	0.18	U	0.18	
Aroclor-1221	mg/kg	0.18	U	0.18	0.22	U	0.22	0.18	U	0.18	
Aroclor-1232	mg/kg	0.18	U	0.18	0.22	U	0.22	0.18	U	0.18	
Aroclor-1242	mg/kg	0.18	U	0.18	0.22	U	0.22	0.18	U	0.18	
Aroclor-1248	mg/kg	1.4		0.18	1.7		0.22	0.38		0.18	
Aroclor-1254	mg/kg	1.2	U	1.2	1.5	U	1.5	0.32	U	0.32	
Aroclor-1260	mg/kg	0.18	U	0.18	0.45		0.22	0.18	U	0.18	

U = Undetected at reporting unit.

Sediment Analytical Results  
Kinnickinnic River, Milwaukee, Wisconsin

PCBS 8082 units			KK-0205-0002			KK-0205-0204			KK-0205-0406		
			Results	Qualifier	Reporting Limit	Results	Qualifier	Reporting Limit	Results	Qualifier	Reporting Limit
Aroclor-1016	mg/kg	0.23	U	0.23	0.21	U	0.21	0.21	U	0.21	
Aroclor-1221	mg/kg	0.23	U	0.23	0.21	U	0.21	0.21	U	0.21	
Aroclor-1232	mg/kg	0.23	U	0.23	0.21	U	0.21	0.21	U	0.21	
Aroclor-1242	mg/kg	1.3		0.23	1.4		0.21	7.6		1	
Aroclor-1248	mg/kg	0.23	U	0.23	0.21	U	0.21	0.21	U	0.21	
Aroclor-1254	mg/kg	0.45	U	0.45	0.65	U	0.65	2.5	U	2.5	
Aroclor-1260	mg/kg	0.23	U	0.23	0.21	U	0.21	0.66		0.21	
PCBS 8082 units			KK-0205-0608			KK-0205-0810			KK-0205-1012		
			Results	Qualifier	Reporting Limit	Results	Qualifier	Reporting Limit	Results	Qualifier	Reporting Limit
Aroclor-1016	mg/kg	0.22	U	0.22	1	U	1	0.2	U	0.2	
Aroclor-1221	mg/kg	0.22	U	0.22	1	U	1	0.2	U	0.2	
Aroclor-1232	mg/kg	0.22	U	0.22	1	U	1	0.2	U	0.2	
Aroclor-1242	mg/kg	6.8		2.2	1	U	1	0.2	U	0.2	
Aroclor-1248	mg/kg	0.22	U	0.22	11		1	2.6		0.2	
Aroclor-1254	mg/kg	2.7	U	2.7	7.4	U	7.4	2	U	2	
Aroclor-1260	mg/kg	1.1		0.22	1.5	*	1	0.31		0.2	
PCBS 8082 units			KK-0205-1214			KK-0205-1416			KK-0206-0002		
			Results	Qualifier	Reporting Limit	Results	Qualifier	Reporting Limit	Results	Qualifier	Reporting Limit
Aroclor-1016	mg/kg	0.22	U	0.22	0.23	U	0.23	0.22	U	0.22	
Aroclor-1221	mg/kg	0.22	U	0.22	0.23	U	0.23	0.24	U	0.24	
Aroclor-1232	mg/kg	0.22	U	0.22	0.23	U	0.23	0.22	U	0.22	
Aroclor-1242	mg/kg	0.22	U	0.22	0.23	U	0.23	0.22	U	0.22	
Aroclor-1248	mg/kg	1.5	U	1.5	0.38	U	0.38	1		0.22	
Aroclor-1254	mg/kg	2.1		0.22	0.53		0.23	0.71	U	0.71	
Aroclor-1260	mg/kg	0.6	U	0.6	0.23	U	0.23	0.22	U	0.22	
PCBS 8082 units			KK-0206-0204			KK-0206-0406			KK-0206-0608		
			Results	Qualifier	Reporting Limit	Results	Qualifier	Reporting Limit	Results	Qualifier	Reporting Limit
Aroclor-1016	mg/kg	0.17	U	0.17	0.26	U	0.26	0.24	U	0.24	
Aroclor-1221	mg/kg	0.17	U	0.17	0.26	U	0.26	0.24	U	0.24	
Aroclor-1232	mg/kg	0.17	U	0.17	0.26	U	0.26	0.24	U	0.24	
Aroclor-1242	mg/kg	0.9		0.17	1.7		0.26	6.2		0.24	
Aroclor-1248	mg/kg	0.17	U	0.17	0.26	U	0.26	0.24	U	0.24	
Aroclor-1254	mg/kg	0.17	U	0.17	1	U	1	3	U	3	
Aroclor-1260	mg/kg	0.17	U	0.17	0.26	U	0.26	0.69		0.24	

U = Undetected at reporting unit.



Sediment Analytical Results  
Kinnickinnic River, Milwaukee, Wisconsin

			KK-0206-0810			KK-0206-1012			KK-0206-1214		
PCBS	8082	units	Results	Qualifier	Reporting Limit	Results	Qualifier	Reporting Limit	Results	Qualifier	Reporting Limit
Aroclor-1016		mg/kg	0.2	U	0.2	0.21	U	0.21	0.21	U	0.21
Aroclor-1221		mg/kg	0.2	U	0.2	0.21	U	0.21	0.21	U	0.21
Aroclor-1232		mg/kg	0.2	U	0.2	0.21	U	0.21	0.21	U	0.21
Aroclor-1242		mg/kg	0.2	U	0.2	0.21	U	0.21	0.21	U	0.21
Aroclor-1248		mg/kg	3.1		0.2	2.7		0.21	3		0.21
Aroclor-1254		mg/kg	2.1	U	2.1	1.9	U	1.9	2.2	U	2.2
Aroclor-1260		mg/kg	0.41		0.2	0.36		0.21	0.46		0.21
			KK-0206-1416			KK-0206-1618			KK-0207-0406		
PCBS	8082	units	Results	Qualifier	Reporting Limit	Results	Qualifier	Reporting Limit	Results	Qualifier	Reporting Limit
Aroclor-1016		mg/kg	0.22	U	0.22	0.22	U	0.22	0.2	U	0.2
Aroclor-1221		mg/kg	0.22	U	0.22	0.22	U	0.22	1	U	1
Aroclor-1232		mg/kg	0.22	U	0.22	0.22	U	0.22	0.2	U	0.2
Aroclor-1242		mg/kg	0.22	U	0.22	0.22	U	0.22	0.2	U	0.2
Aroclor-1248		mg/kg	0.87		0.22	0.94		0.22	6.2		1
Aroclor-1254		mg/kg	0.8	U	0.8	0.84	U	0.84	4.5	U	4.5
Aroclor-1260		mg/kg	0.22	U	0.22	0.22	U	0.22	0.8		0.2
			KK-0207-0608			KK-0207-0810			KK-0207R-0002		
PCBS	8082	units	Results	Qualifier	Reporting Limit	Results	Qualifier	Reporting Limit	Results	Qualifier	Reporting Limit
Aroclor-1016		mg/kg	0.2	U	0.2	0.2	U	0.2	0.16	U	0.16
Aroclor-1221		mg/kg	0.6	U	0.6	0.2	U	0.2	0.16	U	0.16
Aroclor-1232		mg/kg	0.2	U	0.2	0.2	U	0.2	0.16	U	0.16
Aroclor-1242		mg/kg	0.2	U	0.2	2.8		0.2	1.9		0.16
Aroclor-1248		mg/kg	3.7		0.2	0.2	U	0.2	0.16	U	0.16
Aroclor-1254		mg/kg	2.5	U	2.5	1.5	U	1.5	0.54	U	0.54
Aroclor-1260		mg/kg	0.55		0.2	0.31		0.2	0.16	U	0.16
			KK-0207R-0406			KK-0207R-0608			KK-0207R-0810		
PCBS	8082	units	Results	Qualifier	Reporting Limit	Results	Qualifier	Reporting Limit	Results	Qualifier	Reporting Limit
Aroclor-1016		mg/kg	0.23	U	0.23	0.2	U	0.2	0.24	U	0.24
Aroclor-1221		mg/kg	0.23	U	0.23	0.2	U	0.2	0.24	U	0.24
Aroclor-1232		mg/kg	0.23	U	0.23	0.2	U	0.2	0.24	U	0.24
Aroclor-1242		mg/kg	0.23	U	0.23	0.2	U	0.2	0.24	U	0.24
Aroclor-1248		mg/kg	0.9	U	0.9	1.1		0.2	2.1		0.24
Aroclor-1254		mg/kg	1.4		0.23	0.8	U	0.8	1.9	U	1.9
Aroclor-1260		mg/kg	0.23	U	0.23	0.2	U	0.2	0.24	U	0.24

U = Undetected at reporting unit.

**Sediment Analytical Results**  
Kinnickinnic River, Milwaukee, Wisconsin

PCBS 8082 units			KK-0208-0204			KK-0208-0608			KK-0208-0810		
			Results	Qualifier	Reporting Limit	Results	Qualifier	Reporting Limit	Results	Qualifier	Reporting Limit
Aroclor-1016	mg/kg	0.17	U	0.17	0.19	U	0.19	0.21	U	0.21	
Aroclor-1221	mg/kg	0.17	U	0.17	0.19	U	0.19	0.21	U	0.21	
Aroclor-1232	mg/kg	0.17	U	0.17	0.19	U	0.19	0.21	U	0.21	
Aroclor-1242	mg/kg	0.72		0.17	5		0.97	5.2		1	
Aroclor-1248	mg/kg	0.17	U	0.17	0.19	U	0.19	0.21	U	0.21	
Aroclor-1254	mg/kg	0.17	U	0.17	2.4	U	2.4	1	U	1	
Aroclor-1260	mg/kg	0.17	U	0.17	0.48		0.19	0.47		0.21	
PCBS 8082 units			KK-0208-1012			KK-0208-1214			KK-0209-0002		
			Results	Qualifier	Reporting Limit	Results	Qualifier	Reporting Limit	Results	Qualifier	Reporting Limit
Aroclor-1016	mg/kg	0.2	U	0.2	0.21	U	0.21	0.21	U	0.21	
Aroclor-1221	mg/kg	0.2	U	0.2	0.26	U	0.26	0.21	U	0.21	
Aroclor-1232	mg/kg	0.2	U	0.2	0.26	U	0.26	0.21	U	0.21	
Aroclor-1242	mg/kg	5.8		1	0.26	U	0.26	1.9		0.21	
Aroclor-1248	mg/kg	0.2	U	0.2	3.3		0.26	0.21	U	0.21	
Aroclor-1254	mg/kg	2.9	U	2.9	2.6	U	2.6	1.2	U	1.2	
Aroclor-1260	mg/kg	0.62		0.2	0.61		0.21	0.43		0.21	
PCBS 8082 units			KK-0209-0204			KK-0209-0406			KK-0209-0608		
			Results	Qualifier	Reporting Limit	Results	Qualifier	Reporting Limit	Results	Qualifier	Reporting Limit
Aroclor-1016	mg/kg	0.22	U	0.22	0.22	U	0.22	0.22	U	0.22	
Aroclor-1221	mg/kg	0.22	U	0.22	0.22	U	0.22	0.22	U	0.22	
Aroclor-1232	mg/kg	0.22	U	0.22	0.22	U	0.22	0.22	U	0.22	
Aroclor-1242	mg/kg	1.5		0.22	2.2		0.22	4.2		0.22	
Aroclor-1248	mg/kg	0.22	U	0.22	0.22	U	0.22	0.22	U	0.22	
Aroclor-1254	mg/kg	0.91	U	0.91	1.4	U	1.4	2.3	U	2.3	
Aroclor-1260	mg/kg	0.32		0.22	0.54		0.22	0.91		0.22	

U = Undetected at reporting unit.

Sediment Analytical Results  
Kinnickinnic River, Milwaukee, Wisconsin

PCBS 8082 units			KK-0209-0810			KK-0209-1012			KK-0209-1214		
			Results	Qualifier	Reporting Limit	Results	Qualifier	Reporting Limit	Results	Qualifier	Reporting Limit
Aroclor-1016	mg/kg	2.2	U	2.2	0.22	U	0.22	0.21	U	0.21	
Aroclor-1221	mg/kg	2.2	U	2.2	0.22	U	0.22	0.21	U	0.21	
Aroclor-1232	mg/kg	2.2	U	2.2	0.22	U	0.22	0.21	U	0.21	
Aroclor-1242	mg/kg	2.2	U	2.2	34		2.2	20		2.1	
Aroclor-1248	mg/kg	16		2.2	0.22	U	0.22	0.21	U	0.21	
Aroclor-1254	mg/kg	12	U	12	12	U	12	7.2	U	7.2	
Aroclor-1260	mg/kg	2.2	U	2.2	1.5		0.22	1.4		0.21	
PCBS 8082 units			KK-0209-1416			KK-0209-2022			KK-0209-2224		
			Results	Qualifier	Reporting Limit	Results	Qualifier	Reporting Limit	Results	Qualifier	Reporting Limit
Aroclor-1016	mg/kg	0.21	U	0.21	0.21	U	0.21	0.21	U	0.21	
Aroclor-1221	mg/kg	0.21	U	0.21	0.21	U	0.21	0.21	U	0.21	
Aroclor-1232	mg/kg	0.21	U	0.21	0.21	U	0.21	0.21	U	0.21	
Aroclor-1242	mg/kg	23		2.1	0.21	U	0.21	0.21	U	0.21	
Aroclor-1248	mg/kg	0.21	U	0.21	0.86	U	0.86	0.35		0.21	
Aroclor-1254	mg/kg	6.9	U	6.9	1.1		0.21	0.21	U	0.21	
Aroclor-1260	mg/kg	1.2	U	0.21	0.21	U	0.21	0.21	U	0.21	
PCBS 8082 units			KK-0210-0002			KK-0210-0204			KK-0210-0406		
			Results	Qualifier	Reporting Limit	Results	Qualifier	Reporting Limit	Results	Qualifier	Reporting Limit
Aroclor-1016	mg/kg	0.22	U	0.22	0.22	U	0.22	0.21	U	0.21	
Aroclor-1221	mg/kg	0.22	U	0.22	0.22	U	0.22	0.28	U	0.28	
Aroclor-1232	mg/kg	0.22	U	0.22	0.22	U	0.22	0.21	U	0.21	
Aroclor-1242	mg/kg	0.22	U	0.22	1.7		0.22	0.21	U	0.21	
Aroclor-1248	mg/kg	0.35		0.22	0.22	U	0.22	4.1		0.21	
Aroclor-1254	mg/kg	0.22	U	0.22	0.95	U	0.95	2.6	U	2.6	
Aroclor-1260	mg/kg	0.22	U	0.22	0.22	U	0.22	0.44		0.21	
PCBS 8082 units			KK-0210-0608			KK-0210-0810			KK-0210-1214		
			Results	Qualifier	Reporting Limit	Results	Qualifier	Reporting Limit	Results	Qualifier	Reporting Limit
Aroclor-1016	mg/kg	0.22	U	0.22	0.21	U	0.21	0.21	U	0.21	
Aroclor-1221	mg/kg	0.22	U	0.22	2.1	U	2.1	0.21	U	0.21	
Aroclor-1232	mg/kg	0.22	U	0.22	0.21	U	0.21	0.21	U	0.21	
Aroclor-1242	mg/kg	16		1.1	0.21	U	0.21	0.21	U	0.21	
Aroclor-1248	mg/kg	0.22	U	0.22	7.3		2.1	2.2		0.21	
Aroclor-1254	mg/kg	3	U	3	4.6	U	4.6	2.2	U	2.2	
Aroclor-1260	mg/kg	0.8		0.22	0.9		0.21	0.53		0.21	

U = Undetected at reporting unit.

Sediment Analytical Results  
Kinnickinnic River, Milwaukee, Wisconsin

			KK-0211-0002			KK-0211-0204			KK-0211-0406		
PCBS	8082	units	Results	Qualifier	Reporting Limit	Results	Qualifier	Reporting Limit	Results	Qualifier	Reporting Limit
Aroclor-1016		mg/kg	0.24	U	0.24	0.23	U	0.23	0.2	U	0.2
Aroclor-1221		mg/kg	0.24	U	0.24	0.23	U	0.23	0.2	U	0.2
Aroclor-1232		mg/kg	0.24	U	0.24	0.23	U	0.23	0.2	U	0.2
Aroclor-1242		mg/kg	4.6		0.24	14		1.1	7.9		1
Aroclor-1248		mg/kg	0.24	U	0.24	0.23	U	0.23	0.2	U	0.2
Aroclor-1254		mg/kg	2.6	U	2.6	5.3	U	5.3	3.2	U	3.2
Aroclor-1260		mg/kg	1.5		0.24	1.3		0.23	1		0.2
			KK-0211-0608			KK-0211-0810			KK-0211-1012		
PCBS	8082	units	Results	Qualifier	Reporting Limit	Results	Qualifier	Reporting Limit	Results	Qualifier	Reporting Limit
Aroclor-1016		mg/kg	0.22	U	0.22	0.22	U	0.22	0.22	U	0.22
Aroclor-1221		mg/kg	0.22	U	0.22	0.22	U	0.22	0.22	U	0.22
Aroclor-1232		mg/kg	0.22	U	0.22	0.22	U	0.22	0.22	U	0.22
Aroclor-1242		mg/kg	14		0.22	4.4		0.22	11		1.1
Aroclor-1248		mg/kg	0.22	U	0.22	0.22	U	0.22	0.22	U	0.22
Aroclor-1254		mg/kg	5.7	U	5.7	2.9	U	2.9	5.5	U	5.5
Aroclor-1260		mg/kg	1.3		0.22	0.83		0.22	1.1		0.22
			KK-0212-0002			KK-0212-0204			KK-0212-0406		
PCBS	8082	units	Results	Qualifier	Reporting Limit	Results	Qualifier	Reporting Limit	Results	Qualifier	Reporting Limit
Aroclor-1016		mg/kg	0.22	U	0.22	0.22	U	0.22	0.22	U	0.22
Aroclor-1221		mg/kg	0.22	U	0.22	0.4	U	0.4	0.22	U	0.22
Aroclor-1232		mg/kg	0.22	U	0.22	0.22	U	0.22	0.22	U	0.22
Aroclor-1242		mg/kg	3.7		0.22	0.22	U	0.22	5.9		1.1
Aroclor-1248		mg/kg	0.22	U	0.22	2.2		0.22	0.22	U	0.22
Aroclor-1254		mg/kg	1.9	U	1.9	1.4	U	1.4	2.9	U	2.9
Aroclor-1260		mg/kg	0.85		0.22	0.22	U	0.22	0.77		0.22
			KK-0212-0608			KK-0212-0810			KK-0212-1012		
PCBS	8082	units	Results	Qualifier	Reporting Limit	Results	Qualifier	Reporting Limit	Results	Qualifier	Reporting Limit
Aroclor-1016		mg/kg	0.23	U	0.23	0.23	U	0.23	0.11	U	0.11
Aroclor-1221		mg/kg	0.23	U	0.23	0.23	U	0.23	0.11	U	0.11
Aroclor-1232		mg/kg	0.23	U	0.23	0.23	U	0.23	0.11	U	0.11
Aroclor-1242		mg/kg	4.4		0.23	3.1		0.23	12		1.1
Aroclor-1248		mg/kg	0.23	U	0.23	0.23	U	0.23	0.11	U	0.11
Aroclor-1254		mg/kg	1.9	U	1.9	1.5	U	1.5	4.2	U	4.2
Aroclor-1260		mg/kg	0.76		0.23	0.43		0.23	0.86		0.11

U = Undetected at reporting unit.

Sediment Analytical Results  
Kinnickinnic River, Milwaukee, Wisconsin

PCBS 8082 units			KK-0212-1214			KK-0213-0002			KK-0213-0204		
			Results	Qualifier	Reporting Limit	Results	Qualifier	Reporting Limit	Results	Qualifier	Reporting Limit
Aroclor-1016	mg/kg	0.21	U	0.21	0.23	U	0.23	0.22	U	0.22	
Aroclor-1221	mg/kg	0.21	U	0.21	0.23	U	0.23	0.22	U	0.22	
Aroclor-1232	mg/kg	0.21	U	0.21	0.23	U	0.23	0.22	U	0.22	
Aroclor-1242	mg/kg	4.9		0.21	2.9		0.23	0.22	U	0.22	
Aroclor-1248	mg/kg	0.21	U	0.21	0.23	U	0.23	2.4		0.22	
Aroclor-1254	mg/kg	2.8	U	2.8	1.7	U	1.7	2.3	U	2.3	
Aroclor-1260	mg/kg	0.79		0.21	1		0.23	0.56		0.22	
PCBS 8082 units			KK-0213-0406			KK-0213-0608			KK-0213-0810		
			Results	Qualifier	Reporting Limit	Results	Qualifier	Reporting Limit	Results	Qualifier	Reporting Limit
Aroclor-1016	mg/kg	0.23	U	0.23	0.22	U	0.22	0.22	U	0.22	
Aroclor-1221	mg/kg	0.23	U	0.23	0.22	U	0.22	0.22	U	0.22	
Aroclor-1232	mg/kg	0.23	U	0.23	0.22	U	0.22	0.22	U	0.22	
Aroclor-1242	mg/kg	2.2		0.23	4.5		0.22	9.4		1.1	
Aroclor-1248	mg/kg	0.23	U	0.23	0.22	U	0.22	0.22	U	0.22	
Aroclor-1254	mg/kg	1.2	U	1.2	2	U	2	3.7	U	3.7	
Aroclor-1260	mg/kg	0.39		0.23	0.66		0.22	1.1		0.22	
PCBS 8082 units			KK-0213-1012			KK-0214-0204			KK-0214-0406		
			Results	Qualifier	Reporting Limit	Results	Qualifier	Reporting Limit	Results	Qualifier	Reporting Limit
Aroclor-1016	mg/kg	0.22	U	0.22	0.17	U	0.17	0.17	U	0.17	
Aroclor-1221	mg/kg	0.22	U	0.22	0.17	U	0.17	0.17	U	0.17	
Aroclor-1232	mg/kg	0.22	U	0.22	0.17	U	0.17	0.17	U	0.17	
Aroclor-1242	mg/kg	7		1.1	1.4		0.17	1.7		0.17	
Aroclor-1248	mg/kg	0.22	U	0.22	0.17	U	0.17	0.17	U	0.17	
Aroclor-1254	mg/kg	3.5	U	3.5	0.5	U	0.5	0.7	U	0.7	
Aroclor-1260	mg/kg	0.87		0.22	0.17	U	0.17	0.23		0.17	
PCBS 8082 units			KK-0214-0608			KK-0214-0810			KK-02-US-1		
			Results	Qualifier	Reporting Limit	Results	Qualifier	Reporting Limit	Results	Qualifier	Reporting Limit
Aroclor-1016	mg/kg	0.16	U	0.16	0.19	U	0.19	0.17	U	0.17	
Aroclor-1221	mg/kg	0.16	U	0.16	0.19	U	0.19	0.17	U	0.17	
Aroclor-1232	mg/kg	0.16	U	0.16	0.19	U	0.19	0.17	U	0.17	
Aroclor-1242	mg/kg	1		0.16	0.85		0.19	1.2		0.17	
Aroclor-1248	mg/kg	0.16	U	0.16	0.19	U	0.19	0.17	U	0.17	
Aroclor-1254	mg/kg	0.5	U	0.5	0.5	U	0.5	0.17	U	0.17	
Aroclor-1260	mg/kg	0.16	U	0.16	0.19	U	0.19	0.17	U	0.17	
PCBS 8082 units			KK-02-US-2								
			Results	Qualifier	Reporting Limit						
Aroclor-1016	mg/kg	0.17	U	0.17							
Aroclor-1221	mg/kg	0.17	U	0.17							
Aroclor-1232	mg/kg	0.17	U	0.17							
Aroclor-1242	mg/kg	0.81		0.17							
Aroclor-1248	mg/kg	0.17	U	0.17							
Aroclor-1254	mg/kg	0.4	U	0.4							
Aroclor-1260	mg/kg	0.17	U*	0.17							

U = Undetected at reporting unit.

Sediment Analytical Results  
Kinnickinnic River, Milwaukee, Wisconsin

TOC Walkley-Black	Units	Results	Qualifier	Reporting Limit
KK-0201-0002	mg/kg	14000		1000
KK-0201-0406	mg/kg	12000		1000
KK-0201-0810	mg/kg	2100		1000
KK-0202-0204	mg/kg	13000		1000
KK-0202-0608	mg/kg	38000		1400
KK-0202-1012	mg/kg	51000		1200
KK-0202-1416	mg/kg	74000		2000
KK-0202-1820	mg/kg	68000		1500
KK-0203-0002	mg/kg	19000		1500
KK-0203-0002D	mg/kg	22000		1200
KK-0203-0406	mg/kg	36000		1600
KK-0203-0406D	mg/kg	35000		1500
KK-0203-0810	mg/kg	40000		1600
KK-0203-0810D	mg/kg	38000		1600
KK-0203-1214	mg/kg	43000		1700
KK-0203-1214D	mg/kg	47000		1500
KK-0204-0204	mg/kg	2900		1000
KK-0204-0608	mg/kg	26000		1400
KK-0204-1012	mg/kg	39000		1400
KK-0204-1416	mg/kg	44000		1600
KK-0205-0002	mg/kg	41000		1300
KK-0205-0406	mg/kg	40000		1700
KK-0205-0810	mg/kg	36000		1400
KK-0205-1214	mg/kg	56000		1400
KK-0206-0204	mg/kg	15000		1000
KK-0206-0608	mg/kg	58000		2200
KK-0206-1012	mg/kg	44000		1900
KK-0206-1416	mg/kg	67000		1900
KK-0207-0406	mg/kg	41000		1700
KK-0207-0810	mg/kg	34000		1500
KK-0207R-0002	mg/kg	5600		1000
KK-0207R-0406	mg/kg	59000		1600
KK-0207R-0810	mg/kg	44000		2100
KK-0208-0204	mg/kg	8800		1000
KK-0208-0608	mg/kg	32000		1600
KK-0208-1012	mg/kg	33000		1500
KK-0209-0002	mg/kg	39000		1900
KK-0209-0406	mg/kg	51000		2000
KK-0209-0810	mg/kg	49000		1700
KK-0209-1214	mg/kg	57000		1500
KK-0209-2022	mg/kg	52000		1500
KK-0210-0204	mg/kg	45000		1500
KK-0210-0608	mg/kg	47000		1600
KK-0210-1214	mg/kg	53000		1800
KK-0211-0002	mg/kg	47000		1300
KK-0211-0406	mg/kg	40000		1100
KK-0211-0810	mg/kg	42000		1100
KK-0212-0204	mg/kg	40000		1100
KK-0212-0608	mg/kg	46000		1400
KK-0212-1012	mg/kg	48000		1300
KK-0213-0002	mg/kg	47000		2200
KK-0213-0406	mg/kg	44000		1400
KK-0213-0810	mg/kg	43000		1400
KK-0214-0204	mg/kg	9400		1000
KK-0214-0608	mg/kg	14000		1000
KK-02-US-1	mg/kg	8700		1000
KK-02-US-2	mg/kg	5200		1000

U = Undetected at reporting unit.