

---

# REGION 5 RAC2

---

## REMEDIAL ACTION CONTRACT FOR

Remedial, Enforcement Oversight, and  
Non-Time Critical Removal Activities at Sites of Release  
or Threatened Release of Hazardous Substances in Region 5

### **FINAL REMEDIAL ACTION REPORT**

Kinnickinnic River Sediment Removal Project  
Milwaukee, WI

Remedial Action  
WA No. 049-RARA-1508 / Contract No. EP-S5-06-01

March 2011



---

PREPARED FOR  
U.S. Environmental Protection Agency

---

PREPARED FOR  
**CH2M HILL**  
Ecology and Environment, Inc.  
Environmental Design International, Inc.  
Teska Associates, Inc.

FOR OFFICIAL USE ONLY

---

**Remedial Action Report**

**Kinnickinnic River Great Lakes Legacy Act  
Sediment Remediation Project  
Milwaukee, WI**

**Remedial Action**

**WA No. 049-RARA-1508 / Contract No. EP-S5-06-01**

**March 2011**



## Acknowledgements

The Kinnickinnic River Sediment Remediation Project was jointly funded by the U.S. Environmental Protection Agency–Great Lakes National Program Office and the Wisconsin Department of Natural Resources, under the aegis of the Great Lakes Legacy Act. The success of the project was attributable to the extraordinary collaboration between federal, state, and local agencies and stakeholder groups. The Wisconsin Department of Natural Resources project manager, Xiaochun Zhang, was instrumental in leading the project from the earliest stages of remedial investigation, feasibility study, design, and implementation. Marsha Burzynski coordinated with local community groups to implement community outreach and media events for the project. Larry Sullivan at the Port of Milwaukee provided logistical support for the project, including the use of the Port of Milwaukee building for project team meetings, and provided technical support for design issues relating to the Milwaukee Area Confined Disposal Facility. Dave Bowman, as primary point of contact with the U.S. Army Corps of Engineers, was responsible for coordinating the Wisconsin Department of Natural Resources' request to use the confined disposal facility for disposal of the Kinnickinnic River dredged sediments, and for providing technical assistance for various aspects of the project design. Jeff Dellemann and Paul Novotny of the City of Milwaukee provided logistical assistance to coordinate bridge openings and traffic control during the dredging, and helped to facilitate the relocation of buried utilities in the project area. Finally, the project would not have been successful without the ongoing support of the Business Improvement District No. 35, consisting of the various commercial property owners adjacent to the Kinnickinnic River project area. Their involvement in the sediment cleanup project demonstrated the high level of community support for the Kinnickinnic River Great Lakes Legacy Act sediment remediation project.

**Kinnickinnic River Sediment Remediation Project  
Milwaukee, WI  
Remedial Action Report**

The U.S. Environmental Protection Agency Great Lakes National Program Office approves the Remedial Action Report submitted by CH2M HILL on March 14, 2011, for the Kinnickinnic River Sediment Remediation Project in accordance with the Remedial Action Contract 2 Work Assignment 049-RARA-1508. The remedial action included construction of a containment cell and offloading platform at the Milwaukee Harbor confined disposal facility, relocation of utilities that interfered with the remedial action, dredging of contaminated sediments from the Kinnickinnic River, and construction of shoreline protection at Parcel 424, scour protection around bridges, and removal of selected abandoned piles within the project area. The remedial action was completed in accordance with the design specifications. A final inspection was completed, and the remedy is operational and functional.

Approved: \_\_\_\_\_  
Ajit Vaidya  
Work Assignment Manager  
Great Lakes National Program Office  
USEPA

\_\_\_\_\_  
Date

# Contents

---

<b>Acronyms and Abbreviations .....</b>	<b>ix</b>
<b>1. Introduction.....</b>	<b>1-1</b>
1.1 Site Description.....	1-1
1.2 Overall Description of the Kinnickinnic River Sediment Remediation Project .....	1-2
1.3 Remedial Action Objectives and Goals.....	1-3
1.4 Beneficial Use Impairments .....	1-3
<b>2. Chronology of Events .....</b>	<b>2-1</b>
2.1 History of Remedial Activities at the Site.....	2-1
2.2 Remedial Activities .....	2-1
2.3 Contractors, Subcontractors, and Parties to Agreements.....	2-2
2.4 Chronology of Remedial Action Activities .....	2-2
<b>3. Remedial Action Activities .....</b>	<b>3-1</b>
3.1 KK Cell Construction.....	3-1
3.2 Offloading Platform Construction.....	3-1
3.3 Environmental Dredging .....	3-1
3.3.1 Dredging Process .....	3-1
3.3.2 Disposal in the KK Cell.....	3-2
3.3.3 Turbidity Control.....	3-2
3.3.4 Shoreline Stabilization and Bridge Scour Protection Features.....	3-4
3.3.5 Waste Drums Encountered During Dredging.....	3-4
3.3.6 Utility Relocation .....	3-5
3.3.7 Coordination with Local Marinas and Coast Guard .....	3-5
3.4 Sequencing, Testing, and Clearance Procedures .....	3-5
3.4.1 Sequencing.....	3-5
3.4.2 Testing and Clearance.....	3-6
3.5 Placement of Residual Cover Material.....	3-6
3.5.1 Sand Cover.....	3-6
3.5.2 Riprap .....	3-7
3.6 Abandoned Pile Removal .....	3-7
<b>4. Monitoring and Post-Dredging Conditions.....</b>	<b>4-1</b>
4.1 Monitoring Activities.....	4-1
4.1.1 River Water Quality Monitoring .....	4-1
4.1.2 Bathymetric Surveys.....	4-2
4.1.3 CDF Water Monitoring .....	4-3
4.1.4 Post-dredge Sediment Confirmation Sampling .....	4-5
4.1.5 Final Inspection .....	4-5
4.1.6 Post-remedial Action Grab Sampling .....	4-5
4.2 Post-remedial Action Surface-Weighted Average Concentration .....	4-6
4.3 Data Quality Evaluation Memorandum.....	4-7
<b>5. Certification That Remedy Is Operational and Functional .....</b>	<b>5-1</b>

<b>6.</b>	<b>Summary of Project Costs .....</b>	<b>6-1</b>
<b>7.</b>	<b>References .....</b>	<b>7-1</b>

### Figures

1-1	Project Location
3-1	Project Area Features
3-2	Sand Cover and Riprap Placement
3-3	Locations of Removed Abandoned Piles

### Tables

1-1	Completion Dates of Remedial Activities
2-1	Contractors, Subcontractors, and Parties to Agreements
2-2	Summary of Major Remedial Action Events
3-1	Turbidity Readings from In-stream Monitoring Stations
4-1	Dewatering Activities at the CDF
4-2	PCB Sampling Results at the CDF

### Appendixes

A	Photos of Remedial Activities
B	KK Cell Design Drawings and Modifications
C	Offloading Platform Record Drawings
D	Ryba's Weekly Dredging Progress Reports
E	Air Bubble Curtain Monitoring Data
F	KK River Bridges Scour Analysis Report, Riprap Placement Drawings, and Canadian Pacific Railway Bridge Scour Protection Structure Drawings
G	Parcel 424 As-built Drawings
H	Waste Drum Disposal Information
I	Record Drawings for Relocated Utilities
J	Sand and Riprap Gradation Tests
K	TSS and In Situ Turbidity Correlation Technical Memorandum
L	Affiliated Researchers' Bathymetric Survey Oversight Reports
M	Final Surveys
N	Sample Results from the Confined Disposal Facility
O	MMSD Permits and Amendments
P	Residuals Management Decision Tree
Q	Data Quality Evaluation Memorandum
R	Confirmation Sampling Laboratory Reports
S	Supplemental Field Sampling Plan for Post-cover Placement
T	Surface Weighted Average Concentration Calculations

# Acronyms and Abbreviations

---

CDF	confined disposal facility
KK	Kinnickinnic [as in KK River]
mg/kg	milligrams per kilogram
mg/L	milligrams per liter
MMSD	Milwaukee Metropolitan Sewerage District
NTU	nephelometric turbidity unit
PAH	polycyclic aromatic hydrocarbon
PCB	polychlorinated biphenyl
RMU	remedial management unit
TSS	total suspended solids
USACE	United States Army Corps of Engineers
USEPA	United States Environmental Protection Agency

# 1. Introduction

---

This remedial action report documents remediation of the Kinnickinnic (KK) River, which is part of the Milwaukee Estuary Area of Concern. The project was a joint effort between the U.S. Environmental Protection Agency (USEPA) Great Lakes National Program Office and its nonfederal sponsor Wisconsin Department of Natural Resources, conducted under the Great Lakes Legacy Act. Additional project partners include the U.S. Army Corps of Engineers, the City/Port of Milwaukee, and local property owners – Business Improvement District No. 35. This report documents work performed by CH2M HILL and its subcontractors under Remedial Action Work Assignment (WA) 049-RARA-1508 (WA 049).

## 1.1 Site Description

The KK River discharges into Lake Michigan through the federal navigation harbor in Milwaukee, Wisconsin (Fig 1-1). The project area is a 2,000-foot-long, 200-foot-wide section of the lower KK River, between KK Avenue, the downstream limit, and Becher Street, the upstream limit. The total area of the project is 7.3 acres. The KK River is part of the Milwaukee Estuary Area of Concern, and the project area consists of the most significantly contaminated sediment in the KK River part of the Area of Concern. The project area historically was dredged to a depth of 21 feet for commercial navigation. As deep draft commercial traffic upstream from KK Avenue declined, maintenance of the channel depth was discontinued. Water depth in the dredged channel and other parts of the project area gradually declined to shallow conditions (0 to 10 feet of water) because of the sediment that had accumulated. Deep draft navigation depths are maintained by the U.S. Army Corps of Engineers (USACE) in the Milwaukee Harbor federal navigation channel immediately downstream of the project area (Figure 1-1).

The river had been affected by urban growth and development between the 1900s and 1970s, with point and nonpoint discharges and spills. Historical events had resulted in contamination of the sediments, particularly within the project area, with polychlorinated biphenyls (PCBs) and polycyclic aromatic hydrocarbons (PAHs). Many regulatory and nonregulatory programs – point source controls, spill reporting and response, hazardous site cleanups, and brownfield redevelopment programs – have significantly reduced the input of contaminants into the KK River. More recent stormwater control requirements are beginning to address nonpoint sources.

Use of the KK River has changed. After a period of low use, new recreational- and commercial-based enterprises requiring deep draft navigation depths have returned to the project area shoreline.

## 1.2 Overall Description of the Kinnickinnic River Sediment Remediation Project

Responsibility for river cleanup work was divided between the USEPA Great Lakes National Program Office and the Wisconsin Department of Natural Resources as the nonfederal sponsor of the site, in accordance with the Great Lakes Legacy Act Project Agreement. USEPA contracted CH2M HILL to complete the remedial design and to conduct most of the remedial activities. Individual property owners (members of Business Improvement District No. 35) were responsible for stabilizing their own shoreline structures as part of the project.

Based on previous evaluations of the site and negotiations with various stakeholder groups, a dredging and disposal remedy was selected for the contaminated sediments in the KK River between KK Avenue and Becher Street. Remedial activities consisted of the following tasks:

- Construct a specially designed cell (the KK Cell) within the Milwaukee Area Confined Disposal Facility (CDF) at Jones Island to contain contaminated sediments dredged from the KK River.
- Construct an offloading platform that would allow barges to tie up and offload equipment to transfer sediments from the barges into the CDF.
- Construct shoreline stabilization features so that remedial dredging activities would not destabilize shoreline areas along the riverbank in the project area.
- Verify the locations of utility lines beneath the river with the applicable local utility services, and relocate utilities that interfere with planned dredging activities.
- Dredge an estimated 167,000 cubic yards of contaminated sediment from the river.
- Transport the contaminated sediments from the river to the CDF, and transfer the dredged material into the KK Cell.
- Monitor turbidity in the river during dredging activities to verify that total suspended solids (TSS) concentrations do not exceed criteria.
- Minimize transport of TSS outside of the project area.
- Collect post-dredging sediment samples to determine whether redredging or placement of a residual cover is required.
- Place residual sand cover over specific areas, as necessary, based on residual PCB and PAH concentrations determined during post-dredge sampling.
- Remove water seeping from the dredged sediments at the CDF during dredging operations, and continue water removal for 6 months after completion of dredging.
- Monitor turbidity and PCB concentrations in water discharged to the Milwaukee Metropolitan Sewerage District (MMSD) manhole, and treat water if necessary to comply with discharge permit criteria.

## 1.3 Remedial Action Objectives and Goals

The purpose of the project was to remove contaminated sediments from the Milwaukee Estuary Area of Concern, which in turn would assist with the long-term goals of eliminating beneficial use impairments. Specific project objectives included the following:

- Remove PCB- and PAH- contaminant mass.
- Remove sediments with PCB concentrations greater than 1 milligrams per kilogram (mg/kg) and PAH concentrations greater than 37 mg/kg.
- Reduce the risk of contaminated sediments to aquatic life and human health.
- Reduce transport of PCBs and PAHs from the KK River downstream to the Milwaukee Harbor and Lake Michigan.
- Improve water quality in the KK River and Milwaukee Estuary Area of Concern.
- Advance the Area of Concern toward eventual delisting by eliminating impairments to beneficial use.
- Expedite the process of eliminating the fish consumption advisory in the KK River.

Secondary benefits of the project included the improvement of navigational conditions for recreational and commercial vessels, thus providing enhanced economic development opportunities for the community, and improved aesthetics.

## 1.4 Beneficial Use Impairments

The completion of the KK River Sediment Remediation Project was intended to advance the Milwaukee Estuary Area of Concern toward delisting by eliminating or greatly improving the status of the following impairments to beneficial use within the Area of Concern:

- Restrictions on fish and wildlife consumption
- Degradation of fish and wildlife populations
- Degradation of aesthetics
- Degradation of benthos
- Restriction on dredging activities



## 2. Chronology of Events

---

### 2.1 History of Remedial Activities at the Site

Table 1-1 describes the major remedial activities, with the completion dates.

### 2.2 Remedial Activities

The following is a summary of the major RA activities for which CH2M HILL was responsible as the prime contractor for the WA:

- Performed project planning activities, which included preparation of work plans and other site-specific plans, project management and reporting, and participation in technical meetings and community outreach events with stakeholders.
- Procured subcontractors.
- Performed administrative and field management of subcontractors.
- Constructed the KK Cell at the CDF.
- Constructed an offloading platform at the CDF.
- Arranged for relocation of utilities that interfered with remedial activities.
- Monitored conditions during remedial activities to verify compliance with environmental and other criteria as required by regulations or permits.
- Dredged 158,603 cubic yards of contaminated sediments in the river segment between the KK Avenue and Becher Street bridges in three phases. Phase 1 was a first pass from downstream to upstream to achieve a water depth of 10 feet below low water datum. Phase 2 was a second pass to dredge to design elevations. Phase 3 consisted of additional dredging based upon the results of post-dredge sediment confirmation sampling.
- Transported material dredged from the river to the CDF on scow barge, and distributed the material within the KK Cell boundaries.
- Installed sheet piling along a City-owned parcel designated as Parcel 424.
- Performed post-dredge confirmation sampling for PCBs and PAHs as individual remedial management units (RMUs) were completed.
- Placed clean sand and riprap over specific dredged areas based on the results of confirmation sampling.
- Removed abandoned piles from the river that presented a hazard to navigation.
- Installed a permanent scour protection structure around the Canadian Pacific Railway Bridge.
- Performed project closeout activities.

## **2.3 Contractors, Subcontractors, and Parties to Agreements**

Table 2-1 lists the contractors and subcontractors involved with the KK River Sediment Remediation project and describes their respective roles. It also lists parties to agreements related to the project and describes the nature of the agreements.

## **2.4 Chronology of Remedial Action Activities**

Table 2-2 summarizes major events associated with the RA.

## **3. Remedial Action Activities**

---

### **3.1 KK Cell Construction**

The KK Cell was constructed to contain the contaminated sediment dredged from KK River within the CDF. The USACE prepared the preliminary design for the cell to hold 180,000 cubic yards of material, more than the 167,000 cubic yards estimated to be generated during the dredging. CH2M HILL finalized USACE's preliminary design under WA 041-RDRD-6081 (WA 041). Appendix A contains photos of the remedial activities, including KK Cell construction photos. Appendix B contains copies of the KK Cell design drawings.

CH2M HILL issued a subcontract to Freeman Environmental Services of Herron, Illinois, under WA 049 to construct the KK Cell. Freeman and its lower-tiered subcontractor, New Berlin Grading of Waukesha, Wisconsin, constructed the cell between October 16 and December 24, 2008.

Underdrains were installed beneath the cell to channel water from dredged material to a collection sump manhole to aid in dewatering the sediment after placement in the cell. Water was pumped from the collection sump manhole to the MMSD manhole 200 feet west of the KK Cell. A few design modifications became necessary during construction of the cell because of the lack of suitable material available onsite to complete the berms. These design modifications are documented in Appendix B.

### **3.2 Offloading Platform Construction**

An offloading platform was constructed at the CDF to enable offloading of barges during the project. CH2M HILL awarded the Edward E. Gillen Company of Milwaukee, Wisconsin, a subcontract under WA 049 to complete a design and to construct the offloading platform. Gillen completed the final design for the offloading platform in accordance with the requirements provided by USACE. Construction of the offloading platform took place between February 24 and April 15, 2009. Appendix C contains copies of the record drawings of the offloading platform. Appendix A contains a photo of the offloading platform.

### **3.3 Environmental Dredging**

This section describes the dredging process and includes information regarding the major elements of the project. CH2M HILL issued a subcontract to Ryba Marine Construction Company of Cheboygan, Michigan, on May 1, 2009, to perform the dredging and related activities. Appendix A contains photographs of the project work.

#### **3.3.1 Dredging Process**

Ryba mobilized to the site in May 2009. Mobilization consisted of setting up the field office and construction of the CDF infrastructure, including an access road and a concrete offloading pad. Other work consisted of setting up of offloading and dredging equipment

and storage trailers. The dredge barge was a 120- by 45- by 8-foot spud barge. Three material scows, ranging in size from 130 by 35 by 12 feet to 185 by 38 by 15.5 feet, were mobilized to the project area. A 400-horsepower tugboat and a 450-horsepower push boat were used to move the barges and scows around the project area.

Dredging began June 1, 2009. Dredging was performed using a 100-ton crane and a 6-cubic-yard level cut environmental bucket, except in areas where significant amounts of debris or sand precluded its use. In those areas, a conventional clamshell bucket was used. The clamshell bucket was used in the area near Southwind Marine because of the presence of old wooden piles and steel debris, during the removal of an abandoned tugboat *Edward E. Gillen* between station 1+00 and 4+00, where there was a significant amount of sand, and around the bridges where debris was encountered. Figure 3-1 shows the project area, stationing, and properties and other features near the project area.

Dredging was performed continuously in two 12-hour shifts. Maximum daily production was 3,600 cubic yards, while average daily production was 1,300 cubic yards over the 125 days of dredging, including all downtime. Appendix D contains Ryba's weekly dredging progress reports.

### **3.3.2 Disposal in the KK Cell**

#### **3.3.2.1 Transport to the CDF**

The dredged material was transported roughly 3 miles from the project area to the CDF using scows pushed by a tugboat. Figure 1-1 shows the transportation route.

#### **3.3.2.2 Offloading and Debris Management**

The dredged materials were offloaded at the CDF using a 249-horsepower material handler with a 3.5-cubic-yard clamshell bucket and passed through a 24-inch screen to remove oversized debris that could not be disposed of in the CDF. The oversized debris was decontaminated and placed into one of three rolloff bins, depending on whether it was steel, rubber (tires), or miscellaneous debris. The debris was then hauled offsite for recycling or disposal. A total of 173 tons of debris were disposed during the dredging activities.

#### **3.3.2.3 Transfer into the KK Cell**

The screened sediment was pushed down a concrete pad specially constructed by Ryba toward the northeastern corner of the CDF where it entered the cell. In the beginning of the project, Ryba moved the sediment out into the KK Cell by using a long reach excavator. After about 4 weeks of dredging, however, conveying the sediment into the CDF became a bottleneck that reduced efficiency. Ryba mobilized a dragline system that used a Sauerman bucket to move the dredged material into the cell. The dragline system used a series of pulleys and winches to move the bucket back and forth across the cell. A bulldozer was used as a movable anchorage point for the bucket cable, so that the material could be evenly distributed within the cell. The installation and operation of the dragline system eliminated the bottleneck and kept the project on schedule.

### **3.3.3 Turbidity Control**

Turbidity monitoring was required to show compliance with permit-required suspended solids and turbidity criteria (described in Section 4.1.1). Additionally, engineering controls

were required to limit transport of suspended solids outside the project area. Ryba proposed the use of an air bubble curtain at the downstream end of the project area, and the regulatory stakeholders allowed this technology to be implemented. Ryba used silt curtains around the dredging area until the air bubble curtain was operational.

### 3.3.3.1 Silt Curtains

Silt curtains had been used for turbidity control during the first few weeks of dredging while the air curtain was being set up and tested. After about 2 weeks, the air curtain was installed and operational, and the silt curtains were removed. The air curtain created a vigorous bubbling action in the water. Signs were installed at both ends of the air curtain stating “Caution – Bubbler System” so that casual boaters would understand the cause of the bubbling.

Silt curtains proved quite difficult to use in the KK River. The silt curtains would shift during moderate river flow and wind gusts. When the dredge plant needed to be moved, the silt curtain would have to be opened up. This made the silt curtains susceptible to tears. Finally, once the air bubble curtain was installed, the silt curtains were removed from the river entirely.

### 3.3.3.2 Air Bubble Curtain

The air bubble curtain became operational on June 6, 2009. This air bubble curtain consisted of a perforated pipe with specially designed air nozzles installed at the bottom of the river. The pipe ran across the entire center channel of the river and was attached to the protective dolphins on the downstream side of the KK Avenue Bridge. Silt curtains extended between the dolphins and the shorelines (refer to Figure 3-1 for the location of the air bubble curtain). Compressed air was forced continuously through the pipe, creating a wall of bubbles to reduce turbidity passing downstream. The use of the air curtain enabled recreational and project vessels to pass through unimpeded without requiring the labor-intensive task of moving a silt curtain from time to time for vessel passage.

The KK River is subject to seiche effects in Lake Michigan, and flow can temporarily reverse direction (away from the lake). To monitor the frequency of seiche effects and their impact on turbidity control, a flowmeter was used to measure direction and current of the river at a midstream depth from the western side of the southern pier of the KK Avenue Bridge once daily starting on August 4. Based on the daily measurement at the monitoring point, 72 percent of the days the river flowed out toward Lake Michigan, and 28 percent of the days it flowed in from the lake. The average flow velocity was 0.10 ft/sec out toward the lake.

The air curtain operated continuously for the duration of the dredging and sand placement (mid-June until the end of October). Upstream and downstream turbidity monitoring results indicated the only exceedances of turbidity criteria occurred following major storms and were not tied to dredging activities. Over the course of the project, the average downstream turbidity monitoring station reading was 7.2 NTUs less than the upstream station reading (Table 3-1 shows the turbidity monitoring results). In addition to the turbidity monitoring data, evidence of sediment mounding on the upstream side of the air bubble curtain at the conclusion of the project also indicated the air bubble curtain was successful in removing suspended solids from the river.

Appendix E contains air bubble curtain monitoring data.

### **3.3.4 Shoreline Stabilization and Bridge Scour Protection Features**

Scour protection was integrated into the project to ensure that bridge abutments were not affected by dredging.

#### **3.3.4.1 Bridge Scour Protection**

The project area had not been dredged for navigation since the 1940s. All three vehicular traffic bridges in the project area (the Becher Street Bridge, the S. 1st Street Bridge, and the KK Avenue Bridge) were constructed since dredging last was done, and there was concern that lowering the channel depth might increase scour near the bridges. CH2M HILL performed a scour analysis for the bridges owned by the City of Milwaukee. Two were found to be scour critical (the S. 1st Street and S. KK Avenue bridges), and so scour protection in the form of riprap was installed. Appendix F contains the scour analysis report and riprap placement drawings for the three vehicular traffic bridges.

Ryba placed riprap scour protection at the KK Avenue Bridge as part of dredging subcontract because the dredging work made the KK Avenue Bridge scour critical and it had not been scour critical under existing conditions. The City of Milwaukee issued a contract to Ryba to place riprap scour protection at the S. 1st Street Bridge and one-half of the cost of the work was reimbursed with project funds under the Great Lakes Legacy Act because the bridge had an existing scour problem that was worsened by the dredging. The Becher Street Bridge was not made scour critical due to the dredging, and the existing riprap scour protection was left in place during the project. Additional sand was placed just downstream of the Becher Street Bridge (at the upstream end of the project area) to mitigate the impact of headcutting. (Headcutting is the erosion of material when a river or stream transitions from a shallow to deeper channel).

The Canadian Pacific Railway Bridge had an existing scour issue that would have been worsened by dredging. CH2M HILL issued a subcontract to Gillen to design and install a scour protection structure for the bridge consisting of sheet piling and concrete (Canadian Pacific Railway's engineering consultant, Westbrook Associated Engineers of Spring Green, Wisconsin, worked with Gillen on the design). Installation of the structure was performed in February and March 2010. Appendix F contains copies of the record drawings of the structure.

#### **3.3.4.2 Parcel 424 Shoreline Stabilization**

The City of Milwaukee owns Parcel 424, a small, triangular, landlocked parcel between the Canadian Pacific Railway and S. KK Avenue bridges. The parcel has a very steep slope, and its shoreline appeared to be unimproved, although it might have been reinforced with timber sheeting deteriorated since its installation. Figure 3-1 shows the location of Parcel 424. As part of the project, CH2M HILL issued a subcontract to Gillen to design and install a sheet pile wall with tieback anchors to provide long-term stability for the parcel. Installation was performed in August and September, 2009. Appendix G contains copies of the record drawings.

### **3.3.5 Waste Drums Encountered During Dredging**

On August 8, Ryba encountered two 55-gallon drums of unknown contents while dredging. One drum was damaged when it was encountered, and some of its contents spilled into the river. After taking immediate spill containment measures and notifying the National

Response Center spill hotline, the Wisconsin Department of Natural Resources, and the local U.S. Coast Guard office, the drums were transported to the staging area at the CDF.

On August 12, a small metal drum containing a black, tarry substance was encountered while dredging. That drum also was transported to the staging area at the CDF.

Overpack drums were purchased, and the waste drums were placed into the overpack drums on August 13. The drums were sampled for waste characterization on September 23, 2009. Results of the analyses indicated the drums contained hazardous waste. The drums were picked up and disposed of by Badger Disposal of Wisconsin, Inc. (WID988580056). Appendix H contains copies of the disposal documentation.

### **3.3.6 Utility Relocation**

Four utilities required relocation as part of the project. Three are owned by the City: the bridge control cables for the S. 1st Street Bridge, the bridge control cables for the KK Avenue Bridge, and a fiber-optic line providing 911/police/fire communications for the City. The fiber-optic line was removed from service temporarily in May 2009 before dredging began (this could be done because it is a redundant system), and it was reinstalled in August and September 2010 by CableCom, LLC, of Milwaukee under a contract to the City. Ryba replaced the bridge control cables during the dredging under a contract with the City. The relocation work for the S. 1st Street Bridge control cables was performed between September 13 and 16, and relocation work for the KK Avenue Bridge control cables was performed between September 20 and 30, 2009. The fourth utility was a fiber-optic line owned by Rogers Telecom of Toronto. It was relocated during the dredging project by Gabes Construction Company of Sheboygan, Wisconsin. Relocation was completed on July 29, 2009 and the fiber optic line is now well below the dredge elevation. Appendix I contains copies of record drawings for relocated utilities. Figure 3-1 shows the locations of relocated utilities.

### **3.3.7 Coordination with Local Marinas and Coast Guard**

Three marinas operate within the project area: Pier Milwaukee, Milwaukee Marine Yacht Club, and Southwind Marine (Figure 3-1). Project stakeholders worked with marina operators before dredging began to prepare them for the impact on their businesses and to determine if there were ways to minimize impacts to their operations during dredging. Once Ryba was secured as the dredging subcontractor, Ryba worked directly with marina operators to coordinate boat launches in the spring and the return of boats in the fall. Laminated cards with project information were produced and provided to local marinas for distribution to boaters. As the project continued, Ryba and the project team discussed the progress of dredging with the marinas and attempted to address their concerns regarding business impacts.

Project stakeholders discussed the project with the U.S. Coast Guard before dredging began. The Coast Guard issued a Notice to Mariners and updated it during the project.

## **3.4 Sequencing, Testing, and Clearance Procedures**

### **3.4.1 Sequencing**

Dredging was performed in phases to enable it to proceed more efficiently. During Phase 1, sediments were removed to a depth that allowed the fully loaded scows to traverse the

project area. The first phase was conducted from downstream to upstream. During Phase 2, sediments were removed to design depth, proceeding from upstream to downstream. During Phase 3, additional sediment was removed based on the results of confirmation samples collected after the completion of Phase 2. Phase 4 consisted of placing a residuals cover layer over areas that did not meet the cleanup objectives after Phase 3.

The project area was divided into four RMUs (Figure 3-1) for the purpose of establishing areas for confirmation sampling and to determine additional remedial activities for samples in each RMU as it was completed. RMUs 1 and 2 were done this way. Parts of RMU 3 temporarily could not be dredged because of utility relocations at the S. 1st Street Bridge, so some confirmation sampling was done in RMU 4 before dredging was completed in RMU 3.

### **3.4.2 Testing and Clearance**

USEPA determined post-dredge clearance (i.e., deemed complete) of an RMU based upon sediment confirmation sample collection and analysis, and on the results of the bathymetric survey. After Phase 2 of the dredging (dredging to design cut lines) was done in an RMU and verified as completed by interim bathymetric surveys conducted by Ryba, confirmation samples were collected. The samples were submitted to Mitkem Laboratories of Warwick, Rhode Island, through the USEPA Contract Laboratory Program (analysis of samples was not part of WA 049). Samples were analyzed for PCBs and PAHs to identify areas requiring additional removal, a residuals cover layer, or both. After removing the additional sediment and the interim bathymetric surveys determined that Phase 3 was completed in the RMU, a bathymetric survey for payment was conducted.

## **3.5 Placement of Residual Cover Material**

Confirmation sampling was done to guide the course of action following Phase 2 of the dredging. Where sediment left in place following Phase 3 exceeded the cleanup criteria, a residuals cover layer was placed. Confirmation sampling is described in Section 4.1.4.

### **3.5.1 Sand Cover**

The residuals cover layer consisted primarily of sand. Thickness of the sand cover (6 to 48 inches) varied based upon residual contaminant concentrations in the remaining sediment and also on slope stability considerations. Where additional dredging was performed on sideslopes to address residual contamination below the design dredge cuts, sand was placed on the sideslope to bring the final elevation back to design.

Most of the sand was placed using a broadcast spreader on the end of a barge. Some sand was placed by clamshell bucket. The conventional clamshell bucket generally was used in areas that required a thick residuals cover layer (18 inches or greater). The broadcast spreader, which was capable of broadcasting sand in an arc pattern 40 feet across, was used in areas requiring a thinner cover layer (12 inches or less). Use of the sand spreader helped to minimize disturbance of the sediments by spreading the sand over a larger area. Before using the sand spreader on the river, terrestrial performance testing was done to develop operational parameters to control the speed, distance, and direction of the sand particles. This ensured optimum coverage and minimized overplacement.



Johnson Sand and Gravel of New Berlin, Wisconsin, supplied sand for the cover. The sand was washed at the quarry, transported by dump truck to the staging area, and stored until loaded onto the material barges. Three gradation tests were performed before and during sand delivery to show compliance with subcontract specifications. Appendix J contains the gradation test results.

Ryba conducted daily bathymetric surveys to document post-placement conditions, as described in Section 4.1.2.2. Ryba provided the surveys for review and approval by CH2M HILL. An overplacement allowance of 12 inches was granted for placement of sand on sideslopes, and an overplacement allowance of 6 inches was granted for placement of sand in the channel.

A total of 41,899 tons of sand were placed. Figure 3-2 shows the final cover sand thickness areas.

### **3.5.2 Riprap**

Limited riprap placement was done to address residual contamination. The area beneath the center span of S. 1st Street Bridge was covered with riprap because of the presence of slightly elevated PCB concentrations and the potential for higher flow velocities to scour the sand placed there. Riprap was already in place around the bridge piers and abutments for scour protection, and over the top of the relocated bridge control cables. Completely covering the footprint underneath the center span made a more consistent profile. The linear footage of edge transitions from sand/sediment to riprap back to sand/sediment, where erosion can occur, was greatly reduced. Thus, the overall stability of the riprap was improved.

Figure 3-2 shows the areas where riprap was placed, both to address residual contamination and to provide scour protection.

## **3.6 Abandoned Pile Removal**

A secondary benefit of the removal of contaminated sediment from the KK River was improved navigability. Sediment removal exposed dozens of abandoned piles throughout the project area. The project team identified piles that posed a safety or navigation hazard, and CH2M HILL subcontracted with Gillen to remove them. One hundred thirty piles were removed in February and March 2010, decontaminated, and disposed of offsite at a landfill.

Figure 3-3 shows the locations where abandoned piles were removed.

# 4. Monitoring and Post-dredging Conditions

---

## 4.1 Monitoring Activities

Environmental monitoring activities were performed during the project to protect human health and the environment. Monitoring consisted of the following:

- Monitoring river water quality for turbidity (as a surrogate measurement for TSS) during environmental dredging operations
- Conducting a bathymetric survey before dredging operations began, to establish the baseline river bottom profile for payment purposes
- Monitoring water discharged to the MMSD facilities at the CDF for PCBs and turbidity
- Quantifying PCB and PAH concentrations in the sediment remaining after completion of initial dredging to design elevations to determine if additional dredging is required and feasible
- Conducting a bathymetric survey following completion of dredging operations to define the river bottom profile and to determine the volume of sediment removed
- Conducting bathymetric surveys following sand cover placement to document the thickness and volume of cover material placed
- Determining surficial PCB and PAH concentrations following completion of dredging and sand cover placement operations

The Field Sampling Plan (CH2M HILL, 2009a) and Quality Assurance Project Plan (CH2M HILL, 2009b) contain details regarding the sampling activities listed above.

### 4.1.1 River Water Quality Monitoring

Water quality monitoring was performed in the KK River during dredging activities. The project-specific TSS standard was a downstream measurement of less than 80 milligrams per liter (mg/L) above background. Continuous (hourly) turbidity measurements were recorded in nephelometric turbidity units (NTUs) at stations 200 feet upstream and 1,000 feet downstream of the dredge area. Figure 1-1 shows the locations of the turbidity monitoring stations. The flowmeter testing described in Section 3.3.3.2 was used to determine which direction was upstream and downstream, and whichever turbidity monitor was in the upstream direction was considered background.

Turbidity readings in NTUs were used as a surrogate for TSS. During the design, Barr Engineering established a correlation between NTUs and TSS (Barr, 2008). CH2M HILL developed another TSS and turbidity correlation during the dredging that validated the earlier correlation. The correlation was approximately one NTU equals one mg/L TSS; this correlation was used for the duration of the project. Appendix A contains CH2M HILL's TSS and In Situ Turbidity Correlation Technical Memorandum.

The two monitoring stations were in-stream, real-time automated turbidity meters that took readings hourly. The turbidity sensors were deployed at roughly the mid-depth of the channel. Turbidity readings were transferred by cellular modem telemetry, compiled, and made available on a password-protected Web site within 5 minutes of each reading. Data from the turbidity sensors were stored in an integrated data logger that could be accessed if the telemetry system was inoperable. Table 3-1 lists the data recorded by the turbidity monitoring stations during the dredging activities. When the turbidity meters drifted out of calibration, as indicated by repeated negative values, they were taken offline and recalibrated.

Procedures for water sampling and turbidity monitoring are described in the *Kinnickinnic River Field Sampling Plan* (CH2M HILL, 2009).

## **4.1.2 Bathymetric Surveys**

### **4.1.2.1 Bathymetric Surveys for Payment**

Bathymetric surveys for payment purposes were performed before the start of and upon completion of all dredging. Ryba's bathymetric surveying subcontractor, Veolia ES Special Services of Neenah, Wisconsin, performed the bathymetric surveys. Bathymetric surveys were done hydrographically except at locations with shallow water or obstructions, such as docked vessels. The bathymetric surveys were supplemented with data collected using conventional surveying equipment or with data collected by Ryba for its interim surveys. The pre-dredge survey was conducted from May 18 to 29, 2009. The post-dredge survey for RMU 1 (and a part of RMU 2) was conducted on September 11, 2009. The post-dredge survey for RMUs 2, 3, and 4 was conducted on October 2, 2009.

Third party oversight of the bathymetric surveys for payment was provided by Affiliated Researchers of Oscoda, Michigan. Affiliated Researchers was subcontracted to Weston Solutions, Inc., of West Chester, Pennsylvania, which USEPA contracted through a Superfund Technical Assessment and Response Team contract. A representative of Affiliated Researchers participated in all field activities during the surveys for payment, obtained the raw data and processed it independently of Veolia, and worked with Veolia to resolve discrepancies among the final products. Affiliated Researchers also provided oversight reports (see Appendix L) to document its post-dredge bathymetric surveying evaluations.

Bathymetric surveys for payment were completed on 25-foot transects. This ensured that adequate data were collected during the surveys to model the bottom sediment surface accurately. The transects were run perpendicular to the flow of the river (i.e., bank to bank), as that method is the most accurate way to depict the bottom surface model in processing programs because of the triangulation methods used by the software. The data collected during the surveys were processed using Hypack software.

The final volume of sediment removed in Phases 1 and 2 was 137,542 cubic yards. Another 21,061 cubic yards of sediment was removed as part of Phase 3. These totals were adjusted, per the contract requirements, to account for dredging performed beyond the overdredge allowance of 12 inches. The revised total amount dredged on the project is 158,603 cubic yards. Appendix M contains Ryba's final survey, after dredging but before placement of sand.

### 4.1.2.2 Interim Bathymetric Surveys

Ryba performed interim bathymetric surveys as necessary to verify it had completed dredging down to design elevations as the work proceeded. Interim surveys typically were completed daily to document the previous day's work. Ryba was not required to provide results of the interim surveys except once monthly as the basis of progress payments.

During placement of sand for the residuals management layer, Ryba performed interim bathymetric surveys daily to document the post-placement conditions of work done the previous day. Daily surveys were necessary to reduce the chance for sand to be moved by the river current before surveying was done. The final post-sand placement bathymetric survey (Appendix M) was an agglomeration of the daily surveys.

### 4.1.3 CDF Water Monitoring

#### 4.1.3.1 KK Cell Construction Monitoring (2008)

Before construction of the KK Cell could begin, 11 million gallons of water ponded in the center of the KK Cell footprint had to be removed. The Port of Milwaukee held an existing permit with MMSD to allow discharge of accumulated surface water to the sanitary sewer system. The Port secured a contractor, and on June 25, 2008, began to remove the ponded water and to discharge it to the sanitary sewer manhole on the Port of Milwaukee property under the terms of the permit with MMSD.

Since the construction of the KK Cell would involve dewatering from within the soil matrix, CH2M HILL and the Port's consultant, Giles Engineering Associates, Inc., of Waukesha, Wisconsin, collected three water samples on July 9, 2008, and submitted them to a laboratory for PCB analysis. One Aroclor was detected at trace levels in all three samples. Appendix N contains the results of the sampling.

Freeman Environmental Services, Inc. of Herrin, Illinois, took over dewatering of the CDF once it mobilized to begin construction on October 15, 2008. Initially, Freeman pumped surficial water to the sanitary sewer manhole. Once the underdrain sump was constructed, water was pumped from the sump manhole to the sanitary sewer. Dewatering activities for 2008 ended December 24, when construction of the KK Cell was completed. Turbidity readings initially were taken twice a day during Freeman's surficial dewatering, then once daily when work was being done at the CDF. No formal turbidity criterion was established for dewatering in 2008. Turbidity ranged between 22 and 77 NTUs. Table 4-1 summarizes the dewatering activities.

#### 4.1.3.2 2009 Dewatering: Pre-dredging

CH2M HILL started dewatering operations in 2009 using the sump, as soon as temperatures were warm enough. Dewatering began on March 27, 2009. A water sample for analysis of PCBs, semivolatile organic compounds, TSS, metals, and mercury analyses was collected on April 1, 2009, in support of ongoing discussion with MMSD regarding sampling requirements for CDF dewatering during dredging activities. Appendix N contains the analytical results for the sample. Turbidity monitoring also was performed regularly once the water exhibited some cloudiness (starting in late April). Results are reported in Table 4-1. Turbidity ranged from 6 to 24 NTUs before dredging began on June 2, 2009.

#### 4.1.3.3 2009 Dewatering: Post-dredging Startup

Discussions were held among MMSD, the USEPA, the Port, WDNR, and CH2M HILL regarding sampling requirements for ongoing dewatering during disposal of dredged material at the CDF. (Disposal of dredged material began on June 2, 2009.) The MMSD issued a new permit (Appendix O) on May 12, 2009, specifically for dewatering during and after the dredging for the project. Sampling requirements included PCB sampling twice weekly and turbidity monitoring daily. Once compliance was demonstrated for 6 consecutive weeks, PCB sampling was required only once weekly. PCB samples were analyzed by Kap Technologies, Inc., of The Woodlands, Texas, through USEPA's Contract Laboratory Program. Preliminary results were provided within 72 hours after sample receipt. The rapid turnaround time was intended to reduce the volume of water discharged to MMSD if a noncompliance detection occurred. No PCB Aroclors were detected in any CDF water sample during dewatering. Table 4-2 presents complete PCB results. Appendix E contains the analytical reports.

Turbidity readings were obtained as a surrogate for TSS results (Table 4-1). The MMSD permit TSS criterion was 100 mg/L. After June 2, turbidity ranged from 4 to 169 NTUs. Three readings were greater than 100 NTUs. The elevated reading on July 16, 2009, was determined to be from the presence of algae in the water. A sample for laboratory TSS analysis was collected on that date, and the result was 68 mg/L, below the criterion of 100 mg/L in the permit. The other two readings over 100 NTUs occurred on August 19 and October 16, 2009. They were believed to be related to the water level dropping so low in the underdrain manhole sump that the sediment on the bottom of the manhole was picked up. Both times, the pumping rate and pump intake elevation were adjusted, and subsequent turbidity readings were below 100 NTUs.

As part of the permit, MMSD collected samples from the CDF and dredging area and submitted them to its own laboratory for analysis. Samples were collected on July 13 and 16 and August 12, 2009. Appendix E contains the sample results. Samples from the dredging area indicated low levels of PAHs and detection of one PCB Aroclor (1242) at 0.58 µg/L and 0.46 µg/L.

As part of the project agreement with the USACE and the Port, the USEPA agreed to continue dewatering at the CDF for 6 months (not including winter shutdown) following the completion of dredged material placement at the CDF. Dredging material placement ended on October 3, 2009. Dewatering operations stopped for the winter on December 9, 2009, about 2 months later, because of freezing temperatures.

#### 4.1.3.4 2010 Dewatering

Before dewatering resumed in 2010, MMSD issued a permit amendment reducing the frequency of PCB testing to once quarterly. Dewatering resumed on March 25. Water was pumped from several discrete pools on the surface of the CDF and from the underdrain sump manhole. Turbidity results ranged from 6 to 97 NTUs in 2010 (Table 4-1). MMSD collected a sample for PCB, volatiles, and pH analyses on April 27, 2010. Results indicated no detection of PCB Aroclors or volatiles by gas chromatography/mass spectrometry. pH was 6.35. Complete results are included in Appendix N. The last day of dewatering was July 18, 2010, as that date marked the end of the 6-month period after final deposition of dredged materials in the CDF.

#### 4.1.4 Post-dredge Sediment Confirmation Sampling

Following the completion of dredging activities at each RMU, sediment samples were collected using a barge-mounted hollow-stem auger drill rig for PCBs, PAHs, and grain-size analyses. To mitigate the effect of disturbed sediment transport into potential sample locations, sampling within each RMU occurred at the downstream extent and progressed upstream. Sediment core locations were surveyed and recorded using a global positioning system, capable of station positioning ( $x$  and  $y$  coordinates) within 1 meter.

The determination of the proposed sampling locations, numbers of PCB and PAH samples required, and a residuals management decision tree can be found in the *Kinnickinnic River Field Sampling Plan* (CH2M HILL, 2009a). Appendix P contains the residuals management decision tree. While this formed the basis for the post-dredging decision-making process, the project team, consisting of USEPA, WDNR, CH2M HILL, and the Port, met after preliminary sample results were received after each round of confirmation sampling and reviewed the PCB and PAH results location by location. Follow-up remedial action at each location, consisting of no action, additional dredging plus sand placement, or sand placement only, was determined based on consensus (a few locations had riprap placed as a residuals management cover).

Tables B-1 through B-3 in Appendix Q contain complete laboratory results for PCB, PAH, and grain-size analyses for post-dredge confirmation samples (these samples are indicated by station location "SD"). Appendix R contains complete laboratory results for PCB, PAH, and grain-size analyses. Most sample results for PAHs included results for both a standard analysis and a selected ion monitoring analysis. For samples where both analyses were performed, the result of selected ion monitoring was used as the method had much lower reporting limits.

When summing the individual Aroclors and PAHs to achieve a total, a value of one-half the method detection limit typically would be used if the result was reported as non-detect; however, the laboratory did not provide method detection limits for samples as part of its reporting packages. Therefore, a value equal to one-half the reporting limit was used. This was a conservative approach, as method detection limits typically are one-third or less of the reporting limits. When calculating a result for total PCBs, the results for Aroclors 1016, 1221, and 1232 were not included in the total because there were no detections of any of the three Aroclors in any sample for the project. Refer to the data quality evaluation memorandum in Appendix Q.

#### 4.1.5 Final Inspection

Because of the nature of the construction performed, the project team relied upon bathymetric data, poling data, and sample results to determine completion, in lieu of a visual inspection. Based on this data, it was concluded that dredging was completed on October 3, 2009. Similarly, based on daily bathymetric surveying data, it was determined that sand cover placement was completed on October 28, 2009.

#### 4.1.6 Post-remedial Action Grab Sampling

Post-remedial action grab sampling was performed to determine surficial PCB and PAH concentrations following completion of dredging and sand cover placement operations. Thirty-nine locations were sampled with a ponar sampler. The technical memorandum in Appendix S, Supplemental Field Sampling Plan for Post Cover Placement: Kinnickinnic

River Sediment Remediation Project (CH2M HILL, 2009d), contains details regarding the development of the sampling plan. Tables B-1 and B-3 in Appendix Q contain laboratory results for PCB and PAH for ponar grab samples (indicated by station location "PG"). The results were used to calculate the post-remedial action surface-weighted average concentration (SWAC), described in Section 4.2.

## 4.2 Post-remedial Action Surface-Weighted Average Concentration

A post-remedial action SWAC was calculated to determine average PCB and PAH concentrations that remained following dredging and residual cover placement activities. The basis of the SWAC approach is that the exposure domain for receptors is broader than the small areas represented by individual samples, and so an average concentration of the exposure domain should be used. The following methodology was used:

1. Each sediment location was assigned an identifier, so that a SWAC could be calculated.
2. The estimated area of river bottom to be assigned to each sediment location was determined based on polygonal declustering. The method divides the area of influence into polygons, one for each location, with the area of the polygon representing the relative weighting of that sample. The polygons of influence, or Thiessen polygons, are drawn using a geographic information system tool, such that a polygon contains all the area closer to a given sample point than to any other sample point.
3. Upon defining the Thiessen polygons for each sediment sample location, the weighted concentration for each polygon ( $Cw_i$ ) was calculated by multiplying the concentration ( $C_i$ ) by the area ( $A_i$ ), or:

$$Cw_i = C_i \times A_i$$

4. The products of the sediment concentrations and surface areas were summed and the total divided by the total surface area for the creek (or individual reaches) to get a SWAC for the river, or:

$$SWAC_{river} = \frac{\sum_{i=1}^n Cw_i}{A_{river}}$$

The methodology requires that each polygon area be assigned a representative sediment concentration. If a duplicate sample was collected at the location, only the native sample result was used to assign a concentration value. Total PCB and PAH values from the post-remedial action grab sampling were used for the SWAC calculations.

The calculated post-remedial action SWACs for the KK River were 0.44 mg/kg PCBs and 3.7 mg/kg PAHs. Appendix T contains the data and figures supporting the SWAC calculations. Both SWACs were significantly below the remedial action levels of 1 mg/kg for PCBs and 37 mg/kg for PAHs.

### **4.3 Data Quality Evaluation Memorandum**


CH2M HILL performed a data usability analysis after validated results were obtained from the laboratory. Appendix Q contains the data quality memorandum.



## 5. Certification That Remedy Is Operational and Functional

---

Because of the nature of the construction that was performed, the project team relied upon bathymetric data, poling data, and sample results to determine completion in lieu of a visual inspection. Based on these data, it was concluded that dredging was complete on October 3, 2009, and that the placement of sand and riprap was completed on October 28, 2009.



---

Robert Stryker  
Site Manager/CH2M HILL

## 6. Summary of Project Costs

---

The following is a breakdown of the subcontract costs for implementing the RA under CH2M HILL's Work Assignment with USEPA. Under Task 8, Remedial Action Implementation, the following subcontracts were let, with the corresponding final value:

• Freeman (KK Cell construction)	\$980,211.25
• Gillen (offloading platform and Parcel 424)	\$993,315.50
• Ryba (dredging and residuals management cover placement)	\$8,835,436.89
• City of Milwaukee (utilities relocation)	\$1,054,407.53
• Coleman Engineering Company (confirmation sampling)	\$128,392.50
• City of Milwaukee (scour protection at South 1st Street Bridge)	\$51,656.00
• Rogers Telecom, Inc. (fiber-optic line relocation)	\$556,657.97
• Gillen (Canadian Pacific Railway Bridge scour protection and abandoned pile removal)	\$376,271.50
• USACE (oversight costs for CDF work)	\$10,500.00

CH2M HILL's additional costs for labor, overhead, equipment, travel, pollution liability insurance, program support, and fee were approximately \$3,500,000. The estimated total cost of implementing the RA under CH2M HILL's work assignment was \$16,490,000.

## 7. References

---

- Altech Environmental Services, Inc. 2003. *Final Report: Sediment Sampling from the Kinnickinnic River, Milwaukee, Wisconsin*. Prepared for USACE, Detroit District. March.
- Barr Engineering. 2004. *Kinnickinnic River, Wisconsin, Milwaukee Estuary Area of Concern Deepening / Remediation, Concept Design Documentation Report (CDDR)*. Prepared for USACE, Detroit District. April.
- Barr Engineering. 2007. *Kinnickinnic River Dredging Feasibility Study: Slope and Wall Stability Analysis Report*. Prepared for USACE, Detroit District. January.
- Barr Engineering. 2008. *Final Design Report; Kinnickinnic River Sediment Remediation; Milwaukee, Wisconsin*. Prepared for Wisconsin Department of Natural Resources. Minneapolis, Minnesota. March.
- CH2M HILL. 2009a. *Field Sampling Plan, Kinnickinnic River Sediment Remediation Project, Milwaukee, Wisconsin*. September.
- CH2M HILL. 2009b. *Quality Assurance Project Plan, Kinnickinnic River Sediment Remediation Project, Milwaukee, Wisconsin*. September.
- CH2M HILL. 2009c. *Site Management Plan, Kinnickinnic River Sediment Remediation Project, Milwaukee, Wisconsin*. September.
- CH2M HILL. 2009d. *Supplemental Field Sampling Plan for Post Cover Placement: Kinnickinnic River Sediment Remediation Project*. November.
- Wisconsin Department of Natural Resources. 2007. *Summary of Data Sets and Data Quality Evaluation [for Kinnickinnic River]*.

## **Tables**

---

**TABLE 1-1**  
Completion Dates of Remedial Activities

<b>Component of Remedy</b>	<b>Status</b>
Great Lakes Legacy Act Project Agreement signed for remedial action	Completed July 2008
Remedial design of KK Cell	Completed July 2008
Remedial design of offloading platform	Completed October 2008
KK Cell construction at CDF	Completed December 2008
Remedial design of dredging	Completed January 2009
Offloading platform construction at CDF	Completed April 2009
Mobilization of dredging subcontractor	Completed June 2009
Relocation of Rogers Telecom fiber optic line	Completed July 2009
Shoreline stabilization of city-owned parcel	Completed September 2009
Relocation of control cables for City-owned bascule bridges	Completed September 2009
Dredging of contaminated sediment	Completed October 2009
Placement of sand and riprap as residuals cover layers	Completed October 2009
Demobilization of dredging subcontractor	Completed November 2009
Dewatering of sediments at CDF	Winter shutdown December 2009; resumed March 2010; completed July 2010
Removal of abandoned piles in KK River	Completed March 2010
Installation of scour protection for Canadian Pacific Railway Bridge	Completed March 2010
Relocation of City-owned fiber optic telecommunications conduit package near S. Kinnickinnic Avenue Bridge	Completed September 2010

**TABLE 2-1****Contractors, Subcontractors, and Parties to Agreements**

Contractor, Subcontractor, or Party to an Agreement	Short Name	Contracted or Subcontracted To, or Party with which in Agreement	Type of Relationship	Role on Project
Barr Engineering (Minneapolis, Minnesota)	Barr	Wisconsin Department of Natural Resources	Contract	Developed remedial design for dredging to final design phase.
Barr Engineering	Barr	CH2M HILL	Subcontract	Consultation or design support as needed during finalization of remedial design.
CH2M HILL, Inc. (Milwaukee, Wisconsin)	CH2M HILL	USEPA	Contract	Performed supplemental remedial design activities and finalized remedial design. Procured subcontractors to perform remedial activities. Provided oversight and document remedial activities.
Freeman Environmental Services (Herron, Illinois)	Freeman	CH2M HILL	Subcontract	Constructed Kinnickinnic Cell at the confined disposal facility.
The Edward E. Gillen Company (Milwaukee, Wisconsin)	Gillen	CH2M HILL	Subcontract	Finalized design and constructed offloading platform at confined disposal facility. Constructed sheet pile wall at City-owned Parcel 424. Designed and constructed scour protection structure for Canadian Pacific Railway's bridge. Removed abandoned piles from project area.
The Edward E. Gillen Company	Gillen	Individual property owners in the project area	Contract	Designed and installed improvements to existing sheet piling for property owners within the project area.
The Edward E. Gillen Company	Gillen	City of Milwaukee	Contract	Located buried City of Milwaukee-owned utilities that crossed the river in the project area.
Ryba Marine Construction Company (Cheboygan, Michigan)	Ryba	CH2M HILL	Subcontract	Performed environmental dredging, disposed of dredged materials at the confined disposal facility, and placed sand and riprap as cover materials and scour protection.
Veolia ES Special Services (Neenah, Wisconsin)	Veolia	Ryba	Subcontract	Conducted bathymetric surveys for payment.
Weston Solutions, Inc. (West Chester, Pennsylvania)	Weston	USEPA	Contract	Performed 3 <sup>rd</sup> -party oversight of bathymetric surveys for payment.
Affiliated Researchers (Oscoda, Michigan)	Affiliated	Weston	Subcontract	Performed 3 <sup>rd</sup> -party oversight of bathymetric surveys for payment.

**TABLE 2-1****Contractors, Subcontractors, and Parties to Agreements**

Contractor, Subcontractor, or Party to an Agreement	Short Name	Contracted or Subcontracted To, or Party with which in Agreement	Type of Relationship	Role on Project
Midwest Maritime Corps (Milwaukee, Wisconsin)	MMC	Port of Milwaukee	Contract	Performed dewatering activities at the CDF prior to CH2M HILL taking over responsibility for dewatering.
CH2M HILL	CH2M HILL	Canadian Pacific (Minneapolis, Minnesota)	Agreement	Provided scour protection for Canadian Pacific's bridge as part of the project.
City of Milwaukee (Milwaukee, Wisconsin)	City of Milwaukee	CH2M HILL	Agreement	Relocated two sets of bridge control cables and one fiber optic conduit package that interfered with dredging activities. Placed riprap as scour protection for scour critical bridges in the project area.
Ryba Marine Construction Company	Ryba	City of Milwaukee	Contract	Excavated old bridge control cables and installed new bridge control cables for S. 1st Street and S. Kinnickinnic Avenue Bridges. Placed riprap as scour protection at the S. 1st Street Bridge.
New Berlin Grading (Waukesha, Wisconsin)	New Berlin	Freeman	Subcontract	Provided labor and earthmoving equipment for work at the CDF.
New Berlin Grading	New Berlin	Ryba	Subcontract	Provided labor and earthmoving equipment for work at the CDF.
Fondriest Environmental, Inc. (Beavercreek, Ohio)	Fondriest	CH2M HILL	Subcontract	Provided turbidity monitoring stations.
Century Fence Company (Pewaukee, Wisconsin)	Century Fence	Gillen	Subcontract	Constructed chain-link fence at City of Milwaukee-owned Parcel 424.
Milwaukee Fence, Inc. (Milwaukee, Wisconsin)	Milwaukee Fence	Ryba	Subcontract	Replaced temporary chain-link fence at the confined disposal facility.
Rogers Telecom (US) Inc. (Tarrytown, New York)	Rogers	CH2M HILL	Agreement	Relocated Rogers' fiber-optic cable conduit, which had interfered with dredging activities.
Gabe's Construction Co., Inc. (Sheboygan, Wisconsin)	Gabe's Construction	Rogers Telecom (US) Inc.	Contract	Installed directional bore and installed Rogers' fiber optic cable conduit within the bore.
Faith Technologies, Inc. (Milwaukee, Wisconsin)	Faith Technologies	City of Milwaukee	Contract	Performed electrical services associated with relocating control cables for S. 1st Street and S. Kinnickinnic Avenue bridges.
CH2M HILL	CH2M HILL	U.S. Army Corps of Engineers, Detroit District	Agreement	Reimbursed USACE for their oversight costs at the CDF.

**TABLE 2-2**  
Summary of Major Remedial Action Events

Date	Activity
July 14, 2008	Project Agreement between WDNR and USEPA for remedial action was signed.
August 20, 2008	Project kickoff media event held at Paul Davis Restoration Property.
August 26, 2008	Work assignment 049-RARA-1408 issued by USEPA to CH2M HILL.
September 19, 2008	Issued notice of award to Freeman Environmental Services, Inc., for KK Cell construction.
October 6, 2008	Issued notice to proceed to Freeman for KK Cell construction.
October 15, 2008	Freeman began construction of the KK Cell and took over responsibility for dewatering.
November 14, 2008	Issued notice of award to the Edward E. Gillen Co. for design and construction of the offloading platform at the CDF.
November 21, 2008	Issued notice to proceed to Gillen for design of the offloading platform.
December 24, 2008	Completed KK Cell construction at the CDF.
February 24, 2009	Gillen began construction of the offloading platform.
March 27, 2009	CH2M HILL began the CDF dewatering to the MMSD manhole.
March 31, 2009	Issued notice of award of the dredging subcontract to Ryba Marine Construction Company.
April 15, 2009	Gillen completed offloading platform construction.
April 21, 2009	Public poster session and open house held for project.
May 3, 2009	Ryba began mobilization activities for dredging.
May 6, 2009	Ryba completed project office set-up.
May 8, 2009	Ryba completed construction of entrance road to the offloading platform at the CDF.
May 13, 2009	Ryba took over responsibility for dewatering from CH2M HILL at the CDF.
May 14, 2009	Issued notice to proceed to Fondriest Environmental, Inc., to set up turbidity monitoring equipment.
May 24, 2009	Ryba completed mobilization of marine dredging equipment.
May 28, 2009	Fondriest installed turbidity meters in the river.
May 29, 2009	Ryba/Veolia ES Special Services completed pre-dredge bathymetric survey.
May 31, 2009	Ryba completed construction of concrete containment area/decontamination pad at CDF.
May 31, 2009	Ryba completed mobilization of CDF offloading equipment.
May 31, 2009	Ryba installed air bubble curtain for turbidity control.
June 2, 2009	Ryba began Phase 1 dredging and offloading of sediment at the CDF.
June 3, 2009	Dredging kickoff media event held at Commercial Heat Treating property.
June 23, 2009	Ryba completed removal of abandoned tugboat ( <i>Edward E. Gillen</i> ) from the project area.
July 2, 2009	Notice of award for design/construction of scour protection for Canadian Pacific Railway's Bridge issued to Gillen.



**TABLE 2-2**  
Summary of Major Remedial Action Events

<b>Date</b>	<b>Activity</b>
July 8, 2009	Ryba completed installation of dragline system at CDF.
July 10, 2009	Ryba completed Phase 1 dredging and started Phase 2 dredging.
July 13, 2009	TSS sampling performed by CH2M HILL to verify correlation between turbidity and TSS.
July 21, 2009	Issued notice of award of the post-dredge confirmation sampling subcontract to Coleman Engineering.
July 21, 2009	Issued notice to proceed to Gillen for installation of sheet piling along shoreline of city-owned parcel 424.
July 22, 2009	Issued notice to proceed to Gillen for design/construction of scour protection for Canadian Pacific Railway's bridge issued to Gillen.
July 29, 2009	Roger's Telecom completed relocation of their fiber optic line which had interfered with dredging activities.
August 6, 2009	Ryba completed Phase 2 dredging in RMU 1.
August 8, 2009	Ryba encountered two drums of unknown contents while dredging. These were transported to the CDF staging area placed in overpack drums, sampled and analyzed, and disposed of offsite.
August 10–13, 2009	CH2M HILL/Coleman Engineering performed sediment confirmation sampling in RMU1.
August 12, 2009	Ryba encountered a small drum of a black, tarry substance while dredging. This was transported to the CDF staging area, placed in an overpack drum, sampled and analyzed, and disposal of offsite.
August 14, 2009	Ryba completed Phase 2 dredging in RMU 2.
August 18 to 22, 2009	CH2M HILL/Coleman performed sediment confirmation sampling in RMU 2.
August 25, 2009	Ryba began Phase 3 dredging (additional dredging based on confirmation sampling results).
August 25, 2009	Gillen began installation of sheet piling along the shoreline of city-owned parcel 424.
September 1, 2009	Ryba completed Phase 2 dredging in RMU 3 and RMU 4.
September 1 to 3, 2009	CH2M HILL/Coleman performed sediment confirmation sampling in RMU3 and RMU 4 (for portions that were accessible).
September 4, 2009	Gillen completed installation of sheet piling along the shoreline of city-owned parcel 424.
September 11, 2009	Ryba/Veolia performed final bathymetric survey for payment in RMU 1.
September 13–16, 2009	City of Milwaukee removed and replaced bridge control cables at S. 1st Street Bridge.
September 14–15, 2009	CH2M HILL/Coleman performed additional sediment confirmation sampling in RMU 3 and RMU 4 (this completed the confirmation sampling in RMU 4).
September 18, 2009	WE Energies performed removal of a guy wire near the Becher Street Bridge that had interfered with dredging activities.

**TABLE 2-2**  
Summary of Major Remedial Action Events

<b>Date</b>	<b>Activity</b>
September 20–30, 2009	City of Milwaukee removed and replaced bridge control cables at S. KK Avenue Bridge.
September 22, 2009	CH2M HILL performed additional sediment confirmation sampling in RMU 3 (this completed the confirmation sampling in RMU 3).
September 25 to 28, 2009	Ryba performed dredging and sand cover placement under CP's bridge.
September 26, 2009	Ryba started sand cover placement (Phase 4 of the dredging activities).
October 2, 2009	Ryba/Veolia performed final bathymetric survey for payment in RMUs 2, 3, and 4.
October 3, 2009	Ryba completed Phase 3 dredging activities (additional dredging based on confirmation sampling results).
October 28, 2009	Ryba completed sand cover placement (Phase 4 of dredging activities).
October 28, 2009	Ryba completed bathymetric survey of sand cover placement areas.
October 29, 2009	Ryba performed riprap placement beneath center span of S. 1st Street Bridge.
October 30, 2009	CH2M HILL disposed of drums encountered while dredging on August 8 and 12 offsite as hazardous waste based on results of characterization sampling.
November 1, 2009	CH2M HILL took over responsibility for dewatering at CDF from Ryba.
November 2, 2009	Cleanup celebration media event held at Paul Davis Restoration property.
November 4, 2009	Ryba completed demobilization activities related to dredging.
December 9, 2009	CH2M HILL shutdown dewatering operations at CDF for the year with the onset of freezing temperatures.
January 11, 2010	Gillen began removal of originally scoped abandoned piles from the project area.
January 21, 2010	Gillen completed removal of originally scoped abandoned piles from the project area.
February 12, 2010	Gillen began installation of scour protection structure against CP's bridge.
March 1, 2010	Gillen completed sheet piling work associated with the scour protection structure against CP's bridge.
March 3, 2010	Gillen began removal of additional abandoned piles from the project area.
March 5, 2010	Gillen completed removal of additional abandoned piles from the project area.
March 17, 2010	Gillen began placement of concrete associated with the scour protection structure against CP's bridge.
March 19, 2010	Gillen completed placement of concrete associated with the scour protection structure against CP's bridge.
March 25, 2010	CH2M HILL resumed dewatering at CDF.
July 18, 2010	Dewatering at CDF completed.
August 2, 2010	City of Milwaukee's contractor, Cablecom, began relocation of fiber optic conduit package near S. KK Avenue Bridge.
September 3, 2010	Cablecom completed relocation of fiber optic conduit package near S. KK Avenue Bridge.

TABLE 3-1

## Turbidity Readings from In-Stream Monitoring Stations

Time mm/dd/yy h:m	Turbidity (NTUs)		Time mm/dd/yy h:m	Turbidity (NTUs)	
	Upstream	Downstream		Upstream	Downstream
5/29/2009 0:00			5/31/2009 0:00	7.7	13.9
5/29/2009 1:00			5/31/2009 1:00	7.9	15
5/29/2009 2:00			5/31/2009 2:00	8.1	14.6
5/29/2009 3:00			5/31/2009 3:00	8.3	13.8
5/29/2009 4:00			5/31/2009 4:00	8	12.2
5/29/2009 5:00			5/31/2009 5:00	9	13
5/29/2009 6:00			5/31/2009 6:00	8.6	12.4
5/29/2009 7:00			5/31/2009 7:00	7.8	12.6
5/29/2009 8:00			5/31/2009 8:00	7.7	10.9
5/29/2009 9:00			5/31/2009 9:00	8.1	12.7
5/29/2009 10:00			5/31/2009 10:00	8.4	13.6
5/29/2009 11:00			5/31/2009 11:00	9.1	12.3
5/29/2009 12:00	16		5/31/2009 12:00	8.9	12.6
5/29/2009 13:00	15.2	14.3	5/31/2009 13:00	8.6	11.3
5/29/2009 14:00	14.7	13.9	5/31/2009 14:00	8.7	11.4
5/29/2009 15:00	15.2	10.7	5/31/2009 15:00	8.3	10.7
5/29/2009 16:00			5/31/2009 16:00	9.5	11.6
5/29/2009 17:00	13.8	12.2	5/31/2009 17:00	10.2	11
5/29/2009 18:00	14.1	15.9	5/31/2009 18:00	9.1	10.7
5/29/2009 19:00	13.2	12.7	5/31/2009 19:00	9.6	12.1
5/29/2009 20:00	13.6	11.2	5/31/2009 20:00	16.5	14.7
5/29/2009 21:00	11.8	11.5	5/31/2009 21:00	11.1	17
5/29/2009 22:00	11.7	11.3	5/31/2009 22:00	11.2	12.7
5/29/2009 23:00	11.6	10.6	5/31/2009 23:00	12.3	15.2
5/30/2009 0:00	10.4	10.5	6/1/2009 0:00	11.2	13.5
5/30/2009 1:00	10.9	10.7	6/1/2009 1:00	11	13.9
5/30/2009 2:00	11.3	11.6	6/1/2009 2:00	14.6	13.4
5/30/2009 3:00	11	18.6	6/1/2009 3:00	11.8	14.3
5/30/2009 4:00	10.2	17.4	6/1/2009 4:00	13.3	14.2
5/30/2009 5:00	10	15.6	6/1/2009 5:00	12.3	14.6
5/30/2009 6:00	10.4	21.4	6/1/2009 6:00	12.4	14.4
5/30/2009 7:00	8.9	14	6/1/2009 7:00	14.9	14.2
5/30/2009 8:00	8.9	20	6/1/2009 8:00	14.5	13.8
5/30/2009 9:00	8.3	26	6/1/2009 9:00	16.9	13.4
5/30/2009 10:00	8.7	26.1	6/1/2009 10:00	18.3	14
5/30/2009 11:00	8.6	59.8	6/1/2009 11:00	16	14.7
5/30/2009 12:00	8.5	21.1	6/1/2009 12:00	13.2	15.1
5/30/2009 13:00	9.2	27.8	6/1/2009 13:00	16.9	13.5
5/30/2009 14:00	8.6	23	6/1/2009 14:00	17	15
5/30/2009 15:00	8.3	19.4	6/1/2009 15:00	16.7	16.3
5/30/2009 16:00	8.7	20.1	6/1/2009 16:00	14.1	15.3
5/30/2009 17:00	8	19.7	6/1/2009 17:00	16.3	15
5/30/2009 18:00	9.1	19.3	6/1/2009 18:00	16.6	15
5/30/2009 19:00	8.6	17.7	6/1/2009 19:00	18.3	15.2
5/30/2009 20:00	11.1	17.9	6/1/2009 20:00	17.1	14.5
5/30/2009 21:00	7.9	18	6/1/2009 21:00	16.5	14.5
5/30/2009 22:00	8.7	18.4	6/1/2009 22:00	15.4	14.6
5/30/2009 23:00	8.3	14	6/1/2009 23:00	22.3	14.3

TABLE 3-1

## Turbidity Readings from In-Stream Monitoring Stations

Time mm/dd/yy h:m	Turbidity (NTUs)		Time mm/dd/yy h:m	Turbidity (NTUs)	
	Upstream	Downstream		Upstream	Downstream
6/2/2009 0:00	17.3	15.4	6/4/2009 0:00	9.9	10.9
6/2/2009 1:00	17.7	14.3	6/4/2009 1:00	9	11
6/2/2009 2:00	17.4	15.4	6/4/2009 2:00	9	9.3
6/2/2009 3:00	17	13.7	6/4/2009 3:00	8.2	9
6/2/2009 4:00	16.6	12.7	6/4/2009 4:00	7.9	9.3
6/2/2009 5:00	19.8	13.8	6/4/2009 5:00	7.9	12
6/2/2009 6:00	18.3	13	6/4/2009 6:00	7.8	14.2
6/2/2009 7:00	17.2	13.5	6/4/2009 7:00	7.9	11.4
6/2/2009 8:00	17.3	13.5	6/4/2009 8:00	7.5	11.7
6/2/2009 9:00	17.5	13.3	6/4/2009 9:00	7.9	11.1
6/2/2009 10:00	16.6	12.6	6/4/2009 10:00	7.7	12.2
6/2/2009 11:00	16.3	14.8	6/4/2009 11:00	7.9	11.2
6/2/2009 12:00	17.2	13.2	6/4/2009 12:00	---	9.6
6/2/2009 13:00	17.3	12.8	6/4/2009 13:00	---	13.5
6/2/2009 14:00	15.2	14.9	6/4/2009 14:00	---	13.1
6/2/2009 15:00	14.1	12.9	6/4/2009 15:00	---	12.5
6/2/2009 16:00	16.1	13.3	6/4/2009 16:00	---	13.9
6/2/2009 17:00	15.6	14.5	6/4/2009 17:00	---	13.9
6/2/2009 18:00	15.2	13.9	6/4/2009 18:00	---	15.7
6/2/2009 19:00	14.2	12.2	6/4/2009 19:00	---	13.8
6/2/2009 20:00	13.3	11.7	6/4/2009 20:00	---	16
6/2/2009 21:00	16.2	12.1	6/4/2009 21:00	---	13
6/2/2009 22:00	12.7	12.3	6/4/2009 22:00	---	13.1
6/2/2009 23:00	15	11.5	6/4/2009 23:00	---	13.4
6/3/2009 0:00	12.4	12.3	6/5/2009 0:00	---	13.1
6/3/2009 1:00	12.1	13.4	6/5/2009 1:00	---	12.3
6/3/2009 2:00	11.7	12.1	6/5/2009 2:00	---	13.3
6/3/2009 3:00	11.2	12.7	6/5/2009 3:00	---	10.3
6/3/2009 4:00	11.5	14.3	6/5/2009 4:00	---	11.1
6/3/2009 5:00	11	14.8	6/5/2009 5:00	---	13.9
6/3/2009 6:00	10.1	14	6/5/2009 6:00	---	13.8
6/3/2009 7:00	10.6	13.3	6/5/2009 7:00	---	14.3
6/3/2009 8:00	10.1	13.8	6/5/2009 8:00	---	13.7
6/3/2009 9:00	10	13.9	6/5/2009 9:00	---	15.8
6/3/2009 10:00	10.4	14.8	6/5/2009 10:00	---	13.9
6/3/2009 11:00	9.9	13.5	6/5/2009 11:00	---	15.5
6/3/2009 12:00	10.7	10.6	6/5/2009 12:00	---	14.1
6/3/2009 13:00	10.4	11.4	6/5/2009 13:00	---	14.2
6/3/2009 14:00	10.6	10.5	6/5/2009 14:00	---	13.6
6/3/2009 15:00	10.3	10	6/5/2009 15:00	---	11.7
6/3/2009 16:00	10.7	10.5	6/5/2009 16:00	---	18.3
6/3/2009 17:00	11	10.7	6/5/2009 17:00	4.2	12.4
6/3/2009 18:00	10.8	10.5	6/5/2009 18:00	4.8	11.2
6/3/2009 19:00	9.9	10.9	6/5/2009 19:00	4.3	10.6
6/3/2009 20:00	10.1	10.6	6/5/2009 20:00	4.6	11
6/3/2009 21:00	9.4	11.4	6/5/2009 21:00	4.6	10.1
6/3/2009 22:00	9.7	9.6	6/5/2009 22:00	4.8	10.3
6/3/2009 23:00	8.6	9.9	6/5/2009 23:00	4.2	10.2

TABLE 3-1

## Turbidity Readings from In-Stream Monitoring Stations

Time mm/dd/yy h:m	Turbidity (NTUs)		Time mm/dd/yy h:m	Turbidity (NTUs)	
	Upstream	Downstream		Upstream	Downstream
6/6/2009 0:00	4.7	7.8	6/8/2009 0:00	6.1	14.9
6/6/2009 1:00	4.5	10.8	6/8/2009 1:00	6.7	14.9
6/6/2009 2:00	4.1	9.8	6/8/2009 2:00	5.8	14
6/6/2009 3:00	4.3	12.4	6/8/2009 3:00	5.1	32.2
6/6/2009 4:00	4.2	11.5	6/8/2009 4:00	9.4	16.1
6/6/2009 5:00	4.4	20.3	6/8/2009 5:00	39.8	20.3
6/6/2009 6:00	3.9	10.8	6/8/2009 6:00	67.6	49.3
6/6/2009 7:00	4	12.4	6/8/2009 7:00	58.3	56.5
6/6/2009 8:00	5.4	27.5	6/8/2009 8:00	48.9	78
6/6/2009 9:00	3.9	12.6	6/8/2009 9:00	41.5	89.8
6/6/2009 10:00	4.2	12.6	6/8/2009 10:00	41.2	81.1
6/6/2009 11:00	4.6	12.6	6/8/2009 11:00	38	62.4
6/6/2009 12:00	5	14.2	6/8/2009 12:00	35.1	71.8
6/6/2009 13:00	5.1	13	6/8/2009 13:00	35.3	79.7
6/6/2009 14:00	4.9	12.8	6/8/2009 14:00	33.9	62.9
6/6/2009 15:00	5.8	47.7	6/8/2009 15:00	31.6	57.3
6/6/2009 16:00	5.4	12.4	6/8/2009 16:00	32.4	36.6
6/6/2009 17:00	5.4	11.6	6/8/2009 17:00	27.9	23.9
6/6/2009 18:00	5.8	13.4	6/8/2009 18:00	29.3	20.3
6/6/2009 19:00	6.3	14.5	6/8/2009 19:00	26.5	31.1
6/6/2009 20:00	5.6	15.5	6/8/2009 20:00	29.4	40.4
6/6/2009 21:00	6.6	13.1	6/8/2009 21:00	32.5	47.5
6/6/2009 22:00	6.4	12.5	6/8/2009 22:00	29.1	45.3
6/6/2009 23:00	6.5	13.2	6/8/2009 23:00	26.2	44.4
6/7/2009 0:00	6.5	14	6/9/2009 0:00	26.8	40.8
6/7/2009 1:00	5	14.5	6/9/2009 1:00	25.5	48.6
6/7/2009 2:00	5.5	10.5	6/9/2009 2:00	24.8	46.5
6/7/2009 3:00	5.8	9.8	6/9/2009 3:00	25.2	48.1
6/7/2009 4:00	5.7	8.6	6/9/2009 4:00	24	44.7
6/7/2009 5:00	5.1	8.3	6/9/2009 5:00	23	39.1
6/7/2009 6:00	5.7	9.3	6/9/2009 6:00	23.4	41.7
6/7/2009 7:00	5.5	9.1	6/9/2009 7:00	22.1	44.3
6/7/2009 8:00	5.6	9.1	6/9/2009 8:00	21.6	48.2
6/7/2009 9:00	4.8	8.7	6/9/2009 9:00	21.7	41.3
6/7/2009 10:00	4.7	9	6/9/2009 10:00	24	44.3
6/7/2009 11:00	5.8	9.9	6/9/2009 11:00	21.8	35.5
6/7/2009 12:00	6.6	10.6	6/9/2009 12:00	20.7	38.4
6/7/2009 13:00	5.3	10.6	6/9/2009 13:00	20.3	39.6
6/7/2009 14:00	5.2	9.1	6/9/2009 14:00	19.7	38.8
6/7/2009 15:00	5.6	11.1	6/9/2009 15:00	20.6	35.3
6/7/2009 16:00	5.7	10.4	6/9/2009 16:00	19	36.5
6/7/2009 17:00	6.5	11.4	6/9/2009 17:00	18.6	33.2
6/7/2009 18:00	7	10.9	6/9/2009 18:00	16.6	41.4
6/7/2009 19:00	7.9	12.9	6/9/2009 19:00	19.4	40.6
6/7/2009 20:00	7.1	12	6/9/2009 20:00	18.2	34.3
6/7/2009 21:00	7.9	12	6/9/2009 21:00	18.2	36.2
6/7/2009 22:00	6.1	12.5	6/9/2009 22:00	20.8	38.8
6/7/2009 23:00	6.5	13.2	6/9/2009 23:00	17.3	41.9

TABLE 3-1

## Turbidity Readings from In-Stream Monitoring Stations

Time mm/dd/yy h:m	Turbidity (NTUs)		Time mm/dd/yy h:m	Turbidity (NTUs)	
	Upstream	Downstream		Upstream	Downstream
6/10/2009 0:00	17.6	42.2	6/12/2009 0:00	4	45.9
6/10/2009 1:00	19.6	43.8	6/12/2009 1:00	4.3	32.8
6/10/2009 2:00	16.1	39	6/12/2009 2:00	3.7	34.9
6/10/2009 3:00	19	49	6/12/2009 3:00	3.1	34
6/10/2009 4:00	19.2	34.7	6/12/2009 4:00	3.3	28.4
6/10/2009 5:00	22.1	35.6	6/12/2009 5:00	2.1	34.3
6/10/2009 6:00	21.1	44.8	6/12/2009 6:00	3.1	52.9
6/10/2009 7:00	18.7	30.8	6/12/2009 7:00	2.3	34.8
6/10/2009 8:00	18.3	34.5	6/12/2009 8:00	3	33
6/10/2009 9:00	16.6	41.4	6/12/2009 9:00	2.5	35.7
6/10/2009 10:00	16.1	48.2	6/12/2009 10:00	3.3	40.9
6/10/2009 11:00	21.4	31.9	6/12/2009 11:00	3.5	34
6/10/2009 12:00	23.7	46.6	6/12/2009 12:00	3.5	29.1
6/10/2009 13:00	20.3	49.8	6/12/2009 13:00	2.8	31.6
6/10/2009 14:00	21.2	36.2	6/12/2009 14:00	2.7	26.4
6/10/2009 15:00	20.1	32.8	6/12/2009 15:00	4.1	34.4
6/10/2009 16:00	18.5	23.5	6/12/2009 16:00	3.7	24.9
6/10/2009 17:00	17.9	25.8	6/12/2009 17:00	3.7	28.3
6/10/2009 18:00	18.9	34	6/12/2009 18:00	3.7	32.7
6/10/2009 19:00	16.9	28.8	6/12/2009 19:00	4.1	30.3
6/10/2009 20:00	17.3	34.3	6/12/2009 20:00	3.6	29.9
6/10/2009 21:00	15.3	33.1	6/12/2009 21:00	3.5	28.5
6/10/2009 22:00	13.5	36.3	6/12/2009 22:00	3.5	25.2
6/10/2009 23:00	13.3	29.7	6/12/2009 23:00	3.9	22.6
6/11/2009 0:00	12.2	30.1	6/13/2009 0:00	3.3	23.8
6/11/2009 1:00	11.8	27.1	6/13/2009 1:00	3.8	24.9
6/11/2009 2:00	11.8	24.7	6/13/2009 2:00	3.3	25.7
6/11/2009 3:00	11.2	25.4	6/13/2009 3:00	3.6	24.1
6/11/2009 4:00	10.8	27.6	6/13/2009 4:00	3.4	30.3
6/11/2009 5:00	12.9	29.3	6/13/2009 5:00	3.9	25.7
6/11/2009 6:00	10.3	29.3	6/13/2009 6:00	4.7	25.3
6/11/2009 7:00	9.9	32.2	6/13/2009 7:00	3.7	27.7
6/11/2009 8:00	9.1	46	6/13/2009 8:00	3.5	25.5
6/11/2009 9:00	8.5	29.5	6/13/2009 9:00	3.4	24.2
6/11/2009 10:00	8.8	41.5	6/13/2009 10:00	3.3	24.7
6/11/2009 11:00	6.8	34	6/13/2009 11:00	3.3	39.1
6/11/2009 12:00	6.9	39.7	6/13/2009 12:00	3.2	37.2
6/11/2009 13:00	7.4	33	6/13/2009 13:00	210.3	21.9
6/11/2009 14:00	6.4	40.6	6/13/2009 14:00	17.8	18.6
6/11/2009 15:00	5.8	29.4	6/13/2009 15:00	4.1	29.3
6/11/2009 16:00	5.4	66.5	6/13/2009 16:00	5.3	28.4
6/11/2009 17:00	5.6	58.8	6/13/2009 17:00	4.3	23.9
6/11/2009 18:00	5	61.3	6/13/2009 18:00	3.9	19.6
6/11/2009 19:00	4.8	88.2	6/13/2009 19:00	4.2	20.9
6/11/2009 20:00	4.6	56	6/13/2009 20:00	4.9	24.3
6/11/2009 21:00	4.4	50.8	6/13/2009 21:00	5.5	38.7
6/11/2009 22:00	4.3	39	6/13/2009 22:00	4.1	26
6/11/2009 23:00	4.1	39.3	6/13/2009 23:00	5.1	42.2

TABLE 3-1

## Turbidity Readings from In-Stream Monitoring Stations

Time mm/dd/yy h:m	Turbidity (NTUs)		Time mm/dd/yy h:m	Turbidity (NTUs)	
	Upstream	Downstream		Upstream	Downstream
6/14/2009 0:00	4.9	25.7	6/16/2009 0:00	2.9	20.9
6/14/2009 1:00	4.1	19.9	6/16/2009 1:00	4.2	20
6/14/2009 2:00	4.5	22.3	6/16/2009 2:00	4.6	18.5
6/14/2009 3:00	4	17.4	6/16/2009 3:00	4.9	260.8
6/14/2009 4:00	4.3	18.6	6/16/2009 4:00	11.8	22.8
6/14/2009 5:00	4.1	19.4	6/16/2009 5:00	3.7	21.9
6/14/2009 6:00	5	20.8	6/16/2009 6:00	6.2	23.8
6/14/2009 7:00	5.9	23.1	6/16/2009 7:00	7	28
6/14/2009 8:00	4.6	39.4	6/16/2009 8:00	5.8	24.8
6/14/2009 9:00	5.2	17.4	6/16/2009 9:00	5.3	27.8
6/14/2009 10:00	4.6	27.7	6/16/2009 10:00	6.1	24.5
6/14/2009 11:00	4.7	22.1	6/16/2009 11:00	7	24.1
6/14/2009 12:00	4.7	23.3	6/16/2009 12:00	6.6	7.9
6/14/2009 13:00	5.9	64.6	6/16/2009 13:00	---	4.1
6/14/2009 14:00	6.7	32.9	6/16/2009 14:00	31.1	4
6/14/2009 15:00	6.2	23.9	6/16/2009 15:00	31.2	6.5
6/14/2009 16:00	5.6	27.8	6/16/2009 16:00	30.5	1.4
6/14/2009 17:00	6.2	74.4	6/16/2009 17:00	30.6	4.9
6/14/2009 18:00	7.2	32.7	6/16/2009 18:00	30.6	4.1
6/14/2009 19:00	4.8	38.6	6/16/2009 19:00	30.5	2.6
6/14/2009 20:00	5.2	31.4	6/16/2009 20:00	30.3	3.1
6/14/2009 21:00	5.1	25	6/16/2009 21:00	29.9	3.4
6/14/2009 22:00	4.9	65.2	6/16/2009 22:00	29.5	2.8
6/14/2009 23:00	4.7	34	6/16/2009 23:00	29.8	-0.8
6/15/2009 0:00	4.9	26	6/17/2009 0:00	29.7	0.6
6/15/2009 1:00	5.4	29.9	6/17/2009 1:00	29.4	0.8
6/15/2009 2:00	4.8	54.1	6/17/2009 2:00	29.8	-1.3
6/15/2009 3:00	4.5	25.6	6/17/2009 3:00	29.7	-0.2
6/15/2009 4:00	4.6	70.7	6/17/2009 4:00	30.5	-0.2
6/15/2009 5:00	5.7	35.4	6/17/2009 5:00	30.9	-2.2
6/15/2009 6:00	5.1	31.2	6/17/2009 6:00	29.2	-0.5
6/15/2009 7:00	5.4	42	6/17/2009 7:00	29.1	-1
6/15/2009 8:00	5.7	41.1	6/17/2009 8:00	29.1	-1.6
6/15/2009 9:00	5.9	67.7	6/17/2009 9:00	30.1	-2.1
6/15/2009 10:00	684.3	19	6/17/2009 10:00	29.1	-2.5
6/15/2009 11:00	5.4	23.9	6/17/2009 11:00	29.4	-2
6/15/2009 12:00	5.4	22.4	6/17/2009 12:00	29.8	0
6/15/2009 13:00	4.6	25.3	6/17/2009 13:00	30.1	0.5
6/15/2009 14:00	5.1	23.3	6/17/2009 14:00	29.9	0.5
6/15/2009 15:00	5	21.8	6/17/2009 15:00	29.2	1.2
6/15/2009 16:00	4.7	41.2	6/17/2009 16:00	29.2	-1.9
6/15/2009 17:00	5.7	53.5	6/17/2009 17:00	30.8	-0.8
6/15/2009 18:00	5.1	20.4	6/17/2009 18:00	30.8	-1.3
6/15/2009 19:00	5.1	26.5	6/17/2009 19:00	31	0.1
6/15/2009 20:00	4	20.6	6/17/2009 20:00	30.7	-0.7
6/15/2009 21:00	4.8	25.4	6/17/2009 21:00	30.3	0.1
6/15/2009 22:00	5.3	18.3	6/17/2009 22:00	30.2	-1.2
6/15/2009 23:00	5	26.9	6/17/2009 23:00	30.5	1.3

TABLE 3-1

## Turbidity Readings from In-Stream Monitoring Stations

Time mm/dd/yy h:m	Turbidity (NTUs)		Time mm/dd/yy h:m	Turbidity (NTUs)	
	Upstream	Downstream		Upstream	Downstream
6/18/2009 0:00	30.7	0.1	6/20/2009 0:00	98.6	131.2
6/18/2009 1:00	30.2	0.3	6/20/2009 1:00	82.7	90.6
6/18/2009 2:00	29.8	-1.2	6/20/2009 2:00	74.4	59
6/18/2009 3:00	30.1	0.5	6/20/2009 3:00	56.4	44
6/18/2009 4:00	30	-0.4	6/20/2009 4:00	49.3	67.6
6/18/2009 5:00	30.2	1.3	6/20/2009 5:00	51.1	53
6/18/2009 6:00	30.8	1.3	6/20/2009 6:00	42.4	51.3
6/18/2009 7:00	30.6	-0.3	6/20/2009 7:00	41.8	41.6
6/18/2009 8:00	30.6	0.1	6/20/2009 8:00	42.4	38.5
6/18/2009 9:00	31.6	1.2	6/20/2009 9:00	39	36.6
6/18/2009 10:00	30.1	2.1	6/20/2009 10:00	40.6	34.9
6/18/2009 11:00	30.9	-0.6	6/20/2009 11:00	40.3	30.1
6/18/2009 12:00	30	0.4	6/20/2009 12:00	38	26.4
6/18/2009 13:00	31.5	2	6/20/2009 13:00	42.1	25.4
6/18/2009 14:00	31.1	2.3	6/20/2009 14:00	40.8	24.7
6/18/2009 15:00	31.4	3.5	6/20/2009 15:00	40.6	23.2
6/18/2009 16:00	31.4	2.6	6/20/2009 16:00	41.8	21
6/18/2009 17:00	32.5	1.9	6/20/2009 17:00	44.7	23.4
6/18/2009 18:00	34.5	4	6/20/2009 18:00	41.3	20.5
6/18/2009 19:00	37.5	1.2	6/20/2009 19:00	40.1	19.2
6/18/2009 20:00	38.2	2.7	6/20/2009 20:00	40	18.6
6/18/2009 21:00	39.8	4.5	6/20/2009 21:00	43.7	15.3
6/18/2009 22:00	45	3.2	6/20/2009 22:00	45.3	14.9
6/18/2009 23:00	38.8	2.5	6/20/2009 23:00	41.9	16.6
6/19/2009 0:00	35.1	3.2	6/21/2009 0:00	43.3	14
6/19/2009 1:00	209.2	323	6/21/2009 1:00	39.2	12.9
6/19/2009 2:00	243	360.6	6/21/2009 2:00	38.9	13.2
6/19/2009 3:00	270.4	485.1	6/21/2009 3:00	41.5	11.5
6/19/2009 4:00	179.9	302	6/21/2009 4:00	44.3	12.1
6/19/2009 5:00	135.3	182.2	6/21/2009 5:00	52.4	9.7
6/19/2009 6:00	99.7	151.7	6/21/2009 6:00	42.9	8.7
6/19/2009 7:00	80.2	107.3	6/21/2009 7:00	42.2	7.7
6/19/2009 8:00	76.4	84.8	6/21/2009 8:00	46.6	8.3
6/19/2009 9:00	66.8	62.4	6/21/2009 9:00	52.9	5.6
6/19/2009 10:00	53.5	55.4	6/21/2009 10:00	44.8	5.8
6/19/2009 11:00	57.4	56.6	6/21/2009 11:00	55.8	3.5
6/19/2009 12:00	63.4	50.9	6/21/2009 12:00	44.9	2.5
6/19/2009 13:00	58.3	40	6/21/2009 13:00	44.9	1.5
6/19/2009 14:00	52.7	41.6	6/21/2009 14:00	47	1.4
6/19/2009 15:00	64.2	31.3	6/21/2009 15:00	56	1.3
6/19/2009 16:00	67.5	17.7	6/21/2009 16:00	47.9	0.6
6/19/2009 17:00	68.8	14.3	6/21/2009 17:00	41.2	0.2
6/19/2009 18:00	63.8	10.1	6/21/2009 18:00	53.5	1.9
6/19/2009 19:00	68.9	12.3	6/21/2009 19:00	49	0.1
6/19/2009 20:00	65.4	9.9	6/21/2009 20:00	42.7	76
6/19/2009 21:00	157.8	26.3	6/21/2009 21:00	42.9	-2.6
6/19/2009 22:00	228.2	99.1	6/21/2009 22:00	44.2	-3.1
6/19/2009 23:00	154.8	144.8	6/21/2009 23:00	41.7	-3.2



TABLE 3-1

## Turbidity Readings from In-Stream Monitoring Stations

Time mm/dd/yy h:m	Turbidity (NTUs)		Time mm/dd/yy h:m	Turbidity (NTUs)	
	Upstream	Downstream		Upstream	Downstream
6/22/2009 0:00	46.5	-2.9	6/24/2009 0:00	32.2	-3.8
6/22/2009 1:00	44.6	-3.9	6/24/2009 1:00	32.8	-4.4
6/22/2009 2:00	49.2	-3.3	6/24/2009 2:00	31	-4.2
6/22/2009 3:00	39.7	-6.1	6/24/2009 3:00	31.1	-6.4
6/22/2009 4:00	44.4	-4.7	6/24/2009 4:00	31	-7.2
6/22/2009 5:00	34.9	-6.3	6/24/2009 5:00	30.8	-7
6/22/2009 6:00	36.3	-6.1	6/24/2009 6:00	30.9	-5
6/22/2009 7:00	37.3	300.5	6/24/2009 7:00	30.4	-6.6
6/22/2009 8:00	38.3	875.8	6/24/2009 8:00	30	-3.1
6/22/2009 9:00	33.1	-7.5	6/24/2009 9:00	30.1	-7.5
6/22/2009 10:00	38.5	9.9	6/24/2009 10:00	30.1	-6.1
6/22/2009 11:00	45.1	-7	6/24/2009 11:00	29.9	-6.1
6/22/2009 12:00	40.4	-3.7	6/24/2009 12:00	30.1	-5.3
6/22/2009 13:00	39.7	-8.3	6/24/2009 13:00	30	-6.1
6/22/2009 14:00	36.6	-7.8	6/24/2009 14:00	30.4	-4
6/22/2009 15:00	40.2	-4.8	6/24/2009 15:00	30.3	-3.6
6/22/2009 16:00	35.1	-5.7	6/24/2009 16:00	30.5	-2.9
6/22/2009 17:00	39.9	-6.8	6/24/2009 17:00	30.2	-4.7
6/22/2009 18:00	36.6	-7.3	6/24/2009 18:00	29.4	-3.2
6/22/2009 19:00	33.7	-4.8	6/24/2009 19:00	30.3	-4.4
6/22/2009 20:00	36	-5.2	6/24/2009 20:00	30.3	-3.3
6/22/2009 21:00	33.8	-8.2	6/24/2009 21:00	29.9	-3.8
6/22/2009 22:00	35.3	-6.2	6/24/2009 22:00	28.3	-6.4
6/22/2009 23:00	35.1	-7.4	6/24/2009 23:00	30.2	-7.5
6/23/2009 0:00	34.9	-7	6/25/2009 0:00	30.3	-8.1
6/23/2009 1:00	32.8	-9.8	6/25/2009 1:00	29.7	-9.5
6/23/2009 2:00	33.7	-10	6/25/2009 2:00	31.4	-6.4
6/23/2009 3:00	31.3	-7.8	6/25/2009 3:00	32.2	-4.8
6/23/2009 4:00	32	-7.7	6/25/2009 4:00	31.9	-7.9
6/23/2009 5:00	35.4	-8	6/25/2009 5:00	30.6	-8.7
6/23/2009 6:00	33.8	-9	6/25/2009 6:00	33.3	-6.5
6/23/2009 7:00	32.9	-10.7	6/25/2009 7:00	32.6	-1.9
6/23/2009 8:00	32.8	-7	6/25/2009 8:00	33.2	2.8
6/23/2009 9:00	33.4	-11.3	6/25/2009 9:00	4.8	2.7
6/23/2009 10:00	34.2	-7.6	6/25/2009 10:00	3.9	3.5
6/23/2009 11:00	32.3	-6.4	6/25/2009 11:00	4.1	6.8
6/23/2009 12:00	34.8	-7.2	6/25/2009 12:00	5.4	10.2
6/23/2009 13:00	35.7	-7.5	6/25/2009 13:00	7.8	8.3
6/23/2009 14:00	35.5	-5.8	6/25/2009 14:00	5.5	3.6
6/23/2009 15:00	32.6	-8.3	6/25/2009 15:00	8.6	6.2
6/23/2009 16:00	35.6	-6.6	6/25/2009 16:00	5.4	6.7
6/23/2009 17:00	32.4	-6.7	6/25/2009 17:00	7.5	8.1
6/23/2009 18:00	34.8	-6.1	6/25/2009 18:00	6	8.5
6/23/2009 19:00	32.7	-6.3	6/25/2009 19:00	5.4	6.7
6/23/2009 20:00	32.3	-6.2	6/25/2009 20:00	6.7	7.2
6/23/2009 21:00	31.3	-4	6/25/2009 21:00	7	9.2
6/23/2009 22:00	31.4	-6.8	6/25/2009 22:00	6.4	5.5
6/23/2009 23:00	32	-6.4	6/25/2009 23:00	5.6	8.4

TABLE 3-1

## Turbidity Readings from In-Stream Monitoring Stations

Time mm/dd/yy h:m	Turbidity (NTUs)		Time mm/dd/yy h:m	Turbidity (NTUs)	
	Upstream	Downstream		Upstream	Downstream
6/26/2009 0:00	5.4	5.6	6/28/2009 0:00	13.5	5.4
6/26/2009 1:00	4.1	5.2	6/28/2009 1:00	10.8	6.3
6/26/2009 2:00	5.6	6	6/28/2009 2:00	10.8	6.2
6/26/2009 3:00	5.1	5.6	6/28/2009 3:00	10.8	7.9
6/26/2009 4:00	5.7	4.1	6/28/2009 4:00	8.2	5.6
6/26/2009 5:00	4.8	6.9	6/28/2009 5:00	8	7.6
6/26/2009 6:00	4.3	6.4	6/28/2009 6:00	6.8	12.4
6/26/2009 7:00	3.1	9.2	6/28/2009 7:00	7.3	7.1
6/26/2009 8:00	4.6	5.9	6/28/2009 8:00	6.4	10.1
6/26/2009 9:00	4.5	6.9	6/28/2009 9:00	5.5	6.3
6/26/2009 10:00	3.5	6	6/28/2009 10:00	6.2	9.4
6/26/2009 11:00	4.4	7.7	6/28/2009 11:00	6	6.5
6/26/2009 12:00	4.1	6.9	6/28/2009 12:00	5.7	8.9
6/26/2009 13:00	3.8	5.2	6/28/2009 13:00	5.6	8.4
6/26/2009 14:00	3.6	7.1	6/28/2009 14:00	7.8	9.1
6/26/2009 15:00	2.7	7.2	6/28/2009 15:00	8.7	8.7
6/26/2009 16:00	2.4	3.2	6/28/2009 16:00	6.1	8.3
6/26/2009 17:00	2.5	3.6	6/28/2009 17:00	9.9	10.5
6/26/2009 18:00	2.9	3.7	6/28/2009 18:00	8.1	10.3
6/26/2009 19:00	3.4	4.7	6/28/2009 19:00	5.7	7.6
6/26/2009 20:00	4.2	5.3	6/28/2009 20:00	11.9	11.8
6/26/2009 21:00	3.4	4.1	6/28/2009 21:00	5.1	7.8
6/26/2009 22:00	2.8	3.9	6/28/2009 22:00	6.9	10.5
6/26/2009 23:00	3.5	6.9	6/28/2009 23:00	5.7	7.7
6/27/2009 0:00	1.8	3.3	6/29/2009 0:00	5.5	7
6/27/2009 1:00	3.3	4.3	6/29/2009 1:00	5.9	7.7
6/27/2009 2:00	3.7	3.4	6/29/2009 2:00	5.3	7.5
6/27/2009 3:00	3.4	4.9	6/29/2009 3:00	4.4	7.5
6/27/2009 4:00	4.4	7.5	6/29/2009 4:00	4.8	6.3
6/27/2009 5:00	1.8	3.8	6/29/2009 5:00	4.7	7.6
6/27/2009 6:00	4.1	4.7	6/29/2009 6:00	5	8.2
6/27/2009 7:00	3.4	5.7	6/29/2009 7:00	4.8	8.3
6/27/2009 8:00	3.4	6.3	6/29/2009 8:00	4.9	8.1
6/27/2009 9:00	2.8	4.5	6/29/2009 9:00	3.9	7.4
6/27/2009 10:00	3.7	8.4	6/29/2009 10:00	11.1	8.3
6/27/2009 11:00	3.3	4.8	6/29/2009 11:00	7	6.5
6/27/2009 12:00	4.7	6.4	6/29/2009 12:00	9.9	8.7
6/27/2009 13:00	7.7	8.1	6/29/2009 13:00	7.3	6.1
6/27/2009 14:00	10.6	7.6	6/29/2009 14:00	6.8	6.3
6/27/2009 15:00	9.4	7.4	6/29/2009 15:00	9.5	5.8
6/27/2009 16:00	13	7.3	6/29/2009 16:00	20.6	4.5
6/27/2009 17:00	11.4	10	6/29/2009 17:00	5.8	8.5
6/27/2009 18:00	7.7	6.6	6/29/2009 18:00	13.5	6.9
6/27/2009 19:00	7	7.9	6/29/2009 19:00	11.8	13.3
6/27/2009 20:00	10.8	9.2	6/29/2009 20:00	13	6.6
6/27/2009 21:00	11.7	5.5	6/29/2009 21:00	10.5	8.6
6/27/2009 22:00	11.8	4.2	6/29/2009 22:00	7.9	9.1
6/27/2009 23:00	18.6	12.6	6/29/2009 23:00	8.7	10.1

TABLE 3-1

## Turbidity Readings from In-Stream Monitoring Stations

Time mm/dd/yy h:m	Turbidity (NTUs)		Time mm/dd/yy h:m	Turbidity (NTUs)	
	Upstream	Downstream		Upstream	Downstream
6/30/2009 0:00	7.4	5.3	7/2/2009 0:00	5.9	2.7
6/30/2009 1:00	7.5	6.3	7/2/2009 1:00	8.4	4.2
6/30/2009 2:00	6.5	3.5	7/2/2009 2:00	8.4	3.8
6/30/2009 3:00	7.6	8.7	7/2/2009 3:00	9.7	8.7
6/30/2009 4:00	7.4	4.2	7/2/2009 4:00	6.7	5.3
6/30/2009 5:00	6.9	7.3	7/2/2009 5:00	8.8	3.3
6/30/2009 6:00	6.6	5.1	7/2/2009 6:00	8.3	5.2
6/30/2009 7:00	8.4	3.7	7/2/2009 7:00	8.5	6.8
6/30/2009 8:00	10.3	5.5	7/2/2009 8:00	7.1	5.8
6/30/2009 9:00	9.4	4.4	7/2/2009 9:00	7.6	10.3
6/30/2009 10:00	7.9	3.9	7/2/2009 10:00	9.9	12.5
6/30/2009 11:00	8.4	4.8	7/2/2009 11:00	7.6	8.7
6/30/2009 12:00	10.1	7.1	7/2/2009 12:00	5.9	7.4
6/30/2009 13:00	9.2	5.1	7/2/2009 13:00	7.1	7.8
6/30/2009 14:00	7.5	5.8	7/2/2009 14:00	6.9	10.8
6/30/2009 15:00	9.1	5.3	7/2/2009 15:00	5.7	10.4
6/30/2009 16:00	14.6	8.7	7/2/2009 16:00	7.9	10.2
6/30/2009 17:00	9.2	6.9	7/2/2009 17:00	4.7	9.6
6/30/2009 18:00	9.7	5.1	7/2/2009 18:00	6.3	9.2
6/30/2009 19:00	8.8	5.4	7/2/2009 19:00	5.8	9.4
6/30/2009 20:00	9.5	5.8	7/2/2009 20:00	4.9	15.6
6/30/2009 21:00	9	3.5	7/2/2009 21:00	5.5	8.9
6/30/2009 22:00	6.9	4.2	7/2/2009 22:00	6.1	8.4
6/30/2009 23:00	9	5.6	7/2/2009 23:00	6.1	8.5
7/1/2009 0:00	7.8	3.5	7/3/2009 0:00	6.4	8
7/1/2009 1:00	5.4	3.2	7/3/2009 1:00	7.2	9.3
7/1/2009 2:00	7	2.8	7/3/2009 2:00	7	7.3
7/1/2009 3:00	8.2	2.7	7/3/2009 3:00	6.4	8
7/1/2009 4:00	7.7	2.8	7/3/2009 4:00	6.2	7.5
7/1/2009 5:00	7.6	2.9	7/3/2009 5:00	6.6	7.8
7/1/2009 6:00	6.7	3.1	7/3/2009 6:00	5.1	6.7
7/1/2009 7:00	7.7	3	7/3/2009 7:00	7.8	9.1
7/1/2009 8:00	8.5	3.3	7/3/2009 8:00	8.2	7
7/1/2009 9:00	8.2	3.2	7/3/2009 9:00	7.3	6.7
7/1/2009 10:00	7.4	4.5	7/3/2009 10:00	6.6	6.3
7/1/2009 11:00	7.4	6.7	7/3/2009 11:00	7.6	6.2
7/1/2009 12:00	5.8	3.4	7/3/2009 12:00	6	5.3
7/1/2009 13:00	7.3	3	7/3/2009 13:00	6.2	5
7/1/2009 14:00	6.9	4.3	7/3/2009 14:00	7.3	5.9
7/1/2009 15:00	7.1	3.2	7/3/2009 15:00	5.7	5.2
7/1/2009 16:00	8.2	3.5	7/3/2009 16:00	3.9	8.4
7/1/2009 17:00	6.2	2.2	7/3/2009 17:00	5.1	7.3
7/1/2009 18:00	6.9	2.3	7/3/2009 18:00	6.2	6.5
7/1/2009 19:00	8.8	2.9	7/3/2009 19:00	7.6	7.3
7/1/2009 20:00	8.1	4.1	7/3/2009 20:00	8.5	9.1
7/1/2009 21:00	6.3	4.4	7/3/2009 21:00	4.8	6.4
7/1/2009 22:00	10.6	2.7	7/3/2009 22:00	6.4	7.5
7/1/2009 23:00	10.2	3.1	7/3/2009 23:00	6.9	7.5

TABLE 3-1

## Turbidity Readings from In-Stream Monitoring Stations

Time mm/dd/yy h:m	Turbidity (NTUs)		Time mm/dd/yy h:m	Turbidity (NTUs)	
	Upstream	Downstream		Upstream	Downstream
7/4/2009 0:00	5	7.1	7/6/2009 0:00	5.7	3.6
7/4/2009 1:00	5.6	8.4	7/6/2009 1:00	4.2	2.8
7/4/2009 2:00	5.2	6.2	7/6/2009 2:00	5	2.3
7/4/2009 3:00	4.4	6.4	7/6/2009 3:00	5.7	2.7
7/4/2009 4:00	4.2	5.8	7/6/2009 4:00	6.7	2.4
7/4/2009 5:00	4.9	5.6	7/6/2009 5:00	7.4	1.6
7/4/2009 6:00	8.9	5.9	7/6/2009 6:00	5.5	2
7/4/2009 7:00	6.7	6.6	7/6/2009 7:00	6.2	6
7/4/2009 8:00	9.3	7	7/6/2009 8:00	7.3	2.3
7/4/2009 9:00	7.3	5.4	7/6/2009 9:00	8	4.2
7/4/2009 10:00	7.4	5.4	7/6/2009 10:00	5.8	2.8
7/4/2009 11:00	6.5	5.3	7/6/2009 11:00	6.7	5.4
7/4/2009 12:00	6	4.6	7/6/2009 12:00	10.1	7.5
7/4/2009 13:00	6.2	6.1	7/6/2009 13:00	9.4	7.6
7/4/2009 14:00	6.8	6.1	7/6/2009 14:00	8.7	3.6
7/4/2009 15:00	5.7	5.3	7/6/2009 15:00	8.4	9.1
7/4/2009 16:00	7.3	5.6	7/6/2009 16:00	9.2	7.2
7/4/2009 17:00	4.1	5.9	7/6/2009 17:00	9.1	7.9
7/4/2009 18:00	5.1	4.4	7/6/2009 18:00	6.5	4.3
7/4/2009 19:00	5.3	4.8	7/6/2009 19:00	8.6	10.4
7/4/2009 20:00	6.2	6	7/6/2009 20:00	7.6	3
7/4/2009 21:00	5.5	5.6	7/6/2009 21:00	10.3	5.2
7/4/2009 22:00	6.8	4.1	7/6/2009 22:00	7.2	2.4
7/4/2009 23:00	5.2	3.5	7/6/2009 23:00	8.4	3.4
7/5/2009 0:00	6	3.3	7/7/2009 0:00	9.9	5.4
7/5/2009 1:00	6.3	3.3	7/7/2009 1:00	7.8	2.5
7/5/2009 2:00	5.5	3.7	7/7/2009 2:00	8.4	3
7/5/2009 3:00	6.4	3.1	7/7/2009 3:00	6.2	4.5
7/5/2009 4:00	7.4	3.6	7/7/2009 4:00	7.2	5
7/5/2009 5:00	6.5	3.7	7/7/2009 5:00	6.1	5.9
7/5/2009 6:00	5	2.5	7/7/2009 6:00	8.2	5.2
7/5/2009 7:00	4.7	2.3	7/7/2009 7:00	11.5	6.7
7/5/2009 8:00	6.9	2.4	7/7/2009 8:00	11.1	5.2
7/5/2009 9:00	9.1	3.5	7/7/2009 9:00	10.2	4.1
7/5/2009 10:00	8.2	2.9	7/7/2009 10:00	7.7	3.3
7/5/2009 11:00	6.5	3.3	7/7/2009 11:00	8.6	2.6
7/5/2009 12:00	7.2	4.7	7/7/2009 12:00	9.9	4
7/5/2009 13:00	8.8	4.4	7/7/2009 13:00	19	4.6
7/5/2009 14:00	9.7	3.3	7/7/2009 14:00	11.1	1.8
7/5/2009 15:00	6.1	3.1	7/7/2009 15:00	5.9	2.3
7/5/2009 16:00	6.8	4.3	7/7/2009 16:00	6.8	2.7
7/5/2009 17:00	4.4	4.7	7/7/2009 17:00	5.8	5
7/5/2009 18:00	6	6.1	7/7/2009 18:00	7.5	5.9
7/5/2009 19:00	8.7	6.1	7/7/2009 19:00	9.5	7.4
7/5/2009 20:00	9.3	6.7	7/7/2009 20:00	9.6	4.1
7/5/2009 21:00	8.7	2.8	7/7/2009 21:00	8.3	7.3
7/5/2009 22:00	5.7	2.4	7/7/2009 22:00	6.9	2.9
7/5/2009 23:00	6.1	2.7	7/7/2009 23:00	11.3	3.2

TABLE 3-1

## Turbidity Readings from In-Stream Monitoring Stations

Time mm/dd/yy h:m	Turbidity (NTUs)		Time mm/dd/yy h:m	Turbidity (NTUs)	
	Upstream	Downstream		Upstream	Downstream
7/8/2009 0:00	11.2	3.4	7/10/2009 0:00	5.5	8.3
7/8/2009 1:00	13.6	4.1	7/10/2009 1:00	6.5	9.1
7/8/2009 2:00	15.5	3.6	7/10/2009 2:00	5.4	8.8
7/8/2009 3:00	12.7	5	7/10/2009 3:00	5	8.2
7/8/2009 4:00	15.8	4.6	7/10/2009 4:00	4.7	7.5
7/8/2009 5:00	11.3	4.8	7/10/2009 5:00	4.1	8
7/8/2009 6:00	10.9	4.3	7/10/2009 6:00	5.4	7.5
7/8/2009 7:00	12.4	2.5	7/10/2009 7:00	5.4	11.1
7/8/2009 8:00	7.6	2.9	7/10/2009 8:00	5.8	9.9
7/8/2009 9:00	11.4	3.7	7/10/2009 9:00	4.9	8.9
7/8/2009 10:00	9.2	2.8	7/10/2009 10:00	8.3	9.1
7/8/2009 11:00	10.1	7.2	7/10/2009 11:00	5.6	8.2
7/8/2009 12:00	13.2	4.7	7/10/2009 12:00	7.7	7.3
7/8/2009 13:00	14.2	4.9	7/10/2009 13:00	7.9	7.7
7/8/2009 14:00	10.5	5	7/10/2009 14:00	9.8	10
7/8/2009 15:00	11.5	3.9	7/10/2009 15:00	7.4	7.6
7/8/2009 16:00	14	5.3	7/10/2009 16:00	7.6	7.6
7/8/2009 17:00	11.8	5.3	7/10/2009 17:00	5.8	8.5
7/8/2009 18:00	14.9	8.9	7/10/2009 18:00	6.3	9.2
7/8/2009 19:00	8.5	5.9	7/10/2009 19:00	7.8	8.6
7/8/2009 20:00	10.9	6	7/10/2009 20:00	7.4	10.4
7/8/2009 21:00	10.3	5.7	7/10/2009 21:00	8.1	9.4
7/8/2009 22:00	10.6	4.7	7/10/2009 22:00	8.5	9
7/8/2009 23:00	9.8	3.3	7/10/2009 23:00	5.5	6.7
7/9/2009 0:00	9.4	3.1	7/11/2009 0:00	5.3	8.8
7/9/2009 1:00	9.6	5.1	7/11/2009 1:00	6.2	9.1
7/9/2009 2:00	8.5	4.9	7/11/2009 2:00	6	9
7/9/2009 3:00	9	5.4	7/11/2009 3:00	5.1	9.4
7/9/2009 4:00	9.8	4.8	7/11/2009 4:00	5.2	8.3
7/9/2009 5:00	8.1	4.5	7/11/2009 5:00	5.8	8.1
7/9/2009 6:00	9	8.4	7/11/2009 6:00	6.4	10.2
7/9/2009 7:00	9.6	7.9	7/11/2009 7:00	9.8	10
7/9/2009 8:00	7.3	8.7	7/11/2009 8:00	14.3	9.8
7/9/2009 9:00	7.1	10.7	7/11/2009 9:00	5.8	11
7/9/2009 10:00	7.5	11.5	7/11/2009 10:00	9.9	11.6
7/9/2009 11:00	7.4	10.5	7/11/2009 11:00	12.1	10.3
7/9/2009 12:00	7.3	23.1	7/11/2009 12:00	15.8	12
7/9/2009 13:00	8.7	14.3	7/11/2009 13:00	22.5	12.2
7/9/2009 14:00	8.9	12.4	7/11/2009 14:00	10.1	10
7/9/2009 15:00	10	13.6	7/11/2009 15:00	12.6	12.6
7/9/2009 16:00	7.7	12.7	7/11/2009 16:00	8.8	10.6
7/9/2009 17:00	7.2	11	7/11/2009 17:00	8.3	10.2
7/9/2009 18:00	8.9	11.9	7/11/2009 18:00	7.5	10.3
7/9/2009 19:00	9.6	11.6	7/11/2009 19:00	7.5	9.8
7/9/2009 20:00	6.3	9.9	7/11/2009 20:00	8	10.6
7/9/2009 21:00	5.9	8.8	7/11/2009 21:00	7.5	10
7/9/2009 22:00	5.8	12.3	7/11/2009 22:00	8.1	8.9
7/9/2009 23:00	6	10.4	7/11/2009 23:00	7.2	9.1

TABLE 3-1

## Turbidity Readings from In-Stream Monitoring Stations

Time mm/dd/yy h:m	Turbidity (NTUs)		Time mm/dd/yy h:m	Turbidity (NTUs)	
	Upstream	Downstream		Upstream	Downstream
7/12/2009 0:00	8.5	7.5	7/14/2009 0:00	5.9	5.7
7/12/2009 1:00	7.8	9.9	7/14/2009 1:00	5.1	6.7
7/12/2009 2:00	7.1	10.2	7/14/2009 2:00	6.7	8
7/12/2009 3:00	7	10.4	7/14/2009 3:00	6.6	6.3
7/12/2009 4:00	6.3	10.9	7/14/2009 4:00	5.6	7.3
7/12/2009 5:00	7.9	8.2	7/14/2009 5:00	5	5.6
7/12/2009 6:00	7.3	8.4	7/14/2009 6:00	6.6	6.9
7/12/2009 7:00	8.9	8.8	7/14/2009 7:00	5.5	8
7/12/2009 8:00	7.4	9.6	7/14/2009 8:00	7.4	6.9
7/12/2009 9:00	7.4	10.8	7/14/2009 9:00	6.5	8.4
7/12/2009 10:00	5.9	6.7	7/14/2009 10:00	5.8	10.8
7/12/2009 11:00	6.9	6.2	7/14/2009 11:00	9.5	10.3
7/12/2009 12:00	10.3	6.3	7/14/2009 12:00	9.4	6.9
7/12/2009 13:00	8.6	7.8	7/14/2009 13:00	8.6	7.8
7/12/2009 14:00	6.7	8.9	7/14/2009 14:00	8.9	10.2
7/12/2009 15:00	6.7	10.3	7/14/2009 15:00	6.4	9.4
7/12/2009 16:00	5.8	9.1	7/14/2009 16:00	10	10.3
7/12/2009 17:00	7	6.6	7/14/2009 17:00	10	12.3
7/12/2009 18:00	7.4	7.7	7/14/2009 18:00	12.1	10.2
7/12/2009 19:00	6.7	9.1	7/14/2009 19:00	10.4	7
7/12/2009 20:00	7.6	6.6	7/14/2009 20:00	10.4	8.3
7/12/2009 21:00	6.6	7.6	7/14/2009 21:00	9.1	8.9
7/12/2009 22:00	7.7	16.6	7/14/2009 22:00	10.6	7.4
7/12/2009 23:00	4.9	6.6	7/14/2009 23:00	9.8	8.4
7/13/2009 0:00	6.3	4.9	7/15/2009 0:00	7.8	10.2
7/13/2009 1:00	5.1	7.7	7/15/2009 1:00	8.2	8.6
7/13/2009 2:00	8.1	8.3	7/15/2009 2:00	8.4	10.3
7/13/2009 3:00	5.9	7.4	7/15/2009 3:00	10.9	10.4
7/13/2009 4:00	7.6	7.3	7/15/2009 4:00	6.7	9.5
7/13/2009 5:00	6.8	6.5	7/15/2009 5:00	12.2	11.2
7/13/2009 6:00	5.7	5.1	7/15/2009 6:00	11.2	11
7/13/2009 7:00	6.6	5.6	7/15/2009 7:00	3.1	10.6
7/13/2009 8:00	6.9	5.1	7/15/2009 8:00	8.1	13
7/13/2009 9:00	7.2	5.7	7/15/2009 9:00	9.7	15.1
7/13/2009 10:00	7.4	6.7	7/15/2009 10:00	10.8	18.2
7/13/2009 11:00	6.8	6.8	7/15/2009 11:00	13.7	16.9
7/13/2009 12:00	5.3	6.5	7/15/2009 12:00	18.1	13.3
7/13/2009 13:00	5.7	6.9	7/15/2009 13:00	15.3	12.9
7/13/2009 14:00	6.1	6.3	7/15/2009 14:00	16.1	21.4
7/13/2009 15:00	4	6.3	7/15/2009 15:00	14.5	13.2
7/13/2009 16:00	4.4	7.1	7/15/2009 16:00	13.7	12.5
7/13/2009 17:00	4.9	6.9	7/15/2009 17:00	13.7	11.1
7/13/2009 18:00	6.7	10	7/15/2009 18:00	12.1	11.1
7/13/2009 19:00	6.1	6.7	7/15/2009 19:00	12.9	9.7
7/13/2009 20:00	5.5	7.3	7/15/2009 20:00	11.6	14.3
7/13/2009 21:00	5.1	7.8	7/15/2009 21:00	11.9	12.5
7/13/2009 22:00	4.9	6.9	7/15/2009 22:00	10	11.9
7/13/2009 23:00	6.9	6.1	7/15/2009 23:00	11	8.6

TABLE 3-1

## Turbidity Readings from In-Stream Monitoring Stations

Time mm/dd/yy h:m	Turbidity (NTUs)		Time mm/dd/yy h:m	Turbidity (NTUs)	
	Upstream	Downstream		Upstream	Downstream
7/16/2009 0:00	11	10.3	7/18/2009 0:00	15.1	10.6
7/16/2009 1:00	10.9	11.4	7/18/2009 1:00	14.2	10.4
7/16/2009 2:00	10.7	12.6	7/18/2009 2:00	11.9	11
7/16/2009 3:00	10.6	21	7/18/2009 3:00	17.2	12
7/16/2009 4:00	11.2	15.1	7/18/2009 4:00	13.5	10.1
7/16/2009 5:00	9.6	18.9	7/18/2009 5:00	13.1	11.2
7/16/2009 6:00	10.4	16	7/18/2009 6:00	9.8	13.5
7/16/2009 7:00	8.8	15	7/18/2009 7:00	8.7	29
7/16/2009 8:00	10.2	13.1	7/18/2009 8:00	12.1	11.7
7/16/2009 9:00	10.2	12.9	7/18/2009 9:00	17.9	12.5
7/16/2009 10:00	9.3	10.3	7/18/2009 10:00	16.2	8.6
7/16/2009 11:00	8	10.9	7/18/2009 11:00	12.6	10.6
7/16/2009 12:00	8	11.8	7/18/2009 12:00	12.1	12.1
7/16/2009 13:00	10.9	12.9	7/18/2009 13:00	8.4	10.4
7/16/2009 14:00	14.2	14.5	7/18/2009 14:00	7.5	9.9
7/16/2009 15:00	12.9	12	7/18/2009 15:00	8.1	7.7
7/16/2009 16:00	9.3	12.1	7/18/2009 16:00	9.3	17
7/16/2009 17:00	11.3	10	7/18/2009 17:00	16.7	14.9
7/16/2009 18:00	7.7	12.6	7/18/2009 18:00	10.2	9
7/16/2009 19:00	11.3	10.3	7/18/2009 19:00	13	8.7
7/16/2009 20:00	9.4	12.7	7/18/2009 20:00	10.4	7.1
7/16/2009 21:00	12.5	11.5	7/18/2009 21:00	10.1	8
7/16/2009 22:00	21.6	11.5	7/18/2009 22:00	6.1	6.8
7/16/2009 23:00	12.4	7.2	7/18/2009 23:00	8.5	9.1
7/17/2009 0:00	17.7	9.5	7/19/2009 0:00	11	8.8
7/17/2009 1:00	22.1	9.7	7/19/2009 1:00	17.6	9.5
7/17/2009 2:00	14.6	6.9	7/19/2009 2:00	14.9	6.4
7/17/2009 3:00	20	9.1	7/19/2009 3:00	9.1	8.9
7/17/2009 4:00	15.7	10.7	7/19/2009 4:00	11.4	9.2
7/17/2009 5:00	21.5	11.3	7/19/2009 5:00	15	8.6
7/17/2009 6:00	22.4	11.1	7/19/2009 6:00	13.1	7.4
7/17/2009 7:00	23	12.4	7/19/2009 7:00	17	6.5
7/17/2009 8:00	33.5	10.7	7/19/2009 8:00	11.6	10.5
7/17/2009 9:00	15.5	9.9	7/19/2009 9:00	14.1	15.8
7/17/2009 10:00	27.8	11.9	7/19/2009 10:00	9.4	13.6
7/17/2009 11:00	53.6	10.8	7/19/2009 11:00	10.8	11.7
7/17/2009 12:00	26.2	9.1	7/19/2009 12:00	12.4	9.1
7/17/2009 13:00	16.6	10.7	7/19/2009 13:00	10.2	26.1
7/17/2009 14:00	15.8	10.9	7/19/2009 14:00	7.4	14.2
7/17/2009 15:00	20.9	11.6	7/19/2009 15:00	9	17.9
7/17/2009 16:00	22.4	11.7	7/19/2009 16:00	8	13.7
7/17/2009 17:00	13.9	11	7/19/2009 17:00	7.5	12.2
7/17/2009 18:00	21.6	9.5	7/19/2009 18:00	13.3	15.9
7/17/2009 19:00	20.2	8.8	7/19/2009 19:00	11.4	10.6
7/17/2009 20:00	16.7	8.9	7/19/2009 20:00	12.4	11.2
7/17/2009 21:00	13.7	10.1	7/19/2009 21:00	9.9	11.7
7/17/2009 22:00	14.7	10.3	7/19/2009 22:00	13.4	8.5
7/17/2009 23:00	13.2	10.6	7/19/2009 23:00	12.9	9.4

TABLE 3-1

## Turbidity Readings from In-Stream Monitoring Stations

Time mm/dd/yy h:m	Turbidity (NTUs)		Time mm/dd/yy h:m	Turbidity (NTUs)	
	Upstream	Downstream		Upstream	Downstream
7/20/2009 0:00	13.2	9.3	7/22/2009 0:00	18.3	9
7/20/2009 1:00	12.1	8.3	7/22/2009 1:00	17.4	4.9
7/20/2009 2:00	10.9	6.9	7/22/2009 2:00	15.6	5.7
7/20/2009 3:00	16.2	9.1	7/22/2009 3:00	12.5	5.8
7/20/2009 4:00	14.5	9.6	7/22/2009 4:00	10.9	5.2
7/20/2009 5:00	14	9.5	7/22/2009 5:00	15.5	3.5
7/20/2009 6:00	11.8	9.4	7/22/2009 6:00	13.6	6.3
7/20/2009 7:00	10.9	8	7/22/2009 7:00	14.1	4
7/20/2009 8:00	11	5.8	7/22/2009 8:00	19.6	3.7
7/20/2009 9:00	9.2	20	7/22/2009 9:00	12.9	4.7
7/20/2009 10:00	9.7	9.2	7/22/2009 10:00	19.9	3.4
7/20/2009 11:00	14.5	8	7/22/2009 11:00	19.3	3.8
7/20/2009 12:00	10.2	7.4	7/22/2009 12:00	22.4	4.8
7/20/2009 13:00	13.8	6.5	7/22/2009 13:00	21.6	4
7/20/2009 14:00	9.8	5.2	7/22/2009 14:00	16	3.4
7/20/2009 15:00	10.2	5.7	7/22/2009 15:00	13.7	3.4
7/20/2009 16:00	15.4	6.2	7/22/2009 16:00	17.3	4
7/20/2009 17:00	11.3	8.4	7/22/2009 17:00	12.3	3.9
7/20/2009 18:00	15.2	8.1	7/22/2009 18:00	11.5	6.1
7/20/2009 19:00	10.4	8.3	7/22/2009 19:00	13.4	6.9
7/20/2009 20:00	13.1	8.2	7/22/2009 20:00	14.4	6.7
7/20/2009 21:00	11.4	11.3	7/22/2009 21:00	16.9	7.7
7/20/2009 22:00	12.9	6	7/22/2009 22:00	15.4	5.5
7/20/2009 23:00	5.6	5.9	7/22/2009 23:00	15.1	4.4
7/21/2009 0:00	14.1	4.5	7/23/2009 0:00	17.7	4.3
7/21/2009 1:00	18.8	4.5	7/23/2009 1:00	15.9	4.3
7/21/2009 2:00	8.9	5.1	7/23/2009 2:00	14.8	7.8
7/21/2009 3:00	14.6	7.4	7/23/2009 3:00	17.5	11
7/21/2009 4:00	15.2	6	7/23/2009 4:00	15.3	9.1
7/21/2009 5:00	14.6	4.6	7/23/2009 5:00	12.2	9.1
7/21/2009 6:00	12.9	6.1	7/23/2009 6:00	11.9	12.2
7/21/2009 7:00	14	5.3	7/23/2009 7:00	15.6	11.4
7/21/2009 8:00	21.6	5.8	7/23/2009 8:00	12.3	7.8
7/21/2009 9:00	20.1	7.3	7/23/2009 9:00	15.1	6.1
7/21/2009 10:00	20	6.7	7/23/2009 10:00	14.1	7.7
7/21/2009 11:00	20.5	7.9	7/23/2009 11:00	19.2	5.9
7/21/2009 12:00	24.3	6.9	7/23/2009 12:00	16.2	8.1
7/21/2009 13:00	12.4	7.9	7/23/2009 13:00	11.2	81.5
7/21/2009 14:00	20.4	8.2	7/23/2009 14:00	8.6	5.1
7/21/2009 15:00	10.6	5.4	7/23/2009 15:00	8.3	5
7/21/2009 16:00	9.6	5.8	7/23/2009 16:00	11.2	5.7
7/21/2009 17:00	16.4	7.9	7/23/2009 17:00	11.7	4.6
7/21/2009 18:00	19.3	5.2	7/23/2009 18:00	19.4	5.5
7/21/2009 19:00	19.5	9	7/23/2009 19:00	12.2	4.9
7/21/2009 20:00	19.1	7.2	7/23/2009 20:00	15.4	7.1
7/21/2009 21:00	10	6.1	7/23/2009 21:00	20.7	5.2
7/21/2009 22:00	25.9	5.7	7/23/2009 22:00	16.3	7.9
7/21/2009 23:00	14.9	8.7	7/23/2009 23:00	17.3	8.1



TABLE 3-1

## Turbidity Readings from In-Stream Monitoring Stations

Time mm/dd/yy h:m	Turbidity (NTUs)		Time mm/dd/yy h:m	Turbidity (NTUs)	
	Upstream	Downstream		Upstream	Downstream
7/24/2009 0:00	11.8	6.1	7/26/2009 0:00	20.9	7.2
7/24/2009 1:00	17.2	5.9	7/26/2009 1:00	15.5	7
7/24/2009 2:00	4	4.9	7/26/2009 2:00	16.3	8.8
7/24/2009 3:00	16.2	4.2	7/26/2009 3:00	8.6	6.4
7/24/2009 4:00	9	3.5	7/26/2009 4:00	8	6.7
7/24/2009 5:00	11.3	3.6	7/26/2009 5:00	14.9	8
7/24/2009 6:00	15.4	6.5	7/26/2009 6:00	27.6	9.1
7/24/2009 7:00	17.8	4.3	7/26/2009 7:00	19.8	7.4
7/24/2009 8:00	20.4	5.7	7/26/2009 8:00	18.1	8.7
7/24/2009 9:00	4.3	4.8	7/26/2009 9:00	17.8	10.7
7/24/2009 10:00	7.4	4.6	7/26/2009 10:00	15.6	9.2
7/24/2009 11:00	6.8	3.9	7/26/2009 11:00	14.4	11
7/24/2009 12:00	8.8	4.5	7/26/2009 12:00	11.8	9.9
7/24/2009 13:00	13.4	6.5	7/26/2009 13:00	18.6	12.1
7/24/2009 14:00	9.9	5.1	7/26/2009 14:00	18	11.8
7/24/2009 15:00	117.2	8.5	7/26/2009 15:00	19.1	11.5
7/24/2009 16:00	10.7	7.5	7/26/2009 16:00	13.9	13.9
7/24/2009 17:00	13.8	9.3	7/26/2009 17:00	12.8	10.3
7/24/2009 18:00	10.9	11.6	7/26/2009 18:00	10.3	10.5
7/24/2009 19:00	8.2	8.9	7/26/2009 19:00	9.4	12.6
7/24/2009 20:00	7.4	9.1	7/26/2009 20:00	9.2	14.9
7/24/2009 21:00	8	8.3	7/26/2009 21:00	7	13.2
7/24/2009 22:00	9.4	8.3	7/26/2009 22:00	6.2	10.1
7/24/2009 23:00	5.5	7.1	7/26/2009 23:00	5.3	9
7/25/2009 0:00	8.3	8	7/27/2009 0:00	4.7	10.9
7/25/2009 1:00	3.1	4.9	7/27/2009 1:00	10.1	15.7
7/25/2009 2:00	12.7	8.3	7/27/2009 2:00	9	20.3
7/25/2009 3:00	14.3	5.9	7/27/2009 3:00	11.9	18.4
7/25/2009 4:00	21.3	6.1	7/27/2009 4:00	6.9	18.5
7/25/2009 5:00	23.5	10.3	7/27/2009 5:00	9.7	15.6
7/25/2009 6:00	23.2	8.5	7/27/2009 6:00	17.6	20.4
7/25/2009 7:00	26.6	7.3	7/27/2009 7:00	7.3	17.1
7/25/2009 8:00	21.5	6.7	7/27/2009 8:00	12.2	18.3
7/25/2009 9:00	14.8	5.1	7/27/2009 9:00	21.9	17.2
7/25/2009 10:00	13.4	6.1	7/27/2009 10:00	13.8	18.1
7/25/2009 11:00	24.6	5	7/27/2009 11:00	15.4	19
7/25/2009 12:00	23.2	10.6	7/27/2009 12:00	24.3	18.3
7/25/2009 13:00	19.6	7.6	7/27/2009 13:00	19	19.9
7/25/2009 14:00	15.8	10.2	7/27/2009 14:00	15.2	20.5
7/25/2009 15:00	14.9	8.8	7/27/2009 15:00	26.2	19.1
7/25/2009 16:00	18	8.4	7/27/2009 16:00	12	21.6
7/25/2009 17:00	14.7	8.4	7/27/2009 17:00	12.6	25.8
7/25/2009 18:00	17.2	9.5	7/27/2009 18:00	11	25.4
7/25/2009 19:00	19.4	8	7/27/2009 19:00	11.6	29.2
7/25/2009 20:00	16.9	9.3	7/27/2009 20:00	7.1	21.7
7/25/2009 21:00	17.5	8.3	7/27/2009 21:00	14.5	21.1
7/25/2009 22:00	17.7	8.5	7/27/2009 22:00	24.6	22.1
7/25/2009 23:00	13.4	7.3	7/27/2009 23:00	18.5	21.6

TABLE 3-1

## Turbidity Readings from In-Stream Monitoring Stations

Time mm/dd/yy h:m	Turbidity (NTUs)		Time mm/dd/yy h:m	Turbidity (NTUs)	
	Upstream	Downstream		Upstream	Downstream
7/28/2009 0:00	22.3	20	7/30/2009 0:00	5	8.9
7/28/2009 1:00	13.3	21.5	7/30/2009 1:00	6.3	8.9
7/28/2009 2:00	8	18.6	7/30/2009 2:00	2.3	8.7
7/28/2009 3:00	14.9	22.5	7/30/2009 3:00	2.1	9.3
7/28/2009 4:00	12.9	20.7	7/30/2009 4:00	2.4	9
7/28/2009 5:00	15.6	23	7/30/2009 5:00	3.8	10.3
7/28/2009 6:00	11.4	22.8	7/30/2009 6:00	1.3	9.7
7/28/2009 7:00	24.5	21.4	7/30/2009 7:00	8.7	11.3
7/28/2009 8:00	19.5	21.1	7/30/2009 8:00	10.4	10.9
7/28/2009 9:00	19.7	20.9	7/30/2009 9:00	6.1	11.2
7/28/2009 10:00	18.1	20.9	7/30/2009 10:00	6.7	11.1
7/28/2009 11:00	16.9	19.1	7/30/2009 11:00	6.9	18.7
7/28/2009 12:00	7.3	20.5	7/30/2009 12:00	9.4	11.3
7/28/2009 13:00	11.4	18.6	7/30/2009 13:00	10	12.3
7/28/2009 14:00	13.9	20	7/30/2009 14:00	9.5	12.4
7/28/2009 15:00	12.5	19.4	7/30/2009 15:00	4	12.7
7/28/2009 16:00	11.9	17.5	7/30/2009 16:00	6.9	12
7/28/2009 17:00	9.4	19.3	7/30/2009 17:00	0.8	12.8
7/28/2009 18:00	13.2	18.4	7/30/2009 18:00	5.7	16.9
7/28/2009 19:00	11.3	20.6	7/30/2009 19:00	3.1	18.3
7/28/2009 20:00	12.5	18.3	7/30/2009 20:00	5.9	13.7
7/28/2009 21:00	12.1	15.6	7/30/2009 21:00	4.2	12.9
7/28/2009 22:00	7.2	17	7/30/2009 22:00	3.8	13.3
7/28/2009 23:00	7.4	16.3	7/30/2009 23:00	6.9	11
7/29/2009 0:00	5	12.7	7/31/2009 0:00	6.7	13.4
7/29/2009 1:00	8.1	11.9	7/31/2009 1:00	1.6	11.5
7/29/2009 2:00	8.9	13.3	7/31/2009 2:00	6.3	13.8
7/29/2009 3:00	8.9	12.8	7/31/2009 3:00	5.2	12.5
7/29/2009 4:00	3.3	11.9	7/31/2009 4:00	6.4	11.4
7/29/2009 5:00	2.1	12.9	7/31/2009 5:00	6.3	11.8
7/29/2009 6:00	3.9	12.8	7/31/2009 6:00	4.8	12.1
7/29/2009 7:00	3.6	11.2	7/31/2009 7:00	3.6	11.6
7/29/2009 8:00	2	9.9	7/31/2009 8:00	4.3	13.9
7/29/2009 9:00	7.5	10.5	7/31/2009 9:00	5.1	11.1
7/29/2009 10:00	8.5	10.1	7/31/2009 10:00	4.5	10.9
7/29/2009 11:00	5.5	11	7/31/2009 11:00	6.7	13.2
7/29/2009 12:00	8	11.4	7/31/2009 12:00	5	12.2
7/29/2009 13:00	6.6	9.6	7/31/2009 13:00	1.9	12.1
7/29/2009 14:00	3.3	9.8	7/31/2009 14:00	4.9	11.4
7/29/2009 15:00	3.5	10	7/31/2009 15:00	4.6	14.5
7/29/2009 16:00	3.3	11.8	7/31/2009 16:00	5.8	12.3
7/29/2009 17:00	2.9	10.6	7/31/2009 17:00	2.9	13
7/29/2009 18:00	6.6	10.6	7/31/2009 18:00	4.3	12.6
7/29/2009 19:00	4.9	10.2	7/31/2009 19:00	1.9	11.8
7/29/2009 20:00	3.7	10.6	7/31/2009 20:00	6.1	14.2
7/29/2009 21:00	4.9	11.9	7/31/2009 21:00	6	13.2
7/29/2009 22:00	4.3	10.7	7/31/2009 22:00	4.5	10.9
7/29/2009 23:00	5.3	10.7	7/31/2009 23:00	3.7	13.9

TABLE 3-1

## Turbidity Readings from In-Stream Monitoring Stations

Time mm/dd/yy h:m	Turbidity (NTUs)		Time mm/dd/yy h:m	Turbidity (NTUs)	
	Upstream	Downstream		Upstream	Downstream
8/1/2009 0:00	3.8	10.8	8/3/2009 0:00	2.5	13
8/1/2009 1:00	1.7	10.8	8/3/2009 1:00	7.6	11.4
8/1/2009 2:00	1.6	10.7	8/3/2009 2:00	1.8	11.4
8/1/2009 3:00	1.7	11.6	8/3/2009 3:00	2.5	13.6
8/1/2009 4:00	6.3	11.2	8/3/2009 4:00	4.3	13.1
8/1/2009 5:00	5.7	12.2	8/3/2009 5:00	7.7	11.4
8/1/2009 6:00	8	13.4	8/3/2009 6:00	1.7	7.3
8/1/2009 7:00	6.8	13.8	8/3/2009 7:00	2.2	6.5
8/1/2009 8:00	10.1	14.9	8/3/2009 8:00	3.2	8
8/1/2009 9:00	8.5	15.6	8/3/2009 9:00	5.3	8.6
8/1/2009 10:00	9.9	14.8	8/3/2009 10:00	10.4	7.7
8/1/2009 11:00	7.6	15.9	8/3/2009 11:00	11.1	8.2
8/1/2009 12:00	6.5	17.9	8/3/2009 12:00	24.2	9.4
8/1/2009 13:00	4.8	15.1	8/3/2009 13:00	6.7	11
8/1/2009 14:00	5.7	16.8	8/3/2009 14:00	8.6	10
8/1/2009 15:00	5.4	17.2	8/3/2009 15:00	6.7	7.6
8/1/2009 16:00	5.3	22.6	8/3/2009 16:00	8.7	5.7
8/1/2009 17:00	1.9	16.8	8/3/2009 17:00	15.9	6.1
8/1/2009 18:00	9.5	23.1	8/3/2009 18:00	7.2	8.1
8/1/2009 19:00	4.8	18.4	8/3/2009 19:00	11.2	7.6
8/1/2009 20:00	7.2	18.3	8/3/2009 20:00	11.3	6.2
8/1/2009 21:00	4.3	17.3	8/3/2009 21:00	9.3	14.1
8/1/2009 22:00	2.5	17.7	8/3/2009 22:00	10.2	15.4
8/1/2009 23:00	5	16.9	8/3/2009 23:00	8.2	12.7
8/2/2009 0:00	2.4	17.4	8/4/2009 0:00	13	14.4
8/2/2009 1:00	7.8	15	8/4/2009 1:00	8.8	10.6
8/2/2009 2:00	1.5	13.9	8/4/2009 2:00	8.2	14.2
8/2/2009 3:00	3.8	12.7	8/4/2009 3:00	7.9	20
8/2/2009 4:00	4.7	10.5	8/4/2009 4:00	10.3	33.4
8/2/2009 5:00	6.9	11	8/4/2009 5:00	14.3	13.7
8/2/2009 6:00	3.9	10.2	8/4/2009 6:00	15.6	13.1
8/2/2009 7:00	1.8	10.6	8/4/2009 7:00	10.7	18.6
8/2/2009 8:00	5.5	10.9	8/4/2009 8:00	10.3	10.1
8/2/2009 9:00	8.9	10.8	8/4/2009 9:00	12.2	12.6
8/2/2009 10:00	5.8	11.1	8/4/2009 10:00	34.9	15.1
8/2/2009 11:00	6.7	11.7	8/4/2009 11:00	30.9	18.7
8/2/2009 12:00	2.6	12.5	8/4/2009 12:00	9.8	11.1
8/2/2009 13:00	4.1	13.3	8/4/2009 13:00	10.2	19.6
8/2/2009 14:00	7.8	11.5	8/4/2009 14:00	15.9	20
8/2/2009 15:00	2.7	13.1	8/4/2009 15:00	15.1	10.5
8/2/2009 16:00	5.3	12.9	8/4/2009 16:00	31.2	20
8/2/2009 17:00	4.6	14.5	8/4/2009 17:00	22.3	8.4
8/2/2009 18:00	4.7	14.8	8/4/2009 18:00	11.9	7.9
8/2/2009 19:00	5.3	14.1	8/4/2009 19:00	12.7	14.7
8/2/2009 20:00	2.9	13.9	8/4/2009 20:00	17.1	10.7
8/2/2009 21:00	2.6	14.8	8/4/2009 21:00	19.4	12.6
8/2/2009 22:00	2.9	14.7	8/4/2009 22:00	16	11.1
8/2/2009 23:00	3.1	11.9	8/4/2009 23:00	27.1	11.3

TABLE 3-1

## Turbidity Readings from In-Stream Monitoring Stations

Time mm/dd/yy h:m	Turbidity (NTUs)		Time mm/dd/yy h:m	Turbidity (NTUs)	
	Upstream	Downstream		Upstream	Downstream
8/5/2009 0:00	12.7	10.5	8/7/2009 0:00	17.7	7.8
8/5/2009 1:00	15.1	21	8/7/2009 1:00	19.9	6.9
8/5/2009 2:00	24.1	9.7	8/7/2009 2:00	15.5	7.4
8/5/2009 3:00	39.8	11	8/7/2009 3:00	75.4	8.7
8/5/2009 4:00	15.1	7.4	8/7/2009 4:00	45.4	32.8
8/5/2009 5:00	41.2	20.6	8/7/2009 5:00	21.7	9.8
8/5/2009 6:00	22.5	7.7	8/7/2009 6:00	27.3	12.9
8/5/2009 7:00	9.4	8.5	8/7/2009 7:00	11.8	13
8/5/2009 8:00	12.5	8.2	8/7/2009 8:00	17.1	16.3
8/5/2009 9:00	14.6	7.8	8/7/2009 9:00	16.2	18
8/5/2009 10:00	23.9	7	8/7/2009 10:00	8.7	15
8/5/2009 11:00	8.8	14.9	8/7/2009 11:00	15.9	19.4
8/5/2009 12:00	22.4	13.7	8/7/2009 12:00	4	20.2
8/5/2009 13:00	46.1	8.8	8/7/2009 13:00	16.9	14.6
8/5/2009 14:00	38.4	9.3	8/7/2009 14:00	8.4	13.1
8/5/2009 15:00	36.3	8.3	8/7/2009 15:00	9.8	13.1
8/5/2009 16:00	53.2	9.6	8/7/2009 16:00	7.8	15.6
8/5/2009 17:00	5.6	12.7	8/7/2009 17:00	5.6	12
8/5/2009 18:00	10.9	6.2	8/7/2009 18:00	7.1	13.4
8/5/2009 19:00	24.7	8.1	8/7/2009 19:00	10.3	14.3
8/5/2009 20:00	18.2	8.1	8/7/2009 20:00	16.1	16.8
8/5/2009 21:00	5.2	12.2	8/7/2009 21:00	4	15.3
8/5/2009 22:00	8	12	8/7/2009 22:00	7.8	15.9
8/5/2009 23:00	12.8	15.6	8/7/2009 23:00	9.6	15.6
8/6/2009 0:00	4.5	10.9	8/8/2009 0:00	12.9	16.1
8/6/2009 1:00	5.4	10.7	8/8/2009 1:00	9	11.8
8/6/2009 2:00	8.7	5.4	8/8/2009 2:00	13.6	13.5
8/6/2009 3:00	20.3	7.4	8/8/2009 3:00	14.9	12.8
8/6/2009 4:00	17.8	13.2	8/8/2009 4:00	21.8	13.1
8/6/2009 5:00	22.2	12.7	8/8/2009 5:00	12.1	13.7
8/6/2009 6:00	12.4	5.3	8/8/2009 6:00	18	13.4
8/6/2009 7:00	24.5	6.3	8/8/2009 7:00	15.3	10.6
8/6/2009 8:00	107.2	8.1	8/8/2009 8:00	10.6	25.3
8/6/2009 9:00	11.2	6.7	8/8/2009 9:00	23.4	11.7
8/6/2009 10:00	34.8	5.5	8/8/2009 10:00	9.9	18.8
8/6/2009 11:00	28.3	5.5	8/8/2009 11:00	19.8	26.8
8/6/2009 12:00	23	5.7	8/8/2009 12:00	27.4	42.5
8/6/2009 13:00	84.2	8	8/8/2009 13:00	19.5	31.9
8/6/2009 14:00	84.1	14.2	8/8/2009 14:00	32.3	46.4
8/6/2009 15:00	28.7	5.7	8/8/2009 15:00	34.9	45.8
8/6/2009 16:00	9.8	7.3	8/8/2009 16:00	34.7	22.6
8/6/2009 17:00	120	6.7	8/8/2009 17:00	35.1	23.7
8/6/2009 18:00	23.7	7.3	8/8/2009 18:00	30.6	23.8
8/6/2009 19:00	45.6	7.8	8/8/2009 19:00	33.8	25.4
8/6/2009 20:00	3.7	9.7	8/8/2009 20:00	11.7	24.8
8/6/2009 21:00	14.1	8	8/8/2009 21:00	33.4	19.6
8/6/2009 22:00	15.1	8.9	8/8/2009 22:00	41.2	39.8
8/6/2009 23:00	7.8	6.5	8/8/2009 23:00	39.4	41.2

TABLE 3-1

## Turbidity Readings from In-Stream Monitoring Stations

Time mm/dd/yy h:m	Turbidity (NTUs)		Time mm/dd/yy h:m	Turbidity (NTUs)	
	Upstream	Downstream		Upstream	Downstream
8/9/2009 0:00	33.6	42.7	8/11/2009 0:00	80.7	25.3
8/9/2009 1:00	39.3	37.7	8/11/2009 1:00	78.4	19.7
8/9/2009 2:00	36.2	37.7	8/11/2009 2:00	88.5	19.9
8/9/2009 3:00	37.2	34.5	8/11/2009 3:00	94.9	17.8
8/9/2009 4:00	33.3	21.6	8/11/2009 4:00	102.6	14
8/9/2009 5:00	38.3	34.8	8/11/2009 5:00	101	13.4
8/9/2009 6:00	45.4	20.1	8/11/2009 6:00	99.2	21
8/9/2009 7:00	40	21.9	8/11/2009 7:00	104.8	15.7
8/9/2009 8:00	19.2	20	8/11/2009 8:00	85.1	26.4
8/9/2009 9:00	19	38.7	8/11/2009 9:00	95.6	19.2
8/9/2009 10:00	19.8	26.7	8/11/2009 10:00	97.7	17.8
8/9/2009 11:00	15	37.9	8/11/2009 11:00	72.2	18
8/9/2009 12:00	31.7	36.3	8/11/2009 12:00	69.4	19.4
8/9/2009 13:00	24.5	34.7	8/11/2009 13:00	71.4	14.1
8/9/2009 14:00	12.7	37.6	8/11/2009 14:00	66.2	16
8/9/2009 15:00	31.1	18.3	8/11/2009 15:00	64.9	13.1
8/9/2009 16:00	21.2	33	8/11/2009 16:00	74.9	11.9
8/9/2009 17:00	22.3	56.9	8/11/2009 17:00	80.6	11.2
8/9/2009 18:00	23.8	45.5	8/11/2009 18:00	89.1	12
8/9/2009 19:00	28.9	32.2	8/11/2009 19:00	77.2	11.9
8/9/2009 20:00	36.3	41.6	8/11/2009 20:00	94	13.6
8/9/2009 21:00	16	25.7	8/11/2009 21:00	75.1	11.4
8/9/2009 22:00	104.8	25.3	8/11/2009 22:00	108.8	11
8/9/2009 23:00	44.2	19.5	8/11/2009 23:00	76.5	8.4
8/10/2009 0:00	26.2	18.4	8/12/2009 0:00	96.3	10.3
8/10/2009 1:00	23.1	18.8	8/12/2009 1:00	166.9	8.2
8/10/2009 2:00	39.6	69.3	8/12/2009 2:00	90.4	7.9
8/10/2009 3:00	37.9	27.3	8/12/2009 3:00	73.2	10.2
8/10/2009 4:00	83.1	34.5	8/12/2009 4:00	101.9	16.3
8/10/2009 5:00	62.8	30.3	8/12/2009 5:00	146.9	15.1
8/10/2009 6:00	79.1	25.5	8/12/2009 6:00	153.8	14.4
8/10/2009 7:00	77.2	25.3	8/12/2009 7:00	118.6	12.7
8/10/2009 8:00	89.5	21.6	8/12/2009 8:00	94.7	11.2
8/10/2009 9:00	79.2	20.8	8/12/2009 9:00	110.8	11.7
8/10/2009 10:00	76.4	52.5	8/12/2009 10:00	124.5	13.8
8/10/2009 11:00	74.2	17.8	8/12/2009 11:00	99.6	11.4
8/10/2009 12:00	59.8	16.2	8/12/2009 12:00	81	15.4
8/10/2009 13:00	62.2	23.1	8/12/2009 13:00	94.5	12.2
8/10/2009 14:00	62.2	19.2	8/12/2009 14:00	222.4	6.3
8/10/2009 15:00	84.7	15.9	8/12/2009 15:00	166.2	6.2
8/10/2009 16:00	82.6	15.4	8/12/2009 16:00	123.1	3.7
8/10/2009 17:00	69.5	18.4	8/12/2009 17:00	98.8	14.7
8/10/2009 18:00	72.1	17.2	8/12/2009 18:00	166.9	9.5
8/10/2009 19:00	80.7	14.9	8/12/2009 19:00	83.5	9.3
8/10/2009 20:00	60.6	16.2	8/12/2009 20:00	150.6	14.2
8/10/2009 21:00	93.4	16.4	8/12/2009 21:00	152.8	9.9
8/10/2009 22:00	88.4	16.5	8/12/2009 22:00	120.2	12.5
8/10/2009 23:00	84.2	23.5	8/12/2009 23:00	124.8	11.7

TABLE 3-1

## Turbidity Readings from In-Stream Monitoring Stations

Time mm/dd/yy h:m	Turbidity (NTUs)		Time mm/dd/yy h:m	Turbidity (NTUs)	
	Upstream	Downstream		Upstream	Downstream
8/13/2009 0:00	155.5	8.4	8/15/2009 0:00	23.2	9.9
8/13/2009 1:00	181.7	9.8	8/15/2009 1:00	39.3	10.1
8/13/2009 2:00	110	11	8/15/2009 2:00	49.6	9.7
8/13/2009 3:00	201.3	8	8/15/2009 3:00	43.9	17.3
8/13/2009 4:00	169.5	7.1	8/15/2009 4:00	27.9	12.5
8/13/2009 5:00	103.6	4.7	8/15/2009 5:00	21.7	11.3
8/13/2009 6:00	122.6	7.9	8/15/2009 6:00	18.8	10.5
8/13/2009 7:00	152.9	5.2	8/15/2009 7:00	32.9	14.8
8/13/2009 8:00	169	11.7	8/15/2009 8:00	33	10.1
8/13/2009 9:00	195.2	13.9	8/15/2009 9:00	51.3	14.6
8/13/2009 10:00	164.2	8.1	8/15/2009 10:00	19.7	16.6
8/13/2009 11:00	171.3	6.1	8/15/2009 11:00	61.9	14.5
8/13/2009 12:00	205.2	5.5	8/15/2009 12:00	34.8	19.9
8/13/2009 13:00	267.3	8.5	8/15/2009 13:00	23.3	15.6
8/13/2009 14:00	176.9	14.5	8/15/2009 14:00	23.1	16.1
8/13/2009 15:00	166.7	5.1	8/15/2009 15:00	43.8	13.6
8/13/2009 16:00	267.1	9.3	8/15/2009 16:00	30.9	12.3
8/13/2009 17:00	244.8	16.3	8/15/2009 17:00	23.7	11.1
8/13/2009 18:00	237.8	12.8	8/15/2009 18:00	23.9	11.5
8/13/2009 19:00	247.3	14	8/15/2009 19:00	10.8	9
8/13/2009 20:00	206.5	13	8/15/2009 20:00	20.6	13
8/13/2009 21:00	233.9	9.1	8/15/2009 21:00	16	11.6
8/13/2009 22:00	266.4	8.3	8/15/2009 22:00	26.8	14.7
8/13/2009 23:00	207.4	7.5	8/15/2009 23:00	29.2	8.9
8/14/2009 0:00	357.4	6.9	8/16/2009 0:00	18.3	10
8/14/2009 1:00	343.4	6.1	8/16/2009 1:00	15	9.5
8/14/2009 2:00	395.2	4.3	8/16/2009 2:00	38.3	7.9
8/14/2009 3:00	354.2	4.5	8/16/2009 3:00	17.7	1.7
8/14/2009 4:00	324.2	3.1	8/16/2009 4:00	13.7	3.7
8/14/2009 5:00	262.1	7.4	8/16/2009 5:00	15.8	4.5
8/14/2009 6:00	240.7	8.1	8/16/2009 6:00	14.1	4.3
8/14/2009 7:00	254.5	15.5	8/16/2009 7:00	35.7	5.5
8/14/2009 8:00	246.4	10.6	8/16/2009 8:00	27.7	4.9
8/14/2009 9:00	405.8	14.5	8/16/2009 9:00	27.5	7.5
8/14/2009 10:00	344.3	16.6	8/16/2009 10:00	8.9	11.8
8/14/2009 11:00	---	20.3	8/16/2009 11:00	9.7	16.9
8/14/2009 12:00	---	21.9	8/16/2009 12:00	23.3	11.2
8/14/2009 13:00	58	18.7	8/16/2009 13:00	44.9	10.9
8/14/2009 14:00	124.6	17.9	8/16/2009 14:00	35.9	13.7
8/14/2009 15:00	57.5	17.8	8/16/2009 15:00	27.4	11.9
8/14/2009 16:00	60.1	15.9	8/16/2009 16:00	14.6	9.8
8/14/2009 17:00	28.8	16.3	8/16/2009 17:00	19	11.6
8/14/2009 18:00	43.8	13.6	8/16/2009 18:00	21.6	11.2
8/14/2009 19:00	45	16.1	8/16/2009 19:00	27.7	8.5
8/14/2009 20:00	49.4	15.3	8/16/2009 20:00	21.4	7.5
8/14/2009 21:00	47.6	12.1	8/16/2009 21:00	20.5	5.9
8/14/2009 22:00	32	13.1	8/16/2009 22:00	18.3	6.2
8/14/2009 23:00	34.9	10.3	8/16/2009 23:00	22.9	8.7

TABLE 3-1

## Turbidity Readings from In-Stream Monitoring Stations

Time mm/dd/yy h:m	Turbidity (NTUs)		Time mm/dd/yy h:m	Turbidity (NTUs)	
	Upstream	Downstream		Upstream	Downstream
8/17/2009 0:00	19.8	6.1	8/19/2009 0:00	12.7	5.3
8/17/2009 1:00	18.5	6.5	8/19/2009 1:00	9.3	4
8/17/2009 2:00	20.3	5.3	8/19/2009 2:00	8.4	14.6
8/17/2009 3:00	23	5.6	8/19/2009 3:00	17.6	4.9
8/17/2009 4:00	18	4.5	8/19/2009 4:00	15.3	5.6
8/17/2009 5:00	12.3	5.4	8/19/2009 5:00	17.4	5.8
8/17/2009 6:00	15.9	6	8/19/2009 6:00	14	6.4
8/17/2009 7:00	14.6	4.6	8/19/2009 7:00	18.2	3.8
8/17/2009 8:00	13.6	3.1	8/19/2009 8:00	16.4	5
8/17/2009 9:00	13.5	5.1	8/19/2009 9:00	13.8	4.9
8/17/2009 10:00	15.4	4.1	8/19/2009 10:00	12	5.3
8/17/2009 11:00	11.9	5	8/19/2009 11:00	19.2	8.4
8/17/2009 12:00	12.5	4.6	8/19/2009 12:00	12.1	7.2
8/17/2009 13:00	15.1	4.4	8/19/2009 13:00	9.7	6.5
8/17/2009 14:00	10.3	4.3	8/19/2009 14:00	11.2	5.3
8/17/2009 15:00	10	6.1	8/19/2009 15:00	17.2	3
8/17/2009 16:00	11.7	30.7	8/19/2009 16:00	17	5.7
8/17/2009 17:00	11.2	16.1	8/19/2009 17:00	13.1	7.4
8/17/2009 18:00	9.9	14.5	8/19/2009 18:00	20.6	6.5
8/17/2009 19:00	12.5	19.5	8/19/2009 19:00	14.8	6.9
8/17/2009 20:00	11.8	21.2	8/19/2009 20:00	19.2	8.4
8/17/2009 21:00	10.6	18.9	8/19/2009 21:00	17.1	7
8/17/2009 22:00	7.7	14.4	8/19/2009 22:00	14.7	8.4
8/17/2009 23:00	9	10.6	8/19/2009 23:00	25.4	10.6
8/18/2009 0:00	10.3	14.8	8/20/2009 0:00	12.9	11.2
8/18/2009 1:00	11	13.7	8/20/2009 1:00	14.8	14.1
8/18/2009 2:00	14.4	12.2	8/20/2009 2:00	17.9	18.3
8/18/2009 3:00	10.1	16	8/20/2009 3:00	27.6	11.2
8/18/2009 4:00	9.3	10.8	8/20/2009 4:00	27.7	10.9
8/18/2009 5:00	8.7	13.3	8/20/2009 5:00	24.1	9.2
8/18/2009 6:00	7.8	11.1	8/20/2009 6:00	18.2	8.7
8/18/2009 7:00	6.8	10.6	8/20/2009 7:00	24.3	13.3
8/18/2009 8:00	9.5	8.8	8/20/2009 8:00	19.1	10.9
8/18/2009 9:00	10.9	8.8	8/20/2009 9:00	25.9	11.6
8/18/2009 10:00	6.9	11.2	8/20/2009 10:00	33.5	17.5
8/18/2009 11:00	8.6	7.6	8/20/2009 11:00	30.5	14.2
8/18/2009 12:00	8.7	8.4	8/20/2009 12:00	10.8	24
8/18/2009 13:00	7.5	8.2	8/20/2009 13:00	19.5	29.7
8/18/2009 14:00	27.1	8.6	8/20/2009 14:00	7.7	28
8/18/2009 15:00	19.5	6.8	8/20/2009 15:00	12.6	19.5
8/18/2009 16:00	15.7	6	8/20/2009 16:00	16.3	17
8/18/2009 17:00	14.3	5.8	8/20/2009 17:00	19.4	14.3
8/18/2009 18:00	8.3	4.7	8/20/2009 18:00	11.7	15.1
8/18/2009 19:00	8.5	9.1	8/20/2009 19:00	15.2	15.3
8/18/2009 20:00	13.3	6.5	8/20/2009 20:00	11.8	9.3
8/18/2009 21:00	6.8	5.4	8/20/2009 21:00	12.4	10.6
8/18/2009 22:00	12.4	4.9	8/20/2009 22:00	11.8	11.9
8/18/2009 23:00	9.5	3.4	8/20/2009 23:00	10.7	11.6

TABLE 3-1

## Turbidity Readings from In-Stream Monitoring Stations

Time mm/dd/yy h:m	Turbidity (NTUs)		Time mm/dd/yy h:m	Turbidity (NTUs)	
	Upstream	Downstream		Upstream	Downstream
8/21/2009 0:00	13	14.4	8/23/2009 0:00	20	9.7
8/21/2009 1:00	11.8	10.9	8/23/2009 1:00	17	10.6
8/21/2009 2:00	20	12.4	8/23/2009 2:00	18.8	13.2
8/21/2009 3:00	14.2	11.6	8/23/2009 3:00	16.6	11.8
8/21/2009 4:00	16.2	8.8	8/23/2009 4:00	18.7	13.7
8/21/2009 5:00	20.2	11.6	8/23/2009 5:00	18	10.2
8/21/2009 6:00	19.4	10.2	8/23/2009 6:00	14.5	11.9
8/21/2009 7:00	12.8	10.1	8/23/2009 7:00	12	10.4
8/21/2009 8:00	15	8.8	8/23/2009 8:00	11.1	15.2
8/21/2009 9:00	14.2	9.3	8/23/2009 9:00	15.3	9.6
8/21/2009 10:00	18.8	9.4	8/23/2009 10:00	7.2	12
8/21/2009 11:00	13.1	9.8	8/23/2009 11:00	11.5	30.1
8/21/2009 12:00	12	10	8/23/2009 12:00	14.5	11.8
8/21/2009 13:00	19.1	9.6	8/23/2009 13:00	14.6	11.4
8/21/2009 14:00	13	8.4	8/23/2009 14:00	15.1	12.2
8/21/2009 15:00	10.3	8.9	8/23/2009 15:00	6.6	15.6
8/21/2009 16:00	9.3	23.5	8/23/2009 16:00	15.3	10.3
8/21/2009 17:00	11	13.9	8/23/2009 17:00	19	11.2
8/21/2009 18:00	5.7	20.1	8/23/2009 18:00	16.5	10.8
8/21/2009 19:00	12.1	14	8/23/2009 19:00	9.8	12.4
8/21/2009 20:00	12.6	19.9	8/23/2009 20:00	11.4	13.7
8/21/2009 21:00	7.5	21.1	8/23/2009 21:00	8.6	11.3
8/21/2009 22:00	16.4	25.2	8/23/2009 22:00	21.9	14
8/21/2009 23:00	18.4	12.8	8/23/2009 23:00	15.9	17.3
8/22/2009 0:00	18.4	16.6	8/24/2009 0:00	21.4	13.1
8/22/2009 1:00	24.1	11.4	8/24/2009 1:00	18.9	11.7
8/22/2009 2:00	22.1	11.3	8/24/2009 2:00	16	17.6
8/22/2009 3:00	20.1	13.1	8/24/2009 3:00	17.8	12.3
8/22/2009 4:00	25.1	12	8/24/2009 4:00	13.1	13.6
8/22/2009 5:00	22.1	10.2	8/24/2009 5:00	15.2	13.9
8/22/2009 6:00	23	11.2	8/24/2009 6:00	5.4	14.9
8/22/2009 7:00	15.7	11.3	8/24/2009 7:00	24.3	13.2
8/22/2009 8:00	19.4	12.6	8/24/2009 8:00	13.3	18.8
8/22/2009 9:00	23	11.9	8/24/2009 9:00	26.4	16.9
8/22/2009 10:00	21	10.1	8/24/2009 10:00	21.5	13.3
8/22/2009 11:00	13.3	7.6	8/24/2009 11:00	28.4	32
8/22/2009 12:00	19.7	12.1	8/24/2009 12:00	24.6	14.1
8/22/2009 13:00	16.9	14.2	8/24/2009 13:00	21.3	10.3
8/22/2009 14:00	20	13.9	8/24/2009 14:00	28.9	15.8
8/22/2009 15:00	21.4	12.8	8/24/2009 15:00	26.7	17.2
8/22/2009 16:00	18.4	12.3	8/24/2009 16:00	25.8	16.1
8/22/2009 17:00	28.6	11.5	8/24/2009 17:00	21.2	16.3
8/22/2009 18:00	11.7	11.4	8/24/2009 18:00	31.8	15.3
8/22/2009 19:00	21	13.7	8/24/2009 19:00	28.9	13.4
8/22/2009 20:00	18.4	11.5	8/24/2009 20:00	21.2	16.4
8/22/2009 21:00	14.7	9.8	8/24/2009 21:00	18.6	10.7
8/22/2009 22:00	7.8	9.9	8/24/2009 22:00	14.8	18.2
8/22/2009 23:00	17.8	11.5	8/24/2009 23:00	14.6	10.7



TABLE 3-1

## Turbidity Readings from In-Stream Monitoring Stations

Time mm/dd/yy h:m	Turbidity (NTUs)		Time mm/dd/yy h:m	Turbidity (NTUs)	
	Upstream	Downstream		Upstream	Downstream
8/25/2009 0:00	9	13.4	8/27/2009 0:00	21.7	25.7
8/25/2009 1:00	18	13.7	8/27/2009 1:00	44.7	26.4
8/25/2009 2:00	14.5	14.6	8/27/2009 2:00	33.7	27.9
8/25/2009 3:00	22.3	16	8/27/2009 3:00	29.3	22.5
8/25/2009 4:00	16.8	18.5	8/27/2009 4:00	24.8	19
8/25/2009 5:00	13	31.3	8/27/2009 5:00	19.2	15.8
8/25/2009 6:00	18.6	8	8/27/2009 6:00	26.3	13.9
8/25/2009 7:00	12.4	18.5	8/27/2009 7:00	21.2	13.5
8/25/2009 8:00	17.2	13	8/27/2009 8:00	16.6	11.2
8/25/2009 9:00	18.3	22.8	8/27/2009 9:00	16.2	19.1
8/25/2009 10:00	13.8	17.8	8/27/2009 10:00	44.9	13.1
8/25/2009 11:00	11.8	19.1	8/27/2009 11:00	19.3	11.8
8/25/2009 12:00	13.8	15.2	8/27/2009 12:00	72	14.7
8/25/2009 13:00	12.7	22.3	8/27/2009 13:00	19	12.8
8/25/2009 14:00	9.6	22.1	8/27/2009 14:00	11.8	16.5
8/25/2009 15:00	12.9	15.7	8/27/2009 15:00	13.5	14.8
8/25/2009 16:00	15.4	10.2	8/27/2009 16:00	9.6	11.9
8/25/2009 17:00	13.1	10.6	8/27/2009 17:00	26.3	15.9
8/25/2009 18:00	12.5	10.2	8/27/2009 18:00	30.8	14.2
8/25/2009 19:00	17.1	18.3	8/27/2009 19:00	12.5	14.3
8/25/2009 20:00	17.7	11.5	8/27/2009 20:00	19	12.1
8/25/2009 21:00	13.6	10.2	8/27/2009 21:00	23.4	10.9
8/25/2009 22:00	10.9	10	8/27/2009 22:00	20.9	13.7
8/25/2009 23:00	11.8	10.6	8/27/2009 23:00	17.9	13.7
8/26/2009 0:00	14.5	17.2	8/28/2009 0:00	19.4	12.4
8/26/2009 1:00	12.8	22.2	8/28/2009 1:00	22.3	14.9
8/26/2009 2:00	40.5	17.6	8/28/2009 2:00	18.2	11
8/26/2009 3:00	36.1	21	8/28/2009 3:00	14.4	10.5
8/26/2009 4:00	37	22.6	8/28/2009 4:00	23	10.3
8/26/2009 5:00	28.5	20.1	8/28/2009 5:00	26.7	12
8/26/2009 6:00	24.2	24.1	8/28/2009 6:00	16.7	10.6
8/26/2009 7:00	30.9	27.5	8/28/2009 7:00	3.7	9.5
8/26/2009 8:00	21.8	22.5	8/28/2009 8:00	13.3	10.5
8/26/2009 9:00	14	23	8/28/2009 9:00	17.9	11.4
8/26/2009 10:00	15.6	42.3	8/28/2009 10:00	4	9.2
8/26/2009 11:00	16.3	39.5	8/28/2009 11:00	4.7	10.8
8/26/2009 12:00	18.3	32.1	8/28/2009 12:00	15	6.9
8/26/2009 13:00	15.3	29.8	8/28/2009 13:00	15.8	13.9
8/26/2009 14:00	17.1	30.7	8/28/2009 14:00	8	12.2
8/26/2009 15:00	10.8	36	8/28/2009 15:00	8.9	9.4
8/26/2009 16:00	19.8	29.2	8/28/2009 16:00	9.9	8.7
8/26/2009 17:00	14.4	29.1	8/28/2009 17:00	4.9	6.2
8/26/2009 18:00	18.5	28.7	8/28/2009 18:00	15.2	19.3
8/26/2009 19:00	13.6	24	8/28/2009 19:00	16	9
8/26/2009 20:00	16	24.7	8/28/2009 20:00	13.5	7.6
8/26/2009 21:00	31.5	27.7	8/28/2009 21:00	9.5	6.1
8/26/2009 22:00	41.5	25.2	8/28/2009 22:00	16	7.1
8/26/2009 23:00	19.3	26.4	8/28/2009 23:00	23.3	6.6

TABLE 3-1

## Turbidity Readings from In-Stream Monitoring Stations

Time mm/dd/yy h:m	Turbidity (NTUs)		Time mm/dd/yy h:m	Turbidity (NTUs)	
	Upstream	Downstream		Upstream	Downstream
8/29/2009 0:00	15.9	6.7	8/31/2009 0:00	3.6	11.1
8/29/2009 1:00	31.1	6.1	8/31/2009 1:00	11.9	15.3
8/29/2009 2:00	56.3	5.4	8/31/2009 2:00	6.6	12.3
8/29/2009 3:00	40.1	8.6	8/31/2009 3:00	9.4	14.1
8/29/2009 4:00	22	5.4	8/31/2009 4:00	9.4	13.4
8/29/2009 5:00	47.1	7.6	8/31/2009 5:00	7.5	12.4
8/29/2009 6:00	41.5	8.2	8/31/2009 6:00	6.2	14.1
8/29/2009 7:00	47.7	7.9	8/31/2009 7:00	6.8	11.7
8/29/2009 8:00	52.1	7.1	8/31/2009 8:00	4.6	8.3
8/29/2009 9:00	31.5	8.6	8/31/2009 9:00	1.3	17.3
8/29/2009 10:00	27.2	7.3	8/31/2009 10:00	2.8	13
8/29/2009 11:00	58	6.3	8/31/2009 11:00	1.2	11.6
8/29/2009 12:00	30.6	9.5	8/31/2009 12:00	4.6	14.2
8/29/2009 13:00	29.3	12.3	8/31/2009 13:00	6.1	9.6
8/29/2009 14:00	26.9	8.7	8/31/2009 14:00	6.7	11.5
8/29/2009 15:00	24.1	8.3	8/31/2009 15:00	8.3	12
8/29/2009 16:00	19	9.1	8/31/2009 16:00	7.7	8.5
8/29/2009 17:00	13.7	8.9	8/31/2009 17:00	5.7	12.6
8/29/2009 18:00	39.6	8.6	8/31/2009 18:00	5.3	10.1
8/29/2009 19:00	29.7	10.4	8/31/2009 19:00	5.2	10.2
8/29/2009 20:00	28.5	4.6	8/31/2009 20:00	6.4	9.2
8/29/2009 21:00	22	5.6	8/31/2009 21:00	5.4	8.7
8/29/2009 22:00	13.6	5.5	8/31/2009 22:00	8.8	8.2
8/29/2009 23:00	36	8.1	8/31/2009 23:00	3.3	3.9
8/30/2009 0:00	19	7.3	9/1/2009 0:00	6	6.5
8/30/2009 1:00	17.8	5.9	9/1/2009 1:00	10.1	6.3
8/30/2009 2:00	28.9	6.5	9/1/2009 2:00	7	8.8
8/30/2009 3:00	28.2	5.1	9/1/2009 3:00	8.8	13.5
8/30/2009 4:00	8.5	4.8	9/1/2009 4:00	4	7
8/30/2009 5:00	14.7	4.8	9/1/2009 5:00	5.6	13.5
8/30/2009 6:00	6.1	5.7	9/1/2009 6:00	2.4	7.9
8/30/2009 7:00	5.4	5.3	9/1/2009 7:00	8.4	11.2
8/30/2009 8:00	12.2	7.3	9/1/2009 8:00	6.8	6.1
8/30/2009 9:00	20.5	6	9/1/2009 9:00	16.1	10.3
8/30/2009 10:00	17.1	5.3	9/1/2009 10:00	9.4	12
8/30/2009 11:00	18.8	4.3	9/1/2009 11:00	12.9	9.3
8/30/2009 12:00	5	6.1	9/1/2009 12:00	22.8	10.2
8/30/2009 13:00	20.6	62.2	9/1/2009 13:00	29.9	10.7
8/30/2009 14:00	12	27.4	9/1/2009 14:00	19	8.2
8/30/2009 15:00	6.6	26.6	9/1/2009 15:00	16	8.5
8/30/2009 16:00	7.9	30.5	9/1/2009 16:00	12.1	10.1
8/30/2009 17:00	9.9	24.4	9/1/2009 17:00	15.8	6.7
8/30/2009 18:00	9.5	22.2	9/1/2009 18:00	10.9	6.5
8/30/2009 19:00	13.4	18.2	9/1/2009 19:00	14	6.4
8/30/2009 20:00	8.3	11	9/1/2009 20:00	21.9	8.8
8/30/2009 21:00	6.9	11.2	9/1/2009 21:00	23.7	7.9
8/30/2009 22:00	7.4	15.3	9/1/2009 22:00	28.4	4.9
8/30/2009 23:00	10.3	12.1	9/1/2009 23:00	17.9	6.2

TABLE 3-1

## Turbidity Readings from In-Stream Monitoring Stations

Time mm/dd/yy h:m	Turbidity (NTUs)		Time mm/dd/yy h:m	Turbidity (NTUs)	
	Upstream	Downstream		Upstream	Downstream
9/2/2009 0:00	23.6	6	9/4/2009 0:00	19.7	2.3
9/2/2009 1:00	17.2	6.1	9/4/2009 1:00	20.6	4.2
9/2/2009 2:00	19	4.7	9/4/2009 2:00	14.8	2.5
9/2/2009 3:00	22.5	5.3	9/4/2009 3:00	3	2.6
9/2/2009 4:00	5.7	5.1	9/4/2009 4:00	9.2	2.3
9/2/2009 5:00	8.5	8.4	9/4/2009 5:00	7	3.6
9/2/2009 6:00	7.9	7.6	9/4/2009 6:00	2.2	3.8
9/2/2009 7:00	8.1	5.9	9/4/2009 7:00	15.4	4.9
9/2/2009 8:00	12.6	6.2	9/4/2009 8:00	5	15.3
9/2/2009 9:00	16.8	8.1	9/4/2009 9:00	14.2	14
9/2/2009 10:00	14.1	6.3	9/4/2009 10:00	18.7	9.4
9/2/2009 11:00	16.3	3.4	9/4/2009 11:00	20.6	4.7
9/2/2009 12:00	1.8	1.4	9/4/2009 12:00	19.8	7.1
9/2/2009 13:00	16	4.7	9/4/2009 13:00	18.7	2.4
9/2/2009 14:00	16.8	0.9	9/4/2009 14:00	8	4.9
9/2/2009 15:00	14.6	3.4	9/4/2009 15:00	11.6	2.5
9/2/2009 16:00	13	3.8	9/4/2009 16:00	3	3.2
9/2/2009 17:00	19.6	1.9	9/4/2009 17:00	9.4	4.5
9/2/2009 18:00	14.4	0.6	9/4/2009 18:00	11.1	3.5
9/2/2009 19:00	5.1	0.4	9/4/2009 19:00	2.8	3.2
9/2/2009 20:00	1.4	2	9/4/2009 20:00	10.4	3.4
9/2/2009 21:00	1.1	2.2	9/4/2009 21:00	9.2	4.2
9/2/2009 22:00	3.2	2.6	9/4/2009 22:00	3.7	11.7
9/2/2009 23:00	5.3	0	9/4/2009 23:00	5.2	7.5
9/3/2009 0:00	18.6	0.3	9/5/2009 0:00	8	6.6
9/3/2009 1:00	12.2	0.2	9/5/2009 1:00	1.5	7
9/3/2009 2:00	11.6	-0.9	9/5/2009 2:00	7.5	4.5
9/3/2009 3:00	15.5	0	9/5/2009 3:00	10.3	3.3
9/3/2009 4:00	10.2	0.2	9/5/2009 4:00	9.4	4.5
9/3/2009 5:00	6.8	0.6	9/5/2009 5:00	3	4.3
9/3/2009 6:00	16.1	0.1	9/5/2009 6:00	3.5	4.9
9/3/2009 7:00	7.4	0.7	9/5/2009 7:00	0.1	4.5
9/3/2009 8:00	7	-0.4	9/5/2009 8:00	6	5.4
9/3/2009 9:00	5.7	0.3	9/5/2009 9:00	5.7	3.5
9/3/2009 10:00	7.1	0.5	9/5/2009 10:00	3.7	3.1
9/3/2009 11:00	4.1	1.2	9/5/2009 11:00	2.3	3.7
9/3/2009 12:00	12.3	-0.1	9/5/2009 12:00	4.5	5.2
9/3/2009 13:00	11.2	-0.6	9/5/2009 13:00	3.9	5.6
9/3/2009 14:00	4	0.4	9/5/2009 14:00	1.4	6
9/3/2009 15:00	5.9	---	9/5/2009 15:00	2.9	5.2
9/3/2009 16:00	13	---	9/5/2009 16:00	5	6.7
9/3/2009 17:00	5.5	24.4	9/5/2009 17:00	0.2	5.4
9/3/2009 18:00	3.9	2.8	9/5/2009 18:00	0.3	6.4
9/3/2009 19:00	5.5	5.6	9/5/2009 19:00	-0.2	3.6
9/3/2009 20:00	6.6	2.1	9/5/2009 20:00	3.4	5.1
9/3/2009 21:00	14.1	2	9/5/2009 21:00	-0.3	2.5
9/3/2009 22:00	16.8	3.1	9/5/2009 22:00	5.7	2.1
9/3/2009 23:00	11.1	2.6	9/5/2009 23:00	6.6	2.5

TABLE 3-1

## Turbidity Readings from In-Stream Monitoring Stations

Time mm/dd/yy h:m	Turbidity (NTUs)		Time mm/dd/yy h:m	Turbidity (NTUs)	
	Upstream	Downstream		Upstream	Downstream
9/6/2009 0:00	0.5	2.5	9/8/2009 0:00	0.6	0.6
9/6/2009 1:00	-0.4	1.9	9/8/2009 1:00	1.3	0.8
9/6/2009 2:00	3.4	4.9	9/8/2009 2:00	3.3	1.1
9/6/2009 3:00	4.8	2.2	9/8/2009 3:00	-0.4	1.4
9/6/2009 4:00	4.7	2.5	9/8/2009 4:00	0.1	1.3
9/6/2009 5:00	2.7	1.7	9/8/2009 5:00	5.3	1.6
9/6/2009 6:00	5.2	1.7	9/8/2009 6:00	5.4	0.7
9/6/2009 7:00	3.7	1.8	9/8/2009 7:00	3.3	1.3
9/6/2009 8:00	4.9	4.3	9/8/2009 8:00	3.7	0.9
9/6/2009 9:00	3.6	2.3	9/8/2009 9:00	2.7	1.1
9/6/2009 10:00	2.9	2.3	9/8/2009 10:00	6.6	3.4
9/6/2009 11:00	2.7	1.6	9/8/2009 11:00	4.8	7.9
9/6/2009 12:00	1.1	1.8	9/8/2009 12:00	4.5	4.8
9/6/2009 13:00	1.9	10.4	9/8/2009 13:00	2.1	3.6
9/6/2009 14:00	0.7	3.6	9/8/2009 14:00	5.4	3.8
9/6/2009 15:00	3.5	4.6	9/8/2009 15:00	4.4	5.9
9/6/2009 16:00	3.5	2.8	9/8/2009 16:00	0	4.2
9/6/2009 17:00	0.7	2.8	9/8/2009 17:00	3.6	4
9/6/2009 18:00	3.3	3	9/8/2009 18:00	2.6	4.4
9/6/2009 19:00	6.7	3.4	9/8/2009 19:00	7.5	4.2
9/6/2009 20:00	6.2	2.3	9/8/2009 20:00	25.4	3.5
9/6/2009 21:00	1.4	5.9	9/8/2009 21:00	37.9	5.4
9/6/2009 22:00	2.7	3.7	9/8/2009 22:00	38.1	2.9
9/6/2009 23:00	5.7	1.8	9/8/2009 23:00	0.9	2.1
9/7/2009 0:00	3.2	1.6	9/9/2009 0:00	4.5	3.2
9/7/2009 1:00	6.6	1.6	9/9/2009 1:00	4.4	3.9
9/7/2009 2:00	6.3	1.9	9/9/2009 2:00	5	1.6
9/7/2009 3:00	3.4	0.7	9/9/2009 3:00	4.6	4.4
9/7/2009 4:00	2.2	1	9/9/2009 4:00	9.5	2
9/7/2009 5:00	107.2	0.9	9/9/2009 5:00	5.5	1.5
9/7/2009 6:00	49.8	0.8	9/9/2009 6:00	2.1	1.1
9/7/2009 7:00	7.3	1.1	9/9/2009 7:00	7.1	2.6
9/7/2009 8:00	4.5	1.2	9/9/2009 8:00	8.5	3.4
9/7/2009 9:00	0.8	1.2	9/9/2009 9:00	5.7	1.3
9/7/2009 10:00	3.9	1.3	9/9/2009 10:00	5.4	1.7
9/7/2009 11:00	1.6	1.3	9/9/2009 11:00	7.1	1
9/7/2009 12:00	4.5	1.2	9/9/2009 12:00	1.8	1.7
9/7/2009 13:00	3.9	1.3	9/9/2009 13:00	4.1	1.8
9/7/2009 14:00	4.5	3.8	9/9/2009 14:00	3.4	1.5
9/7/2009 15:00	4.4	4.6	9/9/2009 15:00	3.1	1.6
9/7/2009 16:00	3.9	3.3	9/9/2009 16:00	0.7	2.7
9/7/2009 17:00	9.8	2.9	9/9/2009 17:00	5.7	1.4
9/7/2009 18:00	5.6	5.2	9/9/2009 18:00	1.6	2.6
9/7/2009 19:00	7.9	3.4	9/9/2009 19:00	-0.4	2.3
9/7/2009 20:00	4.2	4	9/9/2009 20:00	14	5
9/7/2009 21:00	3.3	5.9	9/9/2009 21:00	11.4	3.6
9/7/2009 22:00	3.3	2.1	9/9/2009 22:00	13.8	4.7
9/7/2009 23:00	2	1.1	9/9/2009 23:00	12.2	5.5

TABLE 3-1

## Turbidity Readings from In-Stream Monitoring Stations

Time mm/dd/yy h:m	Turbidity (NTUs)		Time mm/dd/yy h:m	Turbidity (NTUs)	
	Upstream	Downstream		Upstream	Downstream
9/10/2009 0:00	14.6	4.5	9/12/2009 0:00	14.2	0.6
9/10/2009 1:00	11.7	4.1	9/12/2009 1:00	3.1	2.5
9/10/2009 2:00	6.3	4.6	9/12/2009 2:00	6.5	1.3
9/10/2009 3:00	16.1	4	9/12/2009 3:00	6.6	0.6
9/10/2009 4:00	14.4	4.4	9/12/2009 4:00	21.7	1.6
9/10/2009 5:00	13.4	4.9	9/12/2009 5:00	10.2	0.5
9/10/2009 6:00	2.4	5.6	9/12/2009 6:00	21.7	1.6
9/10/2009 7:00	12.4	4.3	9/12/2009 7:00	3.7	0.9
9/10/2009 8:00	17.1	4.5	9/12/2009 8:00	-0.1	0.5
9/10/2009 9:00	7.3	3.6	9/12/2009 9:00	7.6	1.2
9/10/2009 10:00	12.8	4.2	9/12/2009 10:00	5.9	1.4
9/10/2009 11:00	10.2	8	9/12/2009 11:00	1.1	2.1
9/10/2009 12:00	6.5	5.7	9/12/2009 12:00	2.2	1.9
9/10/2009 13:00	7	6.2	9/12/2009 13:00	3.9	0.9
9/10/2009 14:00	9.8	6.7	9/12/2009 14:00	1.4	1.4
9/10/2009 15:00	4.1	6.4	9/12/2009 15:00	5.8	2.9
9/10/2009 16:00	5.5	8	9/12/2009 16:00	1.3	0.9
9/10/2009 17:00	4.9	9	9/12/2009 17:00	-0.6	2.3
9/10/2009 18:00	1.4	5.9	9/12/2009 18:00	3.8	4.8
9/10/2009 19:00	8.6	7.3	9/12/2009 19:00	1.4	2.3
9/10/2009 20:00	4.6	9.2	9/12/2009 20:00	-0.5	1.1
9/10/2009 21:00	2.9	10.4	9/12/2009 21:00	-0.2	1.7
9/10/2009 22:00	5.2	8.3	9/12/2009 22:00	-0.6	2.6
9/10/2009 23:00	1.2	1.4	9/12/2009 23:00	0.8	0.2
9/11/2009 0:00	23.3	0.1	9/13/2009 0:00	1.8	0.1
9/11/2009 1:00	284.8	2.1	9/13/2009 1:00	3.5	0.6
9/11/2009 2:00	2.6	1.3	9/13/2009 2:00	1.5	0.5
9/11/2009 3:00	7.5	3.9	9/13/2009 3:00	0.6	0.6
9/11/2009 4:00	6.1	1.5	9/13/2009 4:00	3.6	0.4
9/11/2009 5:00	0.8	1.9	9/13/2009 5:00	5.8	1.1
9/11/2009 6:00	4.1	4.4	9/13/2009 6:00	0.3	0.3
9/11/2009 7:00	11.1	3	9/13/2009 7:00	5.8	1.1
9/11/2009 8:00	9.1	5.5	9/13/2009 8:00	4.1	1.5
9/11/2009 9:00	2.7	6.6	9/13/2009 9:00	3.9	1.4
9/11/2009 10:00	20.1	3.3	9/13/2009 10:00	0.1	1
9/11/2009 11:00	4.4	2.5	9/13/2009 11:00	1	0.9
9/11/2009 12:00	11.6	2.6	9/13/2009 12:00	2	1.3
9/11/2009 13:00	8.9	3.5	9/13/2009 13:00	-0.4	3.2
9/11/2009 14:00	8.2	2.2	9/13/2009 14:00	1	4
9/11/2009 15:00	3.4	2.1	9/13/2009 15:00	2.9	3.7
9/11/2009 16:00	29.6	1.5	9/13/2009 16:00	-0.2	5.9
9/11/2009 17:00	17.3	3.9	9/13/2009 17:00	0.4	6.4
9/11/2009 18:00	5.7	3.2	9/13/2009 18:00	3.6	5.4
9/11/2009 19:00	2.7	3	9/13/2009 19:00	1.9	3.6
9/11/2009 20:00	11.6	1.3	9/13/2009 20:00	2.6	17.3
9/11/2009 21:00	5.8	3.3	9/13/2009 21:00	4	1.8
9/11/2009 22:00	4.2	1.8	9/13/2009 22:00	-0.6	2.4
9/11/2009 23:00	9.9	7.1	9/13/2009 23:00	0.8	3.1

TABLE 3-1

## Turbidity Readings from In-Stream Monitoring Stations

Time mm/dd/yy h:m	Turbidity (NTUs)		Time mm/dd/yy h:m	Turbidity (NTUs)	
	Upstream	Downstream		Upstream	Downstream
9/14/2009 0:00	0.5	1	9/16/2009 0:00	6	1.8
9/14/2009 1:00	-0.4	1.8	9/16/2009 1:00	5.4	2.4
9/14/2009 2:00	-0.8	2.4	9/16/2009 2:00	6.6	3.2
9/14/2009 3:00	-0.5	4.3	9/16/2009 3:00	4.2	2.5
9/14/2009 4:00	-0.6	2.3	9/16/2009 4:00	4	0.8
9/14/2009 5:00	1.9	1.4	9/16/2009 5:00	-0.1	1.2
9/14/2009 6:00	3	3.3	9/16/2009 6:00	6.5	0.6
9/14/2009 7:00	3.8	1.3	9/16/2009 7:00	7.7	0.1
9/14/2009 8:00	6.3	2.8	9/16/2009 8:00	6.4	0.9
9/14/2009 9:00	---	5.3	9/16/2009 9:00	5.9	1.1
9/14/2009 10:00	---	2.3	9/16/2009 10:00	7.7	0.8
9/14/2009 11:00	---	---	9/16/2009 11:00	2.3	0.7
9/14/2009 12:00	---	---	9/16/2009 12:00	5.4	0.8
9/14/2009 13:00	6.1	---	9/16/2009 13:00	4.8	-0.2
9/14/2009 14:00	5	2.8	9/16/2009 14:00	4.7	1.7
9/14/2009 15:00	2.5	1.5	9/16/2009 15:00	4.1	1.9
9/14/2009 16:00	4.5	1.7	9/16/2009 16:00	4	3
9/14/2009 17:00	7.2	4.9	9/16/2009 17:00	2.1	3
9/14/2009 18:00	4.3	3.6	9/16/2009 18:00	1.5	3.1
9/14/2009 19:00	4.2	1.8	9/16/2009 19:00	6	4
9/14/2009 20:00	5.2	1.1	9/16/2009 20:00	4.3	4.5
9/14/2009 21:00	5.5	0.8	9/16/2009 21:00	2	5.6
9/14/2009 22:00	3.8	1.3	9/16/2009 22:00	4.4	8.9
9/14/2009 23:00	1.9	0.2	9/16/2009 23:00	4.9	5.7
9/15/2009 0:00	1.2	0.6	9/17/2009 0:00	8.2	7.5
9/15/2009 1:00	4	-0.3	9/17/2009 1:00	2.1	0.4
9/15/2009 2:00	4.8	0.4	9/17/2009 2:00	8.3	4.2
9/15/2009 3:00	3.9	-0.1	9/17/2009 3:00	3.8	4.7
9/15/2009 4:00	10.3	-0.5	9/17/2009 4:00	1.7	3
9/15/2009 5:00	9.8	3.3	9/17/2009 5:00	6	2
9/15/2009 6:00	9.3	1.6	9/17/2009 6:00	22.1	1.8
9/15/2009 7:00	3	1.1	9/17/2009 7:00	6.1	5.9
9/15/2009 8:00	4	1.1	9/17/2009 8:00	6.6	3.8
9/15/2009 9:00	3.2	1.2	9/17/2009 9:00	1.4	0.3
9/15/2009 10:00	5	1.9	9/17/2009 10:00	3	-0.4
9/15/2009 11:00	4.2	1	9/17/2009 11:00	5	0.1
9/15/2009 12:00	3.1	1.8	9/17/2009 12:00	2.6	2.8
9/15/2009 13:00	5.3	1.9	9/17/2009 13:00	1.7	0.9
9/15/2009 14:00	7.9	0.1	9/17/2009 14:00	4	-0.2
9/15/2009 15:00	3.6	0.4	9/17/2009 15:00	6	2.1
9/15/2009 16:00	3.5	10.8	9/17/2009 16:00	13.6	-0.5
9/15/2009 17:00	7.2	7.3	9/17/2009 17:00	6.7	0.4
9/15/2009 18:00	6.6	8.9	9/17/2009 18:00	5.3	3.7
9/15/2009 19:00	4.3	4.9	9/17/2009 19:00	10.8	2.8
9/15/2009 20:00	5.9	8.1	9/17/2009 20:00	6.4	1.8
9/15/2009 21:00	1.8	3.3	9/17/2009 21:00	14.9	1.7
9/15/2009 22:00	7.3	3.1	9/17/2009 22:00	9.4	0.3
9/15/2009 23:00	5.5	2.7	9/17/2009 23:00	8.8	1.2

TABLE 3-1

## Turbidity Readings from In-Stream Monitoring Stations

Time mm/dd/yy h:m	Turbidity (NTUs)		Time mm/dd/yy h:m	Turbidity (NTUs)	
	Upstream	Downstream		Upstream	Downstream
9/18/2009 0:00	7.3	1	9/20/2009 0:00	3.7	-0.6
9/18/2009 1:00	8.4	-0.3	9/20/2009 1:00	6.4	-0.2
9/18/2009 2:00	10.6	4.4	9/20/2009 2:00	6.7	1
9/18/2009 3:00	10.1	3.9	9/20/2009 3:00	2.3	3
9/18/2009 4:00	13	8.7	9/20/2009 4:00	1.7	1.4
9/18/2009 5:00	15.9	0.3	9/20/2009 5:00	4.4	3.7
9/18/2009 6:00	13.6	1.3	9/20/2009 6:00	4.5	3
9/18/2009 7:00	17.4	2.2	9/20/2009 7:00	4.2	1.1
9/18/2009 8:00	14.6	5.6	9/20/2009 8:00	2.5	2.2
9/18/2009 9:00	19.3	6.6	9/20/2009 9:00	7.1	0
9/18/2009 10:00	11.1	1.2	9/20/2009 10:00	0.1	0
9/18/2009 11:00	14.7	1.5	9/20/2009 11:00	1.9	2.2
9/18/2009 12:00	17.4	5.3	9/20/2009 12:00	3.7	5.7
9/18/2009 13:00	15.9	7.1	9/20/2009 13:00	2.5	7
9/18/2009 14:00	17.1	7	9/20/2009 14:00	1.7	4.8
9/18/2009 15:00	10.6	8.4	9/20/2009 15:00	0.4	5.6
9/18/2009 16:00	5.6	7.5	9/20/2009 16:00	6.7	7.6
9/18/2009 17:00	12.6	7.6	9/20/2009 17:00	5.6	8.3
9/18/2009 18:00	14.2	7.3	9/20/2009 18:00	5.1	7.1
9/18/2009 19:00	9.4	7.6	9/20/2009 19:00	4.4	4.6
9/18/2009 20:00	16.1	8.6	9/20/2009 20:00	3.6	7.7
9/18/2009 21:00	12.2	6.6	9/20/2009 21:00	5.7	8.7
9/18/2009 22:00	12.4	7.8	9/20/2009 22:00	2.4	12
9/18/2009 23:00	5.5	11	9/20/2009 23:00	3.6	11.8
9/19/2009 0:00	6.5	7.4	9/21/2009 0:00	5.7	10.9
9/19/2009 1:00	7.8	7.6	9/21/2009 1:00	3.8	7.3
9/19/2009 2:00	6.6	6.4	9/21/2009 2:00	4.9	9.4
9/19/2009 3:00	6.7	4.1	9/21/2009 3:00	7.4	9.7
9/19/2009 4:00	10.5	2.8	9/21/2009 4:00	6.7	5.5
9/19/2009 5:00	11.9	2.7	9/21/2009 5:00	8.4	7.5
9/19/2009 6:00	8.7	8.1	9/21/2009 6:00	5.6	6.4
9/19/2009 7:00	10.7	0.8	9/21/2009 7:00	8.2	14.1
9/19/2009 8:00	9.9	1.7	9/21/2009 8:00	5.7	5.8
9/19/2009 9:00	10.7	2.6	9/21/2009 9:00	6.2	9.4
9/19/2009 10:00	8.4	1.2	9/21/2009 10:00	4.1	3.9
9/19/2009 11:00	7.8	1.9	9/21/2009 11:00	5.6	5.8
9/19/2009 12:00	9.2	3.2	9/21/2009 12:00	5.6	4.8
9/19/2009 13:00	5.6	1.7	9/21/2009 13:00	8.3	4.7
9/19/2009 14:00	11.8	1.2	9/21/2009 14:00	5.5	4.5
9/19/2009 15:00	6.8	1.2	9/21/2009 15:00	11.5	7.2
9/19/2009 16:00	4.7	1.2	9/21/2009 16:00	7.1	2.7
9/19/2009 17:00	4.1	2.6	9/21/2009 17:00	5.3	3.7
9/19/2009 18:00	2	12	9/21/2009 18:00	5.8	3.8
9/19/2009 19:00	6.2	2.4	9/21/2009 19:00	10.5	6.4
9/19/2009 20:00	4.8	4.1	9/21/2009 20:00	10.6	6.6
9/19/2009 21:00	3.4	2.4	9/21/2009 21:00	10	8.3
9/19/2009 22:00	5.6	1.4	9/21/2009 22:00	7.6	2.6
9/19/2009 23:00	5.6	1.7	9/21/2009 23:00	7.9	3.6

TABLE 3-1

## Turbidity Readings from In-Stream Monitoring Stations

Time mm/dd/yy h:m	Turbidity (NTUs)		Time mm/dd/yy h:m	Turbidity (NTUs)	
	Upstream	Downstream		Upstream	Downstream
9/22/2009 0:00	7.2	4.9	9/24/2009 0:00	35.9	3.1
9/22/2009 1:00	8.7	5.1	9/24/2009 1:00	44.3	2.5
9/22/2009 2:00	5.6	4.3	9/24/2009 2:00	38.9	3.2
9/22/2009 3:00	6.1	7.3	9/24/2009 3:00	20.1	0
9/22/2009 4:00	8.6	5.1	9/24/2009 4:00	25.7	1.6
9/22/2009 5:00	6.6	7.1	9/24/2009 5:00	21.8	0.6
9/22/2009 6:00	4	3.9	9/24/2009 6:00	24.2	12.5
9/22/2009 7:00	6.4	7.7	9/24/2009 7:00	25.9	16.6
9/22/2009 8:00	8.2	4.4	9/24/2009 8:00	18.2	7.4
9/22/2009 9:00	40.1	2.9	9/24/2009 9:00	23	4.6
9/22/2009 10:00	6.7	3.9	9/24/2009 10:00	18.8	3.8
9/22/2009 11:00	8.7	5.2	9/24/2009 11:00	16.5	4.7
9/22/2009 12:00	8.5	4.9	9/24/2009 12:00	19.2	8.1
9/22/2009 13:00	5.5	6.3	9/24/2009 13:00	13.9	9.6
9/22/2009 14:00	9.2	5.4	9/24/2009 14:00	14	9.8
9/22/2009 15:00	11.5	6.7	9/24/2009 15:00		5.8
9/22/2009 16:00	11.3	5.5	9/24/2009 16:00		8.5
9/22/2009 17:00	5.4	4.3	9/24/2009 17:00	15.1	7.6
9/22/2009 18:00	14.4	6.6	9/24/2009 18:00	16.1	6.9
9/22/2009 19:00	17.3	6.2	9/24/2009 19:00	25.1	6.8
9/22/2009 20:00	41.1	6.6	9/24/2009 20:00	13.5	6.9
9/22/2009 21:00	10.3	4.4	9/24/2009 21:00	12.2	4.6
9/22/2009 22:00	17.4	5.9	9/24/2009 22:00	10.8	6.2
9/22/2009 23:00	17.4	2.3	9/24/2009 23:00	11.8	4.3
9/23/2009 0:00	16.6	4.7	9/25/2009 0:00	17.2	3.3
9/23/2009 1:00	16.8	3.3	9/25/2009 1:00	14.1	2.4
9/23/2009 2:00	13.6	1.9	9/25/2009 2:00	14.7	2.9
9/23/2009 3:00	18.2	6.5	9/25/2009 3:00	17	5.1
9/23/2009 4:00	14.7	10.8	9/25/2009 4:00	14.5	4.1
9/23/2009 5:00	14.6	2.6	9/25/2009 5:00	16	10.2
9/23/2009 6:00	24.2	7.5	9/25/2009 6:00	19.1	8.9
9/23/2009 7:00	41.8	107.5	9/25/2009 7:00	11.6	4.4
9/23/2009 8:00	29.2	2.9	9/25/2009 8:00	17.2	4
9/23/2009 9:00	29.8	1.6	9/25/2009 9:00	18.5	4.4
9/23/2009 10:00	35.5	4.2	9/25/2009 10:00	15.9	4.1
9/23/2009 11:00	30	5.5	9/25/2009 11:00	19.9	4.9
9/23/2009 12:00	49.2	3.1	9/25/2009 12:00	16.8	5
9/23/2009 13:00	39.6	1.6	9/25/2009 13:00	16.9	5.2
9/23/2009 14:00	26	2.2	9/25/2009 14:00	15.8	5.5
9/23/2009 15:00	22.5	3.4	9/25/2009 15:00	16.9	55.9
9/23/2009 16:00	20.4	1.9	9/25/2009 16:00	14.1	3.8
9/23/2009 17:00	21.4	5.2	9/25/2009 17:00	15.1	1.4
9/23/2009 18:00	34.3	1.4	9/25/2009 18:00	14.3	1.4
9/23/2009 19:00	25.4	3	9/25/2009 19:00	13.7	55.7
9/23/2009 20:00	38.6	6.7	9/25/2009 20:00	18.6	0.8
9/23/2009 21:00	42.9	2.2	9/25/2009 21:00	16.8	56
9/23/2009 22:00	38.5	4.2	9/25/2009 22:00	8.7	2
9/23/2009 23:00	38.8	5.5	9/25/2009 23:00	14.2	3.2



TABLE 3-1

## Turbidity Readings from In-Stream Monitoring Stations

Time mm/dd/yy h:m	Turbidity (NTUs)		Time mm/dd/yy h:m	Turbidity (NTUs)	
	Upstream	Downstream		Upstream	Downstream
9/26/2009 0:00	15.1	1.5	9/28/2009 0:00	73.7	13.1
9/26/2009 1:00	17	1.8	9/28/2009 1:00	69.7	12
9/26/2009 2:00	14	2.6	9/28/2009 2:00	58.8	11.3
9/26/2009 3:00	14.9	1.5	9/28/2009 3:00	66.3	13.5
9/26/2009 4:00	13.8	1.8	9/28/2009 4:00	50.4	16.9
9/26/2009 5:00	15.1	5	9/28/2009 5:00	72.3	16
9/26/2009 6:00	12.3	2.6	9/28/2009 6:00	75	17.3
9/26/2009 7:00	14.4	4.7	9/28/2009 7:00	64.7	18.1
9/26/2009 8:00	12.4	17.7	9/28/2009 8:00	66.3	21.7
9/26/2009 9:00	10.4	8.3	9/28/2009 9:00	55.7	16.3
9/26/2009 10:00	27.3	56.3	9/28/2009 10:00	65.2	16.5
9/26/2009 11:00	15.6	1.8	9/28/2009 11:00	66.7	19.2
9/26/2009 12:00	17.8	2.4	9/28/2009 12:00	66.2	13.8
9/26/2009 13:00	17.8	2.2	9/28/2009 13:00		16
9/26/2009 14:00	18	11.3	9/28/2009 14:00	79.7	16.7
9/26/2009 15:00	22.3	72.7	9/28/2009 15:00	57.2	17.6
9/26/2009 16:00	16.1	2.5	9/28/2009 16:00	35.1	15.8
9/26/2009 17:00	14.3	57.4	9/28/2009 17:00	81.5	21.4
9/26/2009 18:00	8	2	9/28/2009 18:00	50.1	16.9
9/26/2009 19:00	8.2	-0.1	9/28/2009 19:00	49.2	16.8
9/26/2009 20:00	12.5	63.9	9/28/2009 20:00	56.2	21.3
9/26/2009 21:00	13.2	3	9/28/2009 21:00	61	15.7
9/26/2009 22:00	11.1	3	9/28/2009 22:00	52.5	17.8
9/26/2009 23:00	35.9	2.3	9/28/2009 23:00	43.4	13.8
9/27/2009 0:00	13.2	0.2	9/29/2009 0:00	56.2	13
9/27/2009 1:00	13.3	1	9/29/2009 1:00	41.1	13.3
9/27/2009 2:00	12.9	0.4	9/29/2009 2:00	54	8.5
9/27/2009 3:00	9.9	0.9	9/29/2009 3:00	51.6	10.9
9/27/2009 4:00	15.7	1.7	9/29/2009 4:00	48.5	8.5
9/27/2009 5:00	11.5	4.9	9/29/2009 5:00	41.6	10.2
9/27/2009 6:00	10.7	4.6	9/29/2009 6:00	37.6	8
9/27/2009 7:00	11.1	4.4	9/29/2009 7:00	38.3	10.9
9/27/2009 8:00	11.3	72	9/29/2009 8:00	44.1	7.2
9/27/2009 9:00	18.3	3.8	9/29/2009 9:00	53.1	10.9
9/27/2009 10:00	10.6	7.2	9/29/2009 10:00	38.6	10
9/27/2009 11:00	12.1	7.4	9/29/2009 11:00	44.1	9.7
9/27/2009 12:00	14.7	8.2	9/29/2009 12:00	55.9	12
9/27/2009 13:00	16	8.4	9/29/2009 13:00	53.4	10
9/27/2009 14:00	14.8	8.8	9/29/2009 14:00	42.8	9.4
9/27/2009 15:00	8.4	13.1	9/29/2009 15:00	47.1	7.7
9/27/2009 16:00	13.6	6.9	9/29/2009 16:00	46.1	10
9/27/2009 17:00	7.9	7	9/29/2009 17:00	39	12.6
9/27/2009 18:00	8.2	10.2	9/29/2009 18:00	42.1	13.6
9/27/2009 19:00	35.7	11.8	9/29/2009 19:00	28	15.8
9/27/2009 20:00	25.9	8.2	9/29/2009 20:00	43.4	15.5
9/27/2009 21:00	22.2	9	9/29/2009 21:00	40.8	17.5
9/27/2009 22:00	48.5	29.6	9/29/2009 22:00	28.3	16.8
9/27/2009 23:00	54.4	12.4	9/29/2009 23:00	36.5	19.6

TABLE 3-1

## Turbidity Readings from In-Stream Monitoring Stations

Time mm/dd/yy h:m	Turbidity (NTUs)		Time mm/dd/yy h:m	Turbidity (NTUs)	
	Upstream	Downstream		Upstream	Downstream
9/30/2009 0:00	43	17	10/2/2009 0:00	49.8	29.1
9/30/2009 1:00	91	20.1	10/2/2009 1:00	32.2	34.6
9/30/2009 2:00	28.5	17	10/2/2009 2:00	35.7	33.6
9/30/2009 3:00	21.4	19.6	10/2/2009 3:00	45.6	31.9
9/30/2009 4:00	23.9	16.6	10/2/2009 4:00	51.1	29.3
9/30/2009 5:00	26	4.2	10/2/2009 5:00	46	29.4
9/30/2009 6:00	24.8	14.2	10/2/2009 6:00	39.1	27.5
9/30/2009 7:00	25.1	9.2	10/2/2009 7:00	31.8	26.5
9/30/2009 8:00	18.9	18.8	10/2/2009 8:00	34.1	25.7
9/30/2009 9:00	24.9	20	10/2/2009 9:00	32.8	67.7
9/30/2009 10:00	30.4	16.9	10/2/2009 10:00	22.4	37
9/30/2009 11:00	28.4	33.4	10/2/2009 11:00	33.8	36.1
9/30/2009 12:00	33.5	22	10/2/2009 12:00	34.1	37.4
9/30/2009 13:00	25.9	20.7	10/2/2009 13:00	33.9	31.2
9/30/2009 14:00	24.3	8.6	10/2/2009 14:00	30.3	33.4
9/30/2009 15:00	19.1	16	10/2/2009 15:00	30.9	33.1
9/30/2009 16:00	22.9	22.8	10/2/2009 16:00	29	51.7
9/30/2009 17:00	20.5	8	10/2/2009 17:00	141.3	31.6
9/30/2009 18:00	19.8	21.3	10/2/2009 18:00	28.5	29.2
9/30/2009 19:00	21.5	19.9	10/2/2009 19:00	31.4	46.1
9/30/2009 20:00	18.4	53.7	10/2/2009 20:00	27	30.6
9/30/2009 21:00	21.9	53.6	10/2/2009 21:00	23.5	25.3
9/30/2009 22:00	17.1	21.9	10/2/2009 22:00	32.3	7.9
9/30/2009 23:00	20.1	10.2	10/2/2009 23:00	34.4	9.4
10/1/2009 0:00	21.9	15.7	10/3/2009 0:00	48.4	8.9
10/1/2009 1:00	12	5.6	10/3/2009 1:00	171.9	11.4
10/1/2009 2:00	19.9	14.5	10/3/2009 2:00	35.6	11.7
10/1/2009 3:00	19.7	13.2	10/3/2009 3:00	43.8	9.1
10/1/2009 4:00	19.1	11.4	10/3/2009 4:00	61.2	3.9
10/1/2009 5:00	19.5	14.2	10/3/2009 5:00	37.2	8.5
10/1/2009 6:00	16.9	14.8	10/3/2009 6:00	34.1	3.3
10/1/2009 7:00	20.9	40.9	10/3/2009 7:00	50.7	3.6
10/1/2009 8:00	20.9	33.2	10/3/2009 8:00	35.3	5.1
10/1/2009 9:00	23.1	29	10/3/2009 9:00	20.7	10.4
10/1/2009 10:00	16.7	25	10/3/2009 10:00	26.2	9
10/1/2009 11:00	20.7	26.7	10/3/2009 11:00	28.3	8.3
10/1/2009 12:00	24.6	27.9	10/3/2009 12:00	33.7	6.8
10/1/2009 13:00	30.1	27.1	10/3/2009 13:00	23.4	6.4
10/1/2009 14:00	29	25.7	10/3/2009 14:00	32.8	6.8
10/1/2009 15:00	20.2	25.5	10/3/2009 15:00	25.9	8.4
10/1/2009 16:00	12.6	52.1	10/3/2009 16:00	21.1	4.5
10/1/2009 17:00	24.5	27.4	10/3/2009 17:00	34.7	6.8
10/1/2009 18:00	15.9	26.4	10/3/2009 18:00	18.6	4.5
10/1/2009 19:00	21.6	24.3	10/3/2009 19:00	30.3	11.1
10/1/2009 20:00	16.5	24	10/3/2009 20:00	16.2	5.6
10/1/2009 21:00	19	24.1	10/3/2009 21:00	14.2	3.7
10/1/2009 22:00	12.6	26.2	10/3/2009 22:00	21.2	3.8
10/1/2009 23:00	22.6	30.5	10/3/2009 23:00	22.8	4.1

TABLE 3-1

## Turbidity Readings from In-Stream Monitoring Stations

Time mm/dd/yy h:m	Turbidity (NTUs)		Time mm/dd/yy h:m	Turbidity (NTUs)	
	Upstream	Downstream		Upstream	Downstream
10/4/2009 0:00	24	2.1	10/6/2009 0:00	34.2	33.7
10/4/2009 1:00	22.6	3.4	10/6/2009 1:00	51	6.9
10/4/2009 2:00	26	1.9	10/6/2009 2:00	72.6	29.3
10/4/2009 3:00	28.9	4.7	10/6/2009 3:00	66	27.5
10/4/2009 4:00	27.8	4.4	10/6/2009 4:00	45.8	6.4
10/4/2009 5:00	27.9	3	10/6/2009 5:00	59.8	29.9
10/4/2009 6:00	28	2	10/6/2009 6:00	83.6	8.9
10/4/2009 7:00	37.4	2.9	10/6/2009 7:00	78.4	35.4
10/4/2009 8:00	21.2	3.5	10/6/2009 8:00	76.5	24.3
10/4/2009 9:00	42.6	4.7	10/6/2009 9:00	67.7	33.2
10/4/2009 10:00	21	5.3	10/6/2009 10:00	53.9	28.3
10/4/2009 11:00	22.2	6	10/6/2009 11:00	58.9	30.8
10/4/2009 12:00	31.6	5.3	10/6/2009 12:00	53.1	35
10/4/2009 13:00	25.3	11.5	10/6/2009 13:00	59.5	42.3
10/4/2009 14:00	34.3	8	10/6/2009 14:00	73.7	51.3
10/4/2009 15:00	15	26.5	10/6/2009 15:00	59.7	38.7
10/4/2009 16:00	22	8.9	10/6/2009 16:00	48.1	40.3
10/4/2009 17:00	20.5	7.4	10/6/2009 17:00	49.2	36.2
10/4/2009 18:00	19.7	26.8	10/6/2009 18:00	43	36.8
10/4/2009 19:00	28.1	13.7	10/6/2009 19:00	56.2	40
10/4/2009 20:00	19.2	22.2	10/6/2009 20:00	61	37.7
10/4/2009 21:00	16.9	26.1	10/6/2009 21:00	57.1	21.6
10/4/2009 22:00	19.9	14.4	10/6/2009 22:00	51.1	25.7
10/4/2009 23:00	23	18.4	10/6/2009 23:00	74.5	12.2
10/5/2009 0:00	28.1	19.5	10/7/2009 0:00	74.9	25.3
10/5/2009 1:00	16.1	25.1	10/7/2009 1:00	68.9	31
10/5/2009 2:00	19.8	25	10/7/2009 2:00	83.9	26.8
10/5/2009 3:00	15.6	25.4	10/7/2009 3:00	71.2	27.6
10/5/2009 4:00	16.9	14	10/7/2009 4:00	69.2	27.6
10/5/2009 5:00	21.4	89.8	10/7/2009 5:00	83.4	23.6
10/5/2009 6:00	35.5	23.9	10/7/2009 6:00	61.5	26.2
10/5/2009 7:00	25.5	25.8	10/7/2009 7:00	102.3	26.3
10/5/2009 8:00	25.5	17.1	10/7/2009 8:00	60.1	28.8
10/5/2009 9:00	18	57	10/7/2009 9:00	61.7	29.3
10/5/2009 10:00	20.5	7	10/7/2009 10:00	65.6	26.6
10/5/2009 11:00	22.7	28.9	10/7/2009 11:00	55.8	26.4
10/5/2009 12:00	38.8	5.1	10/7/2009 12:00	86.8	23.2
10/5/2009 13:00	24.7	26.4	10/7/2009 13:00	70.9	25.6
10/5/2009 14:00	20.4	30.8	10/7/2009 14:00	49.4	25.2
10/5/2009 15:00	33	28	10/7/2009 15:00	64.6	25.2
10/5/2009 16:00	41.1	14.4	10/7/2009 16:00	67.8	24.7
10/5/2009 17:00	51.2	29.9	10/7/2009 17:00	58.8	22.4
10/5/2009 18:00	41.2	9.8	10/7/2009 18:00	63.3	27.4
10/5/2009 19:00	35	17.7	10/7/2009 19:00	65.8	26
10/5/2009 20:00	29.9	22.3	10/7/2009 20:00	72.1	25.3
10/5/2009 21:00	37.6	23.3	10/7/2009 21:00	61.1	28.3
10/5/2009 22:00	36.5	23.4	10/7/2009 22:00	78.7	28.9
10/5/2009 23:00	37.8	23.4	10/7/2009 23:00	105.7	27.3

TABLE 3-1

## Turbidity Readings from In-Stream Monitoring Stations

Time mm/dd/yy h:m	Turbidity (NTUs)		Time mm/dd/yy h:m	Turbidity (NTUs)	
	Upstream	Downstream		Upstream	Downstream
10/8/2009 0:00	83.5	28.3	10/10/2009 0:00	43.2	33.1
10/8/2009 1:00	80.5	24.7	10/10/2009 1:00	54.1	31.3
10/8/2009 2:00	67.9	26.4	10/10/2009 2:00	53.6	36
10/8/2009 3:00	54.5	25.6	10/10/2009 3:00	71	33.6
10/8/2009 4:00	63.7	28.3	10/10/2009 4:00	67.9	34.6
10/8/2009 5:00	62.7	27.3	10/10/2009 5:00	38.5	35.8
10/8/2009 6:00	55.8	29.6	10/10/2009 6:00	51	33.6
10/8/2009 7:00	48.3	28.1	10/10/2009 7:00	62.7	34.3
10/8/2009 8:00	40.3	28	10/10/2009 8:00	56	32.9
10/8/2009 9:00	42.3	30.8	10/10/2009 9:00	54	35.3
10/8/2009 10:00	50.5	27.1	10/10/2009 10:00	61.7	36.6
10/8/2009 11:00	44.5	27.9	10/10/2009 11:00	84.7	43.8
10/8/2009 12:00	47.4	30	10/10/2009 12:00	105.8	36.9
10/8/2009 13:00	55.3	29.3	10/10/2009 13:00	93.1	33
10/8/2009 14:00	50.8	26.4	10/10/2009 14:00	82.8	29.6
10/8/2009 15:00	54.2	28.5	10/10/2009 15:00	76	34.7
10/8/2009 16:00	68.7	22.2	10/10/2009 16:00	65.7	92.8
10/8/2009 17:00	52.9	28.5	10/10/2009 17:00	78.1	33.7
10/8/2009 18:00	77.8	29.9	10/10/2009 18:00	56.7	38.6
10/8/2009 19:00	48.6	30	10/10/2009 19:00	51.7	33.8
10/8/2009 20:00	57.8	32	10/10/2009 20:00	54.3	34.4
10/8/2009 21:00	62.2	31.9	10/10/2009 21:00	54.1	33.5
10/8/2009 22:00	63.5	31.5	10/10/2009 22:00	51.2	34.8
10/8/2009 23:00	59.9	31	10/10/2009 23:00	64.3	37.5
10/9/2009 0:00	57.6	29.1	10/11/2009 0:00	44.5	31.1
10/9/2009 1:00	58.5	33.3	10/11/2009 1:00	47.7	33.7
10/9/2009 2:00	59.7	30.1	10/11/2009 2:00	46.4	33.2
10/9/2009 3:00	66.6	31.8	10/11/2009 3:00	60.1	35.8
10/9/2009 4:00	53.7	32.9	10/11/2009 4:00	52.9	38.8
10/9/2009 5:00	65.6	33.9	10/11/2009 5:00	49.6	40.5
10/9/2009 6:00	67.1	36.5	10/11/2009 6:00	40.7	36.7
10/9/2009 7:00	75.9	33.3	10/11/2009 7:00	40.1	40.8
10/9/2009 8:00	70.7	31.6	10/11/2009 8:00	37.7	36.1
10/9/2009 9:00	52.5	27.5	10/11/2009 9:00	41.5	38.7
10/9/2009 10:00	71.5	28.7	10/11/2009 10:00	47.5	34
10/9/2009 11:00	63	32.9	10/11/2009 11:00	38.8	35.5
10/9/2009 12:00	67.7	34.4	10/11/2009 12:00	42.2	31.9
10/9/2009 13:00	71.8	29.8	10/11/2009 13:00	53.8	30.4
10/9/2009 14:00	68.7	34.4	10/11/2009 14:00	37.7	31.5
10/9/2009 15:00	62.9	33	10/11/2009 15:00	54.2	22
10/9/2009 16:00	62.9	32.8	10/11/2009 16:00	53.6	31.9
10/9/2009 17:00	62.1	35.7	10/11/2009 17:00	57.5	35.4
10/9/2009 18:00	56	32.4	10/11/2009 18:00	51.3	33.1
10/9/2009 19:00	31.2	31.6	10/11/2009 19:00	47.1	39.9
10/9/2009 20:00	40.5	32.3	10/11/2009 20:00	49	29
10/9/2009 21:00	39.4	33.3	10/11/2009 21:00	48.9	35.7
10/9/2009 22:00	39.3	34.5	10/11/2009 22:00	45.2	33.2
10/9/2009 23:00	55.6	33.8	10/11/2009 23:00	51.6	33.8

TABLE 3-1

## Turbidity Readings from In-Stream Monitoring Stations

Time mm/dd/yy h:m	Turbidity (NTUs)		Time mm/dd/yy h:m	Turbidity (NTUs)	
	Upstream	Downstream		Upstream	Downstream
10/12/2009 0:00	50	36	10/14/2009 0:00	43.1	40.9
10/12/2009 1:00	41	32.1	10/14/2009 1:00	44.2	40.3
10/12/2009 2:00	44.6	29.2	10/14/2009 2:00	42.3	37.3
10/12/2009 3:00	49.4	30.2	10/14/2009 3:00	41.3	34.2
10/12/2009 4:00	51.2	32.9	10/14/2009 4:00	34.5	36.8
10/12/2009 5:00	41.3	30.3	10/14/2009 5:00	34	41.5
10/12/2009 6:00	39.6	32.7	10/14/2009 6:00	43.3	36.7
10/12/2009 7:00	43.1	23.9	10/14/2009 7:00	51.6	35.1
10/12/2009 8:00	37.8	31.6	10/14/2009 8:00	51.1	43
10/12/2009 9:00	38.9	35.5	10/14/2009 9:00	41.6	36.1
10/12/2009 10:00	35.8	35.7	10/14/2009 10:00	44.8	44.3
10/12/2009 11:00	35.9	35.2	10/14/2009 11:00	45.9	30.6
10/12/2009 12:00	31.6	36.1	10/14/2009 12:00	46.2	41.8
10/12/2009 13:00	38.5	24.4	10/14/2009 13:00	38.1	42.5
10/12/2009 14:00	36.1	37.2	10/14/2009 14:00	37.5	49.5
10/12/2009 15:00	28.1	36.1	10/14/2009 15:00	48.8	45
10/12/2009 16:00	33.4	27.1	10/14/2009 16:00	58.3	45.7
10/12/2009 17:00	51.7	31.2	10/14/2009 17:00	48.3	42.4
10/12/2009 18:00	52.4	35.7	10/14/2009 18:00	61.1	47.3
10/12/2009 19:00	39.2	33.7	10/14/2009 19:00	69	48.1
10/12/2009 20:00	39.8	15.6	10/14/2009 20:00	56.4	42.3
10/12/2009 21:00	35.7	28.8	10/14/2009 21:00	82.1	52
10/12/2009 22:00	32.6	27.4	10/14/2009 22:00	87.5	42
10/12/2009 23:00	35.3	32.7	10/14/2009 23:00	78.5	39
10/13/2009 0:00	33	27.9	10/15/2009 0:00	65.2	19.5
10/13/2009 1:00	33.5	34	10/15/2009 1:00	76	18.2
10/13/2009 2:00	36.3	36.3	10/15/2009 2:00	67.8	34.1
10/13/2009 3:00	31.3	33.8	10/15/2009 3:00	72.4	35.1
10/13/2009 4:00	27.4	40.2	10/15/2009 4:00	58.5	40.5
10/13/2009 5:00	28.2	38.7	10/15/2009 5:00	57.5	43.5
10/13/2009 6:00	26.8	36.6	10/15/2009 6:00	69.4	46.9
10/13/2009 7:00	25.8	35	10/15/2009 7:00	62.3	42.4
10/13/2009 8:00	23.3	36.2	10/15/2009 8:00	55.3	46.3
10/13/2009 9:00	26.2	37.3	10/15/2009 9:00	51.6	36.9
10/13/2009 10:00	26.3	46	10/15/2009 10:00	83.3	37.1
10/13/2009 11:00	19.2	35	10/15/2009 11:00	75.5	47.7
10/13/2009 12:00	24.4	16	10/15/2009 12:00	71.1	44.3
10/13/2009 13:00	30.9	47.4	10/15/2009 13:00	57.1	37.9
10/13/2009 14:00	24.4	37.9	10/15/2009 14:00	53.8	43.4
10/13/2009 15:00	30.4	44.8	10/15/2009 15:00	28.4	42.6
10/13/2009 16:00	30.2	42.3	10/15/2009 16:00	46.6	39.8
10/13/2009 17:00	30.4	40.8	10/15/2009 17:00	24.9	37.4
10/13/2009 18:00	38	37.1	10/15/2009 18:00	41.4	41.2
10/13/2009 19:00	55.3	40.3	10/15/2009 19:00	39.7	39.3
10/13/2009 20:00	55.8	36.5	10/15/2009 20:00	33.1	41.5
10/13/2009 21:00	45.7	39.2	10/15/2009 21:00	36.1	43.5
10/13/2009 22:00	46.2	36.6	10/15/2009 22:00	27.4	57
10/13/2009 23:00	47.5	35.6	10/15/2009 23:00	38.9	54.1

TABLE 3-1

## Turbidity Readings from In-Stream Monitoring Stations

Time mm/dd/yy h:m	Turbidity (NTUs)		Time mm/dd/yy h:m	Turbidity (NTUs)	
	Upstream	Downstream		Upstream	Downstream
10/16/2009 0:00	27.9	61.3	10/18/2009 0:00	37.8	19.4
10/16/2009 1:00	34.1	50.1	10/18/2009 1:00	52.2	12.4
10/16/2009 2:00	29.6	37.4	10/18/2009 2:00	52.2	15.1
10/16/2009 3:00	26.9	36.3	10/18/2009 3:00	51	15.5
10/16/2009 4:00	21.5	44.9	10/18/2009 4:00	47.4	12.7
10/16/2009 5:00	22.2	45.8	10/18/2009 5:00	56.4	15.1
10/16/2009 6:00	20.9	85.3	10/18/2009 6:00	60.1	14.7
10/16/2009 7:00	27.7	53.6	10/18/2009 7:00	49.8	12.4
10/16/2009 8:00	33.2	48.5	10/18/2009 8:00	56	11.6
10/16/2009 9:00	32.2	51.8	10/18/2009 9:00	59.2	14
10/16/2009 10:00	36.4	45.5	10/18/2009 10:00	55	15.5
10/16/2009 11:00	19.9	43.1	10/18/2009 11:00	56.4	18.4
10/16/2009 12:00	35.9	47.2	10/18/2009 12:00	57.9	17
10/16/2009 13:00	22.7	43.9	10/18/2009 13:00	69.3	17.5
10/16/2009 14:00	43.8	43.9	10/18/2009 14:00	77.6	18.6
10/16/2009 15:00	28	46.4	10/18/2009 15:00	67.7	17
10/16/2009 16:00	29.5	20	10/18/2009 16:00	58.6	15.7
10/16/2009 17:00	21.3	18.1	10/18/2009 17:00	54.8	16.5
10/16/2009 18:00	21.4	15	10/18/2009 18:00	57.8	17.1
10/16/2009 19:00	23.3	16.1	10/18/2009 19:00	57.5	15.4
10/16/2009 20:00	24.9	18.1	10/18/2009 20:00	63.9	14.4
10/16/2009 21:00	21.2	14.7	10/18/2009 21:00	56.2	16.4
10/16/2009 22:00	25.1	16.6	10/18/2009 22:00	61.6	15
10/16/2009 23:00	24.4	13.9	10/18/2009 23:00	56.9	14.3
10/17/2009 0:00	25.4	13.5	10/19/2009 0:00	52.9	13.8
10/17/2009 1:00	30.4	16.5	10/19/2009 1:00	53.6	13.1
10/17/2009 2:00	29.8	13.6	10/19/2009 2:00	54.2	13
10/17/2009 3:00	24.4	13.1	10/19/2009 3:00	58	11.9
10/17/2009 4:00	25.9	13.1	10/19/2009 4:00	54.2	12.3
10/17/2009 5:00	27	14.3	10/19/2009 5:00	55.9	12.8
10/17/2009 6:00	34.4	14.1	10/19/2009 6:00	57.3	13
10/17/2009 7:00	25.4	14.4	10/19/2009 7:00	55.4	12.4
10/17/2009 8:00	24.5	13.9	10/19/2009 8:00	60.4	17.4
10/17/2009 9:00	22.9	12.4	10/19/2009 9:00	47.1	20.1
10/17/2009 10:00	34.4	14.9	10/19/2009 10:00	54.3	20.7
10/17/2009 11:00	35.8	12.5	10/19/2009 11:00	61.9	19
10/17/2009 12:00	43.6	14.5	10/19/2009 12:00	38.6	19
10/17/2009 13:00	36	11.8	10/19/2009 13:00	37.9	17.2
10/17/2009 14:00	38.8	15.6	10/19/2009 14:00	37.7	16.9
10/17/2009 15:00	39.3	12.4	10/19/2009 15:00	30.4	16.9
10/17/2009 16:00	32.2	17	10/19/2009 16:00	40.8	17
10/17/2009 17:00	36.5	14.1	10/19/2009 17:00	42.3	20.2
10/17/2009 18:00	29.9	13.2	10/19/2009 18:00	37.4	16.1
10/17/2009 19:00	27	13	10/19/2009 19:00	40.2	12.5
10/17/2009 20:00	20.1	14.7	10/19/2009 20:00	37.1	12.9
10/17/2009 21:00	37.9	14.6	10/19/2009 21:00	42.4	10.9
10/17/2009 22:00	42.8	15.3	10/19/2009 22:00	42.2	12.9
10/17/2009 23:00	44.9	17.8	10/19/2009 23:00	43.5	9.5

TABLE 3-1

## Turbidity Readings from In-Stream Monitoring Stations

Time mm/dd/yy h:m	Turbidity (NTUs)		Time mm/dd/yy h:m	Turbidity (NTUs)	
	Upstream	Downstream		Upstream	Downstream
10/20/2009 0:00	57.6	10.3	10/22/2009 0:00	28.9	10.1
10/20/2009 1:00	51.1	10.9	10/22/2009 1:00	34.4	10.3
10/20/2009 2:00	40.3	8.3	10/22/2009 2:00	31.4	9.9
10/20/2009 3:00	54.2	10.2	10/22/2009 3:00	31.4	8.4
10/20/2009 4:00	54.7	9.9	10/22/2009 4:00	30.5	10.4
10/20/2009 5:00	48.7	8.4	10/22/2009 5:00	36.2	10.7
10/20/2009 6:00	53.9	9.8	10/22/2009 6:00	28.1	11.8
10/20/2009 7:00	53.3	10.3	10/22/2009 7:00	32.3	11.7
10/20/2009 8:00	48.2	7	10/22/2009 8:00	29.3	11.6
10/20/2009 9:00	49.5	6.8	10/22/2009 9:00	30.1	11.7
10/20/2009 10:00	56.3	9	10/22/2009 10:00	19.4	12.4
10/20/2009 11:00	51	9.5	10/22/2009 11:00	12.5	59
10/20/2009 12:00	51.4	54.2	10/22/2009 12:00	14.5	17
10/20/2009 13:00	48.3	12.5	10/22/2009 13:00	8.8	21.7
10/20/2009 14:00	43.4	13.4	10/22/2009 14:00	10.8	26.5
10/20/2009 15:00	51.7	13.1	10/22/2009 15:00	11.5	25.4
10/20/2009 16:00	50	13	10/22/2009 16:00	13.4	27
10/20/2009 17:00	41.2	12.3	10/22/2009 17:00	17.1	24.3
10/20/2009 18:00	44.7	15.7	10/22/2009 18:00	20.4	30.1
10/20/2009 19:00	49.9	17.7	10/22/2009 19:00	23.5	30.3
10/20/2009 20:00	43.9	13.9	10/22/2009 20:00	26.7	27.1
10/20/2009 21:00	46.5	5.8	10/22/2009 21:00	32.1	25.3
10/20/2009 22:00	26.9	6.5	10/22/2009 22:00	34.3	34.6
10/20/2009 23:00	44	9	10/22/2009 23:00	35.2	36.3
10/21/2009 0:00	76.3	8.8	10/23/2009 0:00	27.4	61.5
10/21/2009 1:00	40.7	9.1	10/23/2009 1:00	26.2	36.9
10/21/2009 2:00	45	8.6	10/23/2009 2:00	26.8	38.3
10/21/2009 3:00	61.3	7.5	10/23/2009 3:00	24.1	34.5
10/21/2009 4:00	42.2	7.1	10/23/2009 4:00	25.2	36
10/21/2009 5:00	43.2	7.5	10/23/2009 5:00	21.2	34.5
10/21/2009 6:00	42	7.7	10/23/2009 6:00	20.8	49.8
10/21/2009 7:00	46.5	9.6	10/23/2009 7:00	24.6	36.4
10/21/2009 8:00	53.8	7.3	10/23/2009 8:00	27.2	49.5
10/21/2009 9:00	51.1	6.9	10/23/2009 9:00	30.6	43
10/21/2009 10:00	50.3	10.2	10/23/2009 10:00	42.8	39
10/21/2009 11:00	43.1	9.7	10/23/2009 11:00	40.4	71.8
10/21/2009 12:00	49.4	10.1	10/23/2009 12:00	39.1	35.3
10/21/2009 13:00	38.9	6.5	10/23/2009 13:00	38.3	36.2
10/21/2009 14:00	39.4	10.3	10/23/2009 14:00	38.4	38.7
10/21/2009 15:00	36.5	13	10/23/2009 15:00	38.5	40.1
10/21/2009 16:00	37.2	9.4	10/23/2009 16:00	33.4	37.7
10/21/2009 17:00	30.8	10	10/23/2009 17:00	27.5	38.5
10/21/2009 18:00	39.2	10.1	10/23/2009 18:00	27	39.9
10/21/2009 19:00	30.5	18.4	10/23/2009 19:00	27.6	46.3
10/21/2009 20:00	35.5	12.1	10/23/2009 20:00	22.9	48.4
10/21/2009 21:00	35.3	12	10/23/2009 21:00	26.9	52.2
10/21/2009 22:00	31.9	11.5	10/23/2009 22:00	25.4	52.1
10/21/2009 23:00	29	13.5	10/23/2009 23:00	15.3	50.7

TABLE 3-1

## Turbidity Readings from In-Stream Monitoring Stations

Time mm/dd/yy h:m	Turbidity (NTUs)		Time mm/dd/yy h:m	Turbidity (NTUs)	
	Upstream	Downstream		Upstream	Downstream
10/24/2009 0:00	16.8	57.2	10/26/2009 0:00	20.8	34.1
10/24/2009 1:00	23.2	51.9	10/26/2009 1:00	19.7	34
10/24/2009 2:00	22.8	44.2	10/26/2009 2:00	20.4	32.1
10/24/2009 3:00	15.5	57.6	10/26/2009 3:00	19.1	25.1
10/24/2009 4:00	22.2	62.2	10/26/2009 4:00	3.7	40.6
10/24/2009 5:00	21.1	53.9	10/26/2009 5:00	6.2	55.8
10/24/2009 6:00	20.6	47	10/26/2009 6:00	8.9	61.5
10/24/2009 7:00	21	45.4	10/26/2009 7:00	10.7	62.9
10/24/2009 8:00	19.4	46.3	10/26/2009 8:00	11.3	63.5
10/24/2009 9:00	16.4	44.6	10/26/2009 9:00	10.6	57.6
10/24/2009 10:00	20.2	51.1	10/26/2009 10:00	12.1	50.6
10/24/2009 11:00	21	59.1	10/26/2009 11:00	10.6	54.2
10/24/2009 12:00	19.7	87.2	10/26/2009 12:00	12.3	49.6
10/24/2009 13:00	17.9	51.8	10/26/2009 13:00	12.6	47.5
10/24/2009 14:00	19.7	49.5	10/26/2009 14:00	12.6	48
10/24/2009 15:00	20.6	51.7	10/26/2009 15:00	13.2	47.2
10/24/2009 16:00	15.6	48.5	10/26/2009 16:00	16.2	46.1
10/24/2009 17:00	16.6	47.7	10/26/2009 17:00	12.9	42.8
10/24/2009 18:00	13.5	47.9	10/26/2009 18:00	14.2	43.6
10/24/2009 19:00	20.5	49.8	10/26/2009 19:00	16.1	45.7
10/24/2009 20:00	11.9	47.1	10/26/2009 20:00	15.5	39.8
10/24/2009 21:00	16.1	59	10/26/2009 21:00	17.6	44.2
10/24/2009 22:00	14.4	54.9	10/26/2009 22:00	14	39.1
10/24/2009 23:00	25.3	53.7	10/26/2009 23:00	17.4	43.1
10/25/2009 0:00	23.8	54	10/27/2009 0:00	18.3	45.8
10/25/2009 1:00	20.2	46.2	10/27/2009 1:00	129.8	45.1
10/25/2009 2:00	25.3	46.1	10/27/2009 2:00	19.3	49.9
10/25/2009 3:00	18.1	46.5	10/27/2009 3:00	13.5	48.5
10/25/2009 4:00	25.9	49	10/27/2009 4:00	19	46.7
10/25/2009 5:00	20.4	49.5	10/27/2009 5:00	21.2	56.7
10/25/2009 6:00	20.6	56.2	10/27/2009 6:00	21	49.8
10/25/2009 7:00	17.8	52.8	10/27/2009 7:00	21.5	55
10/25/2009 8:00	17.5	66.3	10/27/2009 8:00	20.3	58.1
10/25/2009 9:00	15.5	50.4	10/27/2009 9:00	22	45.6
10/25/2009 10:00	21.5	54.5	10/27/2009 10:00	24.4	62.6
10/25/2009 11:00	16.5	50.8	10/27/2009 11:00	23.3	63.2
10/25/2009 12:00	21.2	49.6	10/27/2009 12:00	24.8	60.4
10/25/2009 13:00	18.9	45.9	10/27/2009 13:00	22.6	52.7
10/25/2009 14:00	20.1	51.9	10/27/2009 14:00	20.4	49.6
10/25/2009 15:00	19.5	59.7	10/27/2009 15:00	24.1	56.9
10/25/2009 16:00	19.6	61.2	10/27/2009 16:00	27.1	51.5
10/25/2009 17:00	18	55.8	10/27/2009 17:00	22.2	48.8
10/25/2009 18:00	15	51	10/27/2009 18:00	24	43.5
10/25/2009 19:00	13.6	57.4	10/27/2009 19:00	24.4	47
10/25/2009 20:00	21.6	76.3	10/27/2009 20:00	21.9	47
10/25/2009 21:00	18	44.9	10/27/2009 21:00	16.8	42.3
10/25/2009 22:00	16.3	37.2	10/27/2009 22:00	23.5	47.5
10/25/2009 23:00	19.7	36	10/27/2009 23:00	23.2	38.5



TABLE 3-1

## Turbidity Readings from In-Stream Monitoring Stations

Time mm/dd/yy h:m	Turbidity (NTUs)		Time mm/dd/yy h:m	Turbidity (NTUs)	
	Upstream	Downstream		Upstream	Downstream
10/28/2009 0:00	19.3	48.4	10/30/2009 0:00	9.6	12.7
10/28/2009 1:00	20	32.4	10/30/2009 1:00	13	149.7
10/28/2009 2:00	22.8	35.3	10/30/2009 2:00	24	27.9
10/28/2009 3:00	20	39.7	10/30/2009 3:00	21.3	16.9
10/28/2009 4:00	19.6	40.8	10/30/2009 4:00	19.5	14.1
10/28/2009 5:00	21	47.8	10/30/2009 5:00	32.7	51.6
10/28/2009 6:00	20.7	41.3	10/30/2009 6:00	33.3	143
10/28/2009 7:00	21	33.8	10/30/2009 7:00	39	38.4
10/28/2009 8:00	20.3	29.7	10/30/2009 8:00	47.5	26.9
10/28/2009 9:00	20	25.7	10/30/2009 9:00	40.1	28.9
10/28/2009 10:00	19.7	33	10/30/2009 10:00	40.8	23.5
10/28/2009 11:00	16.7	40.6	10/30/2009 11:00	37.8	27
10/28/2009 12:00	20.1	41.9	10/30/2009 12:00	40.4	30.1
10/28/2009 13:00	19	40.7	10/30/2009 13:00	37.4	67.8
10/28/2009 14:00	16.7	35.5	10/30/2009 14:00	37.8	24.3
10/28/2009 15:00	20	31.1	10/30/2009 15:00	36.1	24.9
10/28/2009 16:00	20.1	33.3	10/30/2009 16:00	38.7	41.1
10/28/2009 17:00	19.4	25.5	10/30/2009 17:00	36.8	27.2
10/28/2009 18:00	18.1	40.9	10/30/2009 18:00	36	65.6
10/28/2009 19:00	21.1	25.8	10/30/2009 19:00	36.9	27.8
10/28/2009 20:00	19.4	31.9	10/30/2009 20:00	33.9	30.6
10/28/2009 21:00	17.9	28.4	10/30/2009 21:00	44.8	27.9
10/28/2009 22:00	17.6	37.2	10/30/2009 22:00	33.8	29.7
10/28/2009 23:00	19.8	36.1	10/30/2009 23:00	32	29.6
10/29/2009 0:00	19.9	40.3	10/31/2009 0:00	32.4	45.8
10/29/2009 1:00	19.4	46.4	10/31/2009 1:00	29.5	28.6
10/29/2009 2:00	20.4	24.5	10/31/2009 2:00	30.7	27.2
10/29/2009 3:00	18.1	38	10/31/2009 3:00	31.2	30.8
10/29/2009 4:00	27.9	33.2	10/31/2009 4:00	30.6	48.8
10/29/2009 5:00	19.9	35.6	10/31/2009 5:00	29.7	28.2
10/29/2009 6:00	24.9	22.1	10/31/2009 6:00	28.3	25
10/29/2009 7:00	20.2	38.7	10/31/2009 7:00	25.6	28.7
10/29/2009 8:00	19.1	27.6	10/31/2009 8:00	60.9	47.3
10/29/2009 9:00	17.4	27.4	10/31/2009 9:00	22.1	25.4
10/29/2009 10:00	16.2	36.5	10/31/2009 10:00	28.7	81.9
10/29/2009 11:00	18	37.3	10/31/2009 11:00	26.4	23.7
10/29/2009 12:00	16.8	27.3	10/31/2009 12:00	26.6	22.5
10/29/2009 13:00	16.4	32.8	10/31/2009 13:00	27.6	25.5
10/29/2009 14:00	15.9	27	10/31/2009 14:00	27.6	99.5
10/29/2009 15:00	18.4	19.7	10/31/2009 15:00	25.7	21.2
10/29/2009 16:00	20.1	35.9	10/31/2009 16:00	23.8	22.7
10/29/2009 17:00	22	23.5	10/31/2009 17:00	23.2	26.3
10/29/2009 18:00	20.3	17.3	10/31/2009 18:00	23.2	21.8
10/29/2009 19:00	16.2	45.3	10/31/2009 19:00	23.8	21.4
10/29/2009 20:00	16.5	14.3	10/31/2009 20:00	24.5	17.7
10/29/2009 21:00	19.4	14.4	10/31/2009 21:00	22.9	21
10/29/2009 22:00	20	27.7	10/31/2009 22:00	24.5	22.4
10/29/2009 23:00	20.9	31.3	10/31/2009 23:00	23.3	27.8

TABLE 3-1

## Turbidity Readings from In-Stream Monitoring Stations

Time mm/dd/yy h:m	Turbidity (NTUs)		Time mm/dd/yy h:m	Turbidity (NTUs)	
	Upstream	Downstream		Upstream	Downstream
11/1/2009 0:00	24.1	20.6	11/3/2009 0:00	16.2	19.9
11/1/2009 1:00	21.1	21.1	11/3/2009 1:00	19.5	19.1
11/1/2009 2:00	21.9	17.7	11/3/2009 2:00	18.3	19.4
11/1/2009 3:00	22.7	17.2	11/3/2009 3:00	17.2	19.9
11/1/2009 4:00	22.1	24	11/3/2009 4:00	17.8	18.7
11/1/2009 5:00	24.6	17.3	11/3/2009 5:00	17.2	18.8
11/1/2009 6:00	22.4	32.1	11/3/2009 6:00	18.7	18.8
11/1/2009 7:00	23.9	16.4	11/3/2009 7:00	18.1	17.4
11/1/2009 8:00	22.5	16.9	11/3/2009 8:00	16.5	17.9
11/1/2009 9:00	23.3	16.7	11/3/2009 9:00	16	18.1
11/1/2009 10:00	20.9	20.7	11/3/2009 10:00	23.9	19.1
11/1/2009 11:00	22.2	16.7	11/3/2009 11:00	12.9	---
11/1/2009 12:00	22.7	26.7	11/3/2009 12:00	14.7	---
11/1/2009 13:00	21.6	18.7	11/3/2009 13:00	14	---
11/1/2009 14:00	21.7	25.3	11/3/2009 14:00	14.7	---
11/1/2009 15:00	21.8	17	11/3/2009 15:00	14.7	---
11/1/2009 16:00	22.4	33.2	11/3/2009 16:00	15.9	---
11/1/2009 17:00	21.2	19.6	11/3/2009 17:00	14.3	---
11/1/2009 18:00	21.1	20.4	11/3/2009 18:00	13.6	---
11/1/2009 19:00	19.6	18.2	11/3/2009 19:00	14.8	---
11/1/2009 20:00	23.4	18.7	11/3/2009 20:00	15.8	---
11/1/2009 21:00	26.3	28.4	11/3/2009 21:00	13.2	---
11/1/2009 22:00	20.8	25.7	11/3/2009 22:00	31.5	---
11/1/2009 23:00	22.1	20.8	11/3/2009 23:00	11.7	---
11/2/2009 0:00	21	20	11/4/2009 0:00	10	---
11/2/2009 1:00	19.5	20.1	11/4/2009 1:00	9.3	---
11/2/2009 2:00	17.7	23.3	11/4/2009 2:00	12.2	---
11/2/2009 3:00	18.9	30.6	11/4/2009 3:00	10.8	---
11/2/2009 4:00	15.5	31.3	11/4/2009 4:00	8.3	---
11/2/2009 5:00	20.5	20.3	11/4/2009 5:00	10.6	---
11/2/2009 6:00	16.4	25.3	11/4/2009 6:00	9.8	---
11/2/2009 7:00	18.2	29.2	11/4/2009 7:00	8.4	---
11/2/2009 8:00	17.6	27.1			
11/2/2009 9:00	17.8	26.1			
11/2/2009 10:00	14.4	26			
11/2/2009 11:00	20.3	24.7			
11/2/2009 12:00	17.7	22.4			
11/2/2009 13:00	19.5	21.9			
11/2/2009 14:00	16.8	23.8			
11/2/2009 15:00	17.7	21.1			
11/2/2009 16:00	41.9	21.8			
11/2/2009 17:00	40.1	21.3			
11/2/2009 18:00	22.4	20.5			
11/2/2009 19:00	18	21.1			
11/2/2009 20:00	23.4	22.1			
11/2/2009 21:00	19	19.1			
11/2/2009 22:00	18.1	19.7			
11/2/2009 23:00	21.2	19.9			

TABLE 4-1  
Dewatering Activities at the CDF  
Kinnickinnic River Sediment Remediation Project  
March 10, 2011

Date	Turbidity (NTU)	PCB Sample Collected?	pH	Approx. Vol. Discharged (gal)	Precip. (in.)	Notes
10/16/2008				130,000	0.00	Freeman took over dewatering from Port's contractor.
10/17/2008	28, 42			260,000	trace	
10/18/2008				260,000	0.07	
10/19/2008				260,000	0.00	
10/20/2008				260,000	0.20	
10/21/2008	30, 48			260,000	0.00	
10/22/2008	64, 38			260,000	0.00	
10/23/2008	25, 26			260,000	0.05	
10/24/2008	60, 51			260,000	0.41	
10/25/2008	48, 45			260,000	0.17	
10/26/2008	63, 58			260,000	0.02	
10/27/2008	75, 68			260,000	trace	
10/28/2008	58, 56			260,000	0.00	
10/29/2008	58, 56			260,000	0.00	
10/30/2008	53, 62			260,000	0.00	
10/31/2008	28, 27			260,000	0.00	
11/1/2008	25, 23			260,000	0.00	
11/2/2008				260,000	0.03	
11/3/2008	22, 23			260,000	trace	
11/4/2008				140,000	0.00	
11/5/2008	77			140,000	0.00	
11/6/2008	55			140,000	0.26	
11/7/2008	55			140,000	trace	
11/8/2008				140,000	0.04	
11/9/2008				140,000	0.02	
11/10/2008	38			140,000	0.00	
11/11/2008	76			140,000	0.29	
11/12/2008	76			140,000	0.05	
11/13/2008	33			140,000	0.17	
11/14/2008				140,000	0.12	
11/15/2008				140,000	trace	
11/16/2008				140,000	trace	
11/17/2008				140,000	trace	
11/18/2008				140,000	0.00	
11/19/2008	66			140,000	0.00	
11/20/2008	55			140,000	trace	
11/21/2008	55			140,000	0.00	
11/22/2008				140,000	0.00	
11/23/2008				140,000	0.00	
11/24/2008	33			140,000	0.20	
11/25/2008	45			140,000	0.00	
11/26/2008				70,000	0.00	Thanksgiving break
11/27/2008				0	0.00	
11/28/2008				0	0.00	
11/29/2008				0	0.00	
11/30/2008				0	0.29	
12/1/2008				70,000	0.25	
12/2/2008	56			140,000	trace	
12/3/2008	33			140,000	0.14	
12/4/2008				140,000	0.00	
12/5/2008				140,000	0.01	
12/6/2008				140,000	0.11	

TABLE 4-1  
Dewatering Activities at the CDF  
Kinnickinnic River Sediment Remediation Project  
March 10, 2011

Date	Turbidity (NTU)	PCB Sample Collected?	pH	Approx. Vol. Discharged (gaL)	Precip. (in.)	Notes
12/7/2008				140,000	trace	
12/8/2008				140,000	0.22	
12/9/2008				140,000	0.51	
12/10/2008				140,000	0.00	
12/11/2008	44			140,000	0.00	
12/12/2008				140,000	0.00	
12/13/2008				140,000	0.07	
12/14/2008				140,000	0.21	
12/15/2008	55			140,000	trace	
12/16/2008				140,000	0.21	
12/17/2008				140,000	trace	
12/18/2008				140,000	trace	
12/19/2008				140,000	0.74	
12/20/2008				140,000	0.11	
12/21/2008				140,000	trace	
12/22/2008				140,000	0.00	
12/23/2008				140,000	0.15	
12/24/2008				70,000	0.14	Construction of underdrains completed.
3/27/2009				72,000	0.00	One electric pump used.
3/28/2009				72,000	0.27	
3/29/2009				72,000	0.16	
3/30/2009				72,000	0.00	
3/31/2009				144,000	0.39	Second and third electric pump set up.
4/1/2009		Yes		216,000	0.00	Sample for PCBs, SVOCs, TSS, metals, and Hg collected by Giles for CH2M HILL.
4/2/2009				216,000	0.02	
4/3/2009				216,000	0.07	
4/4/2009				216,000	0.00	
4/5/2009				216,000	trace	
4/6/2009				216,000	0.00	
4/7/2009				216,000	0.00	
4/8/2009				216,000	0.00	
4/9/2009				216,000	0.00	
4/10/2009				216,000	0.00	
4/11/2009				216,000	0.00	
4/12/2009				216,000	0.00	
4/13/2009				216,000	0.05	
4/14/2009				216,000	0.10	
4/15/2009				216,000	0.00	
4/16/2009				72,000	0.00	Pumps shut off in morning to allow MMSD to use camera in sewer lateral.
4/17/2009				0	0.00	
4/18/2009				0	0.04	
4/19/2009				0	0.80	Didn't start pumping again due to rainstorm.
4/20/2009				0	0.24	
4/21/2009				108,000	0.14	Restarted pumps in morning. One pump not working.
4/22/2009				170,000	0.00	All three pumps working again.
4/23/2009				216,000	trace	
4/24/2009				130,000	0.00	Stopped pumping at the request of Chuck Kennedy of MMSD.
4/25/2009				0	0.86	
4/26/2009				0	1.62	

TABLE 4-1  
Dewatering Activities at the CDF  
Kinnickinnic River Sediment Remediation Project  
March 10, 2011

Date	Turbidity (NTU)	PCB Sample Collected?	pH	Approx. Vol. Discharged (gal)	Precip. (in.)	Notes
4/27/2009	16.8			130,000	0.14	Dewatering resumed in the morning. Turbid upon restart, but cleared up quickly.
4/28/2009	21.1			216,000	trace	
4/29/2009				216,000	0.00	
4/30/2009				216,000	0.42	
5/1/2009	23.8			216,000	0.00	
5/2/2009				216,000	0.00	
5/3/2009				216,000	0.00	
5/4/2009	12.4			216,000	0.00	
5/5/2009				216,000	trace	
5/6/2009	15.1			216,000	0.06	
5/7/2009	6.3			216,000	0.16	
5/8/2009	5.87			216,000	0.52	
5/9/2009	9.82			216,000	0.16	
5/10/2009	7.69			216,000	trace	
5/11/2009	8.9			216,000	0.00	
5/12/2009	10.4			216,000	0.00	
5/13/2009	4.25			216,000	1.21	
5/14/2009	18.7			0	0.00	
5/15/2009	10.8			216,000	0.00	
5/16/2009	20.1			216,000	trace	
5/17/2009	11.6			216,000	0.00	
5/18/2009	7.33			216,000	trace	
5/19/2009	23			216,000	0.00	
5/20/2009	8.82			216,000	0.00	
5/21/2009	8.11			216,000	0.00	
5/22/2009				216,000	0.00	
5/23/2009	23.2			216,000	0.04	
5/24/2009				216,000	0.00	
5/25/2009				216,000	trace	
5/26/2009	10.2			216,000	0.16	
5/27/2009	12.6			216,000	0.35	
5/28/2009	9.67			216,000	trace	
5/29/2009	10			216,000	trace	
5/30/2009	9.11			216,000	trace	
5/31/2009	8.69			216,000	trace	
6/1/2009	15.7			207,000	0.12	
6/2/2009	38.1			99,000	trace	Disposal of dredged material started at CDF.
6/3/2009	20.9			72,000	0.00	
6/4/2009	12.7	Yes	7.2	90,000	0.00	
6/5/2009	13.18			90,000	0.00	
6/6/2009				0	0.01	
6/7/2009				0	trace	
6/8/2009				0	1.29	
6/9/2009	14.7	Yes	7.5	153,000	trace	
6/10/2009	14.4			216,000	trace	
6/11/2009	15.8	Yes	7.2	108,000	0.00	
6/12/2009				90,000	trace	
6/13/2009				90,000	0.05	
6/14/2009				0	0.00	
6/15/2009	36.6	Yes	7.1	9,000	0.00	
6/16/2009				72,000	0.08	

TABLE 4-1  
Dewatering Activities at the CDF  
Kinnickinnic River Sediment Remediation Project  
March 10, 2011

Date	Turbidity (NTU)	PCB Sample Collected?	pH	Approx. Vol. Discharged (gal)	Precip. (in.)	Notes
6/17/2009				108,000	0.03	
6/18/2009		Yes	7	216,000	1.51	
6/19/2009				216,000	2.25	
6/20/2009				0	0.05	
6/21/2009				216,000	trace	
6/22/2009	40.4	Yes	7	216,000	trace	
6/23/2009	62.4			216,000	0.00	
6/24/2009	68.3		7.4	216,000	0.00	
6/25/2009	62	Yes	7	180,000	trace	
6/26/2009	34.5			216,000	0.00	
6/27/2009	16.9			216,000	0.01	
6/28/2009	14			216,000	0.00	
6/29/2009	7.93	Yes	6.5	135,000	0.04	
6/30/2009	5.99			216,000	0.00	
7/1/2009	6.53		6.5	216,000	0.08	
7/2/2009	6.75	Yes	7	216,000	0.00	
7/3/2009				216,000	0.00	
7/4/2009				216,000	0.00	
7/5/2009				216,000	trace	
7/6/2009	6.8	Yes	7	216,000	0.00	
7/7/2009	9.8		7	216,000	0.00	
7/8/2009	11		7	216,000	trace	
7/9/2009	17.1	Yes	7	216,000	0.00	
7/10/2009	37.7			216,000	trace	Elevated reading due to the presence of algae.
7/11/2009	40.9		7	216,000	0.10	Elevated reading due to the presence of algae.
7/12/2009	86.9		7	216,000	0.00	Elevated reading due to the presence of algae.
7/13/2009	89.3	Yes	7	216,000	0.00	Elevated reading due to the presence of algae.
7/14/2009	99.1		7	162,000	0.00	Elevated reading due to the presence of algae.
7/15/2009	96.9		7	216,000	0.48	Elevated reading due to the presence of algae.
7/16/2009	104	Yes (and TSS)	7	216,000	0.00	Elevated reading due to the presence of algae.
7/17/2009				63,000	trace	Intermittent dewatering due to low water level in the underdrain sump.
7/18/2009				0	trace	
7/19/2009	81.3		7	144,000	0.00	Elevated reading due to the presence of algae.
7/20/2009	59.9			36,000	0.00	Elevated reading due to the presence of algae.
7/21/2009	59.6	Yes	7	45,000	trace	Elevated reading due to the presence of algae.
7/22/2009	32.5			36,000	0.00	
7/23/2009	9.8			40,500	0.02	
7/24/2009	21.1			36,000	0.00	
7/25/2009	7.76		7	31,500	trace	
7/26/2009				0	0.00	
7/27/2009				34,200	0.01	
7/28/2009	13.2	Yes	7	24,750	0.00	
7/29/2009				40,500	0.00	
7/30/2009				0	0.02	
7/31/2009				22,500	0.00	
8/1/2009	6.61			54,000	trace	
8/2/2009				0	0.00	
8/3/2009	3.81	Yes	7	20,250	trace	
8/4/2009				0	0.00	
8/5/2009	39		7	36,000	0.00	

TABLE 4-1  
Dewatering Activities at the CDF  
Kinnickinnic River Sediment Remediation Project  
March 10, 2011

Date	Turbidity (NTU)	PCB Sample Collected?	pH	Approx. Vol. Discharged (gaL)	Precip. (in.)	Notes
8/6/2009	38.2		7	31,500	0.00	
8/7/2009				0	0.41	
8/8/2009				0	0.82	
8/9/2009	25.9		7	59,250	0.94	
8/10/2009				0	0.01	
8/11/2009	35	Yes	7	118,200	0.00	
8/12/2009	23.4		7	99,750	0.00	
8/13/2009	36.3		7	153,000	0.00	
8/14/2009	47.2			216,000	0.00	
8/15/2009				45,000	0.00	
8/16/2009				0	0.01	
8/17/2009				0	0.13	
8/18/2009	14.5	Yes	7	88,500	0.00	
8/19/2009	169.3			99,000	0.06	Elevated reading likely due to water drawdown and intake of sediment on sump bottom.
8/20/2009	74.1			101,250	0.31	
8/21/2009	49.2		7	65,250	0.35	
8/22/2009	33.5		7	45,000	0.00	
8/23/2009	21.3		7	48,000	0.00	
8/24/2009	9.9		7	27,750	0.00	
8/25/2009	7.11	Yes	7	84,750	0.50	
8/26/2009				0	0.20	
8/27/2009	17.8		7	92,970	0.19	
8/28/2009	15.8		7	48,000	0.06	
8/29/2009				0	0.05	
8/30/2009				0	0.00	
8/31/2009	48		7	117,000	0.00	
9/1/2009	44	Yes	7	72,000	0.00	
9/2/2009	20.6			63,000	0.00	
9/3/2009	49.3		7	82,500	0.00	
9/4/2009	40.9		7	27,750	0.00	
9/5/2009				0	0.00	
9/6/2009				0	0.00	
9/7/2009				0	0.00	
9/8/2009				0	0.00	
9/9/2009	57.4	Yes	7	63,000	0.00	
9/10/2009	15.9		7	33,750	0.00	
9/11/2009	17.2		7	61,500	0.00	
9/12/2009	31		7	33,750	0.00	
9/13/2009				0	0.00	
9/14/2009	14.4		7	60,750	0.00	
9/15/2009				0	0.00	
9/16/2009	20.9	Yes		39,000	0.00	
9/17/2009	5.4		7	40,500	0.00	
9/18/2009	8.4		7	27,000	0.00	
9/19/2009				0	0.00	
9/20/2009				0	0.32	
9/21/2009	10.4		7	78,750	0.00	
9/22/2009	13.6		7	18,000	0.23	
9/23/2009	17.6	Yes		63,750	0.00	
9/24/2009	13.8		7	19,500	0.00	
9/25/2009				0	0.25	

TABLE 4-1  
Dewatering Activities at the CDF  
Kinnickinnic River Sediment Remediation Project  
March 10, 2011

Date	Turbidity (NTU)	PCB Sample Collected?	pH	Approx. Vol. Discharged (gal)	Precip. (in.)	Notes
9/26/2009				0	0.04	
9/27/2009				0	0.69	
9/28/2009				0	0.04	
9/29/2009	45.2		7	96,750	0.00	
9/30/2009				0	0.00	
10/1/2009	52.1	Yes	7	53,250	0.89	
10/2/2009	34.3		7	78,750	0.13	
10/3/2009				0	trace	Dredge material placement at CDF ended.
10/4/2009				0	0.00	
10/5/2009	25.2		7	96,750	0.00	
10/6/2009	18.4		7	130,500	0.15	
10/7/2009	16.7	Yes	7	210,000	0.00	
10/8/2009	21.6		7	58,500	0.06	
10/9/2009	18.5		7	18,000	0.15	
10/10/2009				0	0.00	
10/11/2009	40.4		7	48,000	0.00	
10/12/2009	40		7	112,500	trace	
10/13/2009	38.9		7	65,250	trace	
10/14/2009	42	Yes	7	57,000	0.01	
10/15/2009				0	0.33	
10/16/2009	137		7	63,000	0.15	Elevated reading likely due to water drawdown and intake of sediment on sump bottom.
10/17/2009				0	0.00	
10/18/2009				0	0.00	
10/19/2009	25.4		7	60,750	0.00	
10/20/2009				0	0.01	
10/21/2009	25.7	Yes	7	69,750	0.01	
10/22/2009				0	0.87	
10/23/2009				0	1.33	
10/24/2009				0	trace	
10/25/2009	22.6		6.5	60,750	0.12	
10/26/2009	28		7	130,500	0.51	
10/27/2009	19.2		7	216,000	trace	
10/28/2009	17		7	216,000	0.00	
10/29/2009	22.1	Yes	7	189,000	0.15	
10/30/2009				0	0.70	
10/31/2009				0	0.00	
11/1/2009				0	trace	CH2M HILL took over responsibility for dewatering CDF from Ryba.
11/2/2009	44.7		7	54,000	0.01	
11/3/2009	11.3		7	72,000	0.00	
11/4/2009		Yes		135,000	trace	
11/5/2009	9.22		7	216,000	0.00	
11/6/2009				216,000	0.00	
11/7/2009	16.2		7	216,000	0.00	
11/8/2009	9.49		7	216,000	0.00	
11/9/2009				81,000	0.00	
11/10/2009				0	0.00	
11/11/2009	15.2	Yes	7	135,000	0.00	
11/12/2009	29		7	94,500	0.00	
11/13/2009				0	0.00	
11/14/2009				0	trace	



TABLE 4-1  
Dewatering Activities at the CDF  
Kinnickinnic River Sediment Remediation Project  
March 10, 2011

Date	Turbidity (NTU)	PCB Sample Collected?	pH	Approx. Vol. Discharged (gal)	Precip. (in.)	Notes
11/15/2009				0	0.00	
11/16/2009	10.1		7	64,350	0.00	
11/17/2009	18		7	67,800	0.01	
11/18/2009	41.4		6.5	57,450	0.24	
11/19/2009	34.5	Yes	7	54,750	0.01	
11/20/2009	9.21		7	71,700	trace	
11/21/2009				0	0.00	
11/22/2009				0	0.00	
11/23/2009	34.6		7	72,900	0.00	
11/24/2009	16.1	Yes	7	137,550	0.49	
11/25/2009	32.3		7	83,250	0.46	
11/26/2009				0	0.41	
11/27/2009				0	0.00	
11/28/2009				0	0.00	
11/29/2009	66		7	114,150	0.17	
11/30/2009	11.9		7	110,850	0.00	
12/1/2009	7.16	Yes	7	142,200	0.00	
12/2/2009	10.1		7	111,000	trace	
12/3/2009	17.7		7	69,750	0.06	
12/4/2009	15.6		7	72,750	trace	
12/5/2009	61		7	60,000	trace	
12/6/2009	22.1		7	107,100	0.00	
12/7/2009	6.62		7	38,250	0.01	
12/8/2009				46,050	0.30	
12/9/2009	13.3		7	71,700	0.54	Freezing temperatures forced shutdown of dewatering operations for the year.
3/25/2010	35.5		7	24,000	0.00	Pumping surficial water into sump while running the pumps in the sump to the manhole.
3/26/2010	78.3		7	96,000	0.00	
3/27/2010	84.3		7	46,200	0.00	
3/28/2010	96.8		7	100,800	0.00	
3/29/2010	89.6		7	100,800	0.00	
3/30/2010	74.2		7	100,800	0.00	
3/31/2010	19.1		7	100,800	0.00	
4/1/2010	10.4		7	100,800	0.00	
4/2/2010	10.1		7	100,800	0.00	
4/3/2010	15.5		7	54,600	0.13	Pumps shut off in anticipation of rain over weekend.
4/4/2010			7	0	trace	
4/5/2010	17.5		7	67,200	0.31	
4/6/2010	20.4		7	33,600	1.26	Pumps shut off due to exceedence of 0.5" in 24 hr (permit criterion).
4/7/2010			7	0	0.31	No operation due to rain previous day
4/8/2010			7	0	0.03	No operation due to rain previous day
4/9/2010	32.3		7	37,800	0.00	Resume discharge
4/10/2010	37.1		7	100,800	0.00	
4/11/2010	21.7		7	100,800	trace	
4/12/2010	32.6		7	100,800	0.01	
4/13/2010	21.1		7	100,800	0.00	
4/14/2010	9	Yes	7	50,400	0.00	
4/15/2010	28.2		7	16,800	0.00	
4/16/2010	34.7		7	48,300	0.00	
4/17/2010	23.4		7	46,200	0.00	

TABLE 4-1  
Dewatering Activities at the CDF  
Kinnickinnic River Sediment Remediation Project  
March 10, 2011

Date	Turbidity (NTU)	PCB Sample Collected?	pH	Approx. Vol. Discharged (gal)	Precip. (in.)	Notes
4/18/2010	18.1		7	86,100	0.00	
4/19/2010	32.4		7	15,750	0.00	
4/20/2010	10.1		7	50,400	0.00	
4/21/2010	12.2		7	16,800	0.00	
4/22/2010	15.8		7	54,600	0.00	
4/23/2010	14.5		7	54,600	trace	
4/24/2010				0	1.00	Pumps shut off due to exceedence of 0.5" in 24 hr (permit criterion).
4/25/2010				0	0.22	No operation due to rain previous day
4/26/2010	8.6		7	33,600	0.00	Resume discharge
4/27/2010	23.2		7	55,650	0.00	
4/28/2010	68		7	59,850	0.00	
4/29/2010	69.5		7	48,300	trace	
4/30/2010	68.3		7	51,450	0.15	
5/1/2010	60.7		7	16,800	trace	
5/2/2010	30.3		7	51,450	0.09	
5/3/2010	78.9		7	63,000	0.00	
5/4/2010	23.3		7	50,400	0.00	
5/5/2010	35.5		7	67,200	0.01	
5/6/2010	16.4		7	50,400	0.00	
5/7/2010	24.3		7	42,000	0.68	Pumps shut off due to exceedence of 0.5" in 24 hr (permit criterion).
5/8/2010				0	trace	No operation due to rain previous day
5/9/2010	28.8		7	14,700	0.00	Resume discharge
5/10/2010	29.6		7	60,900	0.00	
5/11/2010				0	1.00	Pumps shut off due to exceedence of 0.5" in 24 hr (permit criterion).
5/12/2010				0	0.22	No operation due to rain previous day
5/13/2010				0	1.07	Pumps shut off due to exceedence of 0.5" in 24 hr (permit criterion).
5/14/2010	18.8		7	39,900	0.00	Resume discharge (late in day, more than 24 hrs after rain stopped).
5/15/2010	10.4		7	100,800	0.00	
5/16/2010	6.41		7	100,800	0.00	
5/17/2010	6.8		7	100,800	0.00	
5/18/2010	6.2		7	30,000	0.00	Pumps shut off @0715 due to low water in sump
5/19/2010	5.3		7	40,000	0.00	Pumps turned on @0930
5/20/2010	8.2		7	63,000	trace	Pumps shut off @1500 due to low water in sump
5/21/2010	6.1		7	42,000	0.39	Pumps run 10 hrs
5/22/2010	14.7		7	8,000	0.00	Pumps run 2 hrs
5/23/2010					0.00	
5/24/2010	12.8		7	15,000	0.00	Pumps run 3.5 hrs
5/25/2010	6.3		7	34,000	0.00	Pumps run 8 hrs
5/26/2010	25.2		7	29,000	trace	Pumps run 7 hrs
5/27/2010	47.4		7	72,000	0.00	Pumps run 17.25 hrs
5/28/2010	8.6		7	100,000	0.00	Pumps run 24 hrs
5/29/2010	3.8		7	50,000	0.00	Pumps run 12 hrs
5/30/2010					0.00	
5/31/2010					0.01	
6/1/2010	3.5		7	71,000	0.00	Pumps run 17 hrs
6/2/2010	3.1		7	90,000	0.64	Pumps run 21.5 hrs
6/3/2010					0.00	

TABLE 4-1  
Dewatering Activities at the CDF  
Kinnickinnic River Sediment Remediation Project  
March 10, 2011

Date	Turbidity (NTU)	PCB Sample Collected?	pH	Approx. Vol. Discharged (gal)	Precip. (in.)	Notes
6/4/2010					0.15	
6/5/2010	11.7		7	64,000	1.00	Pumps run 15.17 hrs
6/6/2010					trace	
6/7/2010	7.6		7	71,000	0.00	Pumps run 16.84 hrs
6/8/2010	10.9		7	59,000	0.41	Pumps run 14.17 hrs
6/9/2010	30		7	63,000	0.01	Pumps run 15 hrs
6/10/2010				100,000	trace	Pumps run 24 hrs
6/11/2010				41,000	0.02	Pumps run 9.75 hrs
6/12/2010					0.00	
6/13/2010					0.07	
6/14/2010					0.03	
6/15/2010				31,000	0.43	Pumps run 7.33 hrs
6/16/2010	9		7	30,000	0.00	Pumps run 7.25 hrs
6/17/2010					0.00	
6/18/2010	8.2		7	22,000	0.33	Pumps run 5.16 hrs
6/19/2010					0.00	
6/20/2010					0.00	
6/21/2010	4.7		7	40,000	1.15	Pumps run 9.5 hrs
6/22/2010					0.00	
6/23/2010					1.95	
6/24/2010	6.8		7	69,000	0.00	Pumps run 16.33 hrs
6/25/2010				80,000	0.00	Pumps run 19 hrs
6/26/2010					0.13	
6/27/2010					0.61	
6/28/2010					0.00	
6/29/2010					0.00	
6/30/2010	2.8		7	59,000	0.00	Pumps run 14 hrs
7/1/2010	2.7		7	100,000	0.00	Pumps run 24 hrs
7/2/2010	2.8		7	100,000	0.00	Pumps run 24 hrs
7/3/2010	18.3		7	47,000	0.00	Pumps run 11.25 hrs
7/4/2010					0.02	
7/5/2010	7.8		7	63,000	0.00	Pumps run 15.08 hrs
7/6/2010	3.9		7	100,000	trace	Pumps run 24 hrs
7/7/2010	13.6		7	59,000	0.74	Pumps run 14 hrs
7/8/2010					0.02	
7/9/2010	24.2		6.5	55,000	0.00	Pumps run 13 hrs
7/10/2010	9		7	80,000	0.12	Pumps run 19.08 hrs
7/11/2010	31.2		7	20,000	trace	Pumps run 4.67 hrs
7/12/2010	8.5		7	57,000	0.01	Pumps run 13.5 hrs
7/13/2010					0.01	
7/14/2010	13.1		7	17,000	0.92	Pumps run 4.08 hrs
7/15/2010					1.82	
7/16/2010				55,000	0.00	Pumps run 13 hrs
7/17/2010	2.8		7	100,000	0.00	Pumps run 24 hrs
7/18/2010				38,000	trace	Stopped pumping @0900 - done

Note: Precipitation based on historic data from <http://www.wunderground.com/history/>.

TABLE 4-2  
 PCB Sampling Results at the CDF  
 Kinnickinnic River Sediment Remediation Project  
 June 2, 2010

Sample Date	Sample ID	Concentration (Expressed as milligrams per liter)								
		PCB-1016	PCB-1221	PCB-1232	PCB-1242	PCB-1248	PCB-1254	PCB-1260	PCB-1262	PCB-1268
4/1/2009	WSD0127-01 (S-1)	<0.063	<0.17	<0.066	<0.23	<0.063	<0.076	<0.071	N/A	N/A
6/4/2009	E3ZR6	<1.0	<1.0	<1.0	<1.0	<1.0	<1.0	<1.0	<1.0	<1.0
6/9/2009	E3ZR7	<1.0	<1.0	<1.0	<1.0	<1.0	<1.0	<1.0	<1.0	<1.0
6/11/2009	E3ZS0	<1.0	<1.0	<1.0	<1.0	<1.0	<1.0	<1.0	<1.0	<1.0
6/15/2009	E3ZR8	<1.0	<1.0	<1.0	<1.0	<1.0	<1.0	<1.0	<1.0	<1.0
6/18/2009	E3ZS2	<1.0	<1.0	<1.0	<1.0	<1.0	<1.0	<1.0	<1.0	<1.0
6/22/2009	E3ZS1	<1.0	<1.0	<1.0	<1.0	<1.0	<1.0	<1.0	<1.0	<1.0
6/25/2009	E3ZS4	<1.0	<1.0	<1.0	<1.0	<1.0	<1.0	<1.0	<1.0	<1.0
6/29/2009	E3ZS3	<1.0	<1.0	<1.0	<1.0	<1.0	<1.0	<1.0	<1.0	<1.0
7/2/2009	E3ZS5	<1.0	<1.0	<1.0	<1.0	<1.0	<1.0	<1.0	<1.0	<1.0
7/6/2009	E3ZS6	<1.0	<1.0	<1.0	<1.0	<1.0	<1.0	<1.0	<1.0	<1.0
7/6/2009 (DUP)	E3ZS9	<1.0	<1.0	<1.0	<1.0	<1.0	<1.0	<1.0	<1.0	<1.0
7/9/2009	E3ZS7	<1.0	<1.0	<1.0	<1.0	<1.0	<1.0	<1.0	<1.0	<1.0
7/13/2009	E3ZS8	<1.0	<1.0	<1.0	<1.0	<1.0	<1.0	<1.0	<1.0	<1.0
7/16/2009	E3ZT0	<1.0	<1.0	<1.0	<1.0	<1.0	<1.0	<1.0	<1.0	<1.0
7/21/2009	E3ZT1	<1.0	<1.0	<1.0	<1.0	<1.0	<1.0	<1.0	<1.0	<1.0
7/28/2009	E3ZT2	<1.0	<1.0	<1.0	<1.0	<1.0	<1.0	<1.0	<1.0	<1.0
8/3/2009	E3ZT3	<1.0	<1.0	<1.0	<1.0	<1.0	<1.0	<1.0	<1.0	<1.0
8/11/2009	E3ZT4	<1.0	<1.0	<1.0	<1.0	<1.0	<1.0	<1.0	<1.0	<1.0
8/18/2009	E3ZT5	<1.0	<1.0	<1.0	<1.0	<1.0	<1.0	<1.0	<1.0	<1.0
8/25/2009	E3ZT6	<1.0	<1.0	<1.0	<1.0	<1.0	<1.0	<1.0	<1.0	<1.0
9/1/2009	E3NS8	<1.0	<1.0	<1.0	<1.0	<1.0	<1.0	<1.0	<1.0	<1.0
9/1/2009 (DUP)	E3NS9	<1.0	<1.0	<1.0	<1.0	<1.0	<1.0	<1.0	<1.0	<1.0
9/9/2009	E3NT0	<1.0	<1.0	<1.0	<1.0	<1.0	<1.0	<1.0	<1.0	<1.0
9/16/2009	E3NT2	<1.0	<1.0	<1.0	<1.0	<1.0	<1.0	<1.0	<1.0	<1.0
9/23/2009	E3NT1	<1.0	<1.0	<1.0	<1.0	<1.0	<1.0	<1.0	<1.0	<1.0
10/1/2009	E3P73	<1.0	<1.0	<1.0	<1.0	<1.0	<1.0	<1.0	<1.0	<1.0
10/7/2009	E3P74	<1.0	<1.0	<1.0	<1.0	<1.0	<1.0	<1.0	<1.0	<1.0
10/14/2009	E3P75	<1.0	<1.0	<1.0	<1.0	<1.0	<1.0	<1.0	<1.0	<1.0
10/21/2009	E3P76	<1.0	<1.0	<1.0	<1.0	<1.0	<1.0	<1.0	<1.0	<1.0
10/29/2009	E3P77	<1.0	<1.0	<1.0	<1.0	<1.0	<1.0	<1.0	<1.0	<1.0
11/4/2009	E3P78	<1.0	<1.0	<1.0	<1.0	<1.0	<1.0	<1.0	<1.0	<1.0
11/11/2009	E3P79	<1.0	<1.0	<1.0	<1.0	<1.0	<1.0	<1.0	<1.0	<1.0
11/11/2009 (DUP)	E3P80	<1.0	<1.0	<1.0	<1.0	<1.0	<1.0	<1.0	<1.0	<1.0
11/19/2009	E3P81	<1.0	<1.0	<1.0	<1.0	<1.0	<1.0	<1.0	<1.0	<1.0
11/24/2009	E3P82	<1.0	<1.0	<1.0	<1.0	<1.0	<1.0	<1.0	<1.0	<1.0
12/1/2009	E3P83	<1.0	<1.0	<1.0	<1.0	<1.0	<1.0	<1.0	<1.0	<1.0
4/14/2010	E3PC9	<1.0	<1.0	<1.0	<1.0	<1.0	<1.0	<1.0	<1.0	<1.0
4/14/2010 (DUP)	E3PD0	<1.0	<1.0	<1.0	<1.0	<1.0	<1.0	<1.0	<1.0	<1.0

N/A - not analyzed.

**Figures**

---



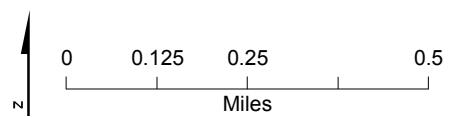
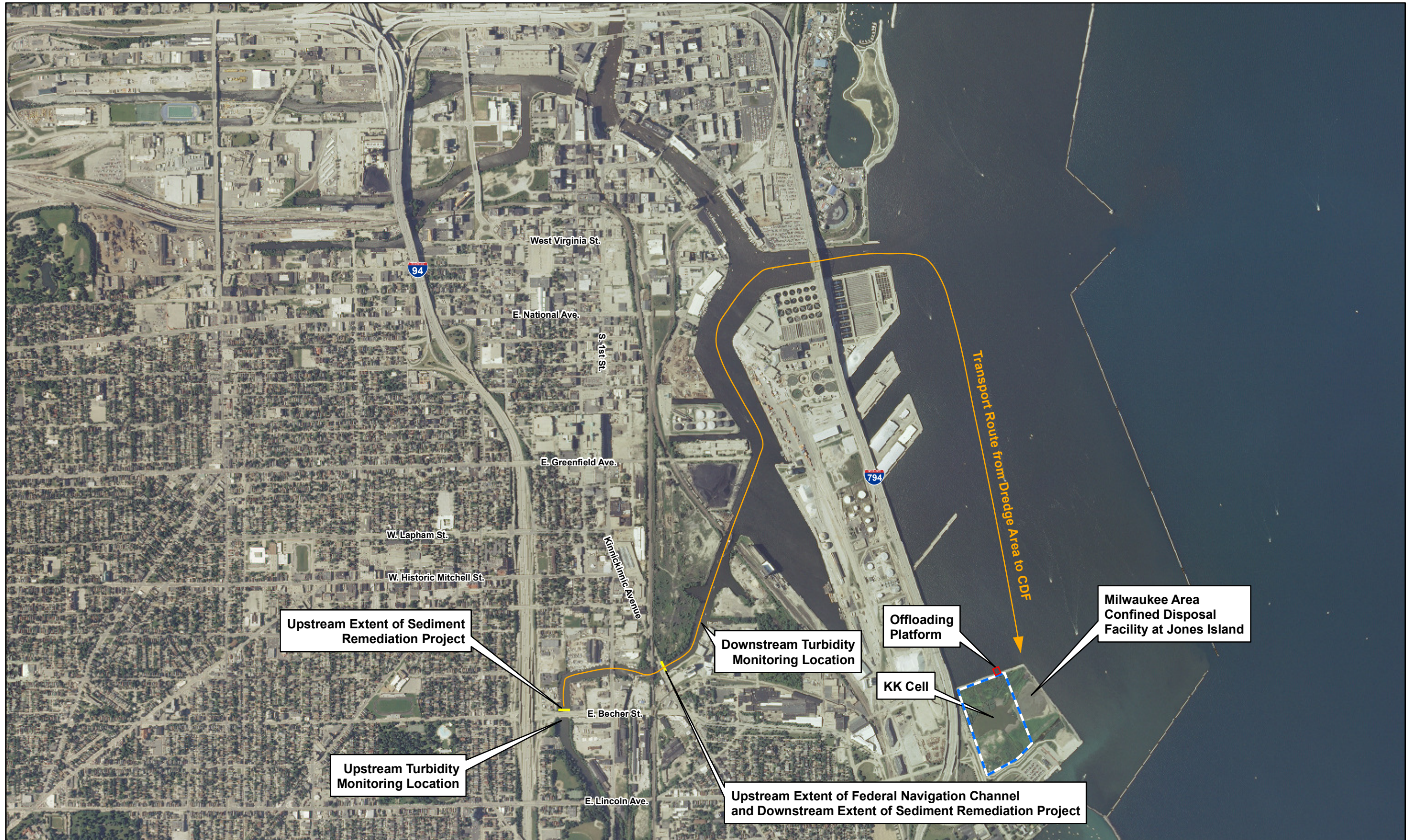


Figure 1-1  
 Project Location  
 Kinnickinnic River Remedial Action Report  
 Milwaukee, Wisconsin



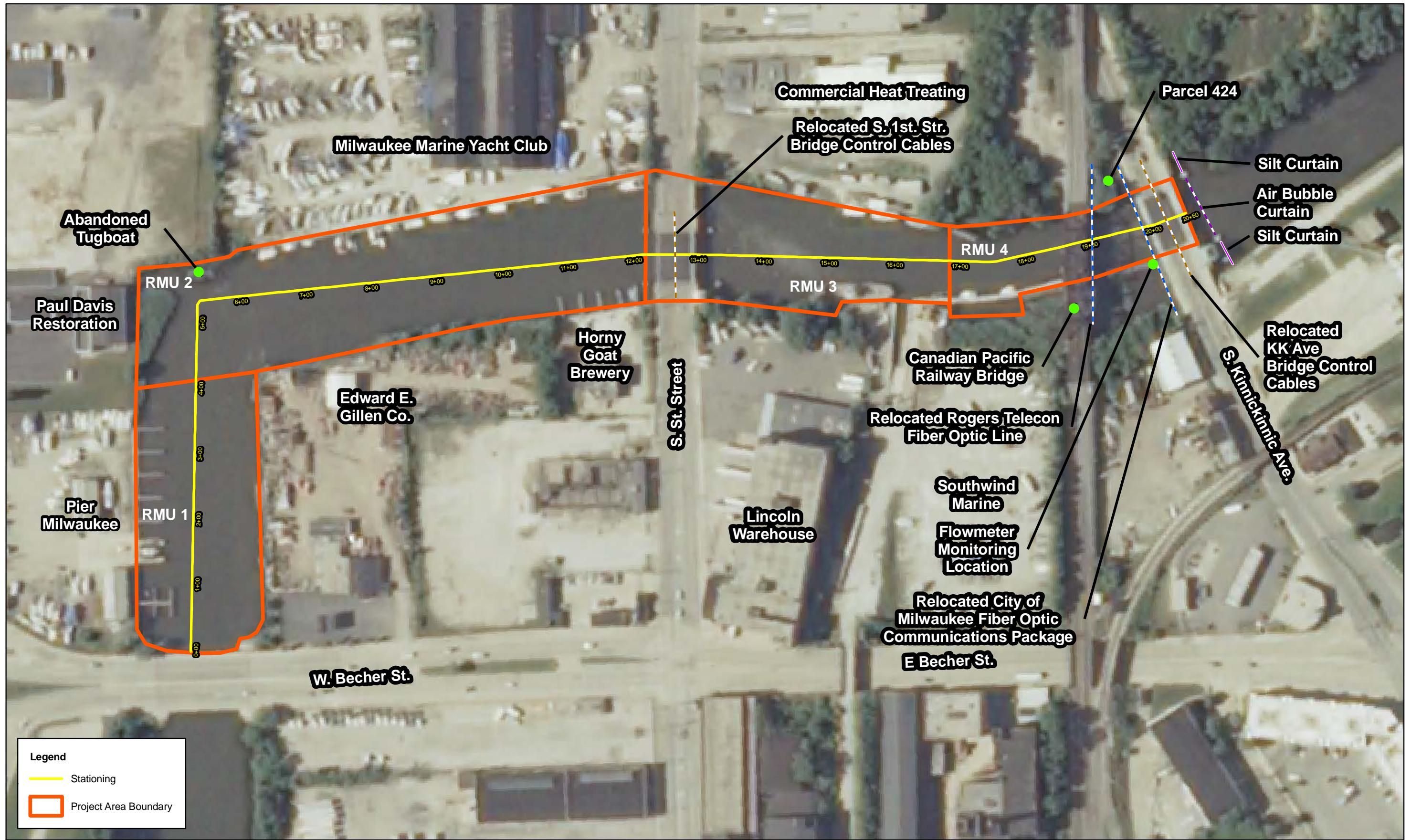


Figure 3-1  
 Project Area Features  
 Kinnickinnic River Remedial Action Report  
 Milwaukee, Wisconsin





**Legend**

- Dredged Side Slope Boundary
- Project Boundary

**Cover Placement Thickness (IN)**

	0
	6
	12
	18
	24
	36
	Light Riprap

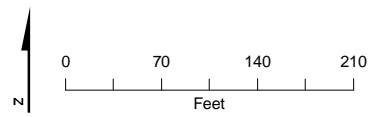


Figure 3-2  
 Sand Cover and Riprap Placement  
 Kinnickinnick River Remedial Action Report  
 Milwaukee, WI



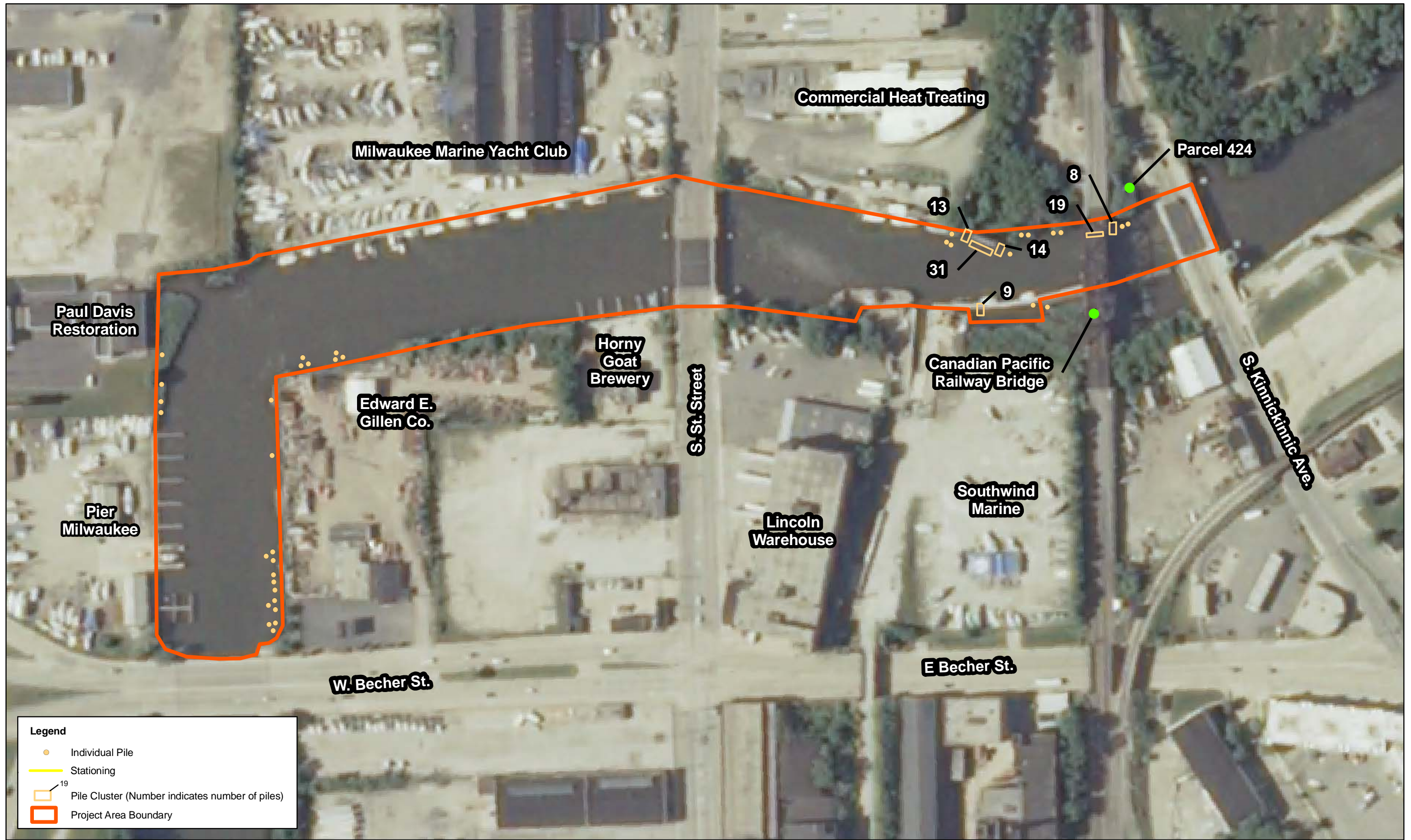
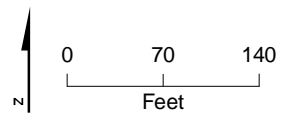


Figure 3-3  
 Location of Abandoned Piles Removed  
 Kinnickinnic River Remedial Action Report  
 Milwaukee, Wisconsin



**Appendix A**  
**Photos of Remedial Activities**

---



APPENDIX A

# Photographs of Remedial Activities

---



1. Freeman Environmental Services, Inc. (Freeman) and its lower-tiered subcontractor New Berlin Grading (New Berlin) constructed the cell at the CDF that contains the dredged material from the Kinnickinnic River.



2. The Edward E. Gillen Company (Gillen) constructed the offloading platform at the Milwaukee Harbor CDF. In this photo, the pre-constructed waler system for the offloading platform is being lowered into place as the Gillen employees use taglines to control the load and maintain a separation distance from the overhead hazard.





3. Ryba Marine Construction Company (Ryba) designed and constructed the sediment offloading area at the CDF to maximize efficiency. Dredged material was offloaded and placed onto the vibrating grizzly screen, and material passing the screen was pushed down the concrete ramp into the cell. The tower with the guy wire supports is part of the dragline system set up to move materials into the cell.



4. Ryba designed and installed an air curtain at the downstream end of the project area, as the use of silt curtains would have been problematic given the sudden increase in river velocity occurring during storm events and the need to allow boat traffic to pass frequently during dredging operations.





5. A 6-cubic-yard Cable Arm Environmental Level-Cut clamshell bucket was used for removal of sediments.



6. This abandoned tugboat was removed as part of the dredging project.

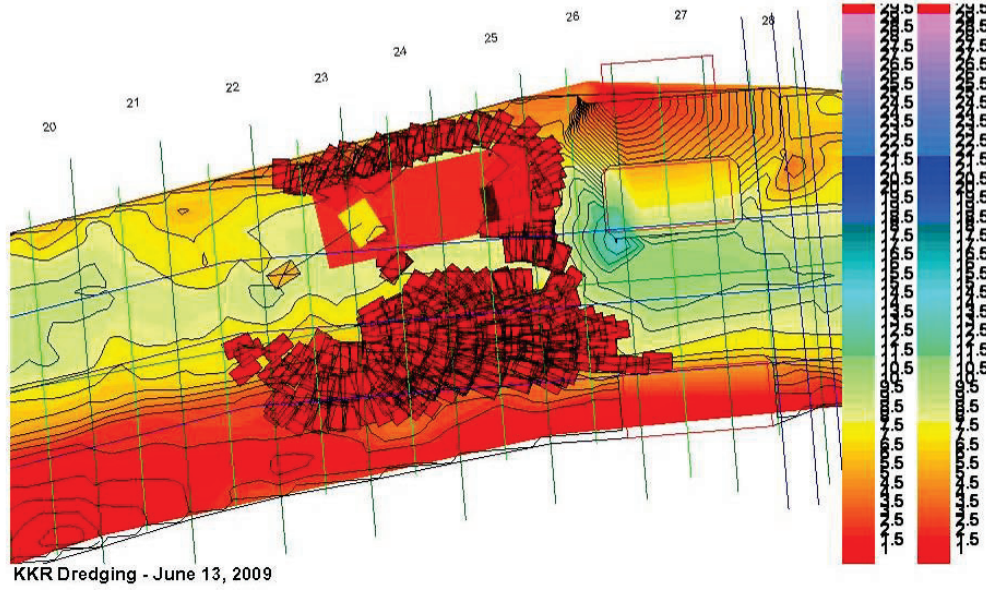




7. The propeller and driveshaft was removed in one piece.



8. This photo shows Ryba dredging in the northwest corner of the project area.



9. ClamVision® software enabled the dredge crane operator to monitor x, y, z coordinates of the environmental bucket in real time.



10. A Sauerman bucket was used on the dragline system to move sediment into the cell at the CDF.





11. After dredging, Ryba placed sand cover using a specially designed sand spreader for thinner areas (6 to 12 inches) and a conventional clamshell bucket for thicker areas (up to 3 feet). This photo shows the conventional clamshell bucket in use.




12. This is Ryba's specially designed sand spreader for thinner areas (6 to 12 inches).





13. At the CDF, debris was screened, rinsed, and loaded into a rolloff box for disposal.



14. Ryba used a second crane to place riprap.




## River Closure Notice

Kinnickinnic River  
Environmental Dredging

Notice to Mariners:  
**Tune your radio to VHF  
Channel 22** for  
Safety Zone Restrictions  
May 26 to Dec. 31, 2009

River and Bridge Closures  
between Kinnickinnic Avenue Bridge  
and Becher Street Bridge



For your safety, obey posted  
signage on dredging barge!



Use VHF Channel 16 to  
declare emergencies.

U.S. Coast Guard command  
center is staffed 24 hrs/day.  
Phone (414) 747-7190

Additional project information  
CH2M HILL KK River Office:  
Phone (414) 294-4820



15. Laminated information cards were given to the local marinas to hand out to their boaters.



16. Participants at the KK River Cleanup Celebration Event on November 2, 2009, included Wisconsin Governor Jim Doyle (speaking), Senior Advisor to the EPA Administrator Cameron Davis (behind Governor Doyle), USACE Detroit Region Deputy Commander LTC Michael Brooks (in camouflage), and Milwaukee Mayor Tom Barrett (next to LTC Brooks).

**Appendix B**

**KK Cell Design Drawings and Modifications**

1

2

3

4

5

6

N 373000.00

E 2534000.00

N 374000.00

N 373000.00

E 2533000.00

E 2532000.00

BRASS DISC 93-1

BRASS DISC 77-14

LAKE EXPRESS FERRY DOCK

BRASS DISC 77-15

A  
C-2

C  
C-2

A  
C-2

B  
C-2

NORTHBOUND

SOUTHBOUND

S. LINCOLN MEMORIAL DR.

INTERSTATE HIGHWAY OVERPASS

794

E. LINCOLN AVE.

APPROXIMATE LOCATION OF MMSD SANITARY SEWER LATERAL

APPROXIMATE LOCATION OF EXISTING SANITARY SEWER MANHOLE INSTALLED BY THE PORT OF MILWAUKEE

NOT AVAILABLE FOR SUBCONTRACTOR USE

AREA LEASED TO COAST GUARD UNDER PERMIT NO. DACW22-4-86-3007

AREAS FILLED IN 2007  
APPROXIMATE LOCATION OF MATERIALS PLACED DURING JUNE 2008 NAVIGATION DREDGING

REQUIRED 6" UNDERDRAIN

PERIMETER BERM

REQUIRED 6" UNDERDRAIN

REQUIRED 48" SUMP

REQUIRED 6" UNDERDRAIN

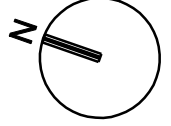
APPROXIMATE LOCATION OF ABANDONED RUBBLEMOUND DIKE

LAKE EXPRESS FERRY DOCK

ACCESS GATE


AREA LEASED TO COAST GUARD UNDER PERMIT NO. DACW22-4-86-3007

BRASS DISC 77-15



NOTES:

1. THE PERIMETER BERM SHALL HAVE A MINIMUM POST-CONSTRUCTION ELEVATION OF 10.0 FEET AND A MAXIMUM POST-CONSTRUCTION ELEVATION OF 18.0 FEET.
2. THE COORDINATE GRID SYSTEM SHOWN IS REFERENCED TO THE WISCONSIN STATE PLANE COORDINATE SYSTEM, LAMBERT PROJECTION, SOUTH ZONE (4803), NORTH AMERICAN DATUM 1983, U.S. FOOT.
3. ALL ELEVATIONS AND DEPTHS ARE IN FEET AND ARE REFERENCED TO LOW WATER DATUM (LWD), 577.5 FEET ABOVE MEAN SEA LEVEL AT RIMOUSKI, QUEBEC, I.G.L.D. 1985.
4. THE INFORMATION DEPICTED ON THIS MAP REPRESENTS THE RESULTS OF SURVEYS MADE ON THE DATES INDICATED AND CAN ONLY BE CONSIDERED AS INDICATING THE GENERAL CONDITIONS AT THAT TIME.
5. THE SURVEY SHOWN WAS CONDUCTED ON 24 & 30 OCT 2007.
6. THE SOUNDINGS SHOWN WERE CONDUCTED ON 20 MAY 1999. SOUNDINGS SHOWN AS THUS -10.2
7. POTENTIAL SUBCONTRACTOR STAGING AREA INFORMATION ADDED FROM AERIAL PHOTOGRAPHY.



NO.	DATE	DR	REVISION	CHK	APVD	BY	APVD
		RC STRYKER	JM HOLMQUIST	HL ZIEGELBAUER			RC STRYKER

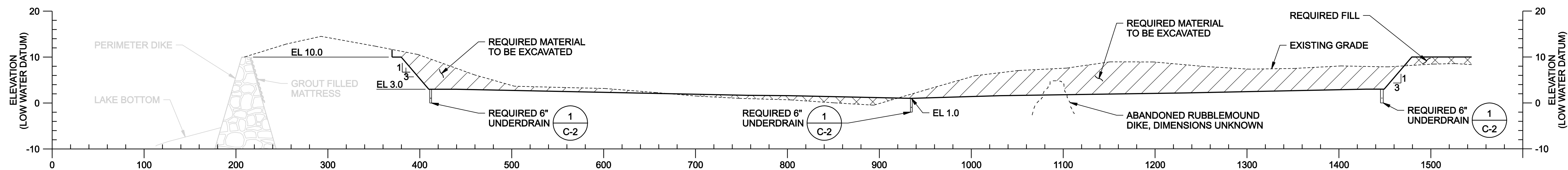
KINNICKINNIC CELL CONSTRUCTION  
MILWAUKEE CONFINED DISPOSAL FACILITY  
U.S. ENVIRONMENTAL PROTECTION AGENCY  
MILWAUKEE, WISCONSIN

**CH2MHILL**  
CIVIL  
SITE PLAN

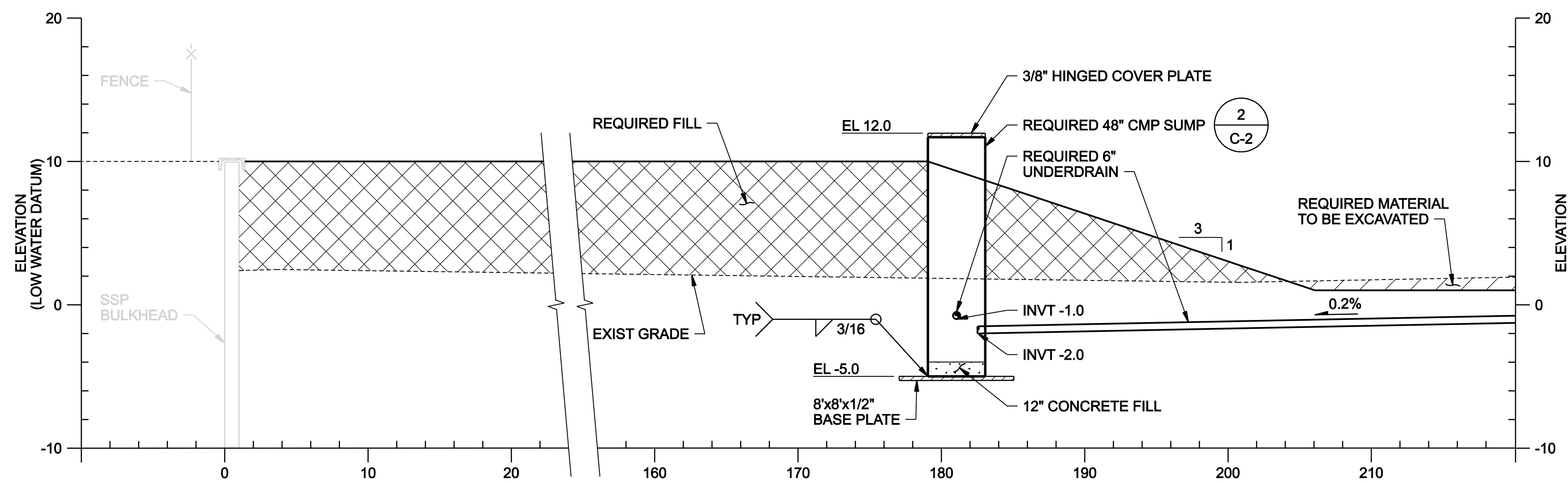
VERIFY SCALE	BAR IS ONE INCH ON ORIGINAL DRAWING
DATE	JUNE 2008
PROJ	363841
DWG	C-1
SHEET	1

ISSUED FOR CONSTRUCTION  
REUSE OF DOCUMENTS: THIS DOCUMENT, AND THE IDEAS AND DESIGNS INCORPORATED HEREIN, AS AN INSTRUMENT OF PROFESSIONAL SERVICE, IS THE PROPERTY OF CH2M HILL AND IS NOT TO BE USED, IN WHOLE OR IN PART, FOR ANY OTHER PROJECT WITHOUT THE WRITTEN AUTHORIZATION OF CH2M HILL. © CH2M HILL 2004. ALL RIGHTS RESERVED.

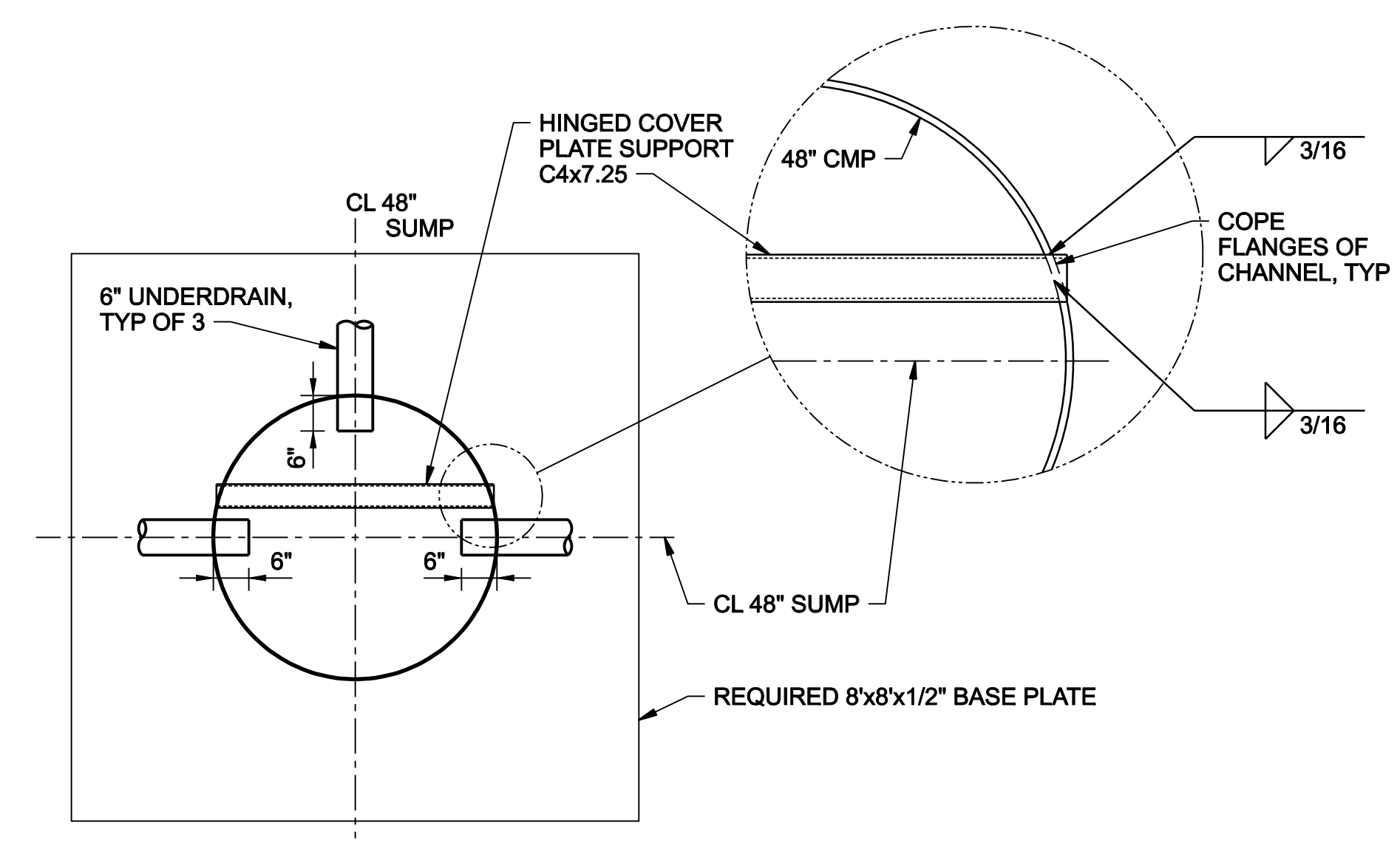




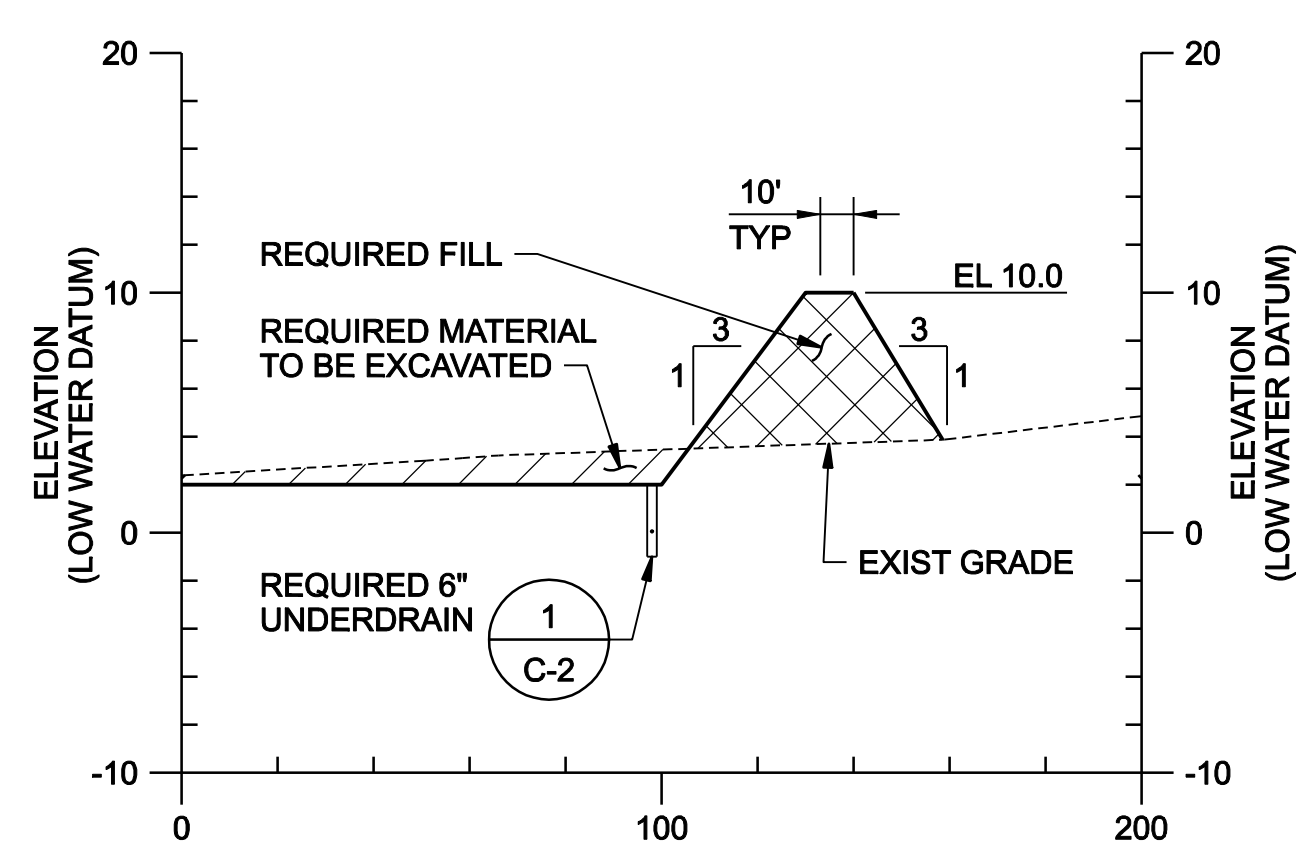
**A SECTION**  
HORIZONTAL: 1"=60'



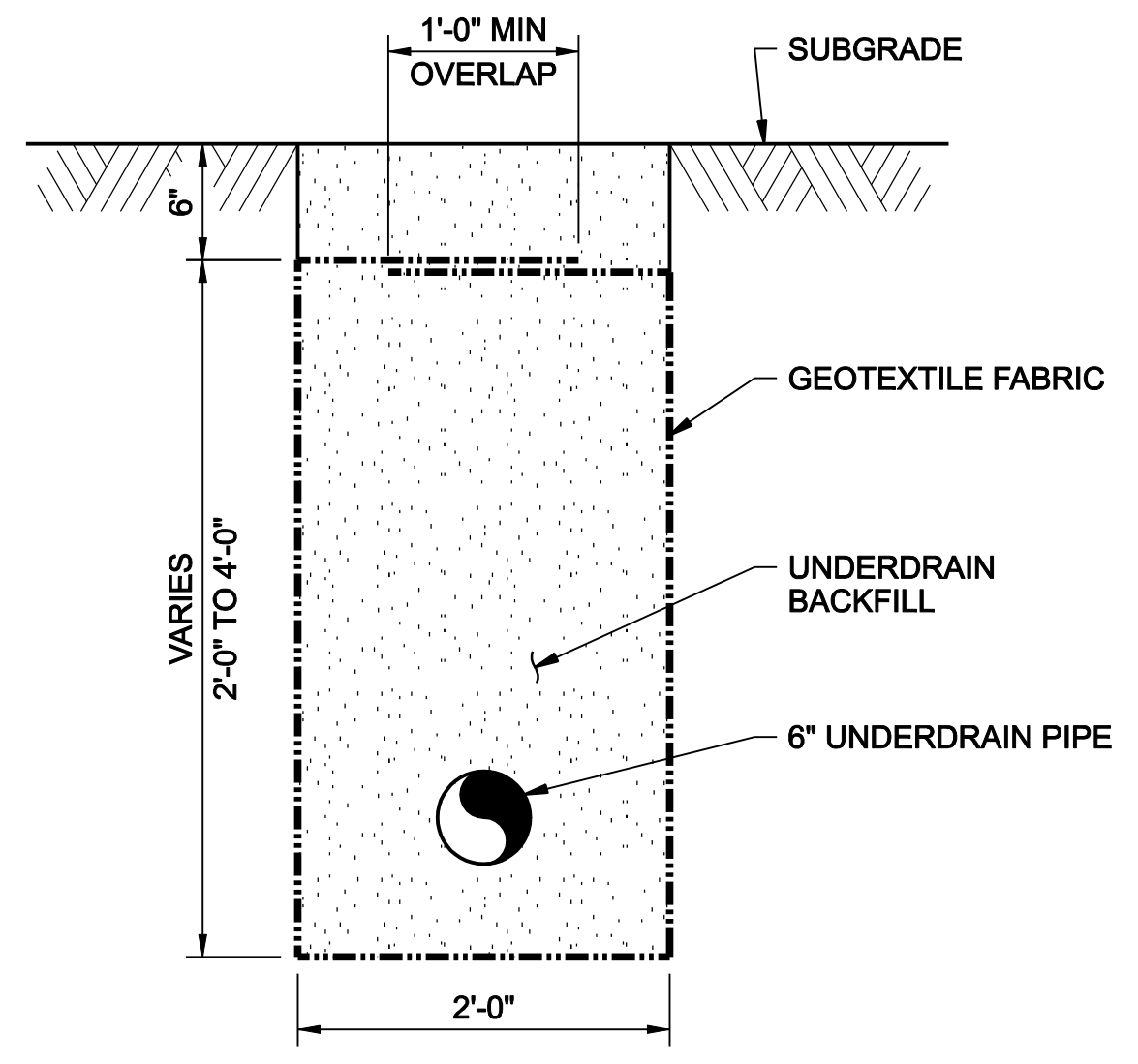
**B SECTION**  
HORIZONTAL: 1"=6'




**2 SUMP DETAIL**  
1/2"=1'-0"



**C SECTION**  
HORIZONTAL: 1"=60'



**1 UNDERDRAIN DETAIL**  
NTS



APVD	BY	APVD	REVISION	CHK
	RC STRYKER			HL ZIEGELBAUER
DGN	NO.	DATE	DR	
			JM HOLMQUIST	

KINNICKINNIC CELL CONSTRUCTION  
MILWAUKEE CONFINED DISPOSAL FACILITY  
U.S. ENVIRONMENTAL PROTECTION AGENCY  
MILWAUKEE, WISCONSIN

**CH2MHILL**  
CIVIL  
SECTIONS AND DETAILS

VERIFY SCALE	
BAR IS ONE INCH ON ORIGINAL DRAWING.	
DATE	JUNE 2008
PROJ	363841
DWG	C-2
SHEET	2



**CH2M HILL**  
135 South 84th Street  
Suite 325  
Milwaukee, WI 53214-1456  
**Tel 414.272.2426**  
**Fax 414.272.4408**

December 16, 2008

380310.MS.01

Bob Pippins  
Freeman Environmental Services, Inc.  
115 N 16th Street  
Herrin, IL 62948

**Subject:** Design Modifications  
Kinnickinnic Cell Construction in the Milwaukee Confined Disposal Facility  
Kinnickinnic River Sediment Remediation Project  
Milwaukee Estuary Area of Concern; Milwaukee, Wisconsin  
CH2M HILL Subcontract No. 578 (Purchase Order 811157)  
WA No. 049-RARA-1508, Contract No. EP-S5-06-01

Dear Mr. Pippins:

CH2M HILL is sending this letter and attached figures as documentation of the changes to the QC testing methods and final configuration of the Kinnickinnic (KK) Cell that have been discussed and authorized by the project stakeholders. Specifically, there are three changes to the original design:

- compaction testing
- relocation of central underdrain segment and sump
- reduction in width of perimeter berms

Each of these changes is outlined below.

## **Compaction Testing**

Originally, the specifications for the project required field density testing to show compaction of material for the perimeter berms was meeting 90% of maximum dry density as determined by laboratory standard Proctor tests at a frequency of one nuclear density field test for every 10,000 ft<sup>2</sup> of material placed in each lift. Due to the variability of the initial eight proctor samples collected (maximum dry density ranging between 71 and 105 lbs/ft<sup>3</sup>), CH2M HILL and the project stakeholders discussed alternative methods of verifying that sufficient compaction was being achieved.

After some discussion, it was agreed that soil probe testing being conducted in conjunction with more limited nuclear density field testing and standard Proctor testing would be tried. Nuclear density field testing and standard Proctor testing would be done at ten locations, with the ten tests spread out over the duration of the work. Soil probing would be done at a

frequency of one test per 10,000 ft<sup>2</sup> and also at the same ten locations where the nuclear density field tests and standard Proctor samples were obtained (these ten locations would offer an opportunity to “calibrate” the depth of penetration of the soil probe).

As of December 16, all earthwork has been completed, with the exception of installation of the underdrain system. Soil testing at all ten of the locations has been done, and the results indicated relative compaction between 88 and 102 percent, averaging 97 percent. Soil probing typically indicated 2 to 4 inches of penetration using approximately 100 pounds of force; this was fairly consistent between areas where the field density and Proctor tests were run and other areas.

### **Relocation of Central Underdrain Segment and Sump**

The original drawings showed installation of the central underdrain line directly through the center of the KK Cell. However, installation of the line in this area is not feasible due to the inability to track equipment over the extremely soft material, nor is installation of a sloped drainage line advisable in this area because of the likelihood that it would differentially settle when loaded with sediment in 2009 and no longer be sloped properly. Therefore, Freeman and CH2M HILL have proposed relocation of the line and sump approximately 100 feet to the south where the underlying material is more stable. Project stakeholders have given their acceptance of this approach. The relocation of the central underdrain line and sump is shown on Figure 1.

Freeman will slope the underdrain lines similarly to the way they are shown in the original design; a relocation of 100' will not impact these significantly. Also, Freeman will have the final installed location of the underdrain lines surveyed in and provide this information to CH2M HILL as part of the final record drawings.

### **Reduction in Width of Perimeter Berms**

There was a shortage of material available for creation of the perimeter berms that were required be brought up to +10 ft LWD to create the outside of the KK Cell and foundation for future vertical expansion of the CDF. CH2M HILL and Freeman proposed to obtain additional material by decreasing the overall width of the perimeter berms as shown in Figure 2. This was done as described below:

- Freeman removed 15' from the inside face of the north berm (red line shown on Figure 2). At this point, the berm width (as measured across the flat part at +10 ft LWD) was 125'. The 3:1 slope was maintained down into the KK Cell. The material on the north side of the KK Cell was the best material available for berm construction.
- Freeman then removed 25' from the inside face of the west, south, and east berms (except for the western portion of the southern berm, from which only 15' was removed). The resulting berm width was a minimum of 115', except for a small portion near the southwest corner where the minimum berm width was 105' (shown on Figure 2). The 3:1 slope was maintained down into the KK Cell.
- After completion of this work, an additional 5,000 to 6,000 cubic yards of material was needed to complete the perimeter berm. On November 20, the stakeholders agreed to a

Bob Pippins  
Page 3  
December 16, 2008

removal of up to an additional 25' from the inside face of the west berm, reducing the minimum width to 90'. Freeman completed this work on November 26.

It should be noted that these changes will increase some line item quantities beyond the estimated number in the original subcontract agreement. Revised estimated quantities for the following line items are as follows:

- Excavation Within Cell and Construction of Perimeter Berm - original estimated quantity = 80,000 cubic yards; revised estimated quantity = 89,300 cubic yards
- Installation of Underdrains - original estimated quantity = 3,700 linear feet; revised estimated quantity = 4,000 linear feet
- Local Dewatering - original estimated quantity = 14 days; revised estimated quantity = 34 days

CH2M HILL anticipates that the increase in quantities for these line items will not cause the total subcontract agreement amount of \$1,105,081.47 to be exceeded since actual quantities for other line items will be less than the estimated quantities. CH2M HILL will continue to track estimated quantities as the work progresses.

If you have any questions on these design modifications, please let me know.

Sincerely,  
CH2M HILL



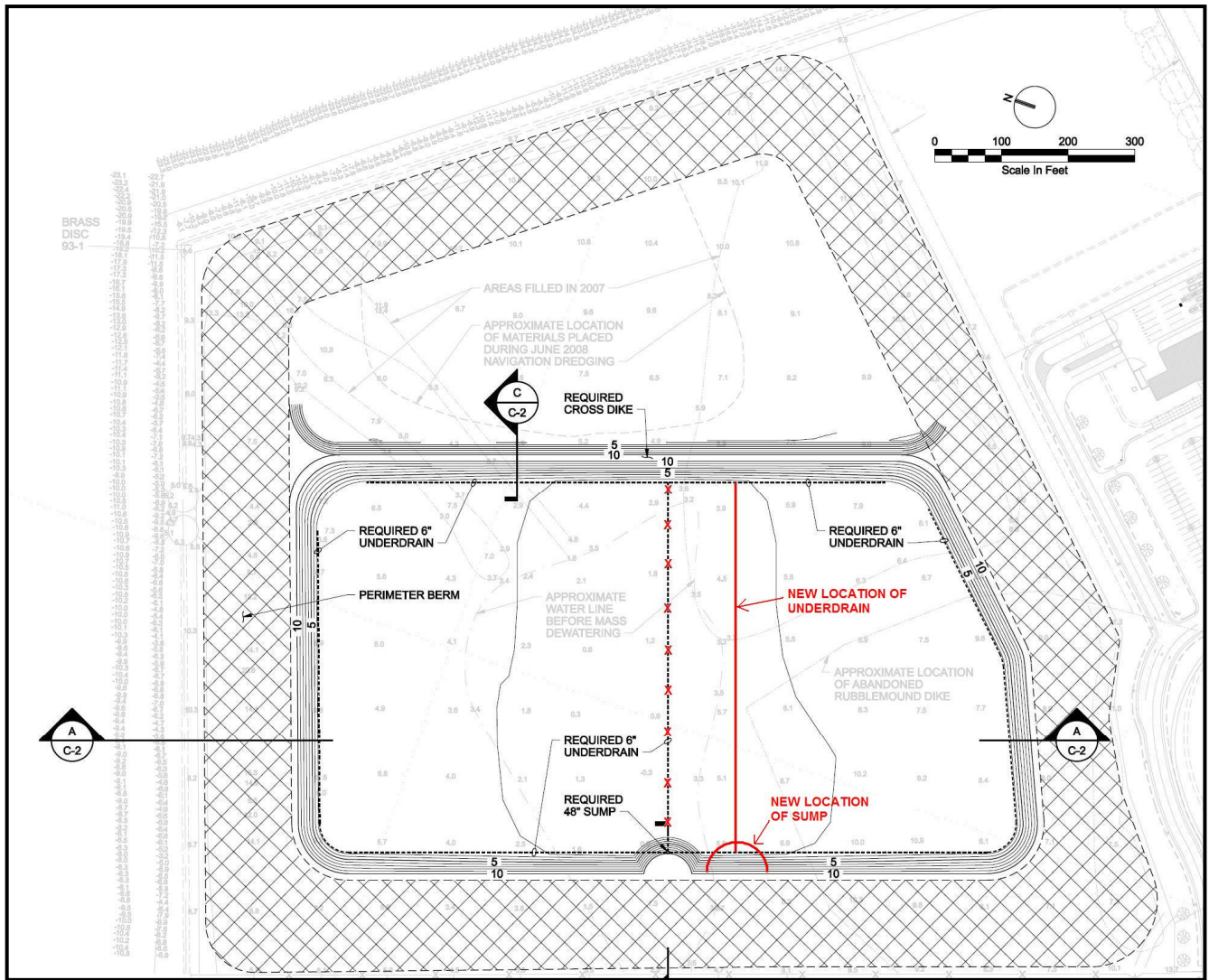
Rob Stryker  
Site Manager

Enclosures

cc: Ajit Vaidya/USEPA  
Xiaochun Zhang/WDNR  
Marsha Burzynski/WDNR  
Dave Bowman/USACE  
Dave Foster/USACE  
Gina Bayer/CH2M HILL  
Matt Kluge/CH2M HILL  
Pat Vogtman/USEPA

Larry Sullivan/Port of Milwaukee  
Bizhan Sheikholeslami/WDNR  
Tom Johnson/USACE  
Kerry Williams/USACE  
John Niemiec/USACE  
John Bosak/CH2M HILL  
Parveen Vij/USEPA





**Figure 1.** Relocation of Center Underdrain Segment and Sump 100 Feet to the South

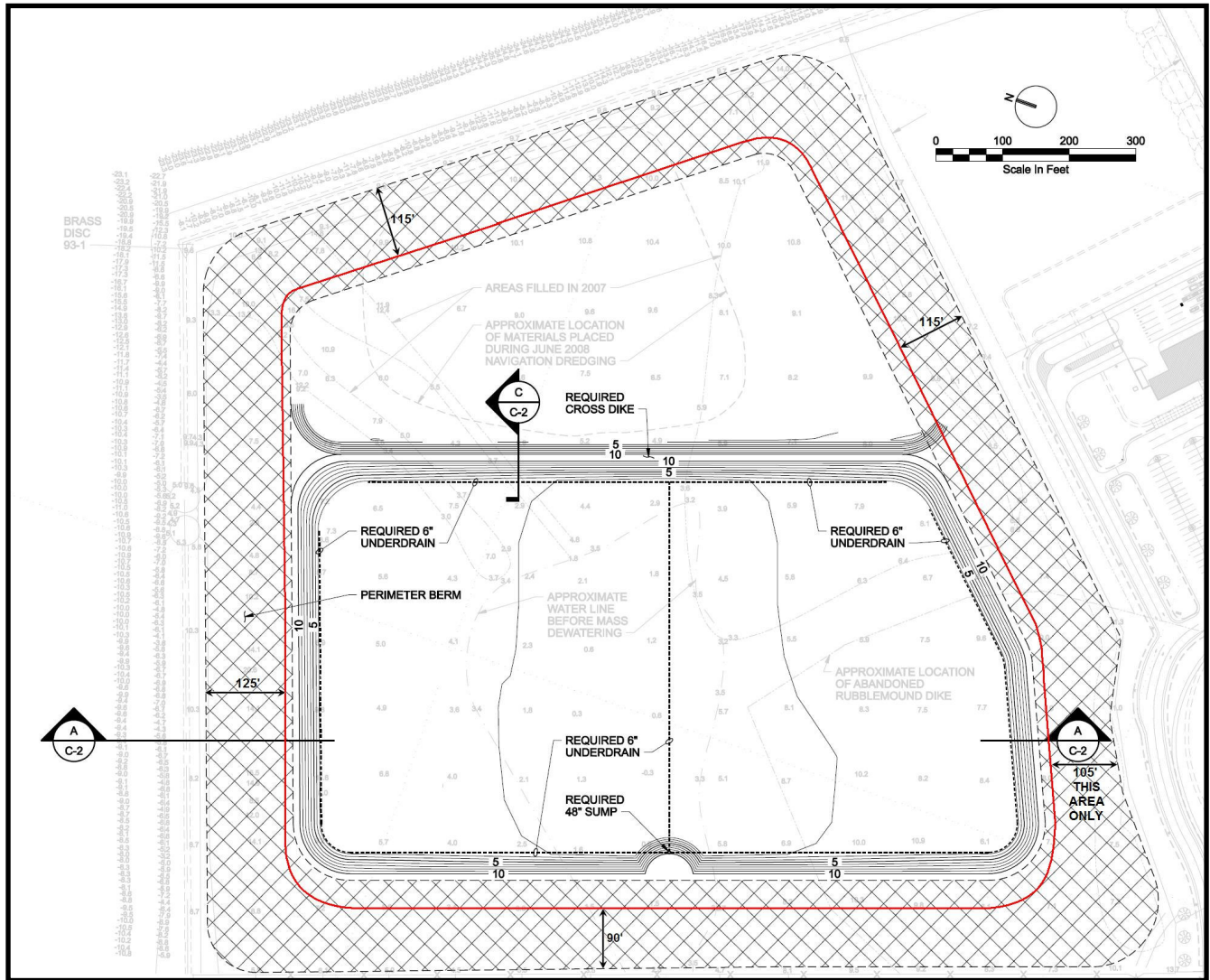


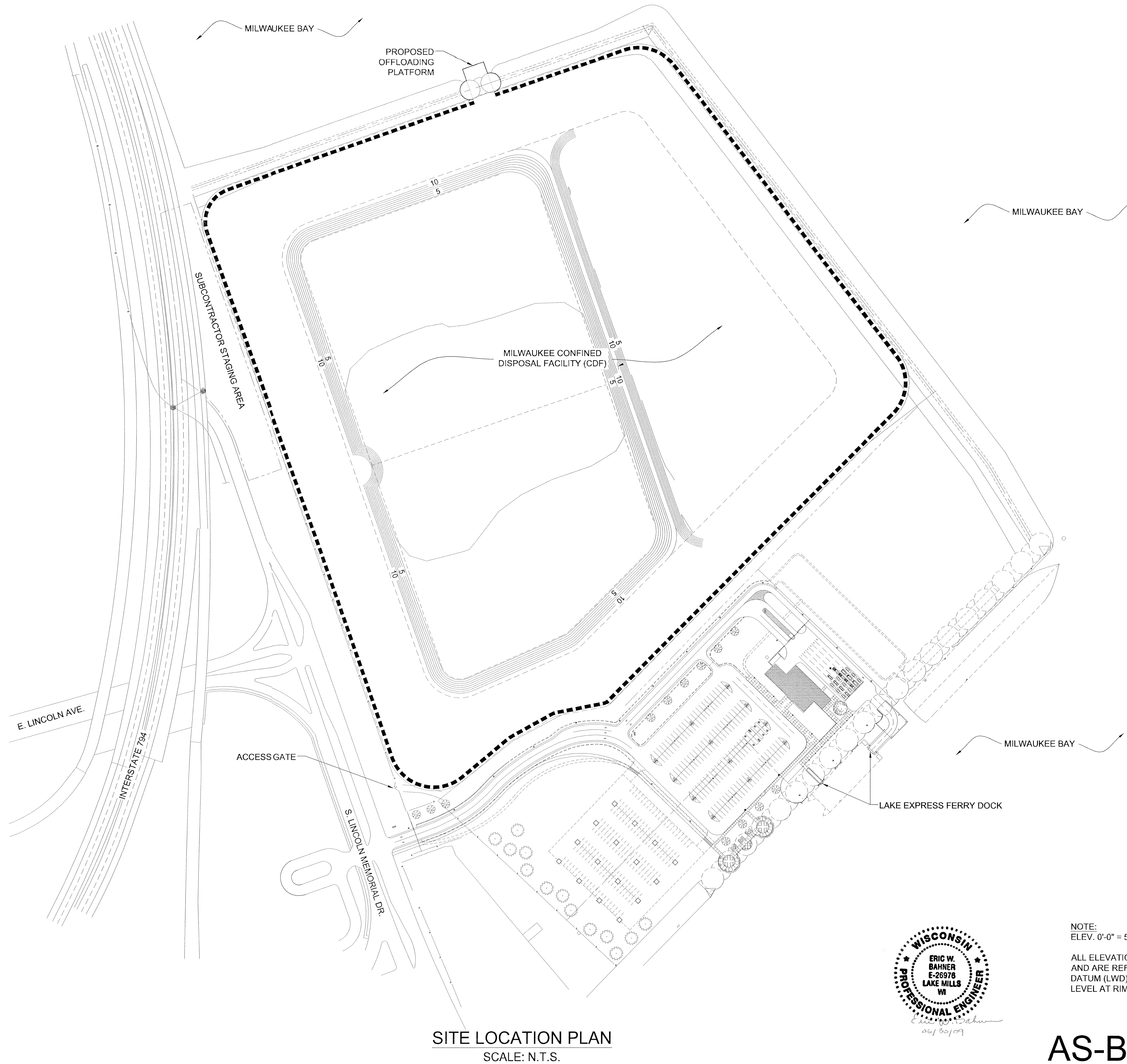
Figure 2. Revised "inside top of berm" locations, with minimum berm dimensions shown.

Appendix C  
**Offloading Platform Record Drawings**


---



E:\Drawings\Kinnickinnic River\KKR-CDF-AB-02.dwg; 6/30/2009 9:40:12 AM, JAMES



SITE LOCATION PLAN  
SCALE: N.T.S.



NOTE:  
ELEV. 0'-0" = 577.5' ABOVE MSL


ALL ELEVATIONS AND DEPTHS ARE IN FEET  
AND ARE REFERENCED TO LOW WATER  
DATUM (LWD), 577.5 FEET ABOVE MEAN SEA  
LEVEL AT RIMOUSKI, QUEBEC, I.G.L.D. 1985.

**AS-BUILT**

OFFLOADING PLATFORM  
KINNICKINNIC RIVER PROJECT  
U.S. ENVIRONMENTAL PROTECTION AGENCY  
MILWAUKEE, WISCONSIN

**AS-BUILT**

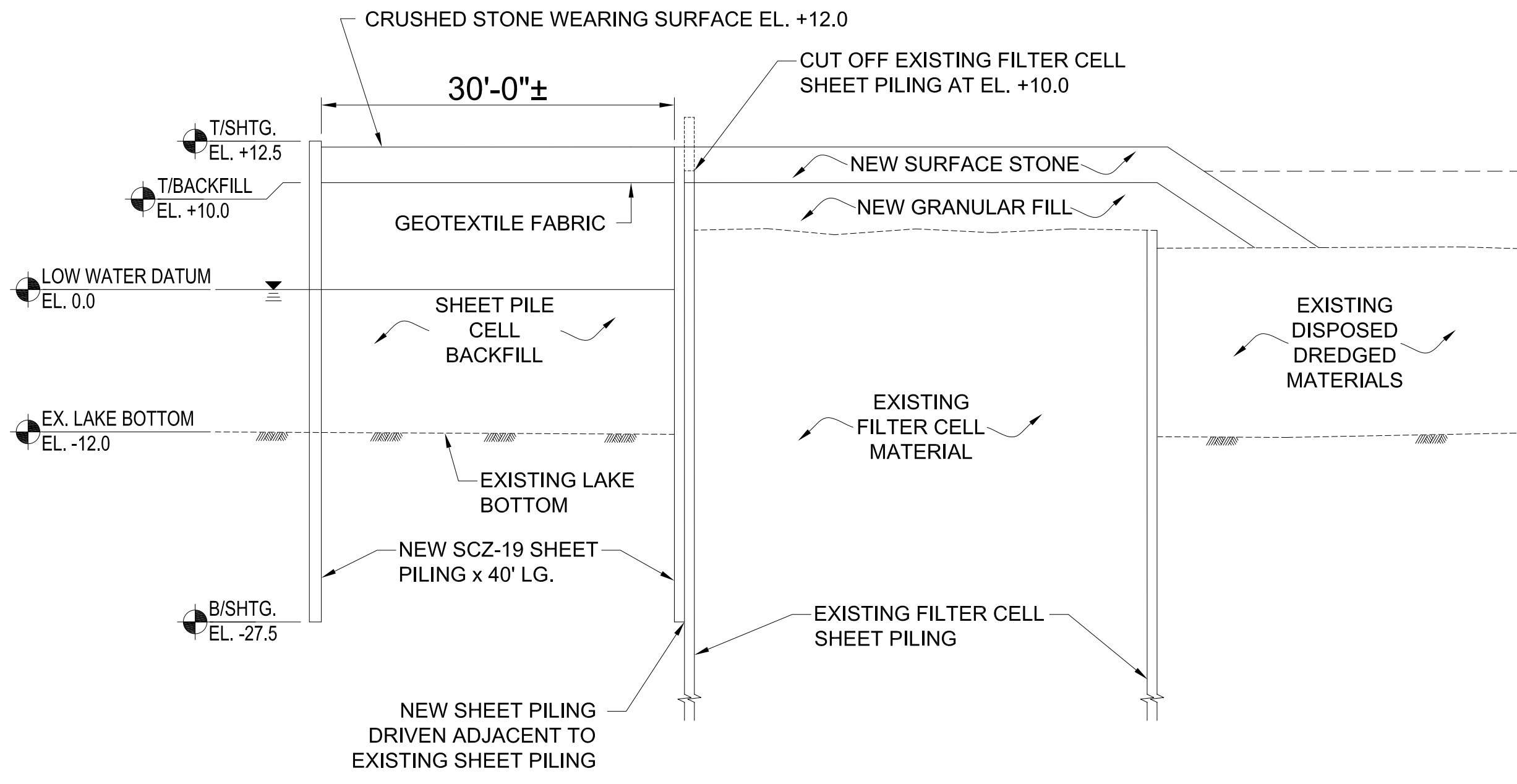
Edward E. Gillen, Company  
Contractors - Engineers  
Since 1894  
218 West Becher Street  
Milwaukee, WI 53207  
Phone: 414-769-3120  
Fax: 414-769-3135



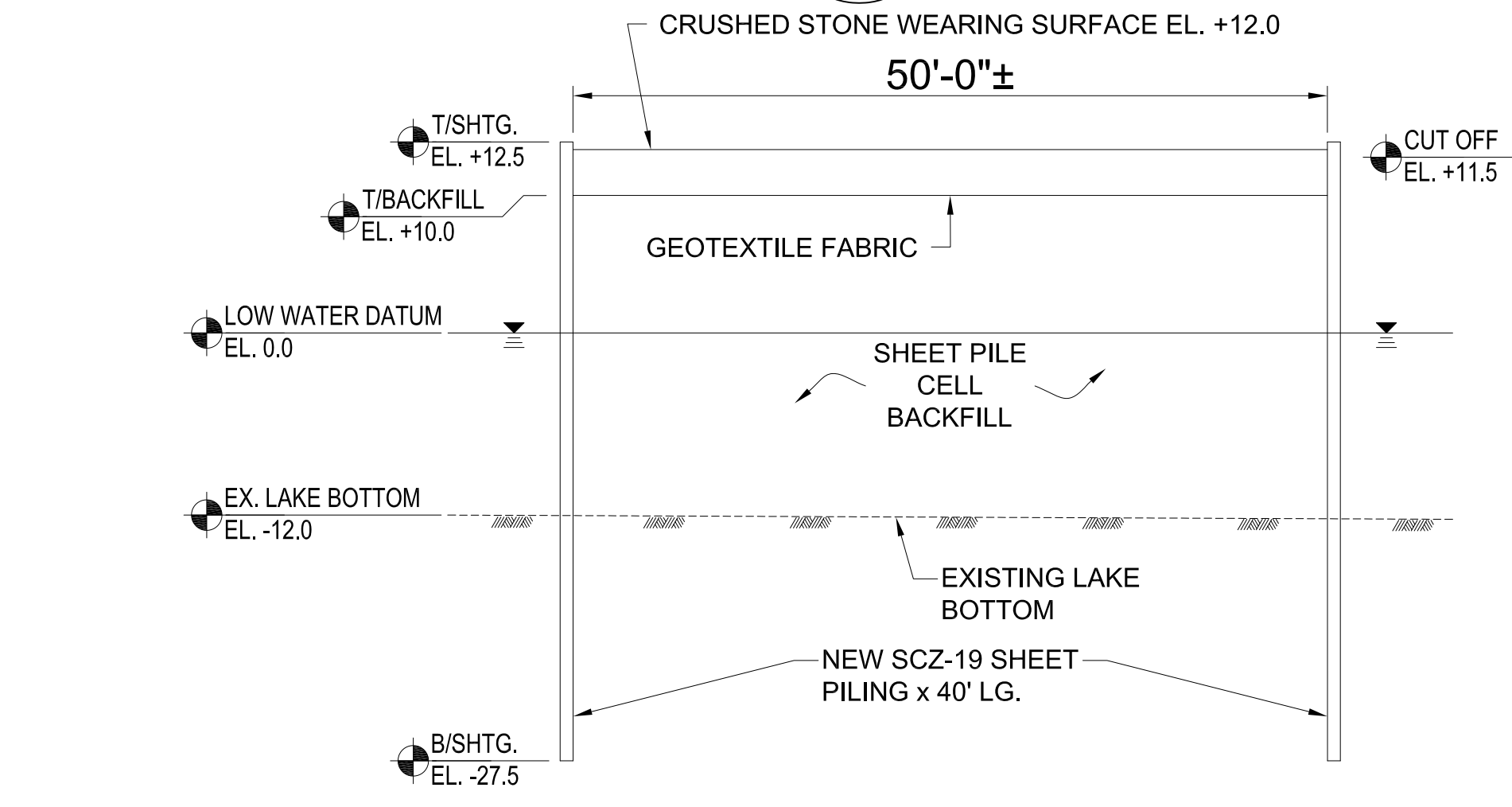
DRAWING SIZE D  
Drawn By: BSS  
Approved By: EWB  
Project No.

OAD Drawing No.  
KKR-CDF-AB-02.DWG  
Sheet No. ERS-1  
Date 05/26/2009

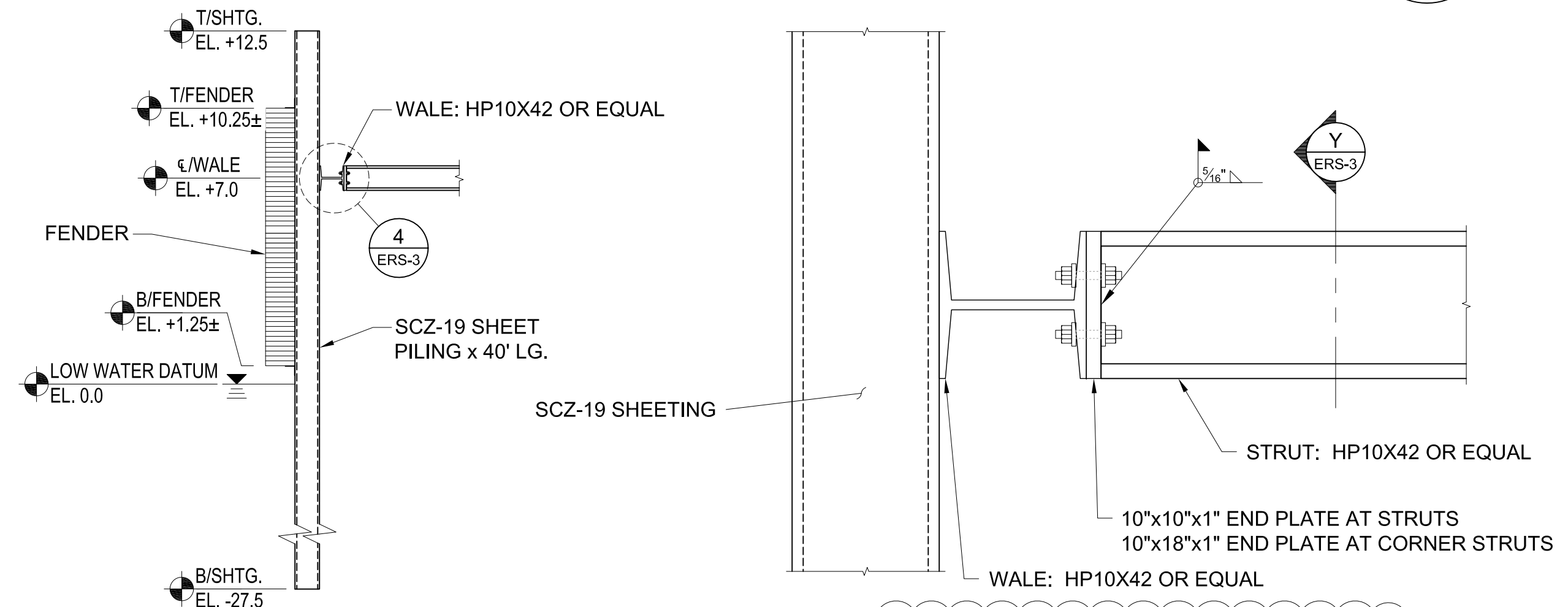




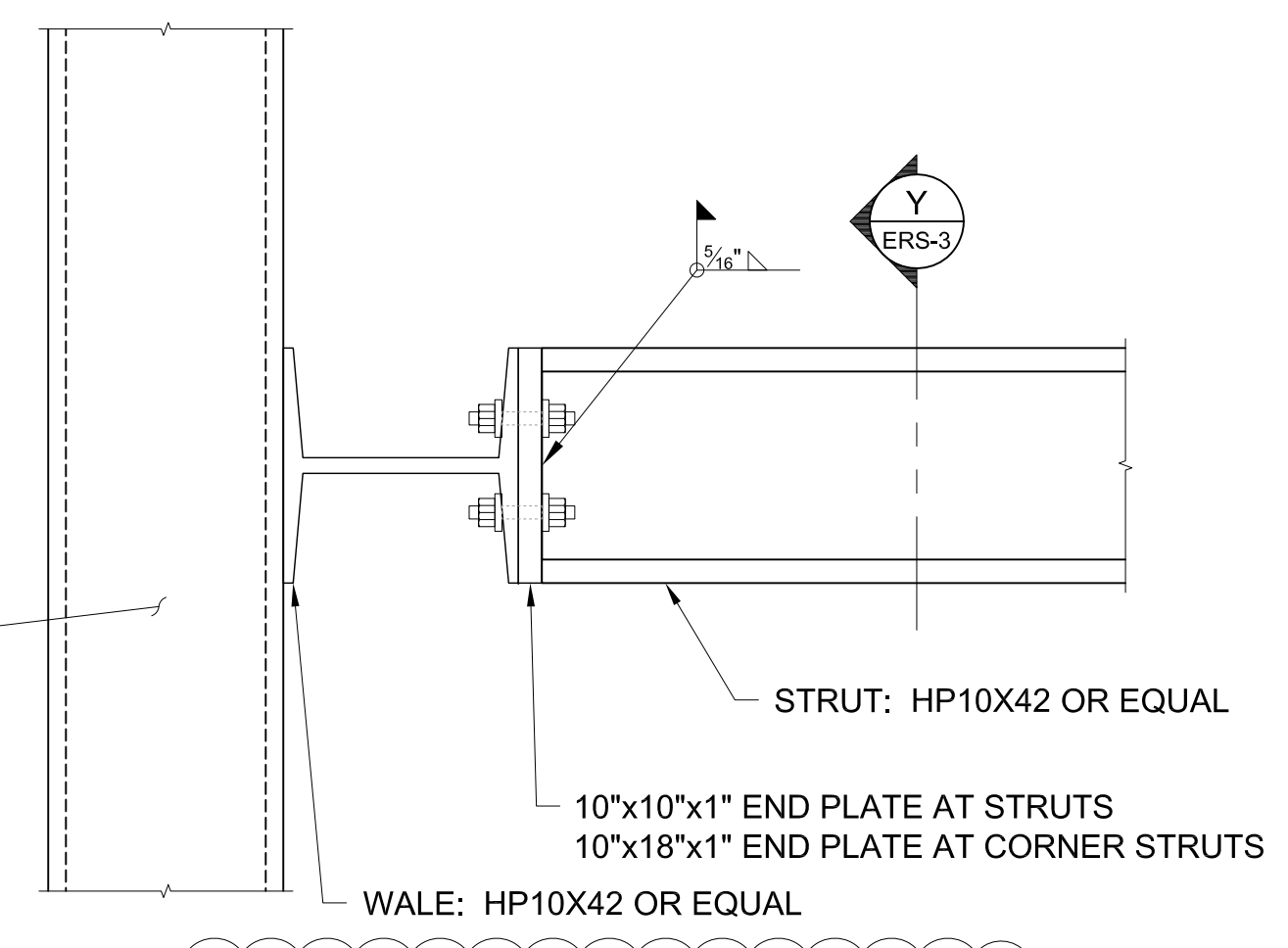
**1**  
ERS-3  
**CROSS SECTION 1**  
SCALE: 1" = 10'



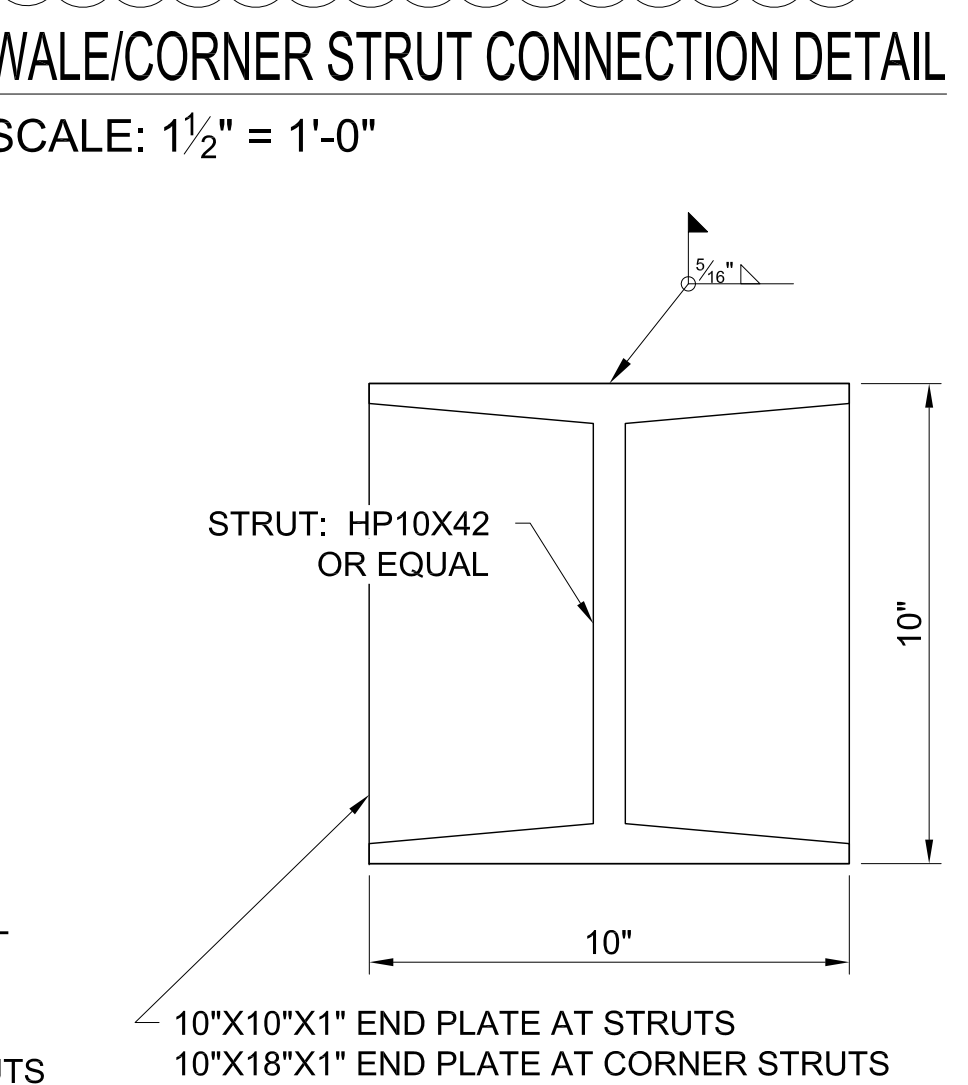
**2**  
ERS-3  
**CROSS SECTION 2**  
SCALE: 1" = 10'



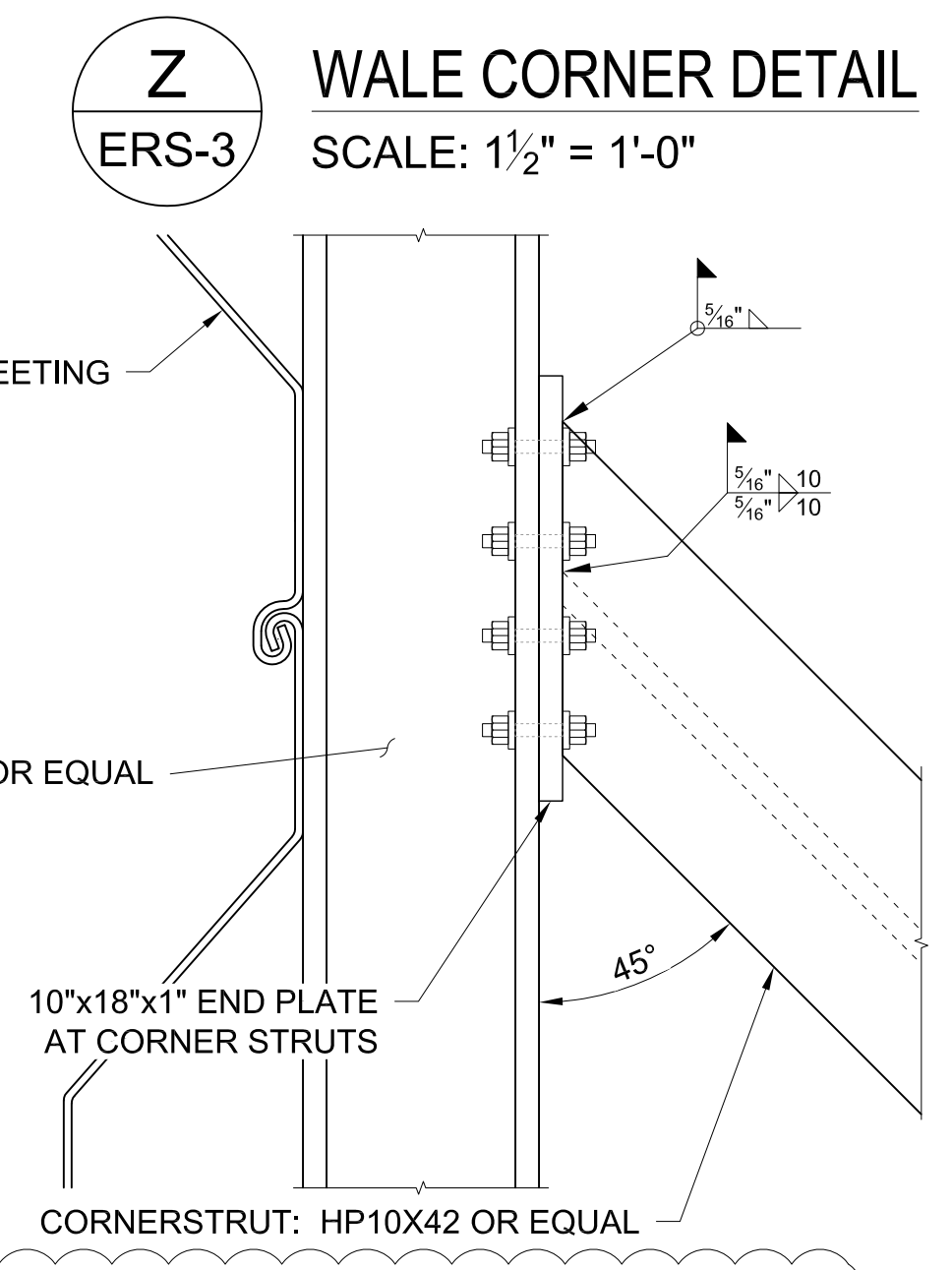
**3**  
ERS-3  
**SHEETING / WALE SECTION 3**  
SCALE: 1/4" = 1'-0"



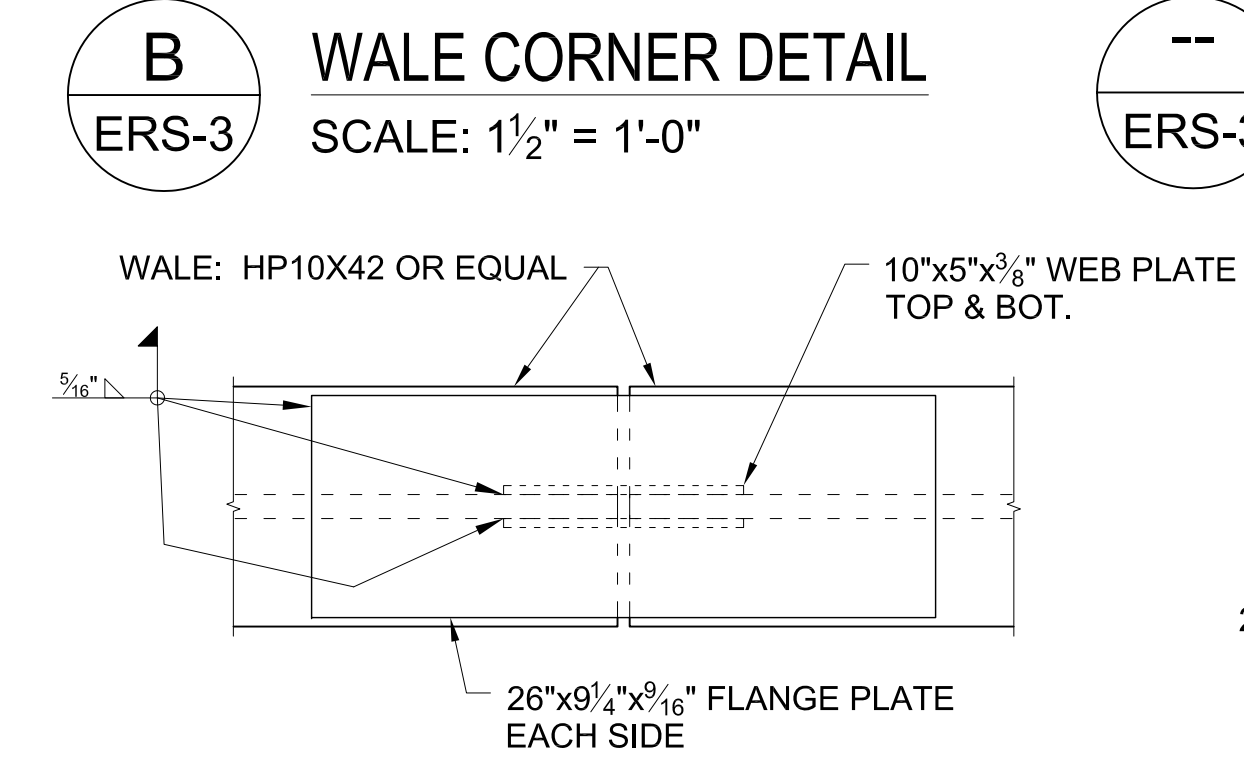
**4**  
ERS-3  
**WALE /STRUT CONNECTION DETAIL**  
SCALE: 1 1/2" = 1'-0"



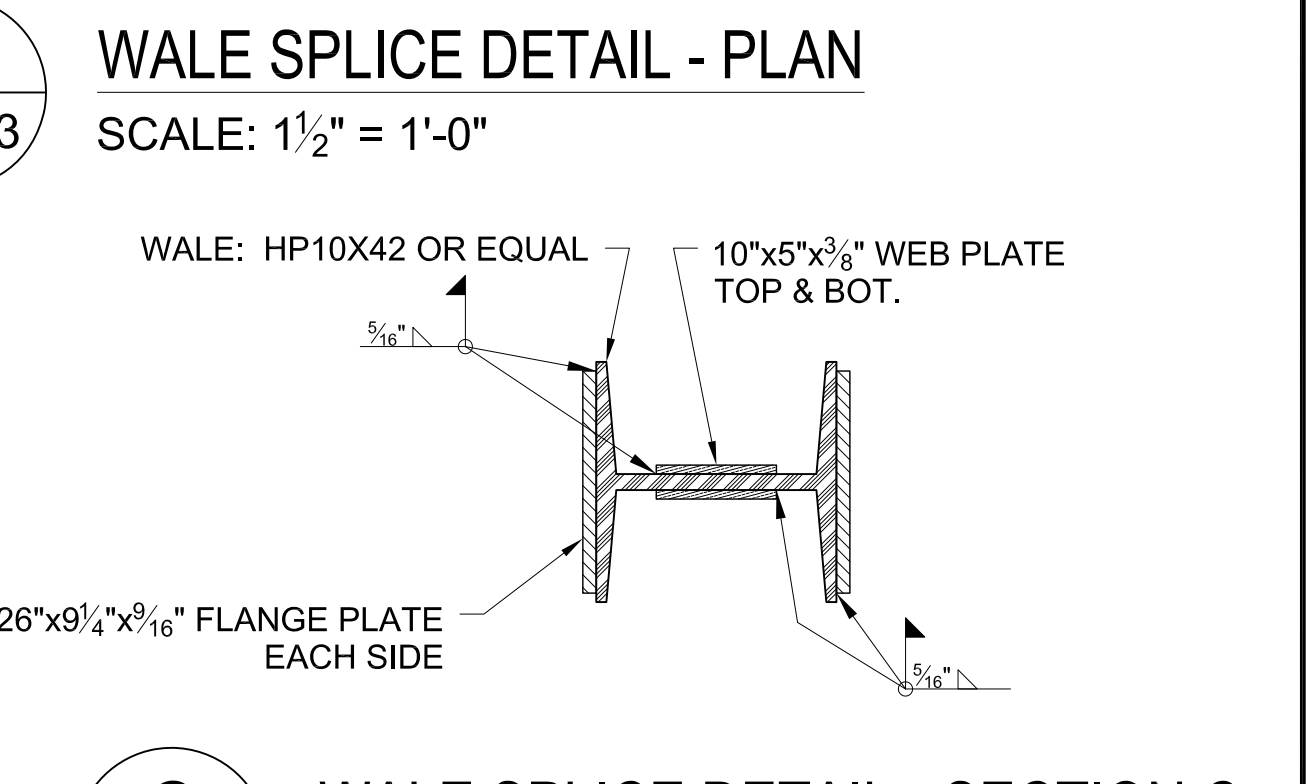
**Y**  
ERS-3  
**STRUT/END PLATE CONNECTION DETAIL**  
SCALE: 3" = 1'-0"



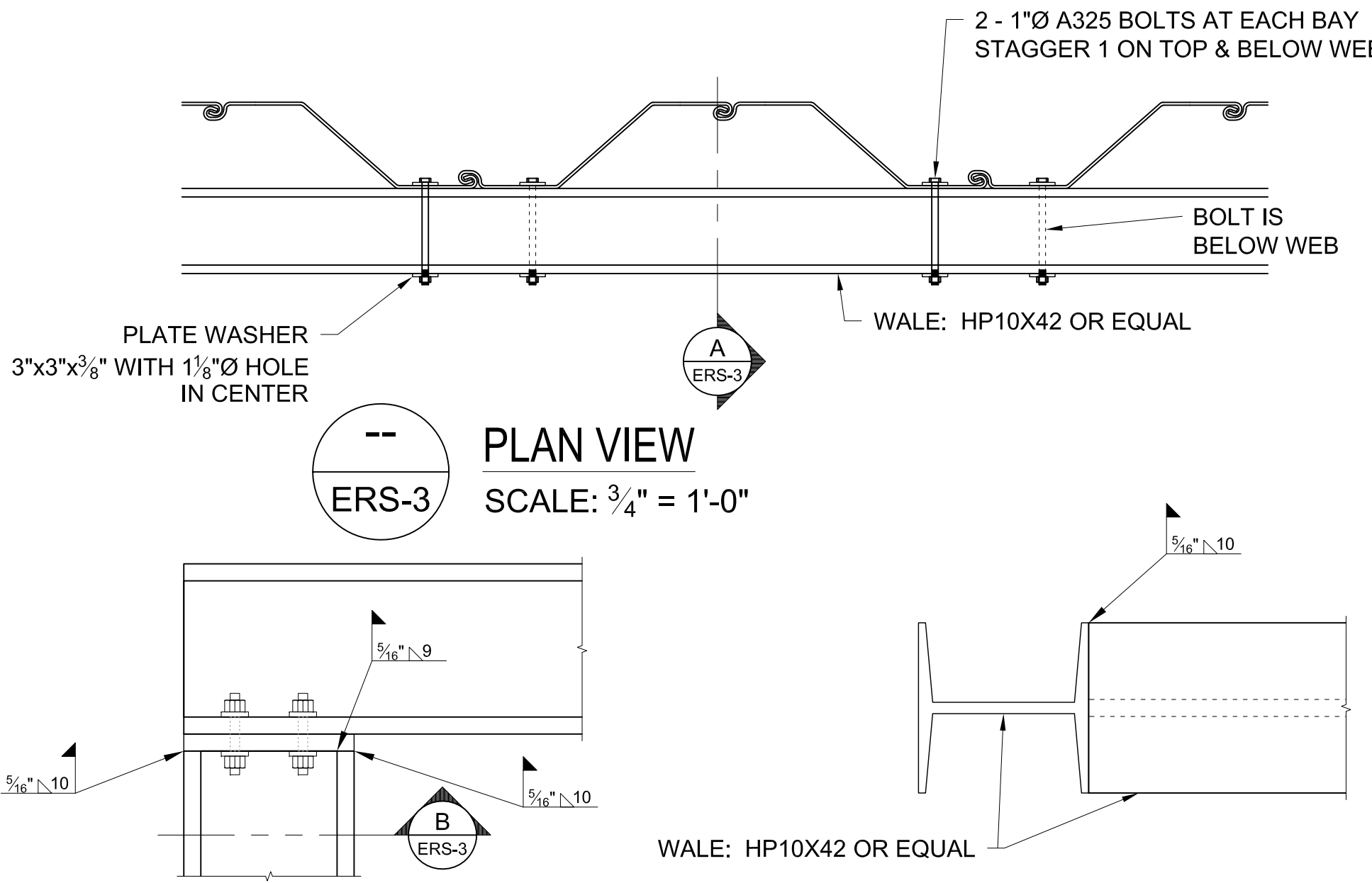
**Z**  
ERS-3  
**WALE CORNER DETAIL**  
SCALE: 1 1/2" = 1'-0"



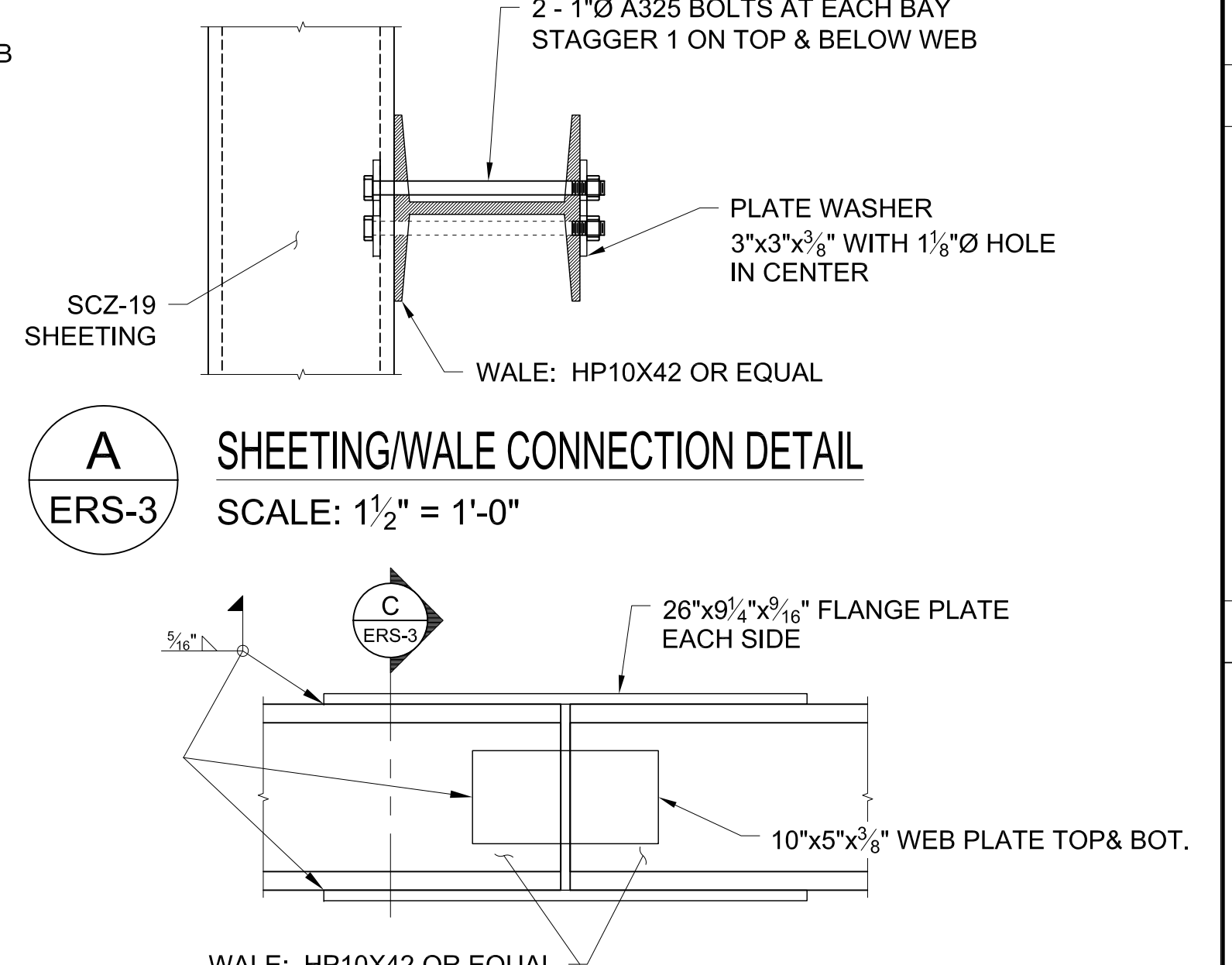
**--**  
ERS-3  
**WALE SPLICE DETAIL - ELEVATION**  
SCALE: 1 1/2" = 1'-0"



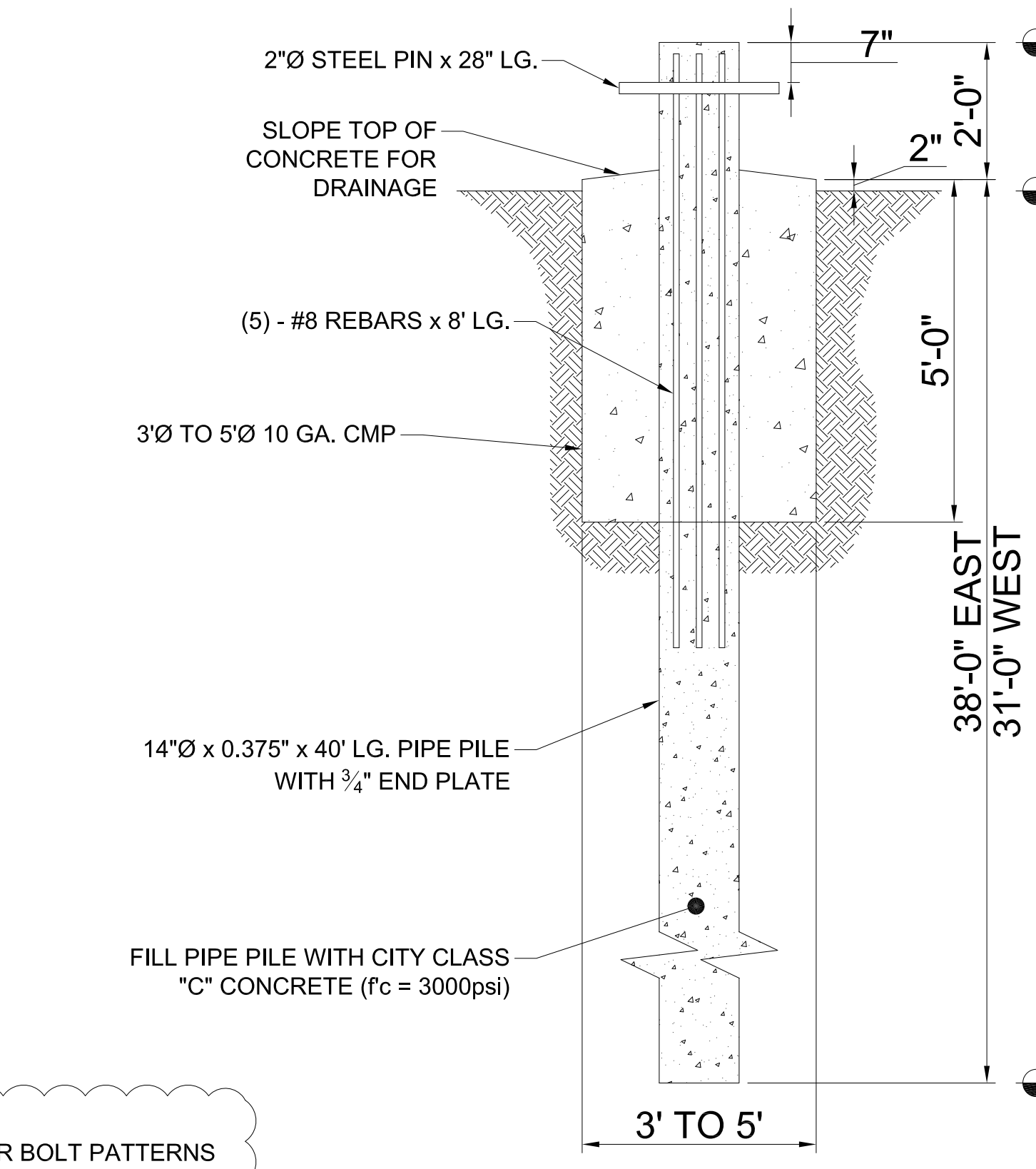
**C**  
ERS-3  
**WALE SPLICE DETAIL - SECTION C**  
SCALE: 1 1/2" = 1'-0"



**--**  
ERS-3  
**PLAN VIEW**  
SCALE: 3/4" = 1'-0"



**A**  
ERS-3  
**SHEETING/WALE CONNECTION DETAIL**  
SCALE: 1 1/2" = 1'-0"



**5**  
ERS-3  
**PIPE PILE BOLLARD DETAIL**  
SCALE: N.T.S.

NOTE:  
• SEE DETAIL 9 ON ERS-4 FOR BOLT PATTERNS


NOTE:  
• SEE DETAIL 8 & 9 ON ERS-4 FOR BOLT PATTERNS

NOTE:  
• SEE DETAIL 8 ON ERS-4 FOR BOLT PATTERNS

REV.	DESCRIPTION	DATE

OFFLOADING PLATFORM  
KINNICKINNIC RIVER PROJECT  
U.S. ENVIRONMENTAL PROTECTION AGENCY  
MILWAUKEE, WISCONSIN

Edward E. Gillen Company  
Contractors - Engineers  
Since 1894  
218 West Becher Street  
Milwaukee, WI 53207  
Phone: 414-789-3155  
Fax: 414-789-3155



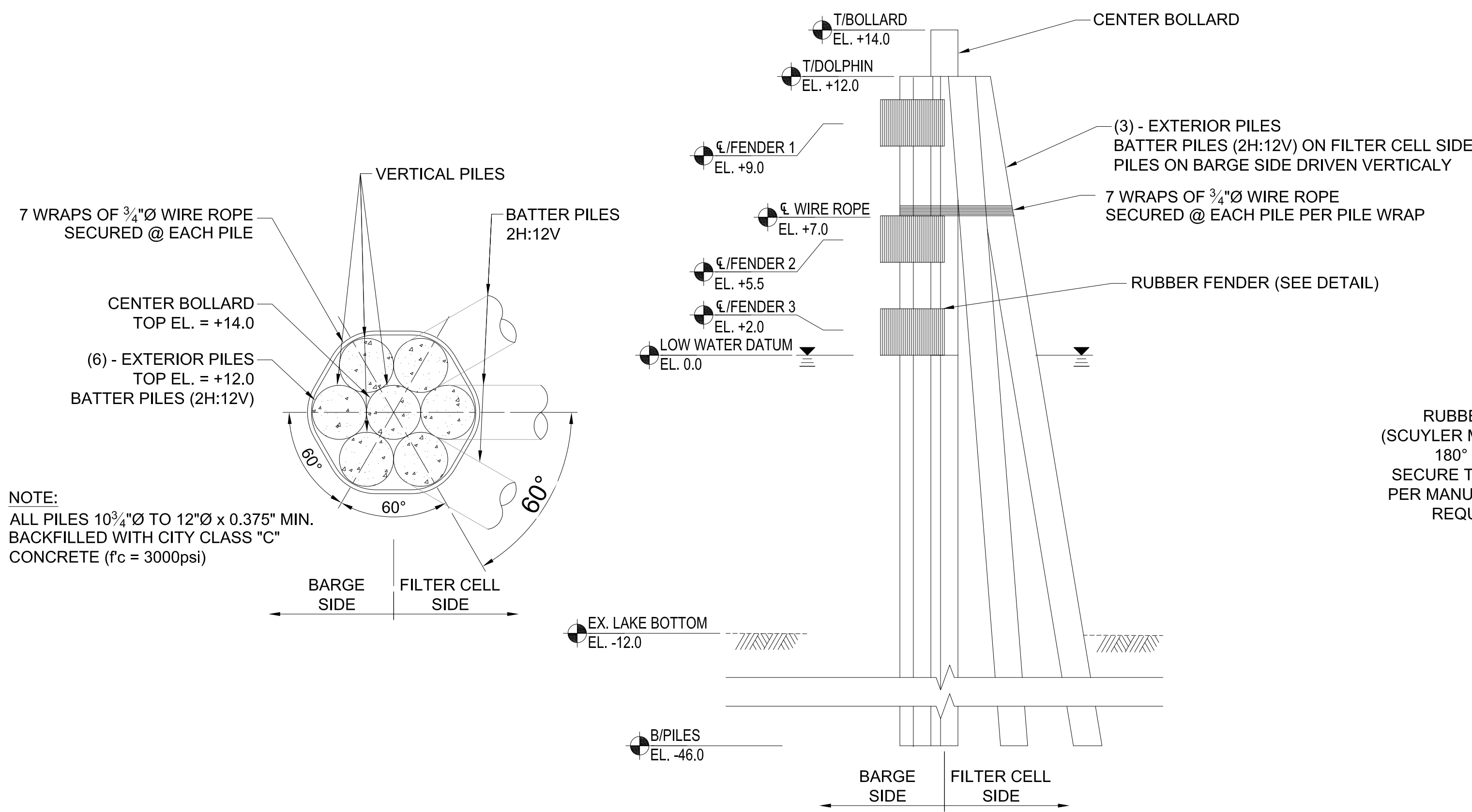
DRAWING SIZE D  
Drawn By: BSS  
Approved By: EWB  
Project No.  
CAD Drawing No.  
KKR-CDF-AB-01.DWG  
Sheet No. ERS-3  
Date 05/26/2009

**AS-BUILT**

**AS-BUILT**

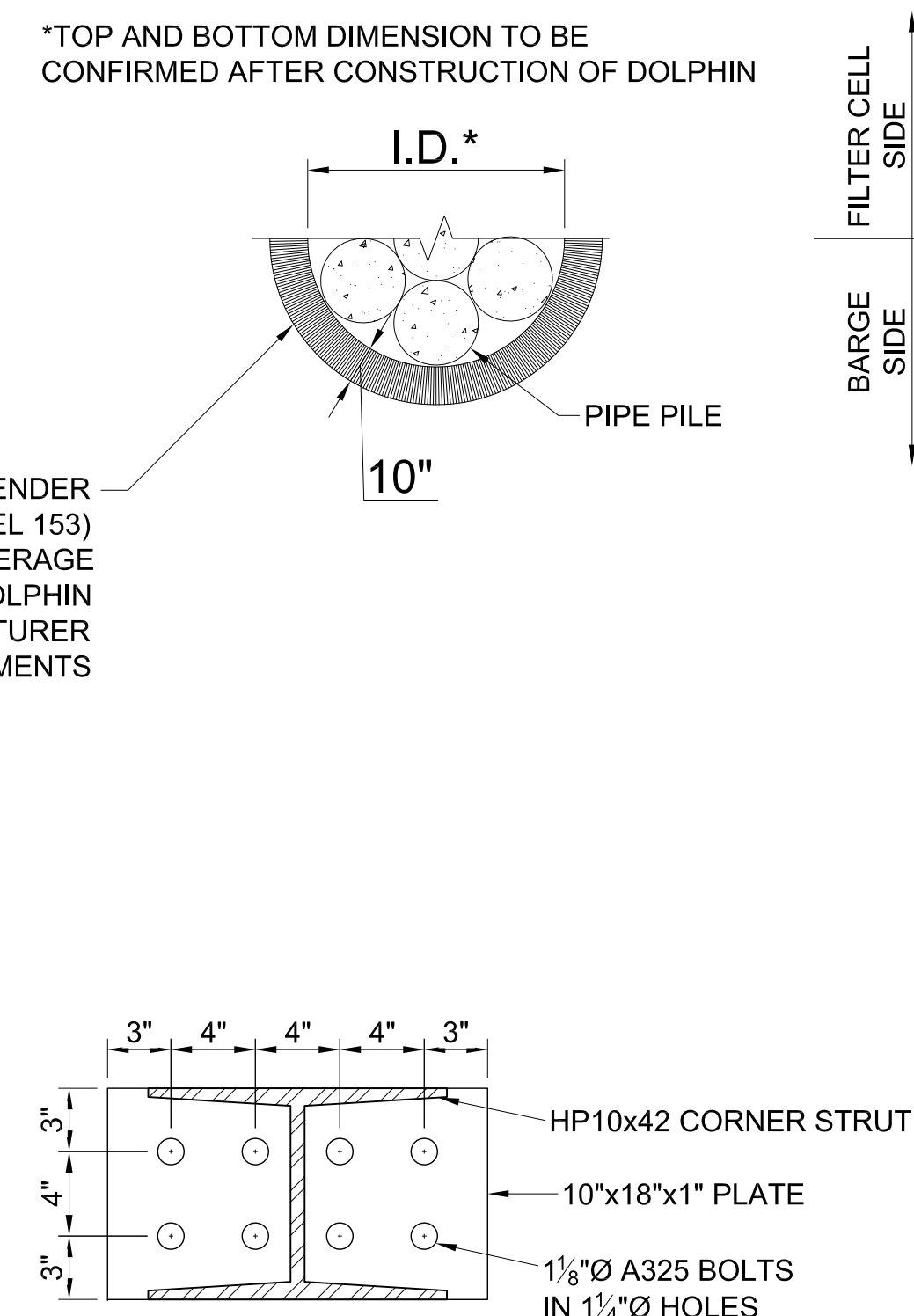
E:\Drawings\Kinnickinnic River\KKR-CDF-AB-01.dwg; 6/30/2009 9:39:30 AM; JAMES



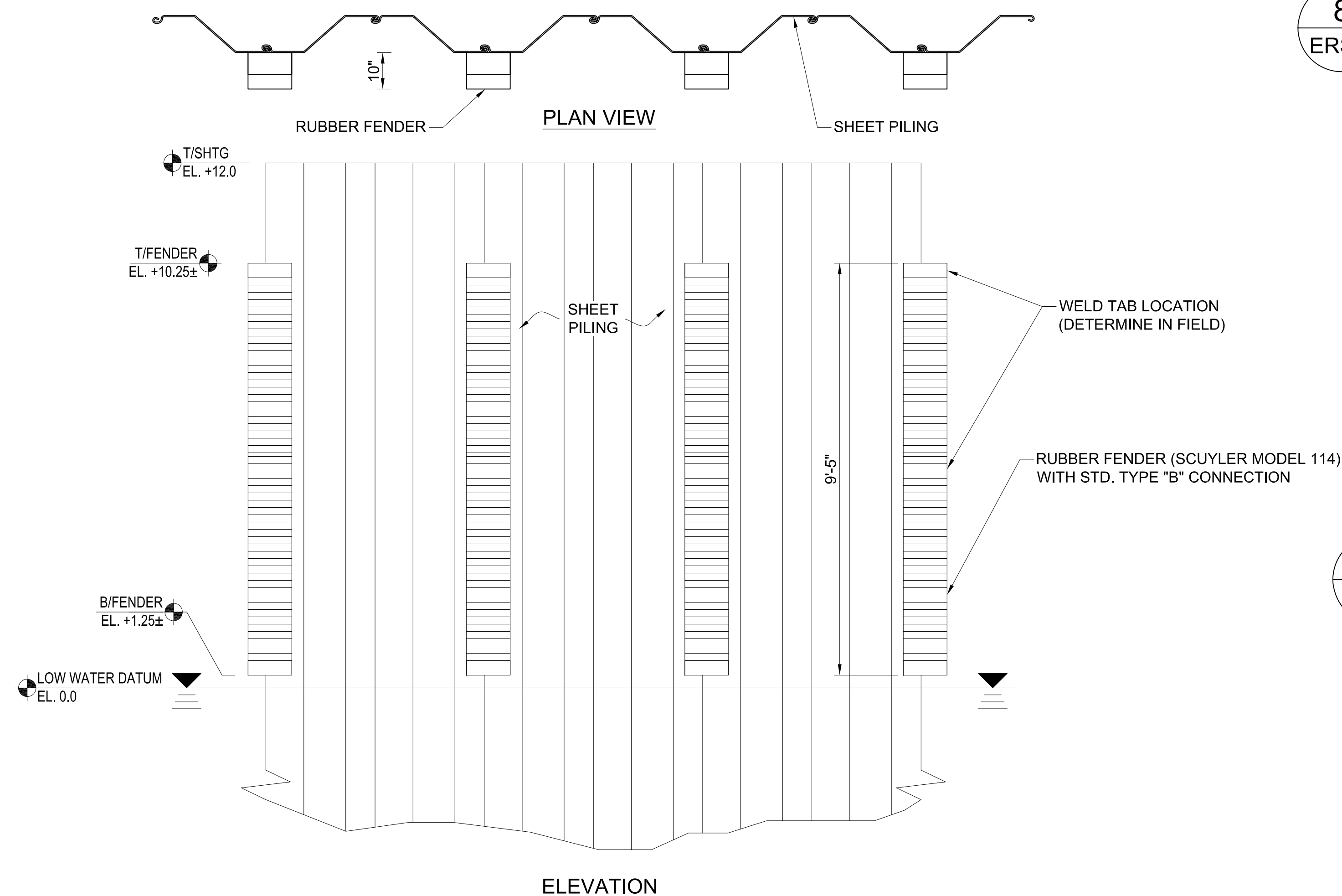


NOTE:  
ALL PILES 10 3/4"Ø TO 12"Ø x 0.375" MIN.  
BACKFILLED WITH CITY CLASS "C"  
CONCRETE (f<sub>c</sub> = 3000psi)

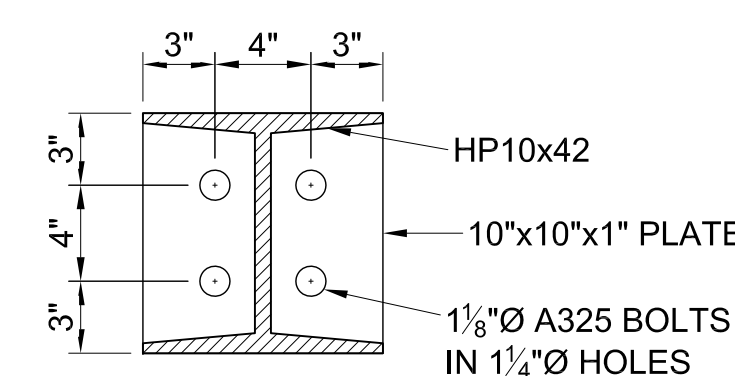
**6** MOORING DOLPHIN DETAILS  
ERS-4 SCALE: N.T.S.



**8** CORNER STRUT END PLATE DETAIL  
ERS-3 SCALE: 1 1/2" = 1'-0"



**7** SHEET PILE FENDER DETAIL  
ERS-4 SCALE: 1/2" = 1'-0"



**9** STRUT END PLATE DETAIL  
ERS-3 SCALE: 1 1/2" = 1'-0"

**CONSTRUCTION SEQUENCE AND NOTES**

- LOCATE CORNERS OF OFFLOADING PLATFORM.
  - POSITIVELY LOCATE ANY UTILITIES AND ANY POSSIBLE CONFLICTS BEFORE BEGINNING WORK.
  - CHECK THE NEW SHEETING LINE FOR POSSIBLE OBSTRUCTIONS USING A VIBRATORY PROBE.
  - REMOVE OBSTRUCTIONS AS NECESSARY USING WIRE ROPE OR CHAIN, PILE EXTRACTOR SLEEVE OR CLAMSHELL. THE SELECTED METHOD SHALL BE THE MOST PRACTICAL FOR REMOVAL OF THE ANTICIPATED OBSTRUCTION, AND THE LEAST DISRUPTIVE TO THE DREDGE LINE.
- OBSTRUCTIONS SHALL BE DISPOSED AT A REGULATED FACILITY.
- FABRICATE THE STRUCTURAL BRACING FRAME AS SHOWN ON THE DRAWINGS.
  - DRIVE TEMPORARY FALSEWORK PILES AND SET BRACING FRAME TO FACILITATE SHEET PILE DRIVING.
  - DRIVE NEW STEEL SHEETING ALONG THE PERIMETER OF THE BRACE FRAME ALIGNMENT TO THE BOTTOM ELEVATION SHOWN ON THE DRAWINGS. SEE CROSS-SECTION 1 ON THE DRAWINGS.
  - SECURE THE BRACE FRAME TO THE SHEETING AT ELEV. 7.0.
  - SECURE CLOSURE BETWEEN THE EXISTING FILTER CELL SHEETING AND OFFLOADING PLATFORM SHEETING. CLOSURE DETAIL TO BE DETERMINED IN THE FIELD AFTER OFFLOADING PLATFORM SHEETING IS INSTALLED AND SECURED.
  - DRIVE THE PIPE PILE BOLLARDS TO THE BOTTOM ELEV. SHOWN IN SECTION 5 AT THE LOCATIONS SHOWN.
  - SECURE PIPE PILE BOLLARDS TO FACILITATE BACKFILLING.
  - LOOSE DUMP CELL BACKFILL MATERIAL TO APPROXIMATELY 1 TO 2 FT ABOVE THE LAKE LEVEL AND COMPACT WITH VIBRATORY PLATE OR DRUM COMPACTORS UNTIL NO SETTLEMENT OF THE BACKFILL IS OBSERVED. PLACE THE REMAINING CELL BACKFILL IN 12 TO 18 INCH HORIZONTAL LIFTS AND COMPACT EACH LIFT UNTIL NO SETTLEMENT IS OBSERVED. CONTINUE CELL BACKFILL PLACEMENT TO ELEV. 10.
  - PLACE TYPE C STONE FILL BETWEEN THE EXISTING AND NEW SHEETING AS THE NEW CELL IS BACKFILLED. THE INCREMENTAL FILL LEVELS BETWEEN THE NEW AND EXISTING CELLS AND IN THE NEW CELL SHOULD APPROXIMATELY EQUAL.
  - PLACE AND NON-WOVEN GEOTEXTILE FABRIC IN ACCORDANCE WITH MANUFACTURER GUIDELINES.
  - PLACE AND COMPACT CRUSHED STONE WEARING SURFACE MATERIAL IN 12 INCH THICK LIFTS. WET AND COMPACT UNTIL NO SURFACE DEFLECTION IS OBSERVED. STOP FILL PLACEMENT AT ELEV. 12.0.
  - CONSTRUCT THE MOORING DOLPHINS AT THE LOCATIONS AND PER THE DETAILS SHOWN ON THE DRAWINGS.
  - INSTALL RUBBER FENDERS ON THE SHEETING PER THE DETAILS.

**CONSTRUCTION MATERIALS**

STRUCTURAL STEEL: GRADE 50 UNLESS NOTED OTHERWISE.

**STONE:**

- TYPE A STONE: 2,000 TO 5,200 LBS
- TYPE B STONE: 200 TO 520 LBS
- TYPE C STONE: CHIPS TO 50 LBS
- SHEET PILE CELL BACKFILL: MAXIMUM 6 IN.; 5% P200, MAX.
- CRUSHED STONE WEARING SURFACE: WDOT GRADATION NO. 3 CRUSHED STONE

**NON-WOVEN GEOTEXTILE FABRIC:**

- GRAB STRENGTH: 315 LBS
- PERCENT ELONGATION: 15
- PUNCTURE STRENGTH: 100 LBS
- BURST STRENGTH: 500 PSI
- TRAPEZOID TEAR: 75 LBS
- WEIGHT: 12 OZ/SQ. YD.

**AS-BUILT**

DATE	
BY	
DESCRIPTION	
REV.	
OFFLOADING PLATFORM KINNICKINNIC RIVER PROJECT MILWAUKEE, WISCONSIN U.S. ENVIRONMENTAL PROTECTION AGENCY <b>AS-BUILT</b>	
Edward E. Gillen Company Contractors - Engineers Since 1894 218 West Becher Street Milwaukee, WI 53207 Phone: 414-789-3100 Fax: 414-789-3155	
<b>DRAWING SIZE D</b> Drawn By: BSS Approved By: EWB Project No. CAD Drawing No. KKR-CDF-AB-01.DWG Sheet No. ERS-4 Date 05/26/2009	

Appendix D

**Ryba's Weekly Dredging Progress Reports**

---





# Kinnickinnic River Sediment Remediation Project

## Kinnickinnic River Sediment Remediation

Progress Report  
May 2, 2009 to May 8, 2009

# Progress Summary

- 5/2/09 (Saturday) – No work.
- 5/3/09 (Sunday) – Ryba set up the field office and surveyed in the location for the sluice way at the offloading platform.
- 5/4/09 (Monday) – Ryba's subcontractor, New Berlin Grading, graded the north berm of the CDF to design elevation. Ryba continued with the set up of the field office.
- 5/5/09 (Tuesday) – New Berlin finished grading the north berm of the CDF, brought in stone, and built a road along the north berm of the CDF to the offloading platform. Ryba completed the set up of the field office.



## Progress Summary (con't)

- 5/6/09 (Wednesday) – New Berlin completed the construction of the road to the offloading platform and began the construction (stone placement) of the sluice way sub-base.
- 5/7/09 (Thursday) – New Berlin completed the construction of the sluice way sub-base. Ryba had a gate installed in the NW corner of the CDF, and received and staged additional field buildings and materials.
- 5/8/09 (Friday) – Ryba began installing concrete forms for the construction of the concrete sluice way at the offloading platform on the CDF north berm.

## Progress Summary (con't)

- CH2M HILL continues to pump water from the confined disposal facility. It is estimated that 1.5 million gallons of water are pumped from the disposal facility each week.

# Identified Issues/Proposed Resolutions

- None.



# Planned Activities Next Week

- Complete the construction of the sluice way.
- Begin mobilization of dredge equipment to Milwaukee.

# Photographs



Road constructed to the offloading platform (looking to the west).



# Photographs



Offloading platform with sluice way sub-base compacted and at final grade (looking to the northeast).



# Photographs



Forming for the construction of the concrete sluiceway (looking south from the offloading platform).







# Kinnickinnic River Sediment Remediation Project

## Kinnickinnic River Sediment Remediation

Progress Report  
May 9, 2009 to May 15, 2009

South Lincoln Memorial Dr

# Progress Summary

- 5/9/09 (Saturday) – Ryba placed concrete and continued installing formwork for the construction of the concrete sluice way at the offloading platform on the CDF north berm.
- 5/10/09 (Sunday) – Ryba continued installing formwork for the construction of the concrete sluice way at the offloading platform on the CDF north berm.
- 5/11/09 (Monday) – Ryba placed concrete and continued installing formwork for the construction of the concrete sluice way at the offloading platform on the CDF north berm.



## Progress Summary (continued)

- 5/12/09 (Tuesday) – Ryba placed concrete and continued installing formwork for the construction of the concrete sluice way at the offloading platform on the CDF north berm.
- 5/13/09 (Wednesday) – Ryba placed concrete and continued installing formwork for the construction of the concrete sluice way at the offloading platform on the CDF north berm. Ryba assumed controlled of dewatering the CDF.
- 5/14/09 (Thursday) – Ryba placed concrete and continued installing formwork for the construction of the concrete sluice way at the offloading platform on the CDF north berm.



## Progress Summary (continued)

- 5/15/09 (Friday) – Ryba placed concrete and continued installing formwork for the construction of the concrete sluice way at the offloading platform on the CDF north berm.
- CH2M HILL continued to pump water from the confined disposal facility through Tuesday, May 12, 2009. On Wednesday, May 13, 2009 Ryba assumed control of dewatering the CDF. It is estimated that 1.5 million gallons of water are pumped from the disposal facility each week.

# Identified Issues/Proposed Resolutions

- None.

# Planned Activities Next Week

- Complete the construction of the sluice way.
- Mobilize dredge equipment to Milwaukee.
- Conduct an H&S audit of current field operations.



# Photographs



- Framing the slope of the sluiceway, as it leads south into the CDF, for concrete to be poured



# Photographs



- Concrete being poured into the framed floor of the sluiceway.

# Photographs



- Surface finishing a concrete pour into a framed area of the sluice way floor.







# Kinnickinnic River Sediment Remediation Project

## Kinnickinnic River Sediment Remediation

Progress Report  
May 16, 2009 to May 22, 2009

# Progress Summary

- 5/16/09 (Saturday) – Ryba placed concrete and continued installing concrete forms for the construction of the concrete sluice way at the offloading platform on the CDF north berm.
- 5/17/09 (Sunday) – Ryba continued installing concrete forms for the construction of the concrete sluice way at the offloading platform on the CDF north berm.
- 5/18/09 (Monday) – Ryba placed concrete and continued installing concrete forms for the construction of the concrete sluice way at the off loading platform on the CDF north berm. Ryba began building the CDF decontamination facility. Veolia performed onshore surveying work for utilities.



## Progress Summary (continued)

- 5/19/09 (Tuesday) – Ryba placed concrete and continued installing concrete forms for the construction of the concrete sluice way at the offloading platform on the CDF north berm. Ryba continued with the construction of the DCF decontamination facility. Veolia mobilized to the site to initiate the RTK survey of the KK River. Affiliated Research was onsite to provide 3<sup>rd</sup> party oversight of the KK River survey.
- 5/20/09 (Wednesday) – Ryba placed concrete and continued installing concrete forms for the construction of the concrete sluice way at the offloading platform on the CDF north berm. Veolia initiated the survey of the KK River, but had to stop work due to instrument error.

## Progress Summary (continued)

- 5/21/09 (Thursday) – Ryba placed concrete and continued installing concrete forms for the construction of the concrete sluice way at the offloading platform on the CDF north berm. Veolia received replacement equipment and restarted the survey of the KK River. Veolia divers began the underwater locate of utilities in the river work zone. CH2M HILL conducted a successful Health and Safety audit of the current field activities.
- 5/22/09 (Friday) – Ryba completed the construction of the concrete sluice way at the offloading platform on the CDF north berm. Ryba again attempted to conduct the KK River survey, however the survey, conducted on 5/21 and 5/22, could not be confirmed due to inconsistencies discovered during a QC check at the end of the survey. A new RTK unit will be brought in to verify or troubleshoot the surveying process. Affiliated Research remained on site to provide survey oversight. The Veolia divers successfully completed the utility locate in the KK River.



## Progress Summary (continued)

- Ryba continued to pump water from the confined disposal facility. It is estimated that 1.5 million gallons of water are pumped from the disposal facility each week.

# Identified Issues/Proposed Resolutions

- The RTK survey results can not be verified. A new RTK unit will be brought to the site to verify this week results, or demonstrate that there is an error with the RTK process in this area (potential interferences). If there is an error or interference, from a currently unknown source, the team will work together to suggest, select and implement an equal alternative.

# Planned Activities Next Week

- Mobilize dredge equipment to Milwaukee
- Offload and set up dredge equipment
- Troubleshoot, correct as necessary and complete the survey of the KK River bottom.



# Photographs



- Construction of the decontamination pad at the CDF



# Photographs



- Veolia dive boat with crew setting up to locate and demarcate utilities crossing the KK River.



# Photographs



- Veolia conducting survey of the KK River bottom.





**Kinnickinnic River Sediment  
Remediation Project**

**Kinnickinnic River Sediment Remediation**

**Progress Report  
May 23, 2009 to May 29, 2009**

South Lincoln Memorial Dr

# Progress Summary

- 5/23/09 (Saturday) – The barge, scow and 2 tugboats arrived; docked at the CDF. Prepared the CDF for the placement and securing of the drip pan.
- 5/24/09 (Sunday) – No field activities were performed on this day.
- 5/25/09 (Monday, Memorial Day) – No field activities were performed on this day.
- 5/26/09 (Tuesday) – A roof was constructed for the decontamination trailer. A handrail was installed on east side of the offloading platform. The access road to the sluice way was re-graded and the construction of the wash table was completed. Veolia worked on establishing controls for the bathymetric survey.



# Progress Summary

- 5/27/09 (Wednesday) - Drip pan was attached to the offloading platform. Ryba attached 500 linear feet of silt curtain to the seawall west of the offloading platform; installed plumbing and related components for the decontamination trailer. Roll off dumpsters were mobilized to the CDF to contain / manage the oversized debris. Veolia used a new receiver to begin a new RTK bathymetric survey of the river.
- 5/28/09 (Thursday) - Ryba started the installation of the grizzly and installed the turbidity meter for CH2M HILL. Legal Video Services shot video of the shoreline/seawall, and of the KK Ave bridge. Veolia continued the bathymetric survey, including the shallow water and pile work.

# Progress Summary

- 5/29/09 (Friday) - Ryba continued working on the grizzly at the CDF, installed Clamvision on the dredge and the personnel retrieval devices on each of the boats. Legal Video Services finished video documentation of the site. Features documented today include the under side of the Becher St bridge, the under side of the 1st Street bridge, and the top of the KK Ave, Becher Street, and 1st street bridges. Veolia continued the bathymetric survey, including the transects underneath the bridges. Veolia began post processing the survey data.



# Identified Issues/Proposed Resolutions

- The RTK survey technology could not be used due to interferences from surrounding metal, buildings, etc. After some troubleshooting, alternative methods were utilized to complete the pre-dredge survey.

# Planned Activities Next Week

- Initiation of the dredging of the KK River
- Complete construction at the CDF
- Place sediment in the CDF.
- Continue CDF Survey
- Continue work on grizzly slide
- Prepare for and install the air and silt curtains
- Unload material handling barges



# Photographs



Offloading Excavator and grizzly screen being assembled at the CDF

# Photographs



Installation of the turbidity curtain east of the Kinnickinnic Avenue Bridge.



**KK River Sediment Remediation  
Weekly Progress Report  
May 30<sup>th</sup> through June 5<sup>th</sup>, 2009**

Contractor: Ryba Marine			
Contract Time (to substantial completion):	279 Days	Contract Time Remaining:	213 Days
Dredging Start Date:	6/1/09	Est. Dredging End Date:	10/28/09
Total Dredging Days:	149	Est. Total Dredge Volume	167,500 CY
Dredging Days to Date:	5	Est. Volume Dredged:	1,800 CY
Required Production Rate:	1,100 CY/Day	Avg. Production Rate:	360 CY/Day

### **Progress Summary**

---

May 30<sup>th</sup> (Saturday) - Two additional scows were mobilized to the site. Water tanks were mounted to the top of the decon trailer. Legs on the grizzly were reduced by four feet. Portions of the barges were painted for safety reasons. Survey of the CDF is complete along with photo documentation of existing conditions of the CDF. CH2M HILL gave Ryba a notice to proceed for dredging operations.

May 31<sup>st</sup> (Sunday) - Light lamps were installed for overnight work. Air curtain has been assembled and secured to the mooring dolphins on the east side of the KK Avenue Bridge. Material has been dredged for placement of the air curtain. Water tanks on decon trailer were plumbed. The environmental buckets on the material handling barge were transferred over to the dredging barge. The sediment catch basin was secured beneath the grizzly. The extension pan/lip and debris slide on the west side of grizzly was installed. The water tanks on top of the doghouse were plumbed.

June 1<sup>st</sup> (Monday) - Installed approximately 1000' of silt curtain at the eastern side of KK Avenue Bridge; silt curtain was tied to the sea wall. Maintenance was performed on the crane, barge, and equipment located at the CDF. Offloading platform was cleared in preparation for accepting sediment. Dredging commenced at 2106 hours. Loads held a significant amount of debris trapped at the bottom of the bucket.

June 2<sup>nd</sup> (Tuesday) - Dredging continued, approximately 1.75 scow compartments were filled with sediment which contained random debris, such as bikes and various metal pieces. On-going problems with the turbidity curtain caused dredging operations to halt frequently as sections of the curtain were moved continuously. Compressor has been hooked up at the KK Avenue Bridge to the air curtain (both electrical and discharge piping). Modifications were made to contain sediment and debris from splashing over the containment wall.

June 3<sup>rd</sup> (Wednesday) - Dredging was not performed due to damage to 21 diffusers on the air curtain from moving the silt curtain around. The missing pieces were ordered. An attempt was made to move back to the KK Avenue Bridge, but was delayed due to no communication from the railroad to have the RR bridge swing open and allow the dredge to pass. Dredge was available for media event @ 0900 hours. At 1300 hours the barge was moved to remove the shoreline stabilization structure at RMU 4. Dredging commenced at 1330 hours at the south shore between the railroad bridge and Southwind Marine, inside of existing silt curtain. Approximately two scows were filled, one was staged at St. Mary's Cement. Turbidity meter was malfunctioning; a replacement was ordered for Friday delivery. Repairs were made to the air curtain but the flexible air hose was of inadequate strength to handle the pressure; this hose was replaced.



June 4<sup>th</sup> (Thursday) - The second scow was filled with dredge material from the south shore area between the RR bridge and Southwind Marine and moved alongside the filled scow located at St. Mary's Cement. The tow crew transported both scows to the CDF for unloading. A third scow that was located at Kadinger's property was moved to the dredge area and was filled. The dozer blade will be widened by 4 feet due to difficulty of maintaining the pace of spreading sediment in the CDF. Other options are being reviewed to aide in spreading the sediment. Two scows were offloaded. A mechanical failure on the crane caused cancellation of dredging. Midnight shift was cancelled. Tow crew pushed full scow to the CDF. First compliance water sample was collected at the MMSD discharge manhole and submitted for PCB analysis.

June 5<sup>th</sup> (Friday) - No dredging operations were performed on this day due to failure of the torque converter in the crane. Torque converter was taken out of crane and shipped to Detroit for repair. Tow crew offloaded one scow at CDF. CH2M HILL verified that old timber piles coated with creosote could be disposed as nonhazardous waste. Replacement air diffusers were delivered.

#### **Identified Issues / Proposed Resolutions**

---

- Crane suffered mechanical failure due to a failed torque converter. Torque converter will be rebuilt and reinstalled as soon as possible.
- Dozer was not of adequate size in keeping pace with spreading sediment in the CDF; blade will be widened by 4 feet.

#### **Planned Activities Next Week**

---

- Commence dredging operations
- Review of options of spreading sediment throughout the CDF

Saturday, May 30<sup>th</sup> – East View of river, dredge barge



Monday, June 1<sup>st</sup> – South View of Turbidity Curtain





Monday, June 1 - First Bucket of Sediment Being Dredged



Tuesday, June 2<sup>nd</sup> - Offloading Sediment at the CDF



**KK River Sediment Remediation  
Weekly Progress Report  
June 6<sup>th</sup> through June 14<sup>th</sup>, 2009**

Contractor: Ryba Marine			
Contract Time (to substantial completion):	279 Days	Contract Time Remaining:	204 Days
Dredging Start Date:	6/1/09	Est. Dredging End Date:	10/28/09
Total Dredging Days:	149	Est. Total Dredge Volume	167,500 CY
Dredging Days to Date:	14	Est. Volume Dredged:	10,000 CY
Required Production Rate:	1,100 CY/Day	Avg. Production Rate:	710 CY/Day

Note that this progress report covers 9 days. This has been done to shift the end of the weekly reporting period to Sundays; this will enable more timely weekly reports.

### **Progress Summary**

---

June 6<sup>th</sup> (Saturday) - The air curtain supply line was hard piped between the compressor and the curtain to better handle the system's high pressure. The air curtain was tested and is working properly. The crane is non-functioning due to a failure of its torque converter. A new torque converter for the crane is scheduled to arrive tonight and will be installed on Sunday.

June 7<sup>th</sup> (Sunday) - The installation of the new/rebuilt torque converter was completed, but found that the clutch is also in need of re-building or replacement. The midnight crew will be brought in to remove the clutch and to determine rebuilding or replacement options.

June 8<sup>th</sup> (Monday) - The crane clutch has been removed, new parts were obtained and the clutch was re-built. Turbidity readings upstream and downstream of the dredge have been elevated due to recent rainfall. Bridge opening is scheduled for 0200; at that time, the dredge will be moved in to the work area. The MMSD sample was not collected today, as originally scheduled, because dewatering at the CDF was stopped due to excessive rainfall.

June 9<sup>th</sup> (Tuesday) - The repaired crane was moved down to the Southwind Marine during the 0200 railroad bridge opening. Dredging of the slip in front of Southwind Marine was initiated at 0330 and continued until 0900. Dredging activities stood down from 0900 to 1300 to allow other boat traffic and resumed at 1330 to continue through the remainder of the day. One 800 cubic yard scow was offloaded at the CDF today. Dewatering of the KK cell at the CDF resumed (24 hours after rainfall in excess of 0.5 inches). The air curtain continues to be in operation. Collection continues of the turbidity monitoring data on the upstream and downstream sides of the air curtain to evaluate effectiveness. Turbidity, pH, and PCB sampling (MMSD sampling) was conducted at the CDF.

June 10<sup>th</sup> (Wednesday) - Dredging activities continued at Southwind Marine until 0430, the barge's motor for raising, and lowering the anchoring spuds was not operational; specifically, the bearing in the water pump failed. The water pump was removed and a replacement water pump was installed at 2000; dredging resumed at 2100. The 800 cubic yard and 1,000 cubic yard scows were offloaded at the CDF today. Dewatering of the KK cell at the CDF continues. The air curtain continues to be in operation. Collection of turbidity monitoring data on the upstream and downstream sides of the air curtain continues to evaluate effectiveness.

June 11<sup>th</sup> (Thursday) - Dredging activities were completed at Southwind Marine and commenced west of the railroad bridge. At approximately 1700, St. Mary's Cement received a delivery of cement. The ship was blocking the river until 0500 on 6/12/09. Dredging activities were suspended at approximately 2100 after the 600 cubic yard scow was filled. Dredging will resume once the freighter ship departs and scows can be moved. Survey of the slip in front of Southwind Marine was conducted with an average elevation found to be 569 ft. The 800 and 1,000 cubic yard scows were offloaded at the CDF today. Dewatering of the KK cell at the CDF was suspended and pumps were shut off until water level is high enough for the pumps to operate again. The air curtain continues to be in operation. Collection continues of turbidity monitoring data on the upstream and downstream sides of the air curtain to evaluate effectiveness.

June 12<sup>th</sup> (Friday) - Dredging activities commenced at 0500 with the departure of the ship offloading at St. Mary's Cement. Dredging continued west of the railroad bridge removing shallow sediment as they move upstream. A significant amount of debris was encountered along the south shore, just west of Southwind Marine. The debris twice jammed the environmental bucket in the closed position, resulting in 3 hours of downtime. The clam shell bucket was installed and used until the shallow sediment in this area of significant debris was removed. The 800 cubic yard scow and the 600 cubic yard scow were offloaded at the CDF. The sump at the CDF was cleared of accumulated sediment by agitating the water and pumping it back to the CDF. Dewatering of the KK cell at the CDF resumed upon removing the sediment from the sump. The air curtain continues to be in operation. Collection continues of turbidity monitoring data on the upstream and downstream sides of the air curtain to evaluate effectiveness.

June 13<sup>th</sup> (Saturday) - Dredging activities continued west of the 1st Street Bridge removing shallow sediment as they move upstream. The 800 and 1000 cubic yard scows were each offloaded once, and the 600 cubic yard scow was offloaded twice. The pumps at the CDF were operated from 0630 to 1130. Operation was stopped due to minimal water in the CDF. The air curtain continues to be in operation. Collection continues of turbidity monitoring data on the upstream and downstream sides of the air curtain to evaluate effectiveness.

June 14<sup>th</sup> (Sunday) - Dredging activities continued west of the 1st Street Bridge removing shallow sediment as they move upstream. The 800 and 600 yard scows were each offloaded twice, and the 1000 cubic yard scow was offloaded once. The pumps at the CDF were not used due to minimal water in the CDF. The air curtain continues to be in operation. Collection continues of turbidity monitoring data on the upstream and downstream sides of the air curtain to evaluate effectiveness.

### **Identified Issues / Proposed Resolutions**

---

- Torque converter failed; installed new/rebuilt converter
- Water pump failed on barge motor; installed new water pump
- Review proposed options of sediment spreading in CDF

### **Planned Activities Next Week**

---

- Continue dredge activities
- Continue collection of turbidity reading on the upstream and downstream sides of air curtain



Thursday, June 18<sup>th</sup> - 600 Yard Scow



Wednesday, June 17<sup>th</sup> - Sediment Flow from Pad to CDF



Wednesday, June 17<sup>th</sup> - Oil Boom/Silt Curtain near abandoned tugboat



**KK River Sediment Remediation  
Weekly Progress Report  
June 15<sup>th</sup> through June 21<sup>st</sup>, 2009**

	Contractor: Ryba Marine		
Contract Time (to substantial completion):	279 Days	Contract Time Remaining:	197 Days
Dredging Start Date:	6/1/09	Est. Dredging End Date:	10/28/09
Total Dredging Days:	149	Est. Total Dredge Volume	167,500 CY
Dredging Days to Date:	21	Est. Volume Dredged:	15,000 CY
Required Production Rate:	1,100 CY/Day	Avg. Production Rate:	710 CY/Day

**Progress Summary**

---

June 15<sup>th</sup> (Monday) - Dredging activities continued west of the S. 1<sup>st</sup> Street Bridge. The 600 and 1000 CY scows were each offloaded twice, and the 800 CY scow was offloaded once; estimated total dredge offload volume was 1,400 CY. Dredging continued west of the S. 1<sup>st</sup> Street Bridge. The discharge pumps at the CDF were operated for approximately one hour to allow collection of the MMSD compliance sample. The sample was sent to the CLP laboratory for PCB analysis.

June 16<sup>th</sup> (Tuesday) - Dredging activities continued west of the S. 1<sup>st</sup> Street Bridge, removing shallow sediment as Ryba moved upstream. The 800 and 600 CY scows were each offloaded once with an estimated dredge offload volume of 600 CY. St. Mary's Cement had a freighter ship offloading from approximately 1:00 a.m. to 10:00 a.m.; which did not allow the transport of any scows to the CDF during this time. The pumps at the CDF were turned on at 10:00 a.m.. The air curtain continued to be in operation.

June 17<sup>th</sup> (Wednesday) - Dredging activities continued west of the S. 1<sup>st</sup> Street Bridge, removing shallow sediment as Ryba moved upstream toward the abandoned tugboat. The 600 CY scow was offloaded twice, and both the 800 and 1000 CY scows were offloaded once, with an estimated dredge offload volume of 1,400 CY. The pumps at the CDF were in operation for approximately one half of the day. The air curtain continued to be in operation.

June 18<sup>th</sup> (Thursday) - Dredging activities continued west of the S. 1<sup>st</sup> Street Bridge, removing shallow sediment as Ryba moved upstream toward the abandoned tugboat. The 800 CY scow was offloaded twice, and both the 600 and 1000 CY scows were offloaded once with an estimated dredge offload volume of 1,500 CY. One cable on the dredge crane boom was replaced, and maintenance was performed on the grizzly screen at the CDF. Both were functioning properly after their respective maintenance. The pumps at the CDF remained in operation the entire day. The air curtain continued to be in operation.

June 19<sup>th</sup> (Friday) - Dredging activities continued west of the S. 1<sup>st</sup> Street Bridge, removing shallow sediment as Ryba moved upstream. The 800 and 1000 CY scows were offloaded with an estimated sediment offload volume of 800 CY. Due to severe weather, dredging and offloading operations were suspended until the weather permitted and it was again safe to proceed. The sumps at the CDF were turned off at 6:00 a.m. due to a heavy rain event. The air curtain continued to be in operation.

June 20<sup>th</sup> (Saturday) - Dredging activities continued west of the S. 1<sup>st</sup> Street Bridge, removing shallow sediment as Ryba moved upstream, just south of the *Edward E. Gillen* (abandoned tugboat). The 600 CY scow was offloaded twice, and the 800 CY scow was offloaded once with an estimated sediment offload volume of 900 CY. Maintenance on the crane was performed resulting in a 4 hour shutdown of dredging operations. The pumps at the CDF were turned back on 24 hours after the heavy rainfall received on 6/19/09. The air curtain continued to be in operation.

June 21<sup>st</sup> (Sunday) - Dredging activities continued west of the S. 1<sup>st</sup> Street Bridge, removing shallow sediment from around the *Edward E. Gillen*. The 800 CY scow was offloaded three times and the 600 CY and 1000 CY scows were each offloaded once; estimated total sediment offload volume was 1,800 CY. The pumps at the CDF were in operation the entire day. The air curtain continued to be in operation.

### **Identified Issues / Proposed Resolutions**

---

Issue: Discharge Pumps at the CDF were non-operational for periods of time due to heavy rain events. Resolution: None at this time, the CDF currently has sufficient volume to manage this additional water.

### **Planned Activities Next Week**

---

- Continue dredge activities
- Anticipate to dismantle and remove the *Edward E. Gillen*.
- Continue collection of turbidity reading on the upstream and downstream sides of air curtain to document it's effectiveness



Wednesday June 17<sup>th</sup> - CDF wash down area - loader with grizzly screen.



Wednesday June 17<sup>th</sup> - *Edward E. Gillen* with silt curtain.



Sunday June 21<sup>st</sup> - Dredge operations with environmental bucket.



**KK River Sediment Remediation  
Weekly Progress Report  
June 22<sup>nd</sup> through 28<sup>th</sup>, 2009**

	Contractor: Ryba Marine		
Contract Time (to substantial completion):	279 Days	Contract Time Remaining:	190 Days
Dredging Start Date:	6/1/09	Est. Dredging End Date:	10/28/09
Total Dredging Days:	149	Est. Total Dredge Volume	167,500 CY
Dredging Days to Date:	28	Est. Volume Dredged:	20,900 CY
Required Production Rate:	1,100 CY/Day	Avg. Production Rate:	750 CY/Day

**Progress Summary**

---

June 22<sup>nd</sup> (Monday) - Dredging activities continued and removal began of the *Edward E. Gillen* (abandoned tugboat) using the small clamshell bucket. The 1,000 and 600 CY scows were offloaded at the CDF with a total estimated sediment offload volume of 1,120 CY. A drum was reported floating in the river near the dredging area and the WDNR was notified. The pumps at the CDF remained in operation. The air curtain continued to be in operation. Ryba completed collection of data for the interim survey.

June 23<sup>rd</sup> (Tuesday) - Dredging activities continued with the removal the *Edward E. Gillen*. The propeller and hull of the *Edward E. Gillen* were removed and towed to the CDF on the 1,000 CY scow. The 600 CY scow was filled and towed to the CDF for offloading. The total estimated sediment offload volume was 760 CY. Dredging was suspended at 1900 due to overheating of the crane. The pumps at the CDF remained in operation. The air curtain continued to be in operation.

June 24<sup>th</sup> (Wednesday) - Dredging was shut down most of the day while repairs were made to the crane's heat exchanger. Dredging resumed at approximately 1800. The 800 CY scow with filled with remnants from the *Edward E. Gillen* and sediment from the this area. The 600 CY scow was offloaded at the CDF for a total estimated sediment offload volume of 420 CY. Concrete forms were assembled at the CDF as anchor blocks for the Sauerman dragline bucket. The pumps at the CDF remain in operation. The air curtain continued to be in operation.

June 25<sup>th</sup> (Thursday) - Dredging continued along the west seawall near the *Edward E. Gillen* location. At approximately 2100, the dredging was suspended due to sediment backing up at the CDF. The long stick excavator was used to spread material into the CDF to allow for more material to be offloaded. The pumps at the CDF were shut down temporarily for four hours to make system improvements. The pumps were turned back on at 1500 and remained in operation. The 600, 800, and 1000 CY scows were offloaded for a total estimated sediment offload volume of 1,200 cys. The MMSD discharge compliance sample was collected and sent to the CLP laboratory for PCB analysis. The air curtain continued to be in operation.

June 26th (Friday) - Dredging continued but was suspended in the morning due to sediment transfer difficulties at the CDF. The 1000 CY scow was filled and the 800 and 1000 CY scows were offloaded at the CDF. The total estimated sediment offload volume was 900 CY. The dewatering pumps at the CDF continued to operate. The air curtain remained in operation.

June 27th (Saturday) - Dredging activities continued. The 600 CY scow was filled twice, and the 800 and 1000 CY scows were filled once each. Total estimated sediment offload volume was 800 CY. The dewatering pumps at the CDF continued to operate. Two anchor block forms were constructed (these will be used for the Sauerman dragline). The air curtain remained in operation.

June 28th (Sunday) - Dredging activities continued. The 600 CY scow was filled twice and the 800 and 1000 CY Scows were filled once each. All three were offloaded at the CDF. Total estimated sediment volume offloaded was 1,200 CY. The dewatering pumps at the CDF continued to operate. The air curtain remained in operation. Turbidity readings at the monitoring stations were 5.70 NTUs upstream and 20.35 NTUs downstream at 1900.

### **Identified Issues / Proposed Resolutions**

---

- Due to sediment backup at the CDF, the Sauerman bucket dragline system is being installed next week. The addition of this equipment will greatly increase the efficiency of the sediment offloading at the CDF.

### **Planned Activities Next Week**

---

- Continue dredge activities for one daily shift until the Sauerman bucket dragline system is installed.
- Start installation of Sauerman bucket dragline system at the CDF.
- Continued sampling and analytical testing of the discharge water from the CDF going to MMSD.



June 23<sup>rd</sup>, Propeller from the *Edward E. Gillen*.

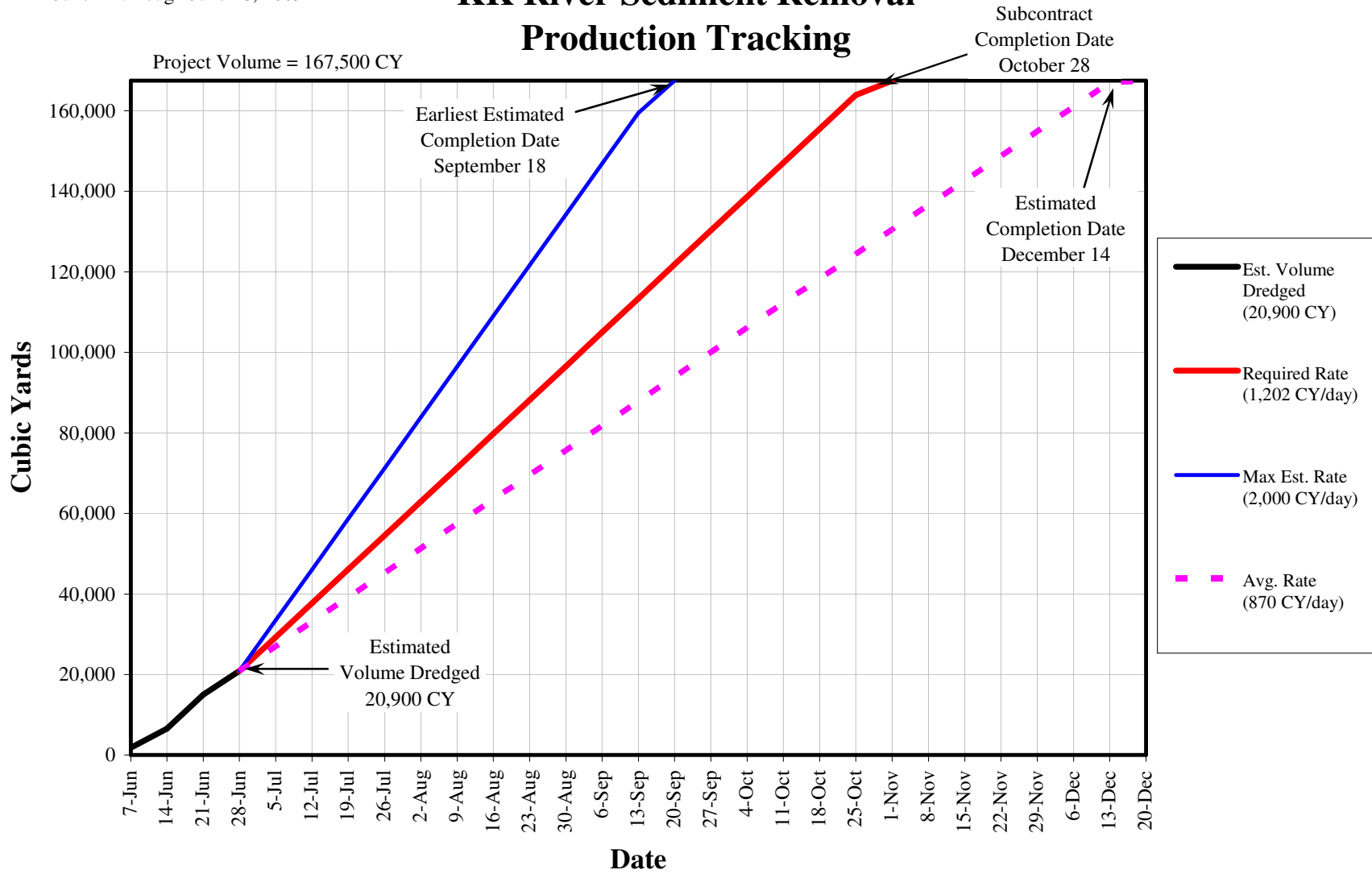


June 25<sup>th</sup>, Concrete Anchor Block for the Sauerman Bucket Dragline System.



June 22 through June 28, 2009

# KK River Sediment Removal Production Tracking



**KK River Sediment Remediation  
Weekly Progress Report  
June 29<sup>th</sup> through July 5<sup>th</sup>**

Contractor: Ryba Marine			
Contract Time (to substantial completion):	279 Days	Contract Time Remaining:	183 Days
Dredging Start Date:	6/1/09	Est. Dredging End Date:	10/28/09
Total Dredging Days:	149	Est. Total Dredge Volume	167,500 CY
Dredging Days to Date:	35	Est. Volume Dredged:	22,400 CY
Required Production Rate:	1,100 CY/Day	Avg. Production Rate:	640 CY/Day

**Progress Summary**

---

June 29<sup>th</sup> (Monday) - Dredging continued between the hours of 0700 and 1900, south of the 90 degree bend. The 600 and 800 CY scows were filled and offloaded at the CDF. Estimated total sediment volume offloaded was 700 CY. The dewatering pumps at the CDF operated throughout the day, except that the pumps were turned off for approximately 9 hours today to make system improvements. A MMSD compliance sample was collected and sent to the CLP laboratory for PCB analysis. The air curtain remained in operation. Turbidity readings, taken at 1900, were 11.8 NTUs upstream and 13.3 NTUs downstream.

June 30<sup>th</sup> (Tuesday) - Dredging continued today, south of the 90 degree bend, in front of Gillen's property. The 600 and 1000 CY scows were filled and offloaded at the CDF. Estimated total sediment volume offloaded today was 800 CY. The dewatering pumps at the CDF operated throughout the day. Construction began on the pads for the Sauerman bucket dragline system. The area for one of the five anchor blocks was excavated. The air curtain remained in operation. Turbidity readings ranged between 6.6 and 14.6 NTUs upstream and 3.5 and 8.7 NTUs downstream.

July 1<sup>st</sup> (Wednesday) - Dredging and offloading activities were suspended on this date. The dewatering pumps at the CDF operated throughout the day. Turbidity at the discharge point was 6.53 NTUs. Excavation and backfill of the four remaining anchor blocks for the Sauerman bucket dragline system were completed, and the I-beam anchor point on the east side of the offloading platform was done as well. Debris washing and movement of sediment into the northern portion of the CDF continued. The air curtain remained in operation. Turbidity readings were between 5.4 and 8.5 NTUs upstream and 2.7 and 6.7 NTUs downstream.

July 2<sup>nd</sup> (Thursday) - No dredging or offloading activities occurred on this date. Anchor points were welded on the east side of the offloading platform. The long stick excavator continued to be used to re-position sediment along the northern portion of the CDF. The dewatering pumps at the CDF operated throughout the day. An access road on the east side of the CDF was completed. The riprap was surveyed on the north side of the Becher Street bridge to refine the final dredging contours in the area. An MMSD compliance sample was collected from the discharge manhole and submitted to

the CLP laboratory for PCB analysis. WE Energies installed an electrical drop for the air curtain.

July 3rd (Friday) - No work was performed on this day.

July 4th (Saturday) - No work was performed on this day.

July 5th (Sunday) - No dredging or offloading activities occurred on this date. Equipment and materials were delivered to the CDF that will be required for sediment and debris management. The dewatering pumps at the CDF operated throughout the day. The air curtain remained in operation. Turbidity readings, taken at 1400, were 9.7 NTUs upstream and 3.3 NTUs downstream.

### **PCB Sample Results**

---

- The two PCB samples collected of water discharged to the MMSD sanitary sewer last week (on June 22 and June 25) were both non-detect for all nine PCB Aroclors.

### **Identified Issues / Proposed Resolutions**

---

- Due to installation activities of the Sauerman bucket dragline system, dredging and offloading were suspended for most of the week. The use of the Sauerman bucket dragline system should eliminate the bottleneck of sediment disposal at the CDF and therefore allow a significant increase the daily average sediment volume removed.

### **Planned Activities Next Week**

---

- Complete installation of Sauerman bucket dragline system at the CDF.
- Continued sampling and analytical testing of the discharge water from the CDF going to MMSD.
- Resume 24 hour operation for sediment removal.



June 29: Pouring cement into forms to create an anchor for the dragline system.

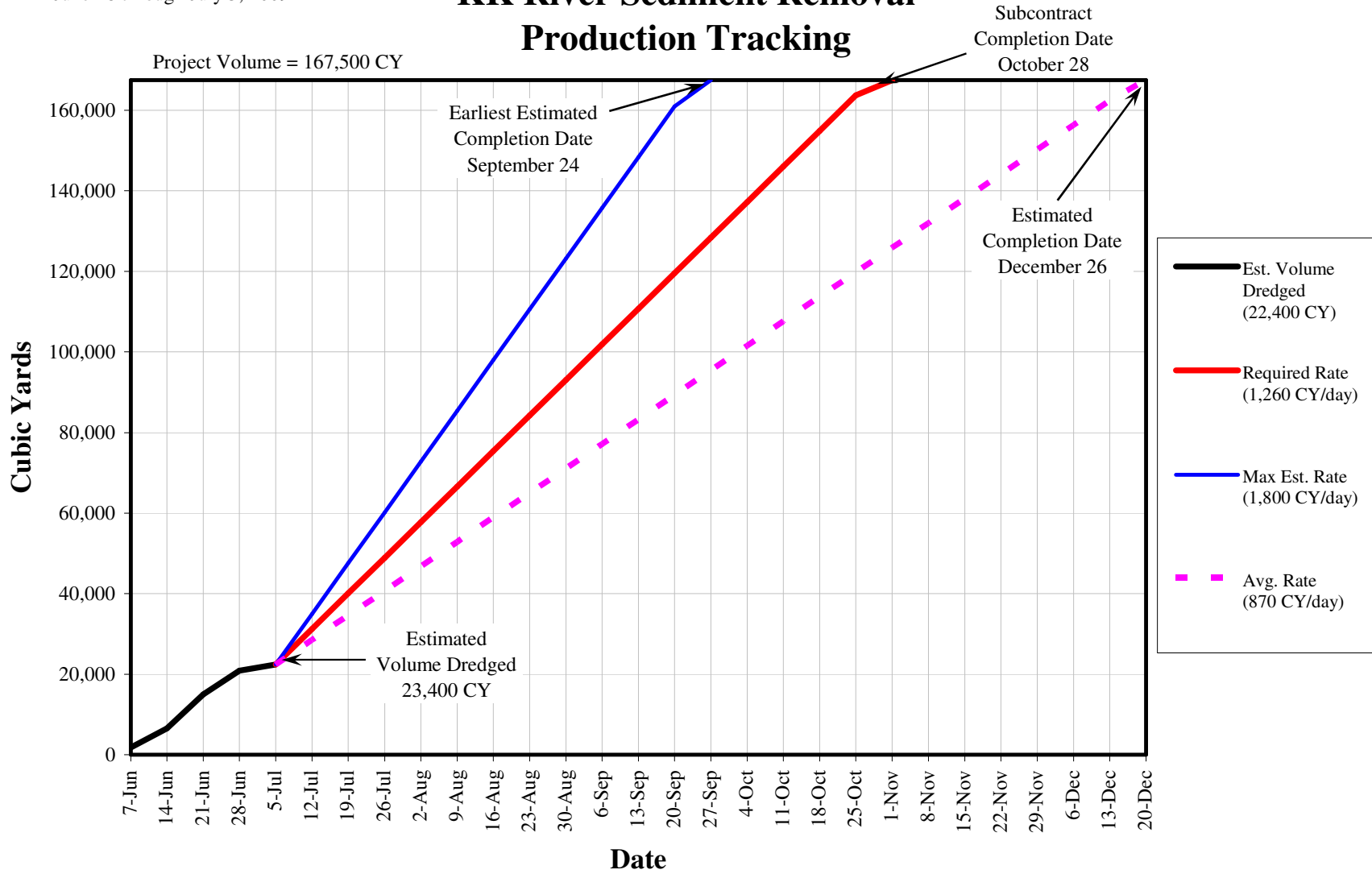


June 30: Cement anchor in place before backfilling



June 28 through July 5, 2009

# KK River Sediment Removal Production Tracking



**KK River Sediment Remediation  
Weekly Progress Report  
July 6<sup>th</sup> through July 12<sup>th</sup>**

Contractor: Ryba Marine			
Contract Time (to substantial completion):	279 Days	Contract Time Remaining:	176 Days
Dredging Start Date:	6/1/09	Est. Dredging End Date:	10/28/09
Total Dredging Days:	149	Est. Total Dredge Volume	167,500 CY
Dredging Days to Date:	42	Est. Volume Dredged:	32,500 CY
Required Production Rate:	1,100 CY/Day	Avg. Production Rate:	770 CY/Day

**Progress Summary**

---

July 6th (Monday) - Assembly of the Sauerman bucket/dragline system for material management at the CDF continued. Phase 1 dredging resumed south towards the Becher St. Bridge. The 600 CY scow was offloaded twice and the 800 CY scow once at the CDF. An MMSD compliance sample was collected and sent to the CLP laboratory for PCB analysis. The dewatering pumps at the CDF were in continuous operation. The air curtain remained in continuous operation. Turbidity readings at the monitoring stations averaged 7.4 NTUs upstream and 4.6 NTUs downstream.

July 7th (Tuesday) - Assembly of the Sauerman bucket/dragline system for material management at the CDF was completed. Phase 1 dredging continued south towards the Becher St. Bridge. The 600, 800, and 1000 CY scows were each offloaded once at the CDF. The dewatering pumps at the CDF were in continuous operation. The air curtain remained in continuous operation. Turbidity readings at the monitoring stations averaged 8.9 NTUs upstream and 4.4 NTUs downstream.

July 8th (Wednesday) - Phase 1 dredging continued south towards the Becher St. Bridge. The 800 and 1000 CY scows were offloaded once each at the CDF. The Sauerman bucket/dragline system were operated to move sediment at the CDF. The dewatering pumps at the CDF were in continuous operation. The air curtain remained in continuous operation. Turbidity readings at the monitoring stations averaged 11.7 NTUs upstream and 4.7 NTUs downstream.

July 9th (Thursday) - Dredging was suspended for crane maintenance and resumed once completed. Dredging continued south towards the Becher St. Bridge. The 800 and 600 CY scows were offloaded once each at the CDF. An MMSD compliance sample was collected and sent to the CLP laboratory for PCB analysis. The Sauerman bucket/dragline system were operated to move sediment at the CDF. The dewatering pumps at the CDF were in continuous operation. The air curtain remained in continuous operation. Turbidity readings upstream at the monitoring stations averaged 8.1 NTUs upstream and 9.9 NTUs downstream.

July 10th (Friday) - Dredging of a few higher elevated areas downstream of the S. 1<sup>st</sup> St. Bridge was done as well as the start of dredging at the hotspot west of the bridge. The

600 CY scow was offloaded twice, while the 800 and 1000 CY scows were each offloaded once. The Sauerman bucket/dragline system were operated to move sediment at the CDF. The dewatering pumps at the CDF were in continuous operation. The air curtain remained in continuous operation. Turbidity readings at the monitoring stations averaged 6.5 NTUs upstream and 8.6 NTUs downstream.

July 11th (Saturday) - Dredging continued at the hotspot area west of the S. 1<sup>st</sup>. St. Bridge. The 600 and 1000 CY scows were both offloaded twice, while the 800 CY scow was offloaded once. The Sauerman bucket/dragline system were operated to move sediment at the CDF. The dewatering pumps at the CDF were in continuous operation. The air curtain remained in continuous operation. Turbidity readings at the monitoring stations averaged 9.0 NTUs upstream and 10.1 NTUs downstream.

July 12th (Sunday) - Dredging continued at the hotspot west of the S. 1<sup>st</sup> St. Bridge. The 800 CY scow was offloaded three times, while the 600 and 1000 CY scows were offloaded twice. The Sauerman bucket/dragline system were operated to move sediment at the CDF. The dewatering pumps at the CDF were in continuous operation. The air curtain remained in continuous operation. Turbidity readings at the monitoring stations averaged 7.3 NTUs upstream and 8.8 NTUs downstream.

### **PCB Sample Results**

---

All PCB sample results to date continue to be non-detect.

### **Identified Issues / Proposed Resolutions**

---

- The Yarder and Sauerman bucket dragline system was installed and fully operational. The use of this system should eliminate the bottleneck of sediment disposal at the CDF and therefore allow a significant increase the daily average sediment volume removed. Initially, it appears to be working well.

### **Planned Activities Next Week**

---

- Continued sampling and analytical testing of the discharge water from the CDF going to MMSD.
- Continue dredging and final hot spot removal.
- Work on resolution of the post-dredge scour protection measures at the bridges owned by the City of Milwaukee.

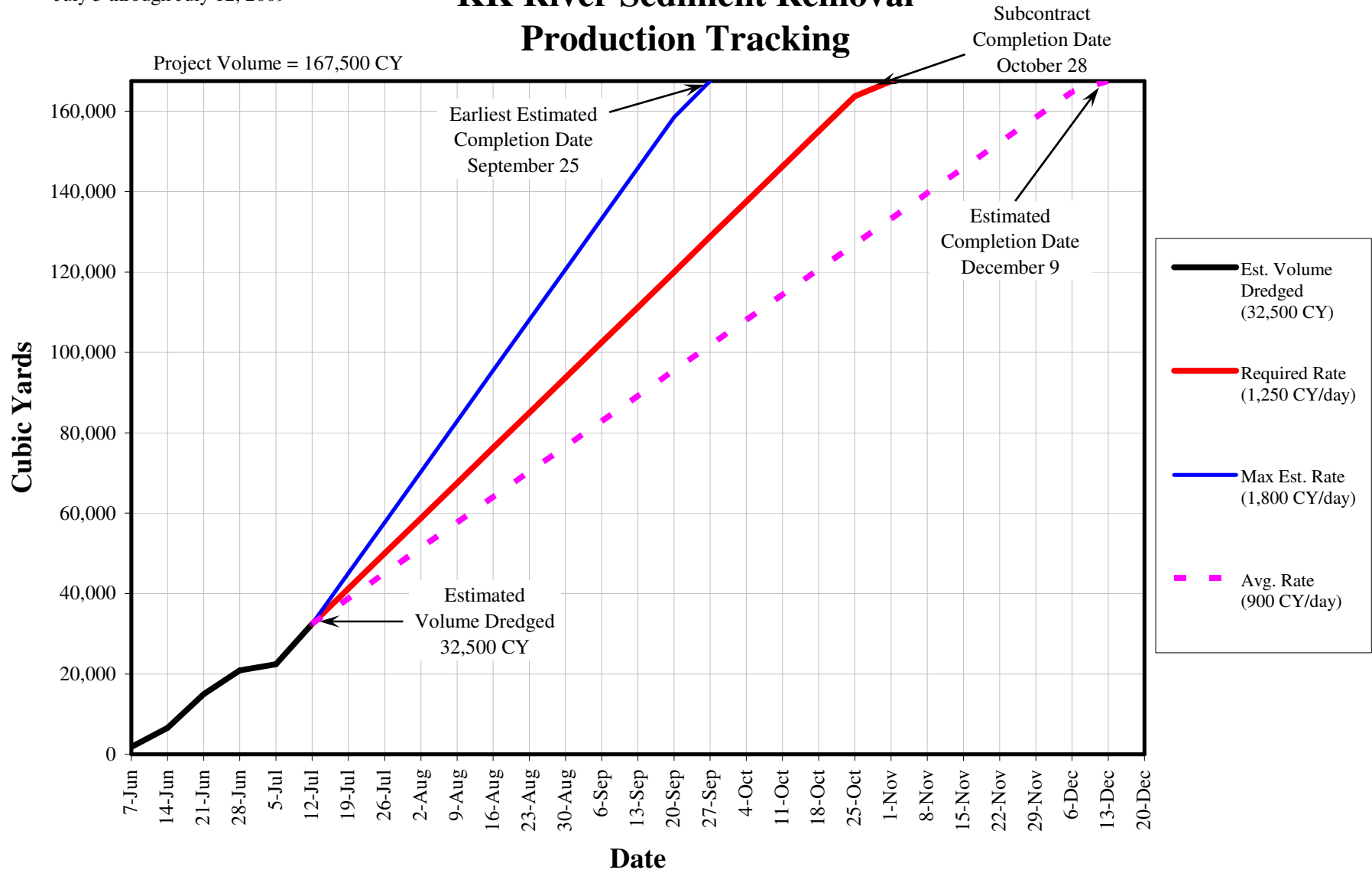


July 6<sup>th</sup> -Installation of Yarder (drives Sauerman bucket across CDF cell)



July 5 through July 12, 2009

# KK River Sediment Removal Production Tracking



**KK River Sediment Remediation  
Weekly Progress Report  
July 13<sup>th</sup> through July 19<sup>th</sup>**

	Contractor: Ryba Marine		
Contract Time (to substantial completion):	279 Days	Contract Time Remaining:	169 Days
Dredging Start Date:	6/1/09	Est. Dredging End Date:	10/28/09
Total Dredging Days:	149	Est. Total Dredge Volume	167,500 CY
Dredging Days to Date:	49	Est. Volume Dredged:	46,900 CY
Required Production Rate:	1,100 CY/Day	Avg. Production Rate:	960 CY/Day

**Progress Summary**

---

July 13<sup>th</sup> (Monday) - Phase 1 dredging occurred both west and east of the S. 1st St. Bridge to remove high spots and create more draft for the scows. Dredging also occurred west of the S. 1st St. bridge as part of the hot spot area sediment removal. The 600, 800, and 1000 CY scows were each offloaded twice. The dewatering pumps at the CDF were in continuous operation. The Sauerman bucket/dragline system and a long-stick excavator were operated to move sediment at the CDF. A CDF discharge compliance sample was collected and sent to the CLP laboratory for PCB analysis. Waste Management was at the CDF to pick-up 3 roll-offs of dredging wastes; two contained miscellaneous debris and the third contained metal debris. Two empty roll-offs were left onsite. The air curtain remains in continuous operation. Turbidity readings at the monitoring stations averaged 6.1 NTUs upstream and 6.7 NTUs downstream. CH2M HILL collected 20 samples from sample locations downstream of the dredge during active dredging. Samples were collected in 50 foot intervals and sent to the USEPA central regional laboratory (CRL) to be analyzed for total suspended solids (TSS) concentrations.. Data collected will be used to establish a correlation between the real-time turbidity readings and the TSS results.

July 14<sup>th</sup> (Tuesday) - Phase 1 dredging occurred west of the S. 1st St. Bridge and then moved north of the Gillen property. The clamshell bucket was installed and used to remove sediment and debris in this area (the sediment contained a high percentage of sand which necessitated the use of the clamshell bucket). The environmental bucket was temporarily out of service and replacement parts were ordered. The 600 and 800 CY scows were each offloaded twice, and the 1000 CY scow was offloaded once at the CDF. The dewatering pumps at the CDF were shut down temporarily to conduct maintenance on the pipe. The Sauerman bucket/dragline system was operated to move sediment at the CDF. A soil berm was constructed around the Yarder to confine decon water. A small spill (~1 pint engine oil) occurred on the spud barge. Spill prevention control measures were implemented and the National Response Center and local Coast Guard were notified. The air curtain remained in continuous operation. Turbidity readings at the monitoring stations averaged 8.0 NTUs upstream and 8.3 NTUs downstream.

July 15<sup>th</sup> (Wednesday) - Dredging occurred west of the S. 1st St. Bridge and north of the Gillen property. The clamshell bucket was used to remove the sediment and debris in this area. The environmental bucket continued to be out of service. The 600 and 1000 CY scows were each offloaded once at the CDF. The dewatering pumps at the CDF were in continuous operation. The Sauerman bucket/dragline system was operated to move sediment at the CDF. The air curtain remained in continuous operation. Turbidity readings at the monitoring stations averaged 11.3 NTUs upstream and 12.4 NTUs downstream.

July 16th (Thursday) - Dredging occurred north of the Gillen property and along the west wall of the northwest corner of the river bend. The clamshell bucket was used to remove the sediment and debris in these areas. The environmental bucket continued to be out of service. The 800 CY scow was offloaded 3 times at the CDF, the 1000 CY scow was offloaded twice at the CDF, and the 600 CY scow was offloaded once at the CDF. The dewatering pumps at the CDF were in continuous operation. Samples were collected from the discharge point and sent to the CLP and CRL laboratories for PCB and TSS analyses. The Sauerman bucket/dragline system was operated to move sediment at the CDF. A light plant was placed out on the CDF near the Yarder to provide additional lighting at night. The air curtain remained in continuous operation. Turbidity readings at the monitoring stations averaged 10.9 NTUs upstream and 12.8 NTUs downstream.

July 17th (Friday) - Dredging occurred west of the Gillen property and then moved north of the Pump House, located just west of the S. 1st St. Bridge (this was an area of higher concentration material that had to be placed lower in the CDF). The clamshell bucket was used to remove debris and sediment in these areas until 1800, when the environmental bucket was installed and sediment removal continued north of the Pump House. The 600, 800, and 1000 CY scows were each offloaded twice at the CDF. The dewatering pumps at the CDF were shut off at 0715 due to lack of water in the sump. The Sauerman bucket/dragline system was operated to move sediment at the CDF. The air curtain remained in continuous operation. Turbidity readings at the monitoring stations averaged 21.0 NTUs upstream and 10.3 NTUs downstream.

July 18th (Saturday) -Dredging occurred west of S. 1st St. Bridge north of the Pump House. The 600 and 1000 CY scows were each offloaded twice at the CDF. The 800 CY scow was offloaded once at the CDF. The dewatering pumps at the CDF remained off due to lack of water in the sump. The Sauerman bucket/dragline system was operated to move sediment at the CDF. The air curtain remained in continuous operation. Turbidity readings at the monitoring stations averaged 11.8 NTUs upstream and 11.3 NTUs downstream.

July 19th (Sunday) - Dredging occurred west of S. 1st St. Bridge, in front of Milwaukee Marine. The 600, 800, and 1000 CY scows were each offloaded twice at the CDF. The dewatering pumps at the CDF were in operation but were turned off again due to lack of water in the sumps. The Sauerman bucket/dragline system was operated to move sediment at the CDF. The air curtain remained in continuous operation. Turbidity readings at the monitoring stations averaged 11.8 NTUs upstream and 11.6 NTUs downstream.

### **PCB Sample Results**

---

All PCB sample results to date continue to be non-detect.

### **Identified Issues / Proposed Resolutions**

---

The environmental bucket was damaged during this week and it took several days to obtain the parts and make the repairs. Areas where the clamshell bucket can be used (i.e., having sand and/or debris) are now limited. Additional replacement parts for the environmental bucket will be maintained onsite to reduce the length of any future down time. Also, dredging near bridges will automatically be done using the clamshell bucket, since that is where a majority of the debris that can damage the environmental bucket is being encountered.



## **Planned Activities Next Week**

---

- Continue dredging in RMU1.
- Continue sampling and analytical testing of the discharge water from the CDF going to MMSD.
- Work on resolution of the post-dredge scour protection measures at the bridges owned by the City of Milwaukee.

Yarder installed for Sauerman bucket/dragline system

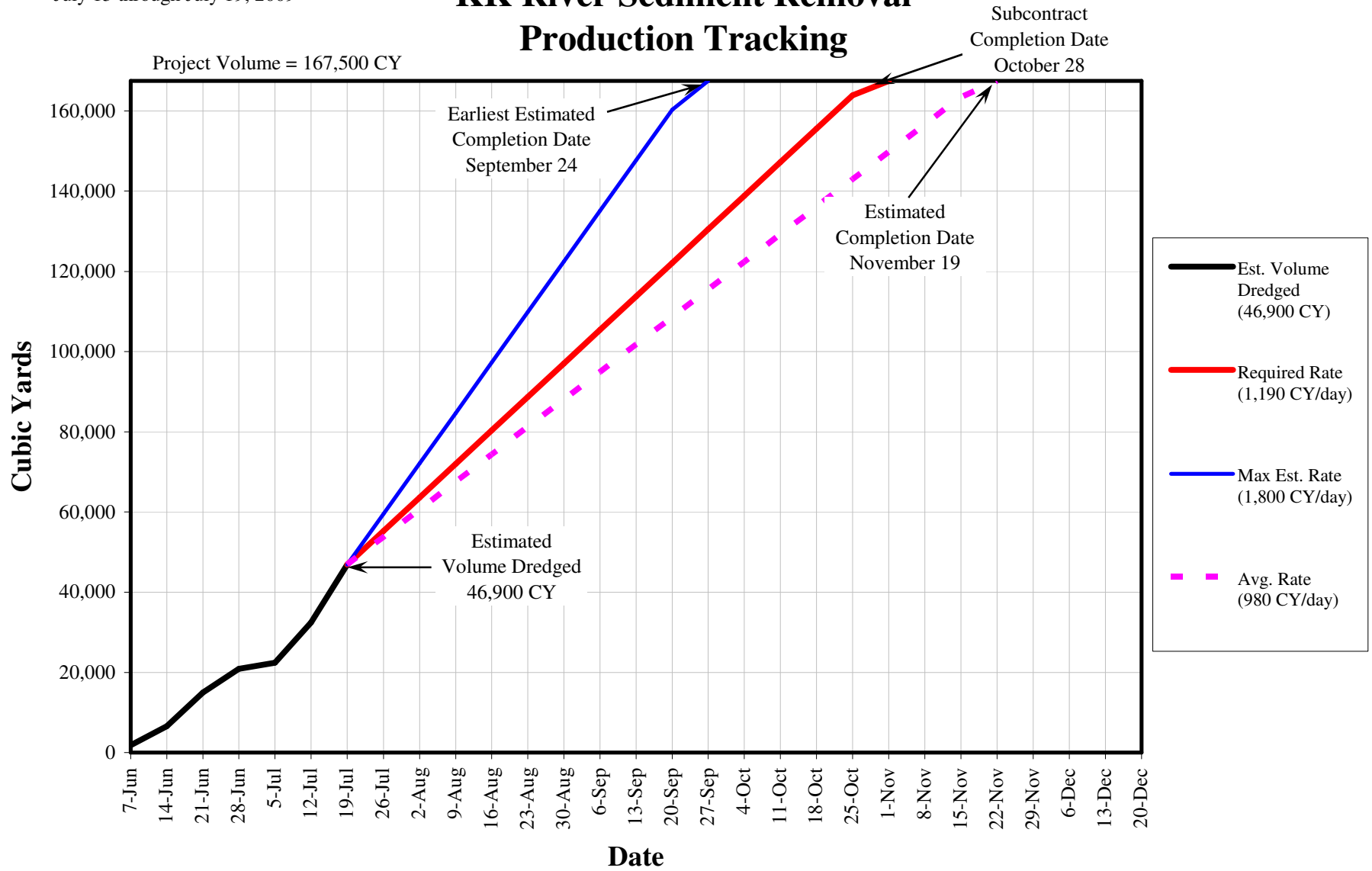


Sauerman bucket installed on dragline system



July 13 through July 19, 2009

# KK River Sediment Removal Production Tracking



**heKK River Sediment Remediation  
Weekly Progress Report  
July 20<sup>th</sup> through July 26<sup>th</sup>**

Contractor: Ryba Marine			
Contract Time (to substantial completion):	279 Days	Contract Time Remaining:	162 Days
Dredging Start Date:	6/1/09	Est. Dredging End Date:	10/28/09
Total Dredging Days:	149	Est. Total Dredge Volume	167,500 CY
Dredging Days to Date:	56	Est. Volume Dredged:	61,600 CY
Required Production Rate:	1,100 CY/Day	Avg. Production Rate:	1,100 CY/Day

**Progress Summary**

---

July 20th (Monday) - Dredging occurred north of the Becher Street Bridge, west of the Gillen property. The environmental bucket was used exclusively. The 600 CY scow was offloaded once at the CDF, and the 800 and 1000 CY scows were each offloaded twice. The dewatering pumps at the CDF were in limited operation due to lack of water in the sump. The Sauerman bucket/dragline system was operated to move sediment at the CDF. The air curtain remained in continuous operation. Turbidity readings at the monitoring stations averaged 12.0 NTUs upstream and 8.3 NTUs downstream.

July 21st (Tuesday) - Dredging occurred north of the Becher Street Bridge, west of the Gillen property. The environmental bucket was used exclusively. The 600, 800 and 1000 CY scows were each offloaded twice at the CDF. The dewatering pumps at the CDF were in limited operation due to lack of water in the CDF. The Sauerman bucket/dragline system was operated to move sediment at the CDF. The air curtain remained in continuous operation. Turbidity readings at the monitoring stations averaged 16.6 NTUs upstream and 6.5 NTUs downstream.

July 22nd (Wednesday) - Dredging occurred north of the Becher Street Bridge, working in the middle of the channel. The environmental bucket was used exclusively. The 600 and 800 CY scows were each offloaded twice, while the 1000 CY scow was offloaded once. The St. Mary's Cement freighter arrived at approximately 1800; therefore, scow towing operations to the CDF were suspended the rest of the day. The dewatering pumps at the CDF were in limited operation due to lack of water in the CDF. The Sauerman bucket/dragline system was operated to move sediment at the CDF. The air curtain remained in continuous operation. Turbidity readings at the monitoring stations averaged 15.8 NTUs upstream and 5.0 NTUs downstream.

July 23rd (Thursday) - Dredging occurred north of the Becher Street Bridge, working around the western seawall near the Pier Milwaukee property. The environmental bucket was used exclusively. The 600, 800, and 1000 CY scows were each offloaded twice at the CDF. The St. Mary's Cement freighter departed at approximately 0130 and full towing operations resumed. The dewatering pumps at the CDF were in limited operation due to lack of water in the CDF. The Sauerman bucket/dragline system was operated to move sediment at the CDF. The air curtain remained in continuous operation. Turbidity readings at the monitoring stations averaged 14.6 NTUs upstream and 10.2 NTUs downstream.

July 24th (Friday) - Dredging occurred north of the Becher Street Bridge, working around the western seawall near the Pier Milwaukee property. The environmental bucket was used exclusively. The crane's turbocharger went down at 0730; the crane

returned to operation at 2330. The 600, 800, and 1000 CY scows were each filled and offloaded once at the CDF. The dewatering pumps at the CDF were in limited operation due to lack of water in the CDF. A roll-off waste container full of debris was removed from the site. The Sauerman bucket/dragline system was operated to move sediment at the CDF. The air curtain remained in continuous operation. Turbidity readings at the monitoring stations averaged 15.2 NTUs upstream and 6.4 NTUs downstream.

July 25th (Saturday) - Dredging occurred north of the Becher Street Bridge, working around the western seawall near the Pier Milwaukee property and to the north, adjacent to the Paul Davis property. The environmental bucket was used exclusively. The 600, 800, and 1000 CY scows were each offloaded twice at the CDF. The dewatering pumps at the CDF were in limited operation due to lack of water in the CDF. The Sauerman bucket/dragline system was operated to move sediment at the CDF. The air curtain remained in continuous operation. Turbidity readings at the monitoring stations averaged 17.3 NTUs upstream and 7.8 NTUs downstream.

July 26th (Sunday) - Dredging occurred north of the Becher Street Bridge, working around the 90 degree bend and the middle of the channel between the Gillen and Pier Milwaukee properties. The environmental bucket was used exclusively. The 600, 800, and 1000 CY scows were each offloaded once at the CDF. The St. Mary's Cement freighter arrived at 0900 with a full load. Offloading took approximately 14 hours; dredging and offloading of sediment at the CDF was suspended during this time. The dewatering pumps at the CDF were not in operation due to lack of water in the CDF. The Sauerman bucket/dragline system was operated to move sediment at the CDF. The air curtain remained in continuous operation. Turbidity readings at the monitoring stations averaged 14.1 NTUs upstream and 10.0 NTUs downstream.

### **PCB Sample Results**

---

All PCB sample results to date continue to be non-detect.

### **Identified Issues / Proposed Resolutions**

---

- The downtime of dredging and offloading due to the offloading of the St. Mary's Cement freighter is a known schedule limitation that the team continues to effectively work around.
- The crane turbocharger repair was equipment downtime, which continues to be a concern. CH2M HILL is working with Ryba to minimize these events.

### **Planned Activities Next Week**

---

- Continue dredging in RMU1.
- Continue sampling and analytical testing of the discharge water from the CDF going to MMSD.
- Work on resolution of the post-dredge scour protection measures at the bridges owned by the City of Milwaukee.



Freighter arriving for delivery at St. Mary Cement

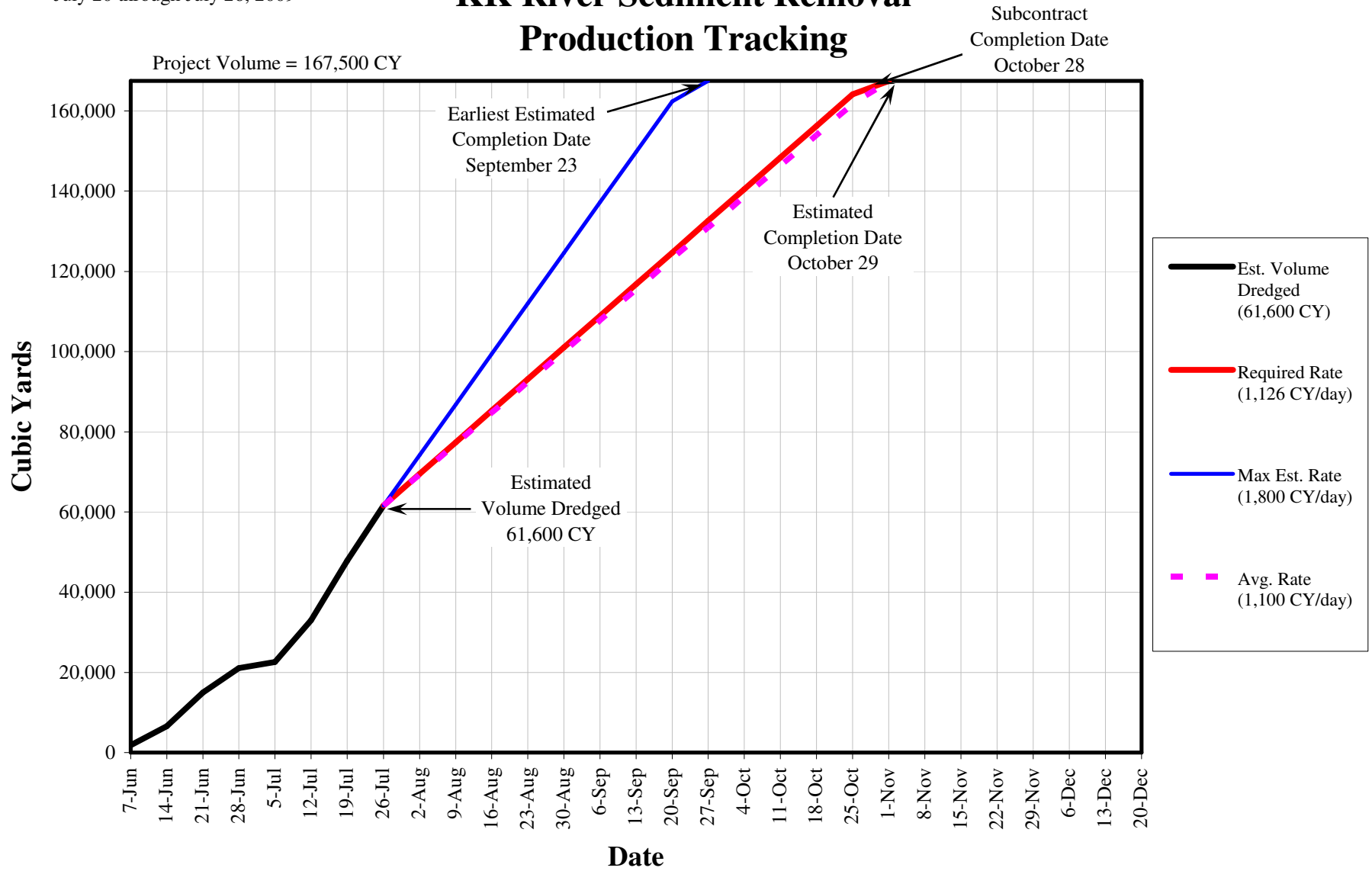


Air Curtain in Operation



July 20 through July 26, 2009

# KK River Sediment Removal Production Tracking



**The KK River Sediment Remediation  
Weekly Progress Report  
July 27<sup>th</sup> through August 2<sup>nd</sup>**

	Contractor: Ryba Marine		
Contract Time (to substantial completion):	279 Days	Contract Time Remaining:	162 Days
Dredging Start Date:	6/1/09	Est. Dredging End Date:	10/28/09
Total Dredging Days:	150	Est. Total Dredge Volume	167,500 CY
Dredging Days to Date:	64	Est. Volume Dredged:	64,800 CY
Required Production Rate:	1,100 CY/Day	Avg. Production Rate:	1,000 CY/Day

**Progress Summary**

---

July 27th (Monday) - Dredging occurred north of the Becher Street bridge, working around the 90 degree bend and mid-channel between the Gillen and Pier Milwaukee properties. The environmental bucket was used exclusively. The 600, 800, and 1000 CY scows were each offloaded twice at the CDF. The dewatering pumps at the CDF were in operation from 0700 to 1100. The limited operation was due to lack of water in the CDF. The Sauerman bucket/dragline system was operated to move sediment at the CDF. The air curtain remained in continuous operation. Turbidity readings at the monitoring stations averaged 14.0 NTUs upstream and 19.8 NTUs downstream.

July 28th (Tuesday) - Dredging occurred north of the Becher Street bridge between the Gillen and Pier Milwaukee properties at the 90 degree bend until approximately 0500 hours, at which time dredging and CDF operations were shut down due to maintenance and repairs needed on the Sauerman bucket/dragline system. The 1,000 and 600 CY scows were offloaded at the CDF. The dewatering pumps at the CDF were in operation from 0800 to 1030 and were shut down due to lack of water in the CDF. The air curtain remained in continuous operation. Turbidity readings at the monitoring stations averaged 13.6 NTUs upstream and 19.8 NTUs downstream.

July 29th (Wednesday) - Dredging activities were suspended due to the Sauerman bucket/dragline system being down for repair. Preventative maintenance was performed on all equipment. The dewatering pumps were operational for 4 hours. The air curtain remained in continuous operation. Turbidity readings at the monitoring stations averaged 5.2 NTUs upstream and 11.2 NTUs downstream.

July 30th (Thursday) - Dredging activities were suspended due to the Sauerman bucket/dragline system being down for repair. Preventative maintenance was performed on all equipment. The dewatering pumps were not operated due to lack of water in the CDF. The air curtain remained in continuous operation. Turbidity readings at the monitoring stations averaged 5.5 NTUs upstream and 12.0 NTUs downstream.

July 31st (Friday) - Dredging activities were suspended due to the Sauerman bucket/dragline system being down for repair. The dewatering pumps were operational for 4 hours. The air curtain remained in continuous operation. Turbidity

readings at the monitoring stations averaged 4.7 NTUs upstream and 12.5 NTUs downstream.

August 1st (Saturday) - Dredging activities were suspended due to troubleshooting and maintenance on the "Yarder" engine (drive unit for the Sauerman bucket/dragline system). The dewatering pumps were operational for 4 hours. The air curtain remained in continuous operation. Turbidity readings at the monitoring stations averaged 5.6 NTUs upstream and 15.6 NTUs downstream.

August 2nd (Sunday) - Dredging activities were suspended due to troubleshooting and maintenance on the "Yarder" engine. The dewatering pumps were not operated. The air curtain remained in continuous operation. Turbidity readings at the monitoring stations averaged 4.5 NTUs upstream and 12.8 NTUs downstream.

### **PCB Sample Results**

---

All PCB sample results of water at the CDF to date continue to be non-detect.

### **Identified Issues / Proposed Resolutions**

---

The radiator on the Yarder engine was damaged on July 29<sup>th</sup> and a replacement engine was delivered to the CDF on July 31<sup>st</sup>. The replacement engine was installed but it was not powerful enough to move the Sauerman bucket through the material at the CDF. The original engine was reinstalled with the radiator from the replacement engine, but there are still some electrical compatibility issues being worked out. The repairs are anticipated to be completed early next week.

The mooring dolphins at the CDF are experiencing significant wear and tear due to the heavy and constant use. Ryba will suggest repairs that could be made.

### **Planned Activities Next Week**

---

- Finish repairs on the Yarder.
- Resume and complete dredging in RMU1.
- Start dredging in RMU2.
- Continue sampling and analytical testing of the discharge water from the CDF going to MMSD.



**Mooring dolphin at the CDF offloading platform showing significant wear.**



**Offloading a material scow at the CDF**



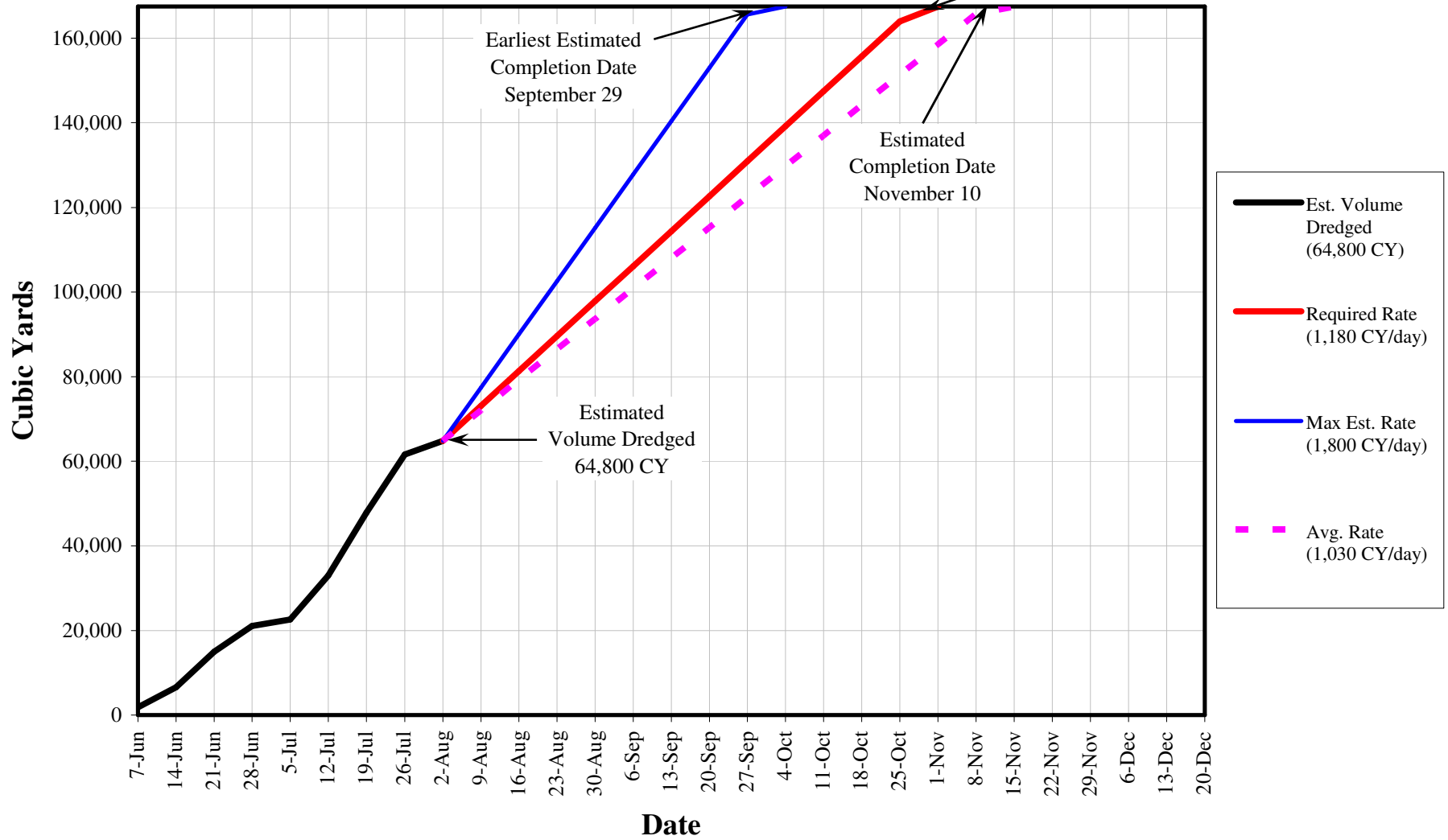


July 27 through August 2, 2009

# KK River Sediment Removal Production Tracking

Project Volume = 167,500 CY

Subcontract  
Completion Date  
October 28



**The KK River Sediment Remediation  
Weekly Progress Report  
August 3<sup>rd</sup> through August 9<sup>th</sup>**

	Contractor: Ryba Marine		
Contract Time (to substantial completion):	279 Days	Contract Time Remaining:	155 Days
Dredging Start Date:	6/1/09	Est. Dredging End Date:	10/28/09
Total Dredging Days:	150	Est. Total Dredge Volume	167,500 CY
Dredging Days to Date:	71	Est. Volume Dredged:	74,700 CY
Required Production Rate:	1,100 CY/Day	Avg. Production Rate:	1,050 CY/Day

**Progress Summary**

---

August 3rd (Monday) - Maintenance was completed on the Sauerman/Yarder dragline system. CDF operations resumed at approximately 1930 hours. Dredging operations resumed at approximately 1830 hours on the northeast side of the Becher Street Bridge. The 600 CY scow was offloaded once at the CDF. The dewatering pumps at the CDF were in operation for approximately 3 hours and turned back off due to lack of water. An MMSD compliance sample was collected and submitted to the CLP laboratory for PCB analysis. The air curtain remained in continuous operation. Turbidity readings at the monitoring stations averaged 7.9 NTUs upstream and 9.8 NTUs downstream.

August 4th (Tuesday) - Dredging was performed on the north side of the Becher Street Bridge. The 600 and 1000 CY scows were offloaded twice and the 800 CY scow was offloaded once at the CDF. The dewatering pumps at the CDF were not in operation due to lack of water. The air curtain remained in continuous operation. Turbidity readings at the monitoring stations averaged 16.1 NTUs upstream and 14.7 NTUs downstream.

August 5th (Wednesday) - Dredging continued on the north side of the Becher Street Bridge. The 800 CY scow was offloaded twice and the 600 and 1000 CY scows were each offloaded once at the CDF. The dewatering pumps at the CDF were in operation for approximately 4 hours. The air curtain remained in continuous operation. Turbidity readings at the monitoring stations averaged 21.7 NTUs upstream and 10.8 NTUs downstream.

August 6th (Thursday) - Dredging continued north of the Becher Street Bridge. RMU 1 was completed. Dredging continued in RMU 2 near the 90 degree bend in the river. The 600 and 1000 CY scows were offloaded twice and the 800 CY scow was offloaded once at the CDF. The dewatering pumps at the CDF were in operation for approximately 4 hours. The air curtain remained in continuous operation. Turbidity readings at the monitoring stations averaged 31.5 NTUs upstream and 8.1 NTUs downstream.

August 7th (Friday) - Dredging in RMU 2 continued west of the S. 1st Street Bridge near the 90 degree bend. The 800 CY scow was offloaded twice and the 600 and 1000 CY scows were offloaded once at the CDF. Dredging and CDF operations were suspended

due to the arrival of the St. Mary's Cement vessel. Dredging and CDF operations resumed at approximately 1500 hours. The dewatering pumps at the CDF were not in operation. The air curtain remained in continuous operation. Turbidity readings at the monitoring stations averaged 16.7 NTUs upstream and 14.5 NTUs downstream.

August 8th (Saturday) - Dredging continued west of the S. 1st Street Bridge near the Gillen property in RMU 2. The 600, 800, and 1000 CY scows were each offloaded twice at the CDF. Dredging and CDF operations were suspended for approximately 2.5 hours due to severe weather with lightning. The project area received approximately 0.5 inches of rainfall during this storm event. The dewatering pumps at the CDF were not in operation. The air curtain remained in continuous operation. Turbidity readings at the monitoring stations averaged 23.1 NTUs upstream and 24.0 NTUs downstream.

At 1505 hours on August 8, two 55-gallon drums were encountered while dredging. One drum was not intact and released what appeared to be a paint-like substance into the river. The dredge crew placed both drums from the environmental bucket into one of the pockets of the scows. An estimated 20 gallons of material were released. The dredge crew immediately initiated its spill response plan and deployed boom curtain to contain the material. The incident was reported to the National Spill Hotline and Milwaukee Station of the U.S. Coast Guard. Much of the paint formed large globules on the surface of the water and was collected by the dredge crew using a pike pole. All recovered materials, including the two drums, were transferred to the CDF and staged and contained on the wash pad with 4 mil poly sheeting. Dredging operations were shut down for approximately 3 hours to address the release and perform the appropriate spill response.

August 9th (Sunday) - Dredging continued west of the 1st Street Bridge near the Gillen property in RMU 2. The CDF pumps were operated. An interim survey of RMU 1 was performed. While repairing the dragline, the hydraulic line which raises the boom burst. An attempt was made to find a replacement/repair facility open on Sunday that was capable of fixing the problem, but none could be found. Dredging and CDF operations were shutdown until a repair could be made. Turbidity readings at the monitoring stations averaged 32.2 NTUs upstream and 32.5 NTUs downstream.

### **PCB Sample Results**

---

All PCB sample results of water at the CDF to date continue to be non-detect.

### **Identified Issues / Proposed Resolutions**

---

Due to continued downtime resulting from equipment failure, Ryba is providing a written corrective action plan that includes acquiring and stocking additional replacement equipment and motors.

### **Planned Activities Next Week**

---

- Finish repairs on the Yarder.
- Finalize survey in RMU1
- Finalize dredging in RMU2.
- Continue discharging water from the CDF.

Paint on scow from drum encountered while dredging on August 8.



Turtle found in dredged material at CDF on August 6.

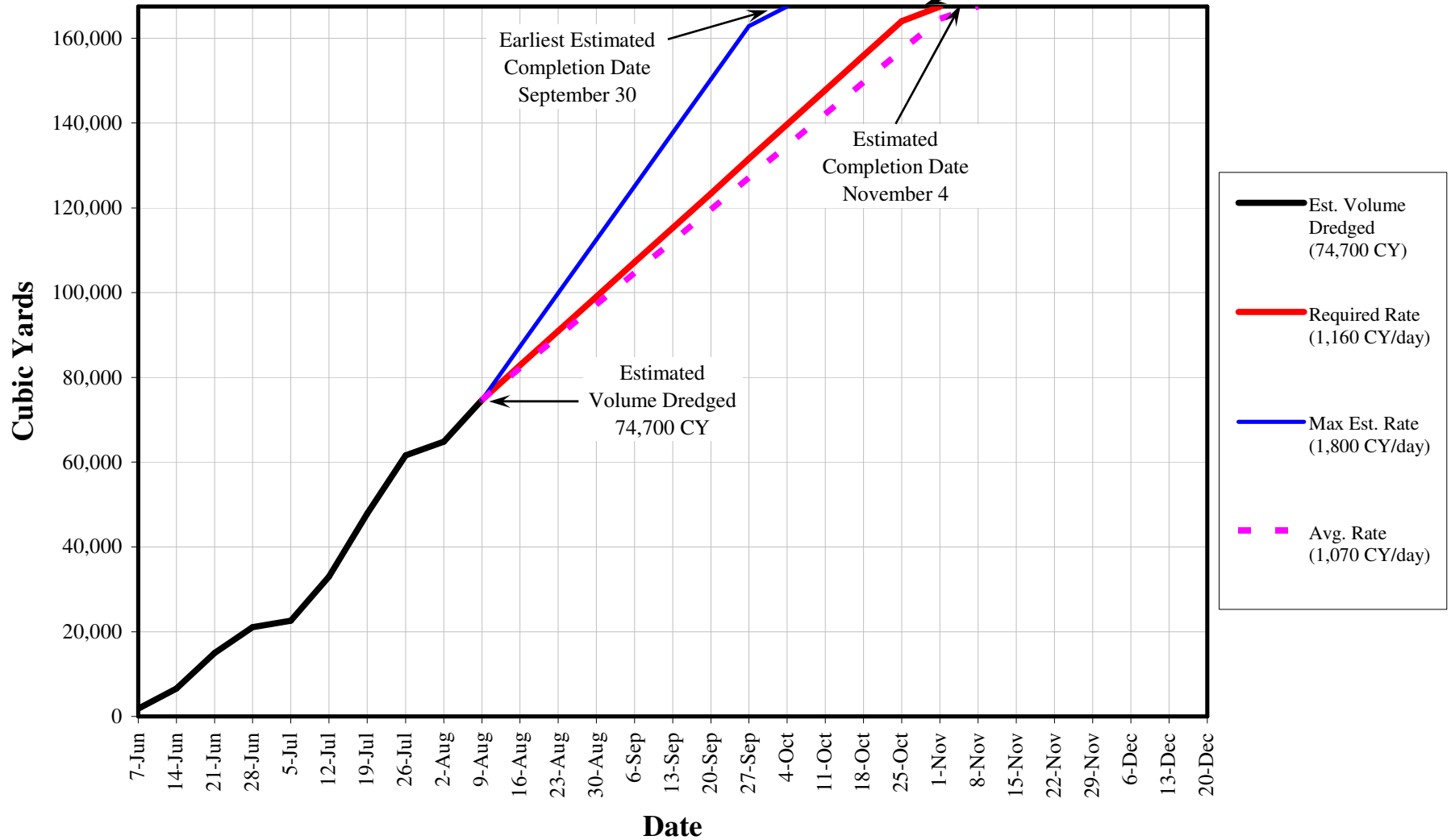


August 3 through August 9, 2009

# KK River Sediment Removal Production Tracking

Subcontract  
Completion Date  
October 28

Project Volume = 167,500 CY





**The KK River Sediment Remediation  
Weekly Progress Report  
August 10th through August 16th**

	Contractor: Ryba Marine		
Contract Time (to substantial completion):	279 Days	Contract Time Remaining:	148 Days
Dredging Start Date:	6/1/09	Est. Dredging End Date:	10/28/09
Total Dredging Days:	150	Est. Total Dredge Volume	157,500 CY (revised)
Dredging Days to Date:	78	Est. Volume Dredged:	96,400 CY
Required Production Rate:	1,100 CY/Day	Avg. Production Rate:	1,250 CY/Day

**Progress Summary**

August 10th (Monday) - The dragline cable was replaced on the Sauerman bucket/dragline system and the unit returned to service at approximately 1445 hours, 4 hours after repairs were initiated. The 600 and 800 CY scows were each offloaded once at the CDF. Dredging continued in front of the Edward E. Gillen Company's property in RMU2. At approximately 2100 hours, St. Mary's cement received a freighter containing half a load of cement. The freighter was offloaded until 0500 on August 11, 2009. During this time, scows were not transported between the dredge and the CDF. The dewatering pumps at the CDF were not in operation due to limited water in the CDF. The air curtain remained in continuous operation. Turbidity readings at the monitoring stations averaged 68.7 NTUs upstream and 24.0 NTUs downstream, reflecting a precipitation event. In addition, Coleman Engineering and CH2M HILL completed confirmation sediment sampling from the first location in RMU1. Samples were submitted for PCBs, PAHs, and grain size analyses.

August 11th (Tuesday) - Dredging continued in the mid-channel of RMU2 in front of the Edward E Gillen Company and the Milwaukee Marine, Inc. properties. The 600 and 1000 CY scows were offloaded twice at the CDF and the 800 cubic yard scow was offloaded once at the CDF. The St. Mary's freighter departed at 0515 hours. Scow towing operations, which were suspended while the freighter offloaded cement, resumed at 0600. The dewatering pumps at the CDF were in operation for approximately 13 hours. An MMSD compliance sample was collected and sent to the CLP laboratory for PCB analysis. The air curtain remained in continuous operation. Turbidity readings at the monitoring stations averaged 85.4 NTUs upstream and 15.9 NTUs downstream, reflecting a precipitation event. Coleman Engineering and CH2M HILL completed sampling at 9 locations as part of the post-dredge confirmation sediment sampling in RMU1.

August 12th (Wednesday) - Dredging continued through the final cuts west of the S. 1<sup>st</sup> Street Bridge in front of the Paul Davis property in RMU2. The 600 and 800 CY scows were each offloaded twice at the CDF and the 1000 CY scow was offloaded three times at the CDF. One roll-off container containing approximately 5 tons of steel was transported to Miller recycling. The dewatering pumps at the CDF were on for 11 hours this day. The air curtain remained in continuous operation. Turbidity readings at the

monitoring stations averaged 123.4 NTUs upstream and 11.2 NTUs downstream, reflecting a malfunction with the upstream turbidity monitoring station. Coleman Engineering and CH2M HILL continued with confirmation sediment sampling from RMU1.

August 13th (Thursday) - Dredging continued through the final cuts west of the S. 1<sup>st</sup> Street Bridge in front of the Milwaukee Marine and Edward E Gillen properties within RMU2. The 600 CY scow was offloaded three times at the CDF and the 800 and 1000 CY scows were each offloaded twice at the CDF. The drums of paint and tar-like substance that was dredged from the river last week were placed in over-pack drums at the CDF decontamination pad. The dewatering pumps at the CDF remained on this day. The air curtain remained in continuous operation. Turbidity readings at the monitoring stations averaged 192.7 NTUs upstream and 9.4 NTUs downstream, reflecting a malfunction with the upstream turbidity monitoring station. Coleman Engineering and CH2M HILL completed confirmation sediment sampling from RMU1.

August 14th (Friday) - Dredging continued through the final cuts west of the S. 1<sup>st</sup> Street Bridge in front of the Milwaukee Marine and the Edward E Gillen properties within RMU2. The 600, 800 and 1000 CY scows were offloaded twice at the CDF. The dewatering pumps at the CDF remained on this day. The air curtain remained in continuous operation. The upstream turbidity monitoring station was recalibrated on this day as well. Turbidity readings at the monitoring stations averaged 186.8 NTUs upstream and 12.8 NTUs downstream, reflecting the malfunction with the upstream turbidity monitoring station.

August 15th (Saturday) - Dredging continued through the final cuts west of the S. 1<sup>st</sup> Street Bridge in RMU2. The 600 CY scow was offloaded once at the CDF, and the 800 and 1000 CY scows were offloaded twice each at the CDF. Between 1600 and 2000, dredging operations stopped while the dredge boom cable was repaired. The dragline cable on the Sauerman bucket/dragline system repaired during this time as well. The dewatering pumps at the CDF were on 19 hours this day. The air curtain remained in continuous operation. Turbidity readings at the monitoring stations averaged 30.4 NTUs upstream and 12.9 NTUs downstream.

August 16th (Sunday) - Due to a pin/hydraulic cylinder failure on the material handler, CDF operations were suspended at 0700 hours. Dredging operations ceased at approximately 1100 hours. All three scows were filled and staged for offloading upon repair of the material handler. Ryba could not get the necessary parts for the material handler until Monday, August 17th. The dewatering pumps at the CDF were not in operation. The air curtain remained in continuous operation. Turbidity readings at the monitoring stations averaged 22.5 NTUs upstream and 8.6 NTUs downstream.

## **PCB Sample Results**

---

All PCB sample results of water at the CDF to date continue to be non-detect.

## **Identified Issues / Proposed Resolutions**

---

Due to continued downtime resulting from equipment failure, Ryba provided a written corrective action plan that includes acquiring and stocking additional replacement

equipment and motors. CH2M HILL has reviewed this plan and is working with Ryba to further enhance the contingency planning.

### **Planned Activities Next Week**

---

- Continue final dredging in RMU3 and initiate final dredging in RMU4.
- Continue to transfer the sediment into the CDF.
- Continue discharging water from the CDF into the sanitary sewer.
- Analyze and assess what additional dredging, is needed within RMUs 1 and 2.
- Analyze and assess what sand cover is needed within RMUs 1 and 2.

Drum of tar encountered during dredging in RMU1

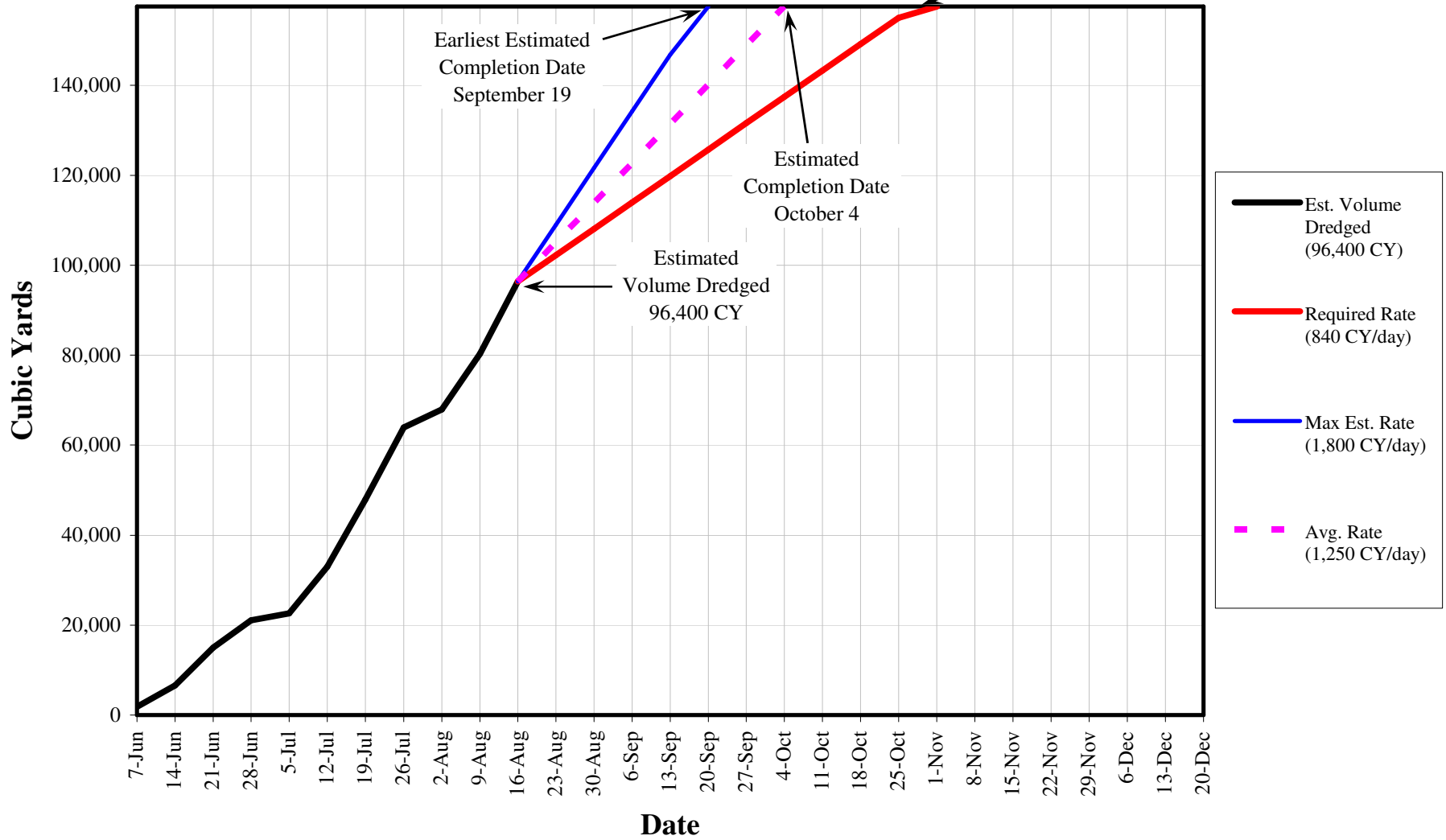


August 10 through August 16, 2009

# KK River Sediment Removal Production Tracking

Project Volume = 157,500 CY (adjusted)

Subcontract  
Completion Date  
October 28





**The KK River Sediment Remediation  
Weekly Progress Report  
August 17th through August 23rd**

Contractor: Ryba Marine			
Contract Time (to substantial completion):	279 Days	Contract Time Remaining:	141 Days
Dredging Start Date:	6/1/09	Est. Dredging End Date:	10/28/09
Total Dredging Days:	150	Est. Total Dredge Volume	157,500 CY (revised)
Dredging Days to Date:	85	Est. Volume Dredged:	114,000 CY
Required Production Rate:	1,100 CY/Day	Avg. Production Rate:	1,350 CY/Day

**Progress Summary**

---

August 17th (Monday) - Dredging operations had been suspended the previous day due to repairs needed on the material handler. The repairs were completed at 1900. The St. Mary's Cement freighter arrived at 1400, so no dredging was performed this day. The 600 and 800 CY scows were each offloaded once at the CDF. The dewatering pumps at the CDF were not in operation. The air curtain remained in continuous operation. Turbidity readings at the monitoring stations averaged 13.7 NTUs upstream and 9.4 NTUs downstream.

August 18th (Tuesday) - Dredging operations resumed under the S. 1<sup>st</sup> Street Bridge in RMU2 once the St. Mary's Cement freighter departed at 0300. The Sauerman bucket/dragline system was used to move dredged materials into the CDF. The 600, 800, and 1000 CY scows were each offloaded once at the CDF. The dewatering pumps at the CDF were in operation. An MMSD compliance sample was collected and sent to the laboratory for PCB analysis. Coleman Engineering and CH2M HILL conducted post dredge confirmation sampling in RMU2. Confirmation samples were submitted for PCB, PAH, and grain size analyses. The air curtain remained in continuous operation. Turbidity readings at the monitoring stations averaged 11.1 NTUs upstream and 9.0 NTUs downstream.

August 19th (Wednesday) - Dredging continued beneath the S. 1<sup>st</sup> Street Bridge and then moved east of the bridge along the northern seawall. The 1000 CY scow was offloaded twice and the 600 and 800 CY scows were each offloaded once at the CDF. The dewatering pumps at the CDF were in operation from 0700 hours to 1800 hours. Coleman Engineering and CH2M HILL continued with post dredge confirmation sampling in RMU2. The air curtain remained in continuous operation. Turbidity readings at the monitoring stations averaged 15.3 NTUs upstream and 6.5 NTUs downstream.

August 20th (Thursday) - Dredging continued east of the S. 1<sup>st</sup> Street Bridge along the northern seawall in RMU3. The 800 CY scow was offloaded three times and the 600 and 1000 CY scows were each offloaded twice at the CDF. The Sauerman bucket/dragline system was shut down for repair of the drive chain at 2130. The dewatering pumps at the CDF were in operation. Coleman Engineering and CH2M HILL continued with the post dredge confirmation sampling in RMU2. The air curtain

remained in continuous operation. Turbidity readings at the monitoring stations averaged 18.2 NTUs upstream and 14.9 NTUs downstream.

August 21st (Friday) - Dredging continued east of the S. 1<sup>st</sup> Street Bridge within RMU3. The 800 CY scow was offloaded once and the 600 and 1000 CY scows were each offloaded twice at the CDF. The repairs to the Sauerman bucket/dragline system were completed and CDF operations resumed at 0500. The dewatering pumps at the CDF were in operation for a short time and then turned off due to lack of water in the CDF. Coleman Engineering and CH2M HILL continued with the post dredge confirmation sampling in RMU2. The air curtain remained in continuous operation. Turbidity readings at the monitoring stations averaged 14.0 NTUs upstream and 13.1 NTUs downstream.

August 22nd (Saturday) - Dredging continued east of the S. 1<sup>st</sup> Street Bridge within RMU3. The 800 CY scow was offloaded three times and the 600 and 1000 CY scows were each offloaded twice at the CDF. The dewatering pumps at the CDF were in operation and then turned off due to lack of water in CDF. Coleman Engineering and CH2M HILL completed the post dredge confirmation sampling in RMU2. The air curtain remained in continuous operation. Turbidity readings at the monitoring stations averaged 19.3 NTUs upstream and 11.8 NTUs downstream.

August 23rd (Sunday) - Dredging continued between the S. 1<sup>st</sup> Street Bridge and the railroad bridge in RMU3. The 600 CY scow was offloaded three times and the 800 and 1000 CY scows were each offloaded twice at the CDF. The dewatering pumps at the CDF were in operation. The air curtain remained in continuous operation. Turbidity readings at the monitoring stations averaged 14.6 NTUs upstream and 12.9 NTUs downstream.

### **PCB Sample Results**

---

All PCB sample results of water at the CDF to date continue to be non-detect.

### **Identified Issues / Proposed Resolutions**

---

CH2M Hill continues to work with Ryba to further enhance their contingency plan.

### **Planned Activities Next Week**

---

- Continue discharging water from the CDF.
- Continue final dredging in RMU3 and initiate final dredging in RMU4.
- Continue to transfer the sediment into the CDF.
- Continue discharging water from the CDF to the sanitary sewer.
- Analyze and assess what additional dredging is needed within RMUs 1 and 2.
- Analyze and assess what additional sand cover is needed within RMUs 1 and 2.

## Tugboats used for dredging activities

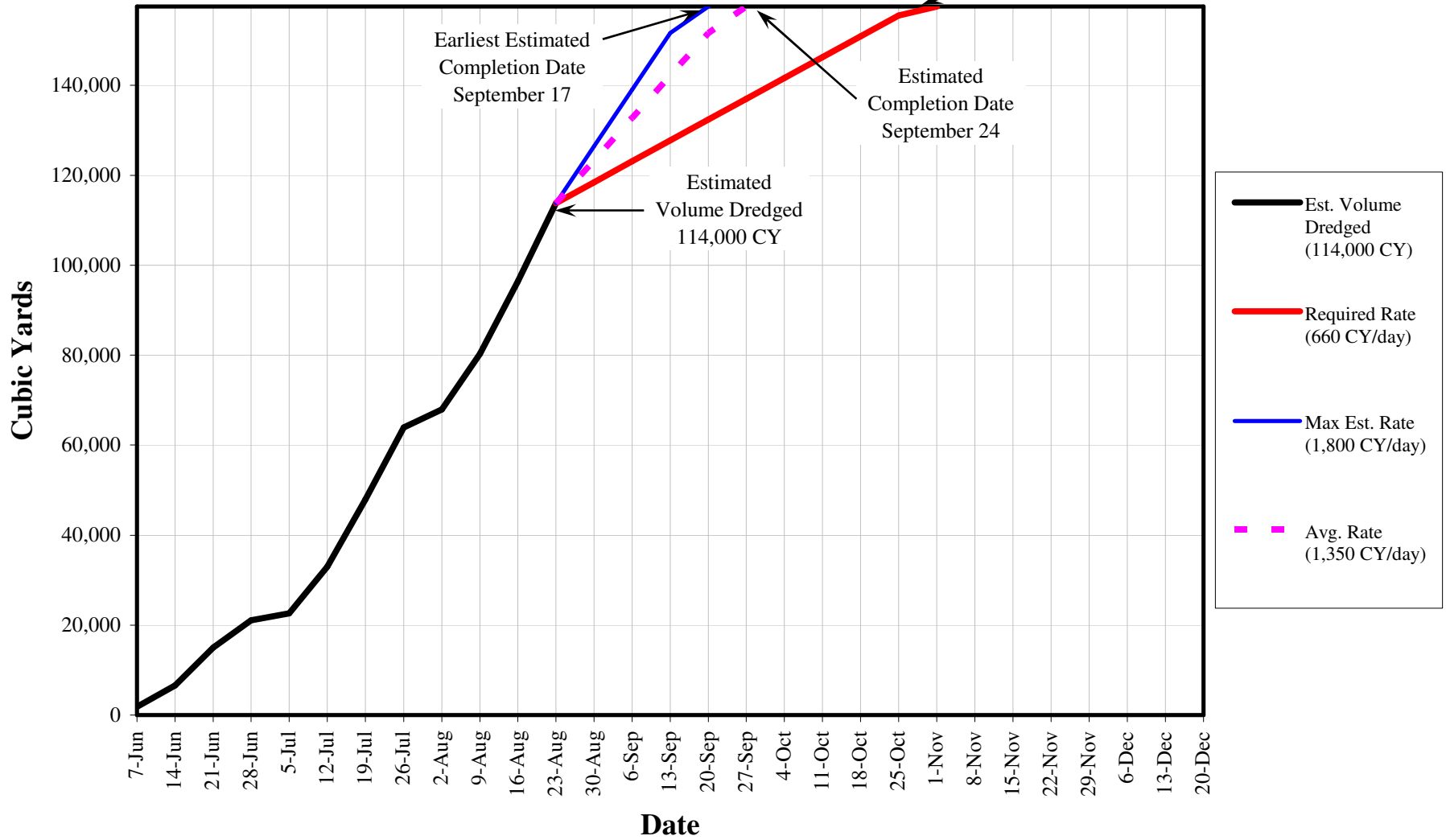


August 17 through August 23, 2009

# KK River Sediment Removal Production Tracking

Project Volume = 157,500 CY (adjusted)

Subcontract  
Completion Date  
October 28



**The KK River Sediment Remediation  
Weekly Progress Report  
August 24<sup>th</sup> through August 30<sup>th</sup>**

	Contractor: Ryba Marine		
Contract Time (to substantial completion):	279 Days	Contract Time Remaining:	134 Days
Dredging Start Date:	6/1/09	Est. Dredging End Date:	10/28/09
Total Dredging Days:	150	Est. Total Dredge Volume	157,500 CY (revised)
Dredging Days to Date:	92	Est. Volume Dredged:	128,000 CY
Required Production Rate:	1,100 CY/Day	Avg. Production Rate:	1,400 CY/Day

**Progress Summary**

---

**August 24th (Monday)** - Dredging continued eastward toward the railroad bridge in RMU3. The 600, 800, and 1000 CY scows were each offloaded twice at the CDF. Waste Management was onsite to pick-up one full roll-off containing wood debris from the CDF. The St. Mary's Cement freighter arrived at 2300 hours, which shut down dredging operations for the day. The dewatering pumps at the CDF were in operation. The air curtain remained in continuous operation. Turbidity readings at the monitoring stations averaged 20.8 NTUs upstream and 15.2 NTUs downstream.

**August 25th (Tuesday)** - Dredging continued near the railroad bridge in RMU3. The 800 and 1000 CY scows were each offloaded once at the CDF. St. Mary's Cement freighter departed at 0815 hours. Towing operations resumed after the freighter departed. Gillen performed preparatory work for installation of sheet piling at city-owned parcel 424 (between the railroad bridge and Kinnickinnic Avenue) between 0700 and 1100. At approximately 2000 hours, a thunderstorm moved through the area and all dredging, towing, and CDF operations were suspended due to lightning. Operations resumed at 2145 hours. The dewatering pumps at the CDF were in operation. An MMSD discharge compliance sample was collected and submitted for PCB analysis. The air curtain remained in continuous operation. Turbidity readings at the monitoring stations averaged 14.5 NTUs upstream and 15.6 NTUs downstream.

**August 26th (Wednesday)** - The initial dredge pass in RMU3 was completed; clean-up dredging began in RMU1 based upon the post dredge confirmation sampling results. The 1000 and 600 CY scows were offloaded twice and the 800 CY scow was offloaded once at the CDF. The dewatering pumps at the CDF were not in operation due to excessive rainfall received late on the previous day. The air curtain remained in continuous operation. Turbidity readings at the monitoring stations averaged 22.0 NTUs upstream and 26.8 NTUs downstream.

**August 27th (Thursday)** - Clean-up dredging continued in RMU1. The 800 CY scow was offloaded twice and the 600 and 1000 CY scows were offloaded once at the CDF. All CDF operations were suspended for approximately 9 hours to troubleshoot and repair the drive train on the Sauerman bucket/dragline system. The CDF dewatering pumps were in operation. The air curtain remained in continuous operation. Turbidity readings at the monitoring stations averaged 24.8 NTUs upstream and 16.1 NTUs downstream.



**August 28th (Friday)** - Clean-up dredging continued in RMU1 near the Becher Street Bridge. Dredging operations were temporarily suspended due to Gillen working at Parcel 424; when this work was finished, dredging operations resumed. CDF operations had been suspended for repair of the Sauerman bucket/dragline system and resumed when the repair was completed. The 600, 800, and 1000 CY scows were offloaded once at the CDF. The CDF dewatering pumps were in operation. The air curtain remained in continuous operation. Turbidity readings at the monitoring stations averaged 14.2 NTUs upstream and 10.3 NTUs downstream.

**August 29th (Saturday)** - Clean-up dredging continued in RMU1, just north of the Becher Street Bridge. The 600 and 1000 CY scows were offloaded twice and the 800 CY scow was offloaded once at the CDF. The CDF dewatering pumps were not in operation. The air curtain remained in continuous operation. Turbidity readings at the monitoring stations averaged 32.6 NTUs upstream and 7.7 NTUs downstream.

**August 30th (Sunday)** - Clean-up dredging continued in RMU1; dredging was also done in RMU3 to remove high spots. The 600, 800, and 1000 CY scows were each offloaded once at the CDF. The St. Mary's Cement freighter arrived at 1200 and departed at midnight.. Towing operations to the CDF were suspended during this time, and maintenance activities were performed at the CDF, including installation of a new cable for the Sauerman bucket/dragline system. The CDF dewatering pumps were not in operation. The air curtain remained in continuous operation. Turbidity readings at the monitoring stations averaged 13.1 NTUs upstream and 14.0 NTUs downstream.

### **PCB Sample Results**

---

All PCB sample results of water at the CDF to date continue to be non-detect.

### **Identified Issues / Proposed Resolutions**

---

- CH2M Hill received and approved Ryba's contingency plan.
- There is a guy wire running just downstream of the Beecher Street Bridge. It supports an electrical service pole at the Pier Milwaukee property. Post dredge confirmation sampling in RMU1 identified contaminated sediment remaining that will require removal of this guy wire to access. CH2M HILL is currently working with WE Energies to have the pole supported and the guy wire removed temporarily so dredging and sand placement can occur.

### **Planned Activities Next Week**

---

- Continue discharging water from the CDF.
- Continue final dredging in RMU3 and initiate final dredging in RMU4.
- Continue to transfer the sediment into the CDF.
- Continue discharging water from the CDF.

Guy wire near the Beecher Street Bridge requiring removal for clean-up dredging

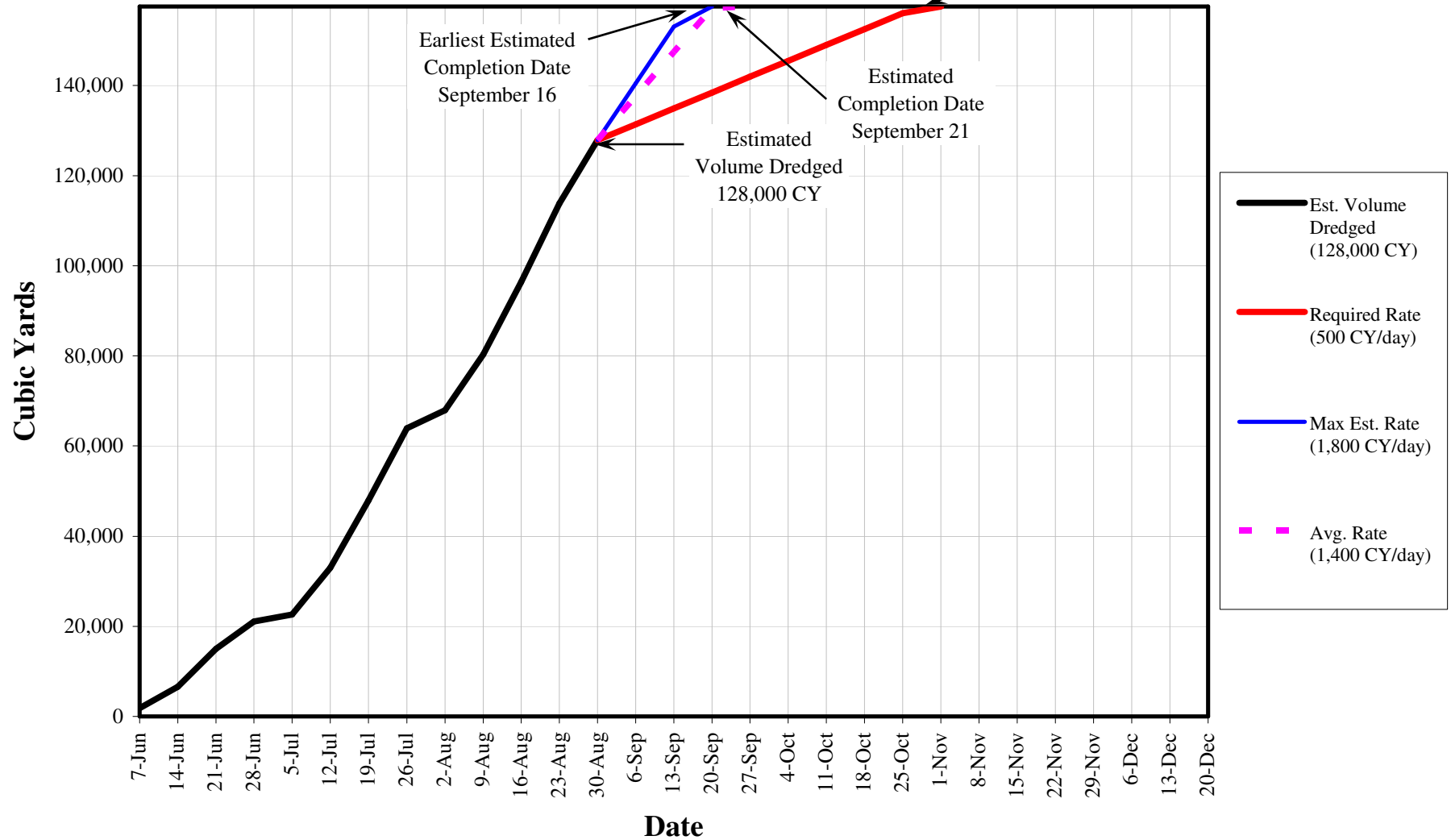


August 24 through August 30, 2009

# KK River Sediment Removal Production Tracking

Project Volume = 157,500 CY (adjusted)

Subcontract  
Completion Date  
October 28



**The KK River Sediment Remediation  
Weekly Progress Report  
August 31st through September 6th**

	Contractor: Ryba Marine		
Contract Time (to substantial completion):	279 Days	Contract Time Remaining:	127 Days
Dredging Start Date:	6/1/09	Est. Dredging End Date:	10/28/09
Total Dredging Days:	150	Est. Total Dredge Volume	157,500 CY (revised)
Dredging Days to Date:	99	Est. Volume Dredged:	137,000 CY
Required Production Rate:	1,100 CY/Day	Avg. Production Rate:	1,400 CY/Day

**Progress Summary**

---

**August 31st (Monday)** - Dredging continued in the high spots in RMU3 near the railroad bridge. The 800 and 1000 CY scows were each offloaded twice and the 600 CY scow was offloaded once at the CDF for an estimated offloaded volume of 2,604 cubic yards. The St. Mary's cement freighter departed at 0100 hours. All towing and CDF offloading operations resumed. Gillen began mobilizing equipment and materials for the sheet pile installation at Parcel 424. The CDF dewatering pumps were in operation for 12 hours. An MMSD compliance sample was collected and sent to the CLP laboratory for PCB analysis. The air curtain remained in continuous operation. Turbidity readings at the monitoring stations averaged 6.0 NTUs upstream and 11.4 NTUs downstream.

**September 1st (Tuesday)** - Clean-up dredging began in RMU2. The 600 and 1000 CY scows were each offloaded twice and the 800 CY scow was offloaded once at the CDF for an estimated offloaded volume of 2,480 cubic yards. CH2M HILL and Coleman Engineering collected confirmation samples from parts of RMU3 and RMU4 for PCB, PAH, and grain size analyses. Gillen continued to prepare for sheet pile installation at Parcel 424. The CDF dewatering pumps were in operation for 9 hours. An additional MMSD compliance sample was collected to incorporate a field duplicate and sent to the CLP laboratory for PCB analysis. The air curtain remained in continuous operation. Turbidity readings at the monitoring stations averaged 13.7 NTUs upstream and 8.6 NTUs downstream.

**September 2nd (Wednesday)** - Clean-up dredging continued in RMU 2. The 600 and 800 CY scows were each offloaded twice and the 1000 CY scow was offloaded once at the CDF for an estimated offloaded volume of 2,356 cubic yards. CH2M HILL and Coleman Engineering collected confirmation samples from parts of RMU3 and RMU4 for PCB, PAH, and grain size analyses. Gillen began installing sheet piling at Parcel 424 near the railroad and KK Avenue bridges. The CDF dewatering pumps were in operation for 5 hours. The air curtain remained in continuous operation. Turbidity readings at the monitoring stations averaged 11.9 NTUs upstream and 4.0 NTUs downstream.

**September 3rd (Thursday)** - Clean-up dredging continued in RMU 2. The 600, 1000 and 800 CY scows were each offloaded once at the CDF for an estimated offloaded volume of 1,488 cubic yards. CH2M HILL and Coleman Engineering completed confirmation samples from parts of RMU3 and RMU4. Gillen continued installing sheet piling at Parcel 424 near the railroad and KK Avenue bridges. The CDF dewatering pumps were in operation for 9 hours. The air curtain remained in continuous operation. Turbidity readings at the monitoring stations averaged 9.7 NTUs upstream and 2.1 NTUs downstream.

**September 4th (Friday)** - Dredging activities were suspended in RMU2 for the holiday weekend. The CDF crew worked until approximately 1000, and offloaded the 600 CY scow. The CDF pumps were operational for 3 hours. Gillen finished driving sheets in Parcel 424 and then removed their equipment from KK Avenue to allow for roadway opening for the weekend. Turbidity readings at the monitoring stations averaged 11.0 NTUs upstream and 5.3 NTUs downstream.

**September 5th (Saturday)** - No work was performed on this date.

**September 6th (Sunday)** - No work was performed on this date.

### **PCB Sample Results**

---

All PCB sample results of water at the CDF to date continue to be non-detect.

### **Identified Issues / Proposed Resolutions**

---

None

### **Planned Activities Next Week**

---

- Continue discharging water from the CDF.
- Continue final dredging in RMU3 and initiate final dredging in RMU4.
- Continue to transfer the sediment into the CDF.
- Continue discharging water from the CDF.



Gillen driving sheet pile at Parcel 424

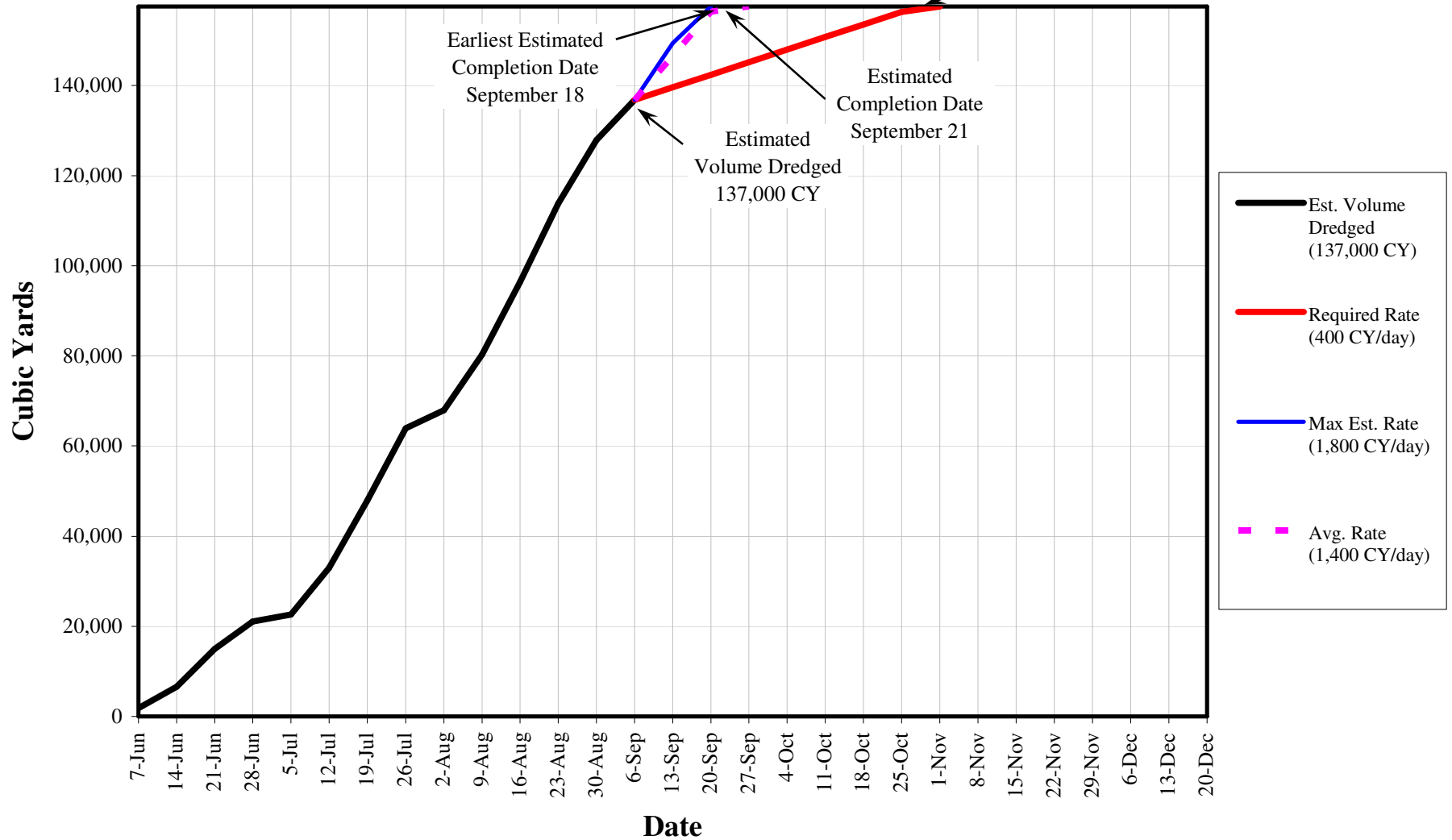


August 31 through September 6, 2009

# KK River Sediment Removal Production Tracking

Project Volume = 157,500 CY (adjusted)

Subcontract  
Completion Date  
October 28



**Appendix E**  
**Air Bubble Curtain Monitoring Data**

---

**Ryba Air Curtain Data**  
**Kinnickinnic River Sediment Remediation Project**

Date	Difference in NTUs*	Data from flowmeter	
		Direction	Magnitude
7/6/2009	8.3		
7/7/2009	10.8		
7/8/2009	11.6		
7/9/2009	13		
7/10/2009	30.5		
7/11/2009	17.4		
7/12/2009	20		
7/13/2009	23.2		
7/14/2009	21.6		
7/15/2009	17		
7/16/2009	15.8		
7/17/2009	12.8		
7/18/2009	27.3		
7/19/2009	52.3		
7/20/2009	24.4		
7/21/2009	21		
7/22/2009	13.02		
7/23/2009	27.6		
7/24/2009	16.5		
7/25/2009	13.33		
7/26/2009	16.64		
7/27/2009	14.1		
7/28/2009	11.2		
7/29/2009	NR		
7/30/2009	NR		
7/31/2009	NR		
8/1/2009	NR		
8/2/2009	NR		
8/3/2009	NR		
8/4/2009	9	W	0.31
8/5/2009	18.48	E	0.27
8/6/2009	18.8	E	0.35
8/7/2009	6.8	W	0.21
8/8/2009	20.8	E	0.24
8/9/2009	12.4	E	0.41
8/10/2009	NR		
8/11/2009	25.5	E	0.11
8/12/2009	36.1	E	0.05
8/13/2009	32.7	E	0.02
8/14/2009	57.8	E	0.07
8/15/2009	12.3	W	0.02
8/16/2009	14.8	E	0.31
8/17/2009	NR		
8/18/2009	3.2	E	0.27
8/19/2009	19	E	0.05
8/20/2009	109.7		
8/21/2009	11.7	E	0.05

**Ryba Air Curtain Data**  
**Kinnickinnic River Sediment Remediation Project**

Date	Difference in NTUs*	Data from flowmeter	
		Direction	Magnitude
8/22/2009	5.3	E	0.14
8/23/2009	46.3	E	0.26
8/24/2009	34.5	E	0.31
8/25/2009	NR		
8/26/2009	85.7	E	0.43
8/27/2009	14.2	E	0.03
8/28/2009	NR		
8/29/2009	14.9	E	0.37
8/30/2009	27.3	E	0.23
8/31/2009	30.8	W	0.09
9/1/2009	21.6	E	0.49
9/2/2009	24.6	W	0.16
9/3/2009	16.79	W	0.21
9/4/2009	31.3	E	0.14
9/5/2009	NR		
9/6/2009	NR		
9/7/2009	NR		
9/8/2009	NR		
9/9/2009	11.26	W	0.07
9/10/2009	5.6	W	0.04
9/11/2009	11.5	E	0.18
9/12/2009	14.75	E	0.14
9/13/2009	60.63	E	0.04
9/14/2009	34	E	0.07
9/15/2009	26.1	W	0.06
9/16/2009	9.3	W	0.08
9/17/2009	53	E	0.03
9/18/2009	32.2	E	0.12
9/19/2009	19.8	W	0.26
9/20/2009	71.1	E	0.19
9/21/2009	NR		
9/22/2009	NR		
9/23/2009	NR		

min 3.2  
max 109.7  
average 24.6

Percentage of time flow is out to lake: 72%  
Percentage of time flow is in from lake: 28%

Note: Flowmeter obtained August 4, 2009  
NR - not recorded

\* The difference in NTUs is between two points.  
The first point is 30 feet west of the air curtain.  
The second point is in front of Barnacle Buds,  
which is 500 feet downstream of the air curtain.



Appendix F  
**KK River Bridges Scour Analysis Report,  
Riprap Placement Drawings, and  
Canadian Pacific Railway Bridge Scour  
Protection Structure Drawings**

---

---

*Becher Street, S. 1<sup>st</sup> Street, and  
Kinnickinnic Avenue Bridge Scour Analyses*

# **Kinnickinnic River Sediment Remediation Project**

**Milwaukee County, Wisconsin**

April 2009

Prepared by

**CH2MHILL**

135 S. 84th Street  
Suite 325  
Milwaukee, WI 53227

# Contents

<b>Contents.....</b>	<b>iii</b>
<b>1. Introduction.....</b>	<b>1</b>
1.1 Purpose and Need .....	1
<b>2. Bridge History .....</b>	<b>1</b>
2.1 Becher Street Bridge .....	1
2.2 S. 1st Street Bridge .....	1
2.3 Kinnickinnic Avenue Bridge.....	2
<b>3. Previous Scour Analysis.....</b>	<b>2</b>
3.1 Becher Street Bridge .....	2
3.2 S. 1st Street Bridge .....	2
3.3 Kinnickinnic Avenue Bridge.....	3
<b>4. Methods.....</b>	<b>3</b>
<b>5. Scour Analysis Results .....</b>	<b>3</b>
5.1 Becher Street Bridge .....	3
5.2 S. 1st Street Bridge .....	4
5.3 Kinnickinnic Avenue Bridge.....	5
<b>6. Scour Analysis Comparison .....</b>	<b>6</b>
6.1 Becher Street Bridge .....	6
6.2 S. 1st Street Bridge .....	7
6.3 Kinnickinnic Avenue Bridge.....	7
<b>7. Discussion.....</b>	<b>7</b>
<b>8. Conclusions .....</b>	<b>8</b>
8.1 Becher Street Bridge .....	8
8.2 S. 1 <sup>st</sup> Street Bridge .....	8
8.3 Kinnickinnic Avenue Bridge.....	9

## Tables

<b>Table 1.....</b>	<b>2</b>
Becher Street Scour Analysis Results (1997) .....	2
<b>Table 2.....</b>	<b>3</b>
S.1st Street Scour Analysis Results (1997) .....	3
<b>Table 3.....</b>	<b>4</b>
Becher Street Scour Analysis Results (Scenario 1, 2009) .....	4
<b>Table 4.....</b>	<b>4</b>
Becher Street Scour Analysis Results (Scenario 2, 2009) .....	4
<b>Table 5.....</b>	<b>5</b>
S. 1st Street Scour Analysis Results (Scenario 1, 2009) .....	5
<b>Table 6.....</b>	<b>5</b>
S. 1st Street Scour Analysis Results (Scenario 2, 2009) .....	5
<b>Table 7.....</b>	<b>5</b>
Kinnickinnic Avenue Scour Analysis Results (Scenario 1, 2009).....	5
<b>Table 8.....</b>	<b>6</b>
Kinnickinnic Avenue Scour Analysis Results(Scenario 2, 2009).....	6
<b>Table 9.....</b>	<b>6</b>

Becher Street Bridge Scour Analysis Comparison.....	6
<b>Table 10</b> .....	<b>7</b>
S. 1st Street Scour Analysis Comparison .....	7
<b>Figure B-1</b> .....	<b>1</b>
Becher Street Bridge Physical Characteristics .....	1
<b>Figure B-2</b> .....	<b>2</b>
S. 1st Street Bridge Physical Characteristics .....	2
<b>Figure B-3</b> .....	<b>3</b>
Kinnickinnic Avenue Bridge Physical Characteristics. ....	3
<b>Figure C-1</b> .....	<b>1</b>
Becher Street Bridge Scour Analysis Scenario 1 .....	1
<b>Figure C-2</b> .....	<b>1</b>
Becher Street Bridge Scour Analysis Scenario 2 .....	1
<b>Figure C-3</b> .....	<b>2</b>
S. 1st Street Bridge Scour Analysis Scenario 1 .....	2
<b>Figure C-4</b> .....	<b>2</b>
S. 1st Street Bridge Scour Analysis Scenario 2 .....	2
<b>Figure C-5</b> .....	<b>3</b>
Kinnickinnic Avenue Bridge Scour Analysis Scenario 1.....	3
<b>Figure C-6</b> .....	<b>3</b>
Kinnickinnic Avenue Bridge Scour Analysis Scenario 2.....	3

**Appendixes**

- A Site Location Map
- B Physical Characteristics of Bridges
- C Scour Analysis Figures

# 1. Introduction

Representatives of CH2M HILL, the U.S. Environmental Protection Agency (USEPA), the Wisconsin Department of Natural Resources (WDNR), the Port of Milwaukee, and the City of Milwaukee (“City”) participated in a meeting on January 21, 2009. There were a variety of topics discussed, but one issue in particular involved the proximity and depth of dredging near the city-owned bridges. The existing plan is to dredge to within 10 feet of bridge abutments and down to a channel elevation of 557.5 feet International Great Lakes Datum 1985 (IGLD85). The bottom channel dredge elevation at the downstream part of the project area is currently planned to be 560.5 feet IGLD85, but might be lowered to 557.5 feet IGLD85 to maintain a consistent channel level.

There are three City-owned bridges in the vicinity of the part of the Kinnickinnic River to be dredged. The Becher Street Bridge is located at the upstream end of the project area. Dredging will not occur beneath this bridge, but will commence approximately 15 feet downstream. The S. 1st Street Bridge is located in the middle of the project area, and the South Kinnickinnic Avenue Bridge is located at the downstream end of the project area. Both the S. 1st Street Bridge and the South Kinnickinnic Avenue Bridge are double-leaf bascule bridges. A rotating railroad bridge owned by Canadian Pacific Railway (CP) is also present in the project area just upstream of the South Kinnickinnic Avenue Bridge.

During discussions with the City, the City questioned how the proposed dredging project might affect the city bridges. It was agreed by all parties present at the meeting that the completion of a scour analysis by CH2M HILL would assist in this evaluation.

## 1.1 Purpose and Need

This scour report presents the methods used in determining scour potential at the Becher Street Bridge, S. 1st Street Bridge, and Kinnickinnic Avenue Bridge and provides results of each analysis (a site location map of the bridges is included in Appendix A). Each scour analysis determines scour potential for each of the bridges during a 100-year storm event. If an individual analysis reveals scour potential that may affect the integrity of a bridge abutment or pier, scour protection may be warranted.

# 2. Bridge History

## 2.1 Becher Street Bridge

The Becher Street Bridge is located in Section 5, Township 6N, Range 22E in the City of Milwaukee, Milwaukee County, Wisconsin. The bridge was built on Becher Street in 1967 and spans approximately 300 feet across the Kinnickinnic River.

## 2.2 S. 1st Street Bridge

The S. 1st Street Bridge is located in Section 5, Township 6N, Range 22E in the City of Milwaukee, Milwaukee County, Wisconsin. The bridge was built on S. 1st Street in 1955 and spans approximately 300 feet across the Kinnickinnic River.



## 2.3 Kinnickinnic Avenue Bridge

The Kinnickinnic Avenue Bridge is located in Section 4, Township, 6N, Range 22 in the City of Milwaukee, Milwaukee County, Wisconsin. The bridge was built on Kinnickinnic Avenue in the late 1990s and spans approximately 300 feet across the Kinnickinnic River.

The physical characteristics of the above listed three bridges are presented in Appendix B.

## 3. Previous Scour Analysis

Previous scour analyses were performed on the Becher Street Bridge and S. 1st Street Bridge in 1997 by Ayers and Associates for the City of Milwaukee (1997 Analysis). The results from these analyses will be compared to the current analyses performed by CH2M HILL (2009 Analysis).

### 3.1 Becher Street Bridge

A scour analysis and report entitled *Scour Evaluation Report, Bridge No. P-40-794, W. Becher Street Over Kinnickinnic River in Milwaukee, Wisconsin* was completed in 1997 by Ayres Associates for the City of Milwaukee. The Becher Street Bridge scour analysis was run using a 100-storm discharge of 7,000 cubic feet per second (cfs), a  $D_{50}$  of 0.085 millimeters (mm) and a  $D_{90}$  of 0.40 mm (“ $D_{50}$ ” refers to a particle size of which 50 percent of the material by weight is finer). Results from this analysis are shown in Table 1.

**TABLE 1**  
Becher Street Scour Analysis Results (1997)

Element	Long Term Scour (ft)	Contraction Scour (ft)	Local Scour (ft)	Total Scour Depth (ft)	Total Scour Width (ft)
Left Abutment	0 <sup>1</sup>	12.7 <sup>1</sup>	21.2 <sup>1</sup>	33.9 <sup>1</sup>	85.0 <sup>1</sup>
Right Abutment	0 <sup>1</sup>	12.7 <sup>1</sup>	6.5 <sup>1</sup>	19.2 <sup>1</sup>	26.0 <sup>1</sup>
Pier No. 1	0	12.7	4.3	17.0	17.0
Pier No. 2	0	12.7	4.3	17.0	17.0

### 3.2 S. 1st Street Bridge

A scour analysis and report entitled *Scour Evaluation Report, Bridge No. P-40-830, S. First Street Over Kinnickinnic River in Milwaukee, Wisconsin* was completed in 1997 by Ayres Associates for the City of Milwaukee. The S. 1st Street Bridge scour analysis was also run using a 100-storm discharge of 7,000 cfs, a  $D_{50}$  of 0.085 mm and a  $D_{90}$  of 0.40 mm. Results from this analysis are shown in Table 2.

<sup>1</sup> Although scour depths and elevations were calculated in the 1997 and 2009 Hydrologic Engineering Center – River Analysis System (HEC-RAS) models for the Becher Street Bridge abutments, in actuality, they are protected from scour by riprap and the numbers reflect scour potential if the riprap were not present.

**TABLE 2**  
S.1st Street Scour Analysis Results (1997)

Element	Long Term Scour (ft)	Contraction Scour (ft)	Local Scour (ft)	Total Scour Depth (ft)	Total Scour Width (ft)
Left Abutment	0	16.9	0	16.9	146
Right Abutment	0	16.9	0	16.9	146
Pier No. 1	0	16.9	32.1	49.0	167

### 3.3 Kinnickinnic Avenue Bridge

A previous scour analysis was not available for the Kinnickinnic Avenue Bridge.

## 4. Methods

The 2009 bridge scour analysis was performed using a Hydrologic Engineering Center – River Analysis System (HEC-RAS) hydraulic model of the Kinnickinnic River, which was obtained from the Southeastern Wisconsin Regional Planning Commission (SEWRPC) to use as a baseline model (SEWRPC Model) for the scour analysis. The SEWRPC Model contained Kinnickinnic River cross-sections and bridge cross-sections within an approximate 8-mile stretch of the Kinnickinnic River. Kinnickinnic River and bridge cross-sections relevant to the project area were used to develop the new bridge scour model (CH2M HILL Model) performed by CH2M HILL. Elevations used for the CH2M HILL model were adjusted from IGLD 85 to the National Geodetic Vertical Datum 1929 used by SEWRPC in the baseline model. All elevations used in this report are in IGLD85.

The 100-year storm discharge value used for the following scour analyses was obtained from the existing SEWRPC model. The soils data was obtained from subsurface investigations performed in 2002 of the Kinnickinnic River. The soils report documenting the results is entitled the *Report of: Subsurface Investigation for Kinnickinnic River, Milwaukee, Wisconsin*. This report was prepared for the U.S. Army Corps of Engineers, Detroit District, by Coleman Engineering. Each bridge location had a separate soil boring in which the  $D_{50}$  and  $D_{95}$  were determined. The soil particle size used for the analysis of each bridge was based on  $D_{50}$  and  $D_{95}$  particle sizes at the proposed dredge depth.

## 5. Scour Analysis Results

### 5.1 Becher Street Bridge

The Becher Street Bridge scour analysis, Scenario 1, was run using a 100-year storm discharge of 10,500 cfs, a  $D_{50}$  of 0.55 mm, and a  $D_{95}$  of 3.7 mm for an elevation of 556.5 feet IGLD85 (this includes overdredge) throughout the upper part of the reach, increasing to 559.5 feet IGLD85 (this includes overdredge) just upstream of the Kinnickinnic River Bridge. Table 3 presents the results from this analysis.

**TABLE 3**  
Becher Street Scour Analysis Results (Scenario 1, 2009)

Element	Long Term Scour (ft)	Contraction Scour (ft)	Local Scour (ft)	Total Scour Depth (ft)	Dredge Elevation (IGLD85)	Scour Depth Elevation (IGLD85)	Total Scour Width (ft)
Left Abutment	0 <sup>1</sup>	10.1 <sup>1</sup>	42.9 <sup>1</sup>	53.0 <sup>1</sup>	564 <sup>2</sup>	511 <sup>1</sup>	106 <sup>1</sup>
Right Abutment	0 <sup>1</sup>	10.1 <sup>1</sup>	40.5 <sup>1</sup>	50.6 <sup>1</sup>	564 <sup>2</sup>	513 <sup>1</sup>	101 <sup>1</sup>
Pier No. 1	0	10.1	3.6	13.7	557 <sup>2</sup>	543	54.9
Pier No. 2	0	10.1	3.6	13.7	557 <sup>2</sup>	543	54.9

The Becher Street Bridge scour analysis, Scenario 2, was run using a 100-year storm discharge of 10,500 cfs, a D<sub>50</sub> of 0.55 mm, and a D<sub>95</sub> of 3.7 mm for an elevation of 556.5 feet IGLD85 (this includes overdredge) throughout the entire reach. Table 4 presents the results from this analysis.

**TABLE 4**  
Becher Street Scour Analysis Results (Scenario 2, 2009)

Element	Long Term Scour (ft)	Contraction Scour (ft)	Local Scour (ft)	Total Scour Depth (ft)	Dredge Elevation (IGLD85)	Scour Depth Elevation (IGLD85)	Total Scour Width (ft)
Left Abutment	0 <sup>1</sup>	10.5 <sup>1</sup>	43.6 <sup>1</sup>	54.1 <sup>1</sup>	564 <sup>2</sup>	510 <sup>1</sup>	108 <sup>1</sup>
Right Abutment	0 <sup>1</sup>	10.5 <sup>1</sup>	41.2 <sup>1</sup>	51.8 <sup>1</sup>	564 <sup>2</sup>	512 <sup>1</sup>	104 <sup>1</sup>
Pier No. 1	0	10.5	3.6	14.1	557 <sup>2</sup>	543	56.6
Pier No. 2	0	10.5	3.6	14.1	557 <sup>2</sup>	543	56.6

## 5.2 S. 1st Street Bridge

The S. 1st Street Bridge scour analysis was run using a 100-year storm discharge of 10,500 cfs, a D<sub>50</sub> of 0.016 mm, and a D<sub>95</sub> of 0.18 mm for an elevation of 556.5 feet IGLD85 (this includes overdredge) throughout the upper part of the reach, increasing to 559.5 feet IGLD85 (this includes overdredge) just upstream of the Kinnickinnic River Bridge. Table 5 presents the results from this analysis.

<sup>1</sup> Although scour depths and elevations were calculated in the 1997 and 2009 HEC-RAS models for the Becher Street Bridge abutments, in actuality they are protected from scour by riprap and the numbers reflect scour potential if the riprap were not present.

<sup>2</sup> Dredging is not occurring beneath the Becher Street Bridge; however, headcutting has conservatively been assumed to extend upstream underneath the bridge equal to the depth of the maximum dredge cut.

**TABLE 5**  
S. 1st Street Scour Analysis Results (Scenario 1, 2009)

Element	Long Term Scour (ft)	Contraction Scour (ft)	Local Scour (ft)	Total Scour Depth (ft)	Dredge Elevation (IGLD85)	Scour Depth Elevation (IGLD85)	Total Scour Width (ft)
Left Abutment	0	11.7	30.5	42.2	570	538	84.3
Right Abutment	0	11.7	24.0	35.7	560 <sup>1</sup>	524	71.5
Pier No. 1	0	11.7	28.5	40.2	560 <sup>1</sup>	520	161

The S. 1st Street Bridge scour analysis was run using a 100-year storm discharge of 10,500 cfs, a D<sub>50</sub> of 0.016 mm, and a D<sub>95</sub> of 0.18 mm for an elevation of 556.5 feet IGLD85 (this includes overdredge) throughout the entire reach. Table 6 presents the results from this analysis.

**TABLE 6**  
S. 1st Street Scour Analysis Results (Scenario 2, 2009)

Element	Long Term Scour (ft)	Contraction Scour (ft)	Local Scour (ft)	Total Scour Depth (ft)	Dredge Elevation (IGLD85)	Scour Depth Elevation (IGLD85)	Total Scour Width (ft)
Left Abutment	0	11.6	30.3	41.8	570	538	83.7
Right Abutment	0	11.6	23.8	35.4	560 <sup>1</sup>	525	70.8
Pier No. 1	0	11.6	28.6	40.2	560 <sup>1</sup>	520	161

### 5.3 Kinnickinnic Avenue Bridge

The Kinnickinnic Avenue Bridge scour analysis was run using a 100-year storm discharge of 11,300 cfs, a D<sub>50</sub> of 0.35 mm, and a D<sub>95</sub> of 17.0 mm for an elevation of 556.5 feet IGLD85 (this includes overdredge) throughout the upper part of the reach, increasing to 559.5 feet IGLD85 (this includes overdredge) just upstream of the Kinnickinnic River Bridge. Table 7 presents the results from this analysis.

**TABLE 7**  
Kinnickinnic Avenue Scour Analysis Results (Scenario 1, 2009)

Element	Long Term Scour (ft)	Contraction Scour (ft)	Local Scour (ft)	Total Scour Depth (ft)	Dredge Elevation (IGLD85)	Scour Depth Elevation (IGLD85)	Total Scour Width (ft)
Left Abutment	0	0.0	39.8	39.8	563 <sup>1</sup>	523	79.5
Right Abutment	0	0.0	45.5	45.5	563 <sup>1</sup>	517	91.1

<sup>1</sup> Dredge elevation is estimated to be approximately 3 feet higher than the channel bottom elevation because dredging will not be done within 10 feet of the piers and abutments, and the long-term slope of the sediment will be approximately 3:1 (H:V).

The Kinnickinnic Avenue Bridge scour analysis was run using a 100-year storm discharge of 11,300 cfs, a  $D_{50}$  of 0.35 mm, and a  $D_{95}$  of 17.0 mm for an elevation of 556.5 feet IGLD85 (this includes overdredge) throughout the entire reach. Table 8 presents the results from this analysis.

**TABLE 8**  
Kinnickinnic Avenue Scour Analysis Results(Scenario 2, 2009)

Element	Long Term Scour (ft)	Contraction Scour (ft)	Local Scour (ft)	Total Scour Depth (ft)	Dredge Elevation (IGLD85)	Scour Depth Elevation (IGLD85)	Total Scour Width (ft)
Left Abutment	0	0.0	41.2	41.2	560 <sup>1</sup>	519	82.5
Right Abutment	0	0.0	46.8	46.8	560 <sup>1</sup>	513	93.6

Figures showing scour analysis for each of the scenarios are provided in Appendix C.

## 6. Scour Analysis Comparison

The 1997 analysis for both of the Becher Street and S. 1<sup>st</sup> Street bridges was compared to the 2009 analysis run using a discharge of 7,000 cfs, a dredge depth of 556.5 feet IGLD85 throughout the channel, and the same sediment particle sizes used in the 1997 analysis. This was done in an attempt to isolate the effects that dredging alone would have on the scour potential for each bridge. Tables 9 and 10 present a side-by-side comparison of these analyses.

### 6.1 Becher Street Bridge

Table 9 presents the Becher Street Bridge scour analysis comparison.

**TABLE 9**  
Becher Street Bridge Scour Analysis Comparison

Element	Long Term Scour (ft)		Contraction Scour (ft)		Local Scour (ft)		Total Scour Depth (ft)		Dredge Elevation (IGLD85)		Scour Depth Elevation (IGLD85)		Total Scour Width (ft)	
	1997	2009	1997	2009	1997	2009	1997	2009	1997	2009	1997	2009	1997	2009
Left Abutment	0 <sup>2</sup>	0 <sup>2</sup>	12.7 <sup>2</sup>	11.4 <sup>2</sup>	21.2 <sup>2</sup>	40.0 <sup>2</sup>	33.9 <sup>2</sup>	51.4 <sup>2</sup>	572	564 <sup>3</sup>	538 <sup>2</sup>	513 <sup>2</sup>	85.0 <sup>2</sup>	103 <sup>2</sup>
Right Abutment	0 <sup>2</sup>	0 <sup>2</sup>	12.7 <sup>2</sup>	11.4 <sup>2</sup>	6.5 <sup>2</sup>	38.1 <sup>2</sup>	19.2 <sup>2</sup>	49.6 <sup>2</sup>	573	564 <sup>3</sup>	554 <sup>2</sup>	514 <sup>2</sup>	26.0 <sup>2</sup>	99.1 <sup>2</sup>
Pier No. 1	0	0	12.7	11.5	4.3	3.3	17.0	14.8	570	557 <sup>3</sup>	553	542	17.0	59.2

<sup>1</sup> Dredge elevation is estimated to be approximately 3 feet higher than the channel bottom elevation because dredging will not be done within 10 feet of the piers and abutments, and the long-term slope of the sediment will be approximately 3:1 (H:V).

<sup>2</sup> Although scour depths and elevations were calculated in the 1997 and 2009 HEC-RAS models for the Becher Street Bridge abutments, in actuality they are protected from scour by riprap and the numbers reflect scour potential if the riprap were not present.

<sup>3</sup> Dredging is not occurring beneath the Becher Street Bridge; however, headcutting has conservatively been assumed to extend upstream underneath the bridge equal to the depth of the maximum dredge cut.



**TABLE 9**  
Becher Street Bridge Scour Analysis Comparison

Element	Long Term Scour (ft)		Contraction Scour (ft)		Local Scour (ft)		Total Scour Depth (ft)		Dredge Elevation (IGLD85)		Scour Depth Elevation (IGLD85)		Total Scour Width (ft)	
	1997	2009	1997	2009	1997	2009	1997	2009	1997	2009	1997	2009	1997	2009
Pier No. 2	0	0	12.7	11.5	4.3	3.3	17.0	14.8	574	557 <sup>3</sup>	557	542	17.0	59.2

## 6.2 S. 1st Street Bridge

The results of the scour analysis comparison for the S. 1st Street Bridge are shown in Table 10.

**TABLE 10**  
S. 1st Street Scour Analysis Comparison

Element	Long Term Scour (ft)		Contraction Scour (ft)		Local Scour (ft)		Total Scour Depth (ft)		Dredge Elevation (IGLD85)		Scour Depth Elevation (IGLD85)		Total Scour Width (ft)	
	1997	2009	1997	2009	1997	2009	1997	2009	1997	2009	1997	2009	1997	2009
Left Abutment	0	0	16.9	11.0	0	27.6	16.9	38.6	570	570 <sup>1</sup>	553	531	146	77.2
Right Abutment	0	0	16.9	11.0	0	22.6	16.9	33.5	567	560 <sup>1</sup>	550	527	146	67.1
Pier No. 1	0	0	16.9	11.0	32.1	24.2	49.0	35.2	560	560 <sup>1</sup>	511	525	167	141

## 6.3 Kinnickinnic Avenue Bridge

No previous scour analysis for the Kinnickinnic Avenue Bridge has been made available to CH2M HILL; therefore, no comparison to previous analyses can be made.

## 7. Discussion

Scour potential for the 2009 analyses are based on D<sub>50</sub> and D<sub>95</sub> of sediment samples taken at the approximate dredge elevation in borings closest to each bridge. In reality, the D<sub>50</sub> and D<sub>95</sub> will not remain constant throughout the entire scour depth.

The 2009 Becher Street Bridge scour analysis predicted a scour potential of up to 54 feet at the abutments; however, the Becher Street Bridge has riprap serving as scour protection along both abutments. Thus, scour is not anticipated around the abutments.

The 2009 S. 1st Street Bridge scour analysis predicted potential scour down to an elevation of 520 feet; however, based on the boring logs, there is a stiff clay soil at elevation 545.3 feet IGLD85. From the dredge elevation of 556.5 feet used in the model, there is approximately 11.2 feet of soft sediment that may be scoured away before the clay is encountered. It is

<sup>1</sup> Dredge elevation is estimated to be approximately 3 feet higher than the channel bottom elevation because dredging will not be done within 10 feet of the piers and abutments, and the long-term slope of the sediment will be approximately 3:1 (H:V).

anticipated that the maximum scour potential would not occur as the clay layer would act as a scour barrier.

The 2009 Kinnickinnic Avenue Bridge scour analysis predicted potential scour down to an elevation of 513 feet. Soil boring logs indicate primarily organic silt and sandy sediment down to an elevation of 531.3 feet IGLD85, where glacial tills comprised of stiff clay and silt were encountered. the soil boring stopped. It is anticipated that the maximum scour potential would not occur as the clay and silt layer would act as a scour barrier.

## **8. Conclusions**

The 2009 scour analyses were performed to determine to what extent the planned dredging of the Kinnickinnic River will impact the scour potential near the City-owned bridges. Secondly, the impact to scour potential due to a change in dredge elevation from 560.5 to 557.5 feet IGLD85 at the downstream end of the project was evaluated. A bridge-by-bridge evaluation follows.

### **8.1 Becher Street Bridge**

Although no dredging will occur beneath the Becher Street Bridge, it has been conservatively assumed that headcutting will occur and the post-dredge sediment elevations will extend upstream beneath the bridge. In actuality, if headcutting does occur, it will likely diminish somewhat before the bridge is reached. Also, both abutments of the bridge have been protected by riprap already, and potential scour calculated for these structures do not take this fact into account. Therefore, scour is unlikely to occur at all around the abutments.

Maximum potential scour depth at the piers was calculated to be 17 feet in 1997 and 15 feet in 2009 (using the 1997 flowrate and sediment particle sizes). Using the larger 100-year flowrate and location specific sediment particle size, maximum potential scour depth was determined to be 14 feet (the downstream dredge elevation made little difference). While the potential scour elevation was lower than the 1997 elevation due to headcutting (553 feet IGLD85 versus 542 feet IGLD85), the lack of change in magnitude of scour potential suggests that additional scour protection measures are unnecessary at the Becher Street Bridge.

### **8.2 S. 1<sup>st</sup> Street Bridge**

Post-dredge elevations at the S. 1<sup>st</sup> Street Bridge will be 570 at the left abutment and 560 at the right abutment and pier. Maximum potential scour depths at these three structures as calculated in 1997 were 17, 17, and 49 feet, respectively, and in 2009 (using the 1997 flowrate and sediment particle sizes) were 39, 34, and 35 feet, respectively. Potential scour elevations at these three structures as calculated in 1997 were 553, 550, and 511 feet IGLD85, respectively, and in 2009 (using the 1997 flowrate and sediment particle sizes) were 531, 527, and 525 feet IGLD85, respectively. While the potential scour elevations for the abutments are significantly lower due to the dredging work, the potential scour elevation for the pier is actually 14 feet higher. Using the larger 100-year flowrate and location specific sediment

particle size, the potential scour elevations were somewhat lower than using the 1997 parameters (538, 525, and 520 feet IGLD85, respectively), but the most critical potential scour at the pier was still less in magnitude than the 1997 calculation (2009 elevation of 520 feet IGLD85 versus 1997 elevation of 511 feet IGLD85). Therefore, it appears that the dredging project will not increase the most critical potential scour at the S. 1<sup>st</sup> Street Bridge.

### **8.3 Kinnickinnic Avenue Bridge**

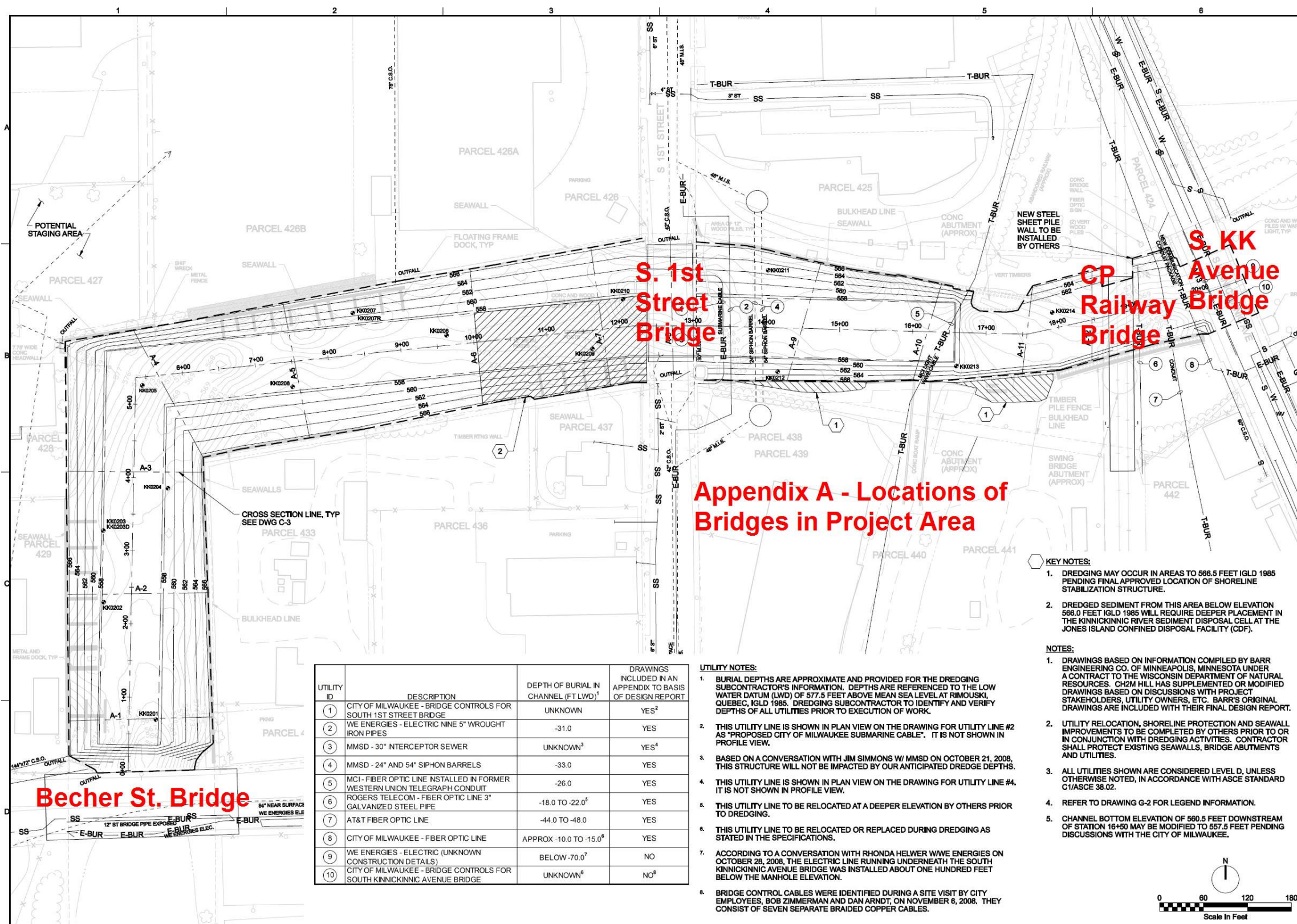
Post-dredge elevations at the Kinnickinnic Avenue Bridge will be 563 feet IGLD85 at the abutments with the 560 feet IGLD85 dredge elevation scenario and 560 feet IGLD85 with the 557 feet IGLD85 dredge elevation scenario. No previous scour analysis was provided to CH2M HILL for this bridge.

Maximum potential scour depths at the left and right abutments were calculated to be 40 and 46 feet, respectively, with the 560 feet IGLD85 dredge elevation scenario and 41 and 47 feet, respectively, with the 557 feet IGLD85 dredge elevation scenario. The potential scour elevations for the left and right abutments were calculated to be 523 and 517 feet IGLD85, respectively, with the 560 feet IGLD85 dredge scenario and 519 and 513 feet IGLD85, respectively, with the 557 feet IGLD85 dredge scenario. Although no previous scour analysis was available, the bridge itself had not been deemed scour critical according to a conversation with Jeff Dellemann with the City of Milwaukee. At these potential scour depths, it likely is scour critical.

It appears that the dredging project will impact the scour potential at the Kinnickinnic Avenue bridge significantly, regardless of the downstream dredge depth. Therefore, the 557 feet IGLD85 dredge depth scenario can be used, and implementation of scour protection measures after dredging, most likely in the form of riprap armoring, appears justified.

**Appendix A**  
**Site Location Map**

---




## Appendix A - Locations of Bridges in Project Area

UTILITY ID	DESCRIPTION	DEPTH OF BURIAL IN CHANNEL (FT LWD) <sup>1</sup>	DRAWINGS INCLUDED IN AN APPENDIX TO BASIS OF DESIGN REPORT
1	CITY OF MILWAUKEE - BRIDGE CONTROLS FOR SOUTH 1ST STREET BRIDGE	UNKNOWN	YES <sup>2</sup>
2	WE ENERGIES - ELECTRIC NINE 5" WROUGHT IRON PIPES	-31.0	YES
3	MMSD - 30" INTERCEPTOR SEWER	UNKNOWN <sup>3</sup>	YES <sup>4</sup>
4	MMSD - 24" AND 54" SIPHON BARRELS	-33.0	YES
5	MC1 - FBER OPTIC LINE INSTALLED IN FORMER WESTERN UNION TELEGRAPH CONDUIT	-26.0	YES
6	ROGERS TELECOM - FBER OPTIC LINE 3" GALVANIZED STEEL PIPE	-18.0 TO -22.0 <sup>5</sup>	YES
7	AT&T FIBER OPTIC LINE	-44.0 TO -48.0	YES
8	CITY OF MILWAUKEE - FBER OPTIC LINE	APPROX -10.0 TO -15.0 <sup>6</sup>	YES
9	WE ENERGIES - ELECTRIC (UNKNOWN CONSTRUCTION DETAILS)	BELOW -70.0 <sup>7</sup>	NO
10	CITY OF MILWAUKEE - BRIDGE CONTROLS FOR SOUTH KINNICKINNIC AVENUE BRIDGE	UNKNOWN <sup>8</sup>	NO <sup>8</sup>

- UTILITY NOTES:**
- BURIAL DEPTHS ARE APPROXIMATE AND PROVIDED FOR THE DREDGING SUBCONTRACTOR'S INFORMATION. DEPTHS ARE REFERENCED TO THE LOW WATER DATUM (LWD) OF 577.5 FEET ABOVE MEAN SEA LEVEL AT RIMOUSKI, QUEBEC, IGLD 1985. DREDGING SUBCONTRACTOR TO IDENTIFY AND VERIFY DEPTHS OF ALL UTILITIES PRIOR TO EXECUTION OF WORK.
  - THIS UTILITY LINE IS SHOWN IN PLAN VIEW ON THE DRAWING FOR UTILITY LINE #2 AS "PROPOSED CITY OF MILWAUKEE SUBMARINE CABLE". IT IS NOT SHOWN IN PROFILE VIEW.
  - BASED ON A CONVERSATION WITH JIM SIMMONS W/ MMSD ON OCTOBER 21, 2008, THIS STRUCTURE WILL NOT BE IMPACTED BY OUR ANTICIPATED DREDGE DEPTHS.
  - THIS UTILITY LINE IS SHOWN IN PLAN VIEW ON THE DRAWING FOR UTILITY LINE #4. IT IS NOT SHOWN IN PROFILE VIEW.
  - THIS UTILITY LINE TO BE RELOCATED AT A DEEPER ELEVATION BY OTHERS PRIOR TO DREDGING.
  - THIS UTILITY LINE TO BE RELOCATED OR REPLACED DURING DREDGING AS STATED IN THE SPECIFICATIONS.
  - ACCORDING TO A CONVERSATION WITH RHONDA HELWER W/WE ENERGIES ON OCTOBER 28, 2008, THE ELECTRIC LINE RUNNING UNDERNEATH THE SOUTH KINNICKINNIC AVENUE BRIDGE WAS INSTALLED ABOUT ONE HUNDRED FEET BELOW THE MANHOLE ELEVATION.
  - BRIDGE CONTROL CABLES WERE IDENTIFIED DURING A SITE VISIT BY CITY EMPLOYEES, BOB ZIMMERMAN AND DAN ARNDT, ON NOVEMBER 6, 2008. THEY CONSIST OF SEVEN SEPARATE BRAIDED COPPER CABLES.

- KEY NOTES:**
- DREDGING MAY OCCUR IN AREAS TO 566.5 FEET IGLD 1985 PENDING FINAL APPROVED LOCATION OF SHORELINE STABILIZATION STRUCTURE.
  - DREDGED SEDIMENT FROM THIS AREA BELOW ELEVATION 566.0 FEET IGLD 1985 WILL REQUIRE DEEPER PLACEMENT IN THE KINNICKINNIC RIVER SEDIMENT DISPOSAL CELL AT THE JONES ISLAND CONFINED DISPOSAL FACILITY (CDF).
- NOTES:**
- DRAWINGS BASED ON INFORMATION COMPILED BY BARR ENGINEERING CO. OF MINNEAPOLIS, MINNESOTA UNDER A CONTRACT TO THE WISCONSIN DEPARTMENT OF NATURAL RESOURCES. CH2M HILL HAS SUPPLEMENTED OR MODIFIED DRAWINGS BASED ON DISCUSSIONS WITH PROJECT STAKEHOLDERS, UTILITY OWNERS, ETC. BARR'S ORIGINAL DRAWINGS ARE INCLUDED WITH THEIR FINAL DESIGN REPORT.
  - UTILITY RELOCATION, SHORELINE PROTECTION AND SEAWALL IMPROVEMENTS TO BE COMPLETED BY OTHERS PRIOR TO OR IN CONJUNCTION WITH DREDGING ACTIVITIES. CONTRACTOR SHALL PROTECT EXISTING SEAWALLS, BRIDGE ABUTMENTS AND UTILITIES.
  - ALL UTILITIES SHOWN ARE CONSIDERED LEVEL D, UNLESS OTHERWISE NOTED, IN ACCORDANCE WITH ASCE STANDARD C1/ASCE 38.02.
  - REFER TO DRAWING G-2 FOR LEGEND INFORMATION.
  - CHANNEL BOTTOM ELEVATION OF 560.5 FEET DOWNSTREAM OF STATION 16+50 MAY BE MODIFIED TO 557.5 FEET PENDING DISCUSSIONS WITH THE CITY OF MILWAUKEE.



	BY	APVD	RC STRYKER
	REVISION	CHK	RC BAYER
	DR	JM HOLMQUIST	RC STRYKER
	NO. DATE	DSGN	RC STRYKER
SEDIMENT REMEDIATION PROJECT KINNICKINNIC RIVER U.S. ENVIRONMENTAL PROTECTION AGENCY MILWAUKEE, WISCONSIN			
<b>CH2MHILL</b> CIVIL DREDGING AND UTILITIES PLAN			
VERIFY SCALE BAR IS ONE INCH ON ORIGINAL DRAWING.			
DATE	JANUARY 2009		
PROJ	363841		
DWG	C-2		
SHEET	4		



Appendix B  
**Physical Characteristics of Bridges**

---

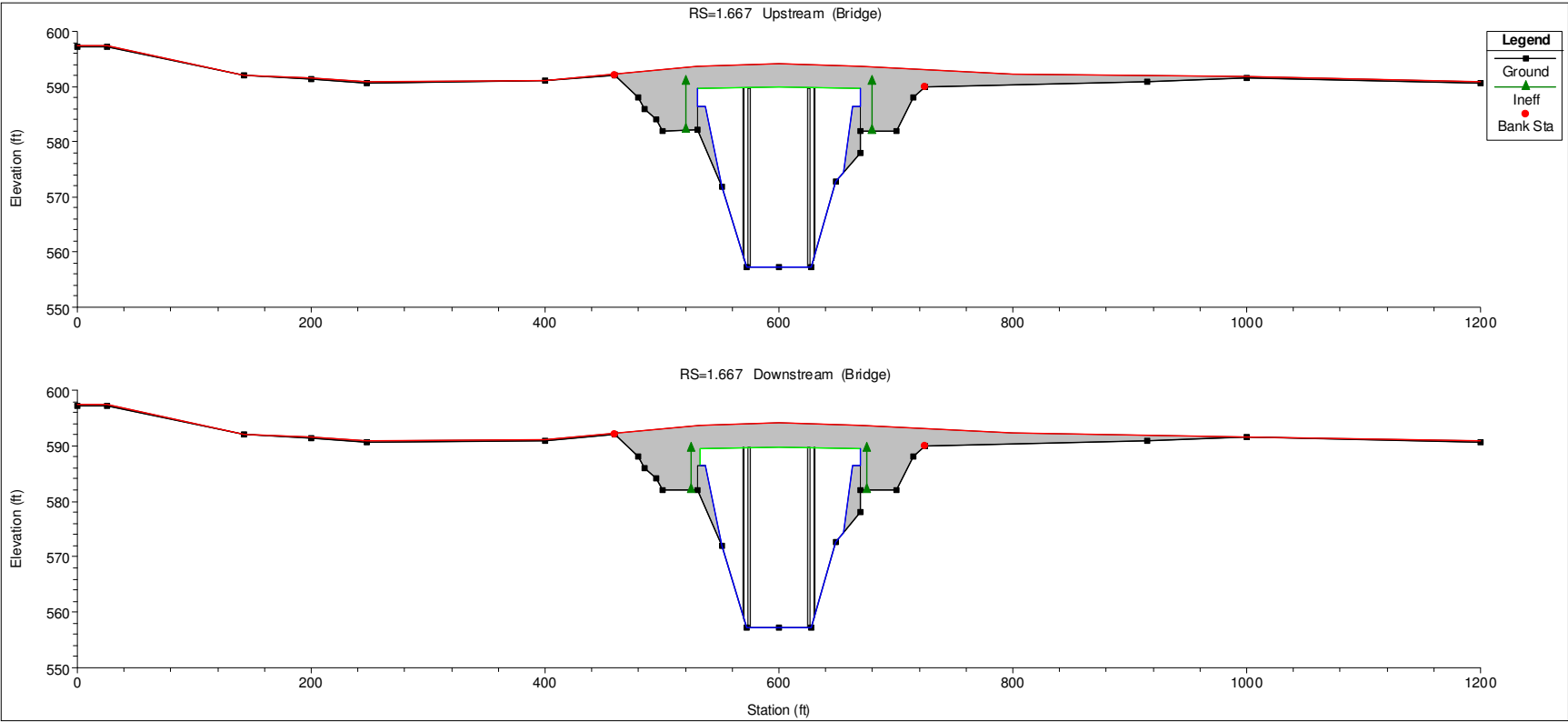
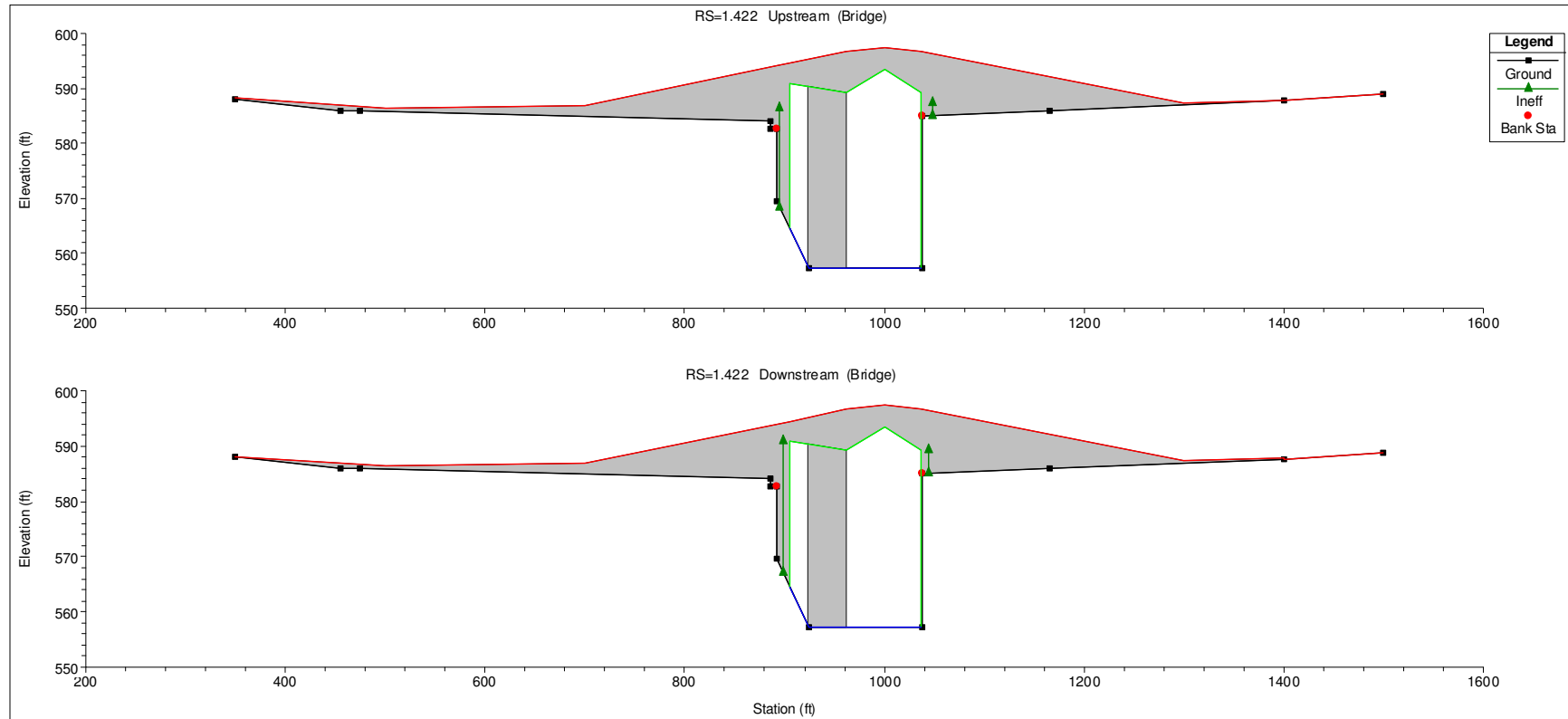
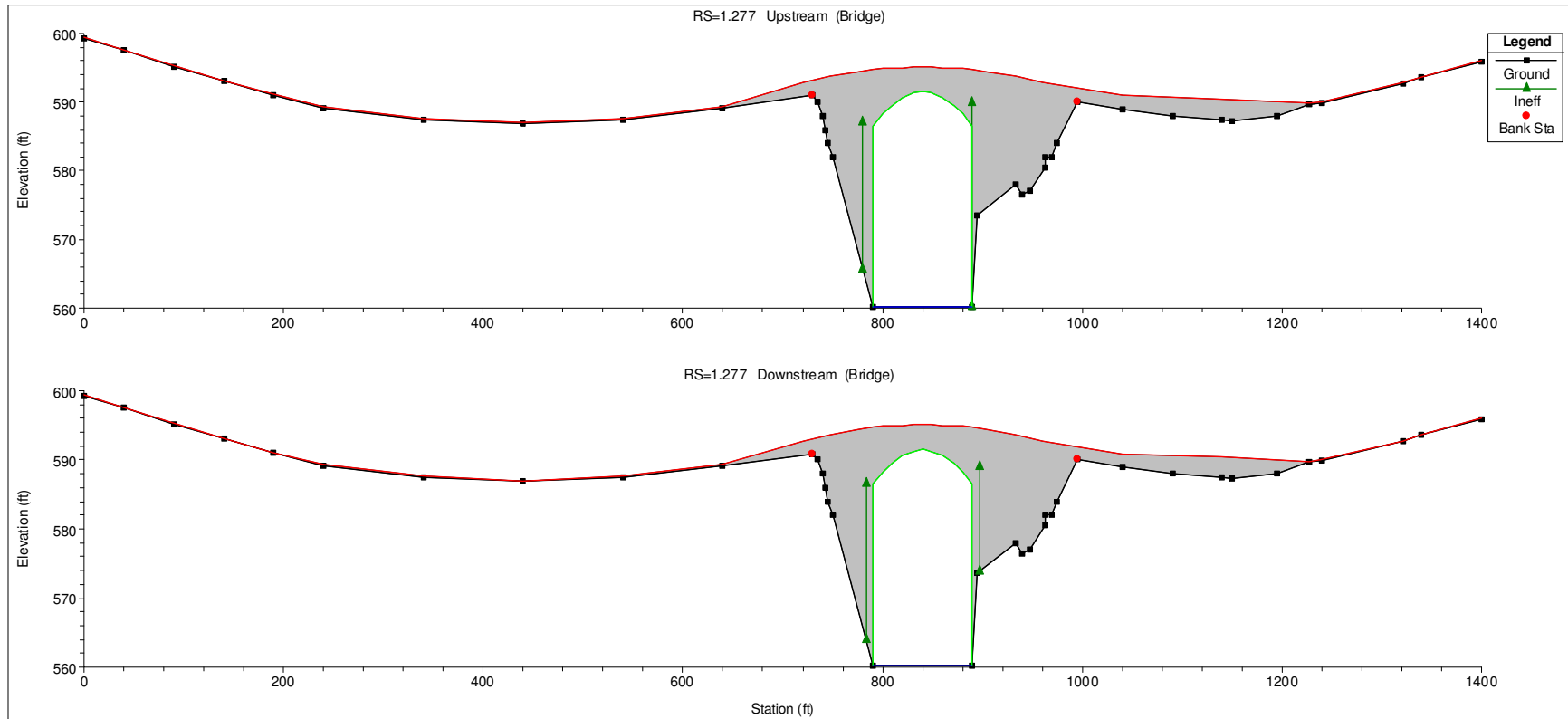


FIGURE B-1  
Becher Street Bridge Physical Characteristics



**FIGURE B-2**  
S. 1st Street Bridge Physical Characteristics



**FIGURE B-3**  
Kinnickinnic Avenue Bridge Physical Characteristics.

Appendix C  
**Scour Analysis Figures**

---



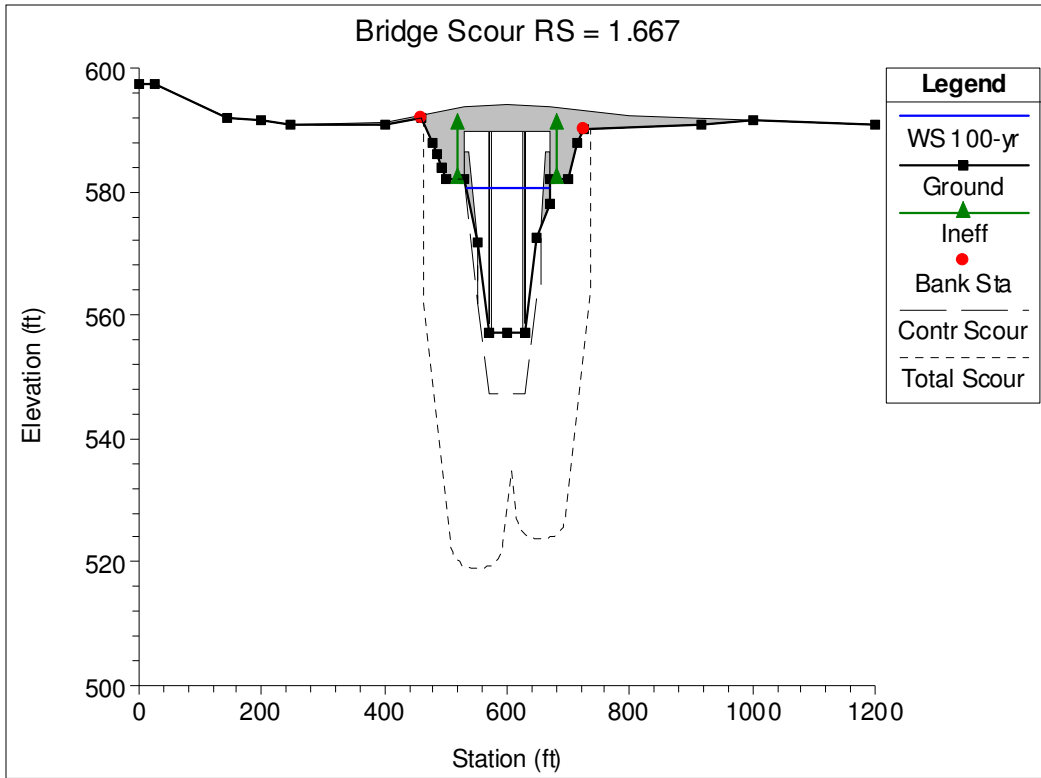


FIGURE C-1.  
Becher Street Bridge Scour Analysis Scenario 1

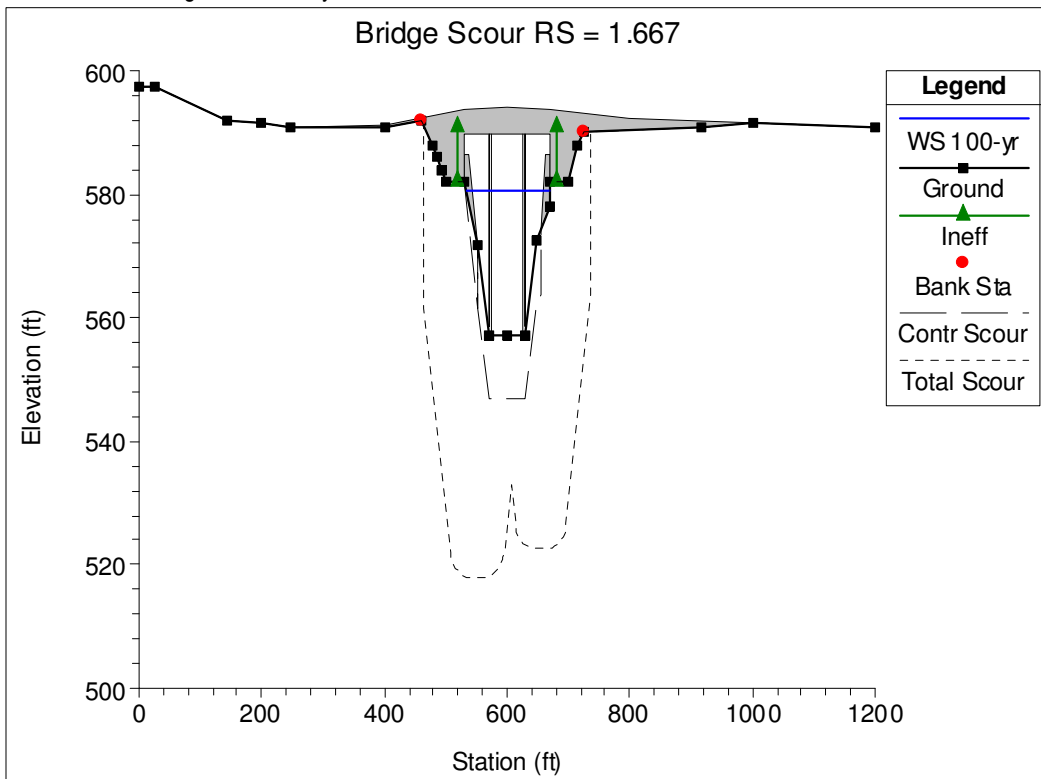
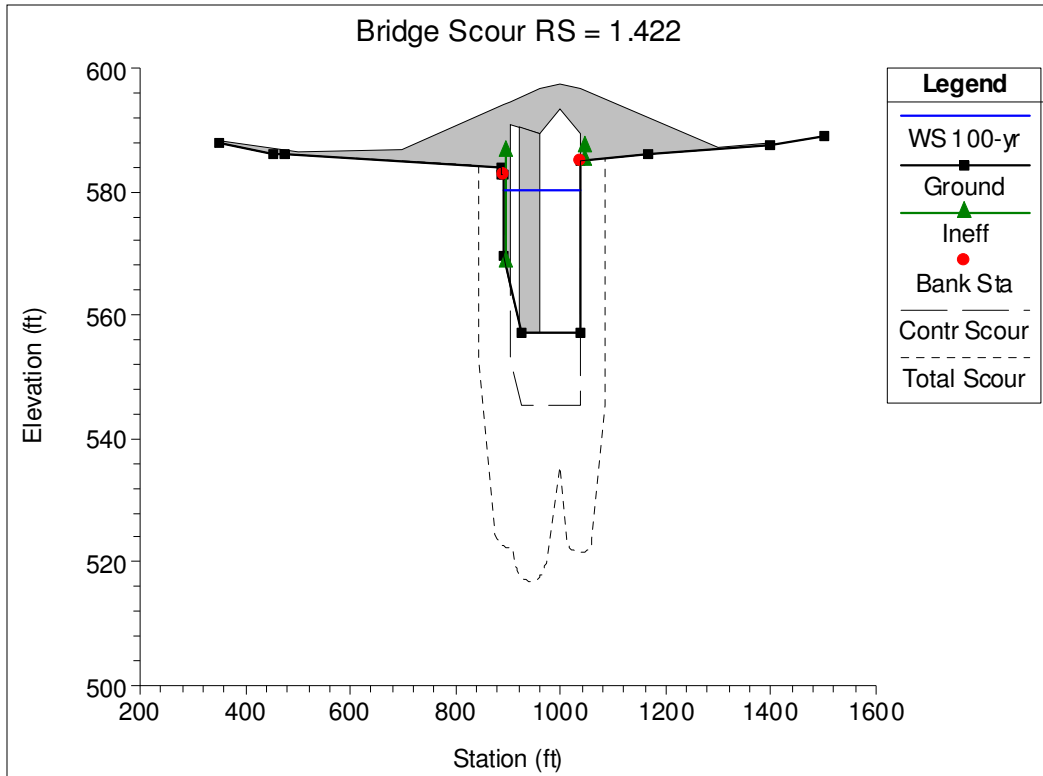
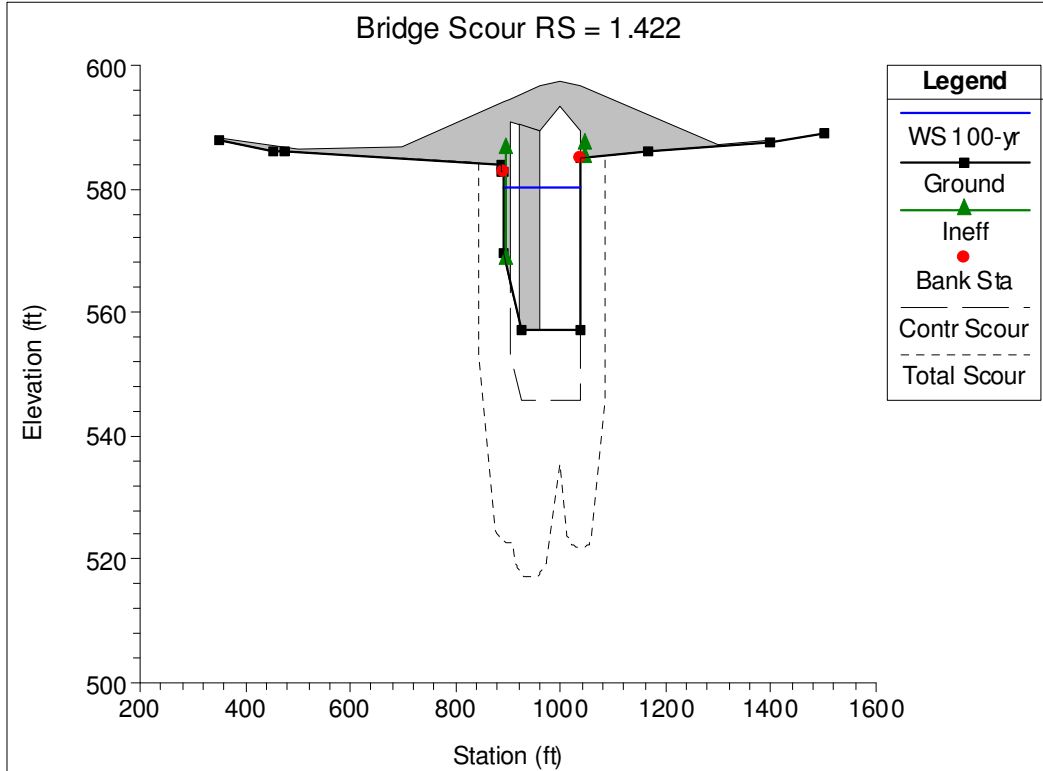


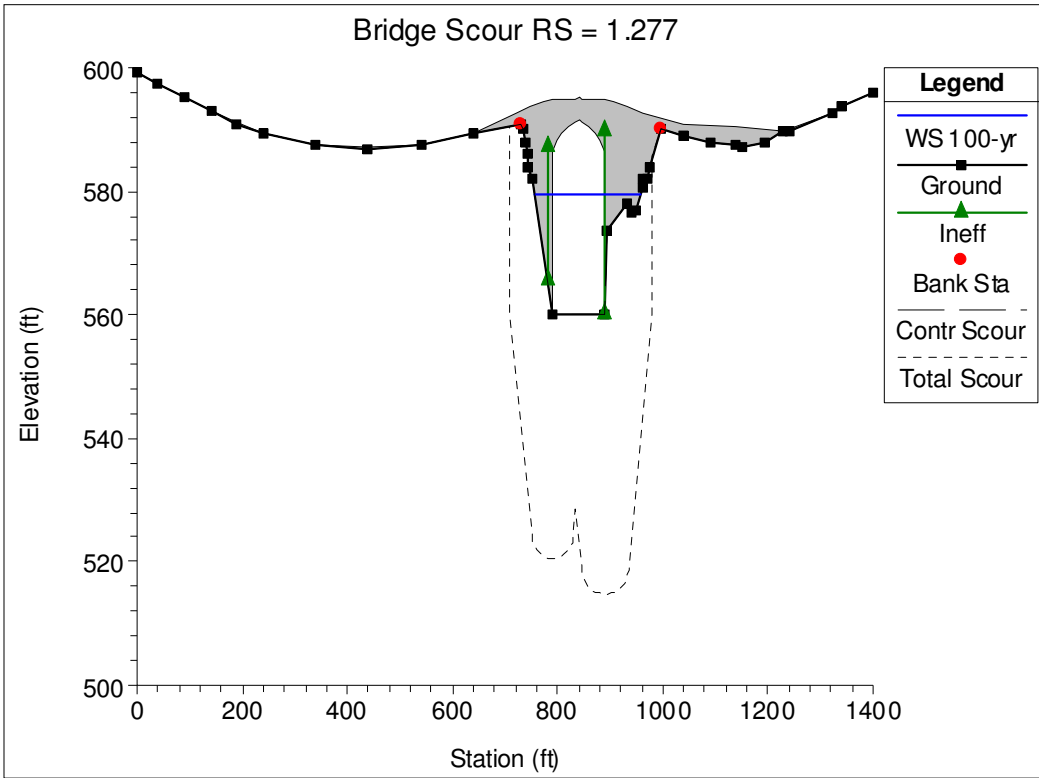
FIGURE C-2.  
Becher Street Bridge Scour Analysis Scenario 2



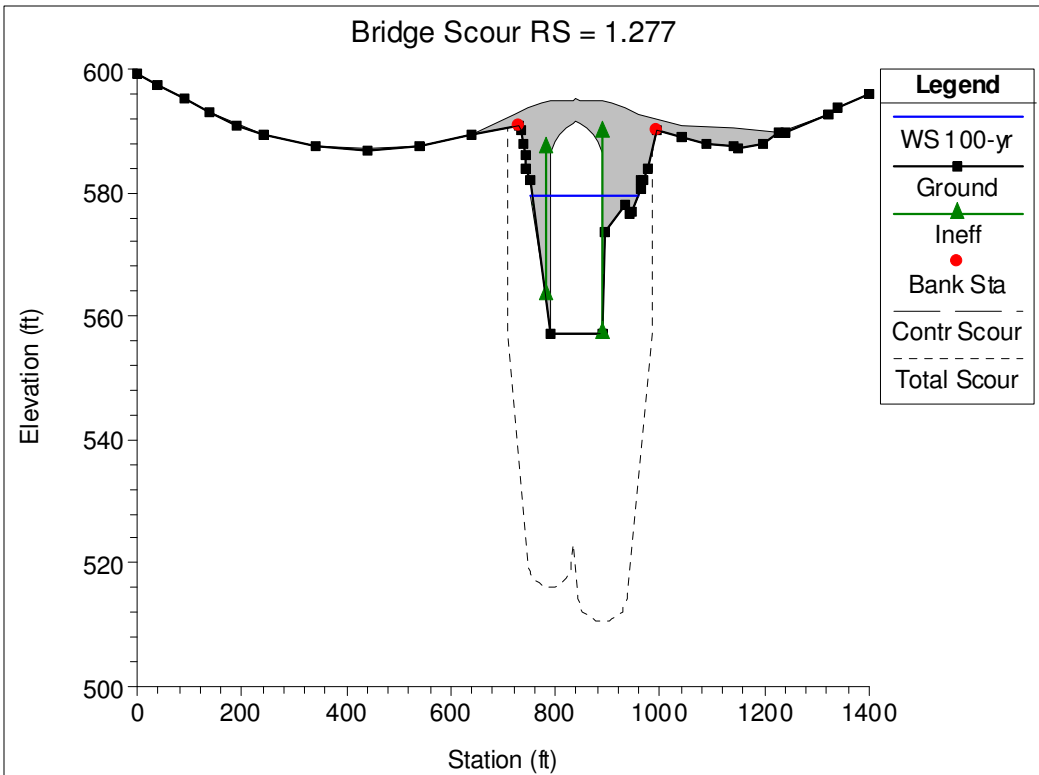
**FIGURE C-3.**  
S. 1st Street Bridge Scour Analysis Scenario 1



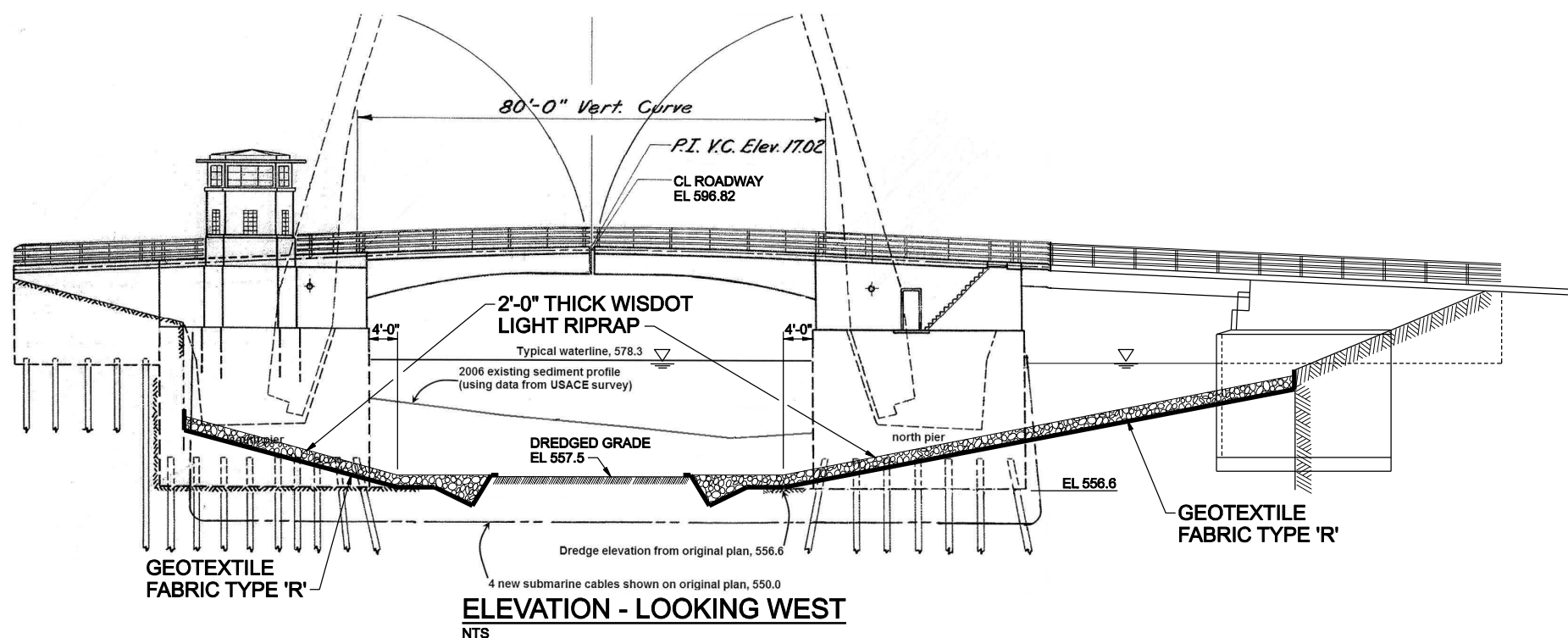
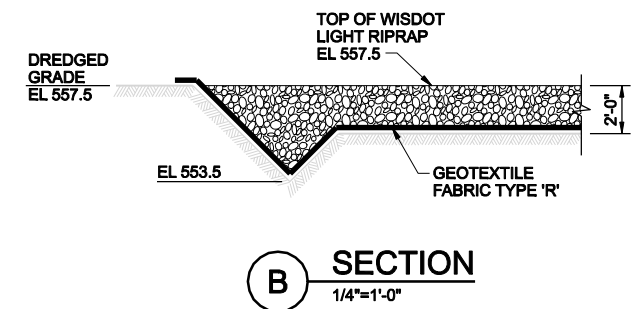
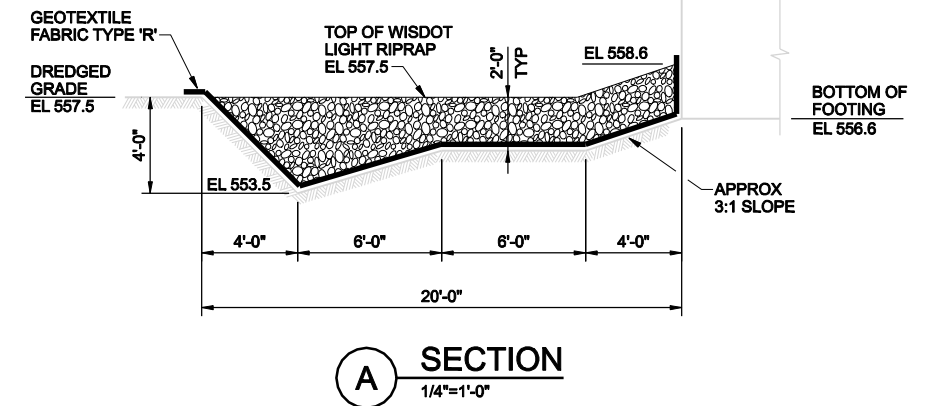
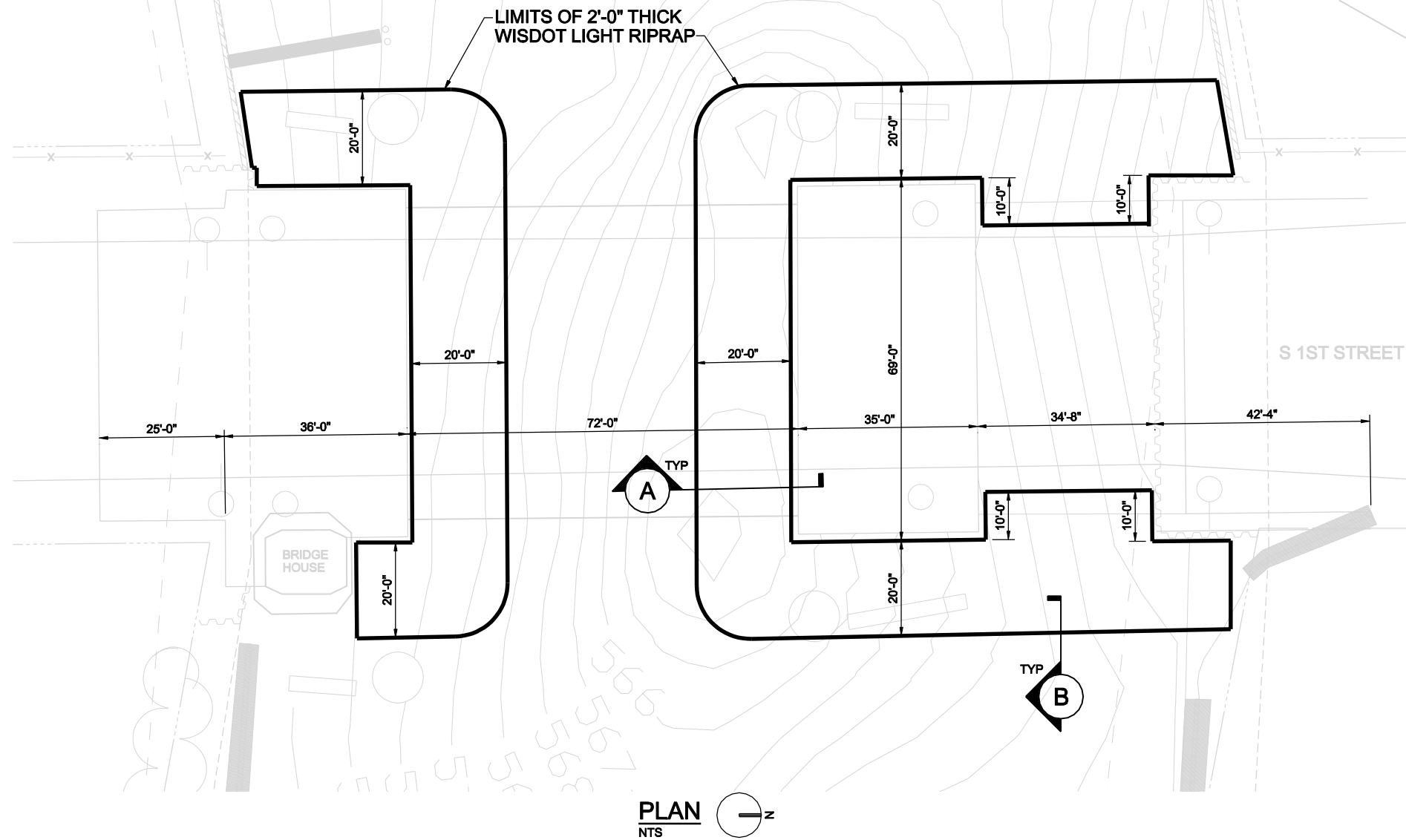
**FIGURE C-4.**  
S. 1st Street Bridge Scour Analysis Scenario 2



**FIGURE C-5**  
Kinnickinnic Avenue Bridge Scour Analysis Scenario 1

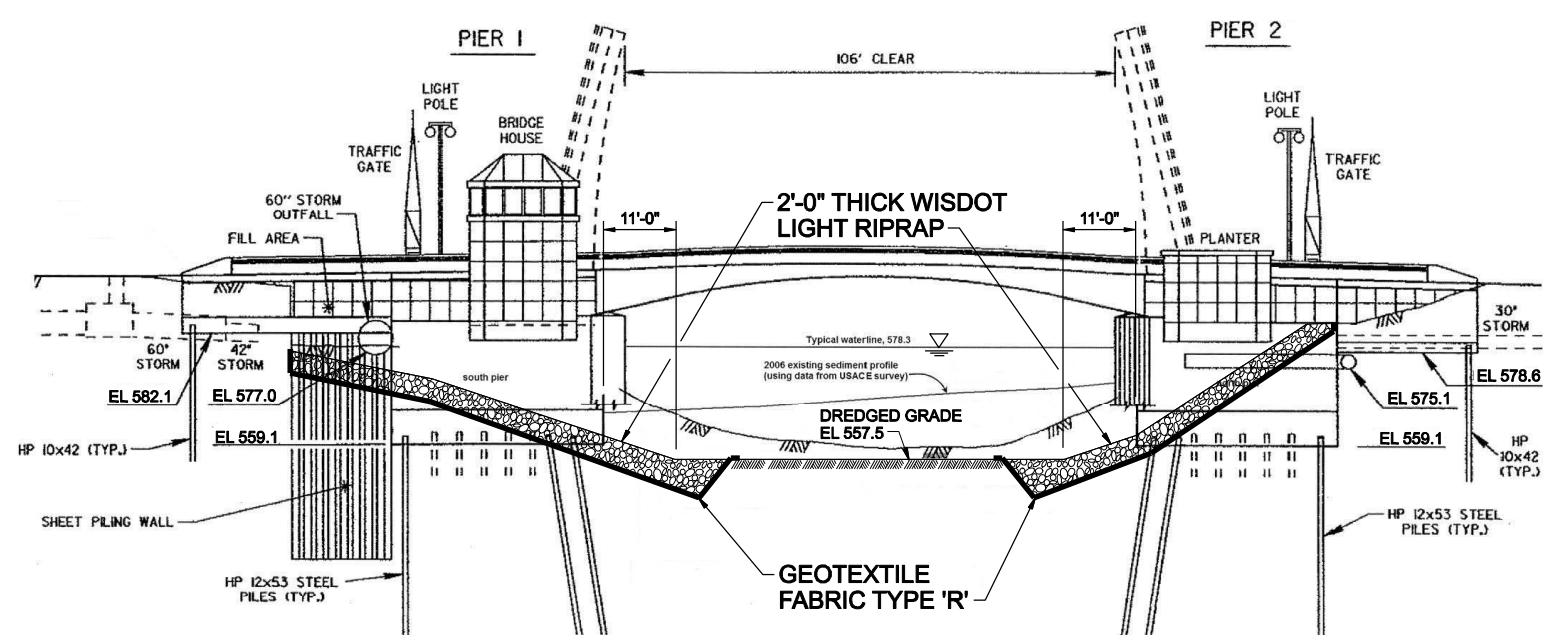
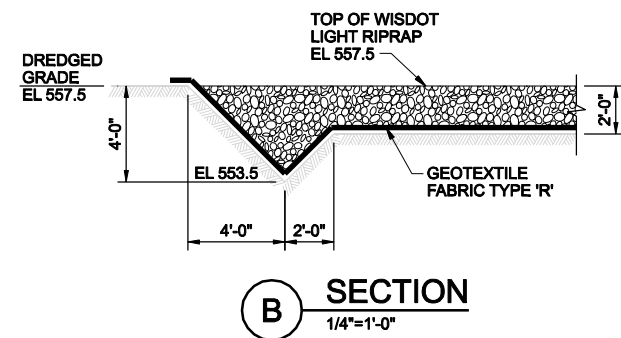
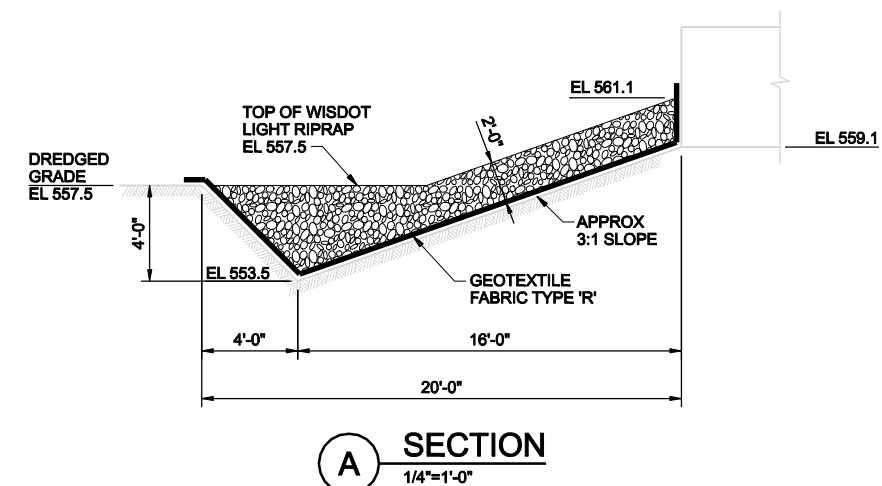
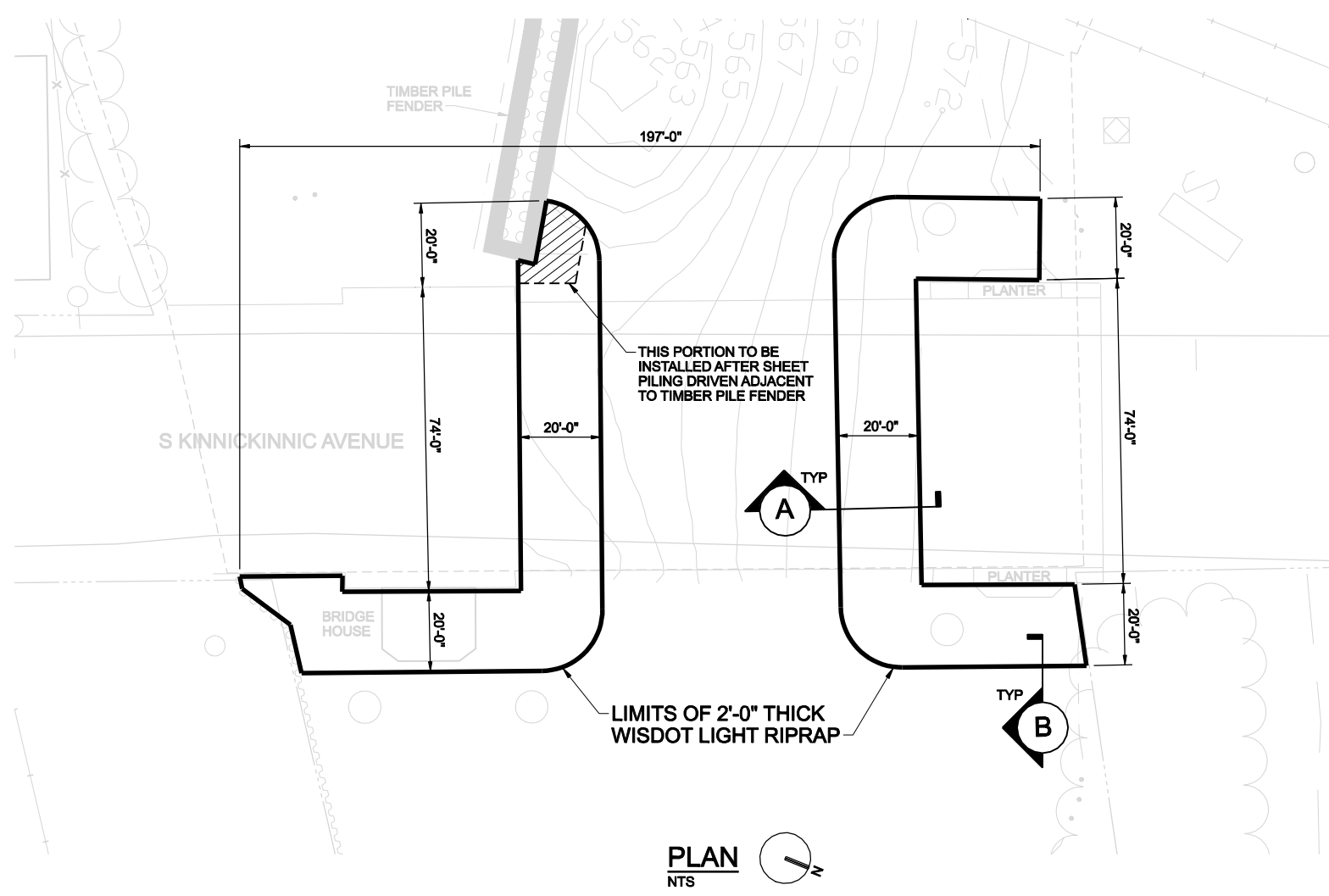


**FIGURE C-6.**  
Kinnickinnic Avenue Bridge Scour Analysis Scenario 2



NOTE:  
THE RIPRAP SCOUR PROTECTION AS SHOWN REQUIRES PERIODIC VISUAL MONITORING OF THE RIPRAP AND SOUNDING OF THE CHANNEL AT A MINIMUM OF ONCE EVERY FIVE YEARS.

FIGURE 1  
SOUTH 1ST STREET BRIDGE RIPRAP PLACEMENT  
KINNICKINNIC RIVER SEDIMENT REMEDIATION PROJECT  
U.S. ENVIRONMENTAL PROTECTION AGENCY  
MILWAUKEE, WISCONSIN



NOTE:  
THE RIPRAP SCOUR PROTECTION AS SHOWN REQUIRES PERIODIC VISUAL MONITORING OF THE RIPRAP AND SOUNDING OF THE CHANNEL AT A MINIMUM OF ONCE EVERY FIVE YEARS.

**ELEVATION - LOOKING WEST**  
NTS

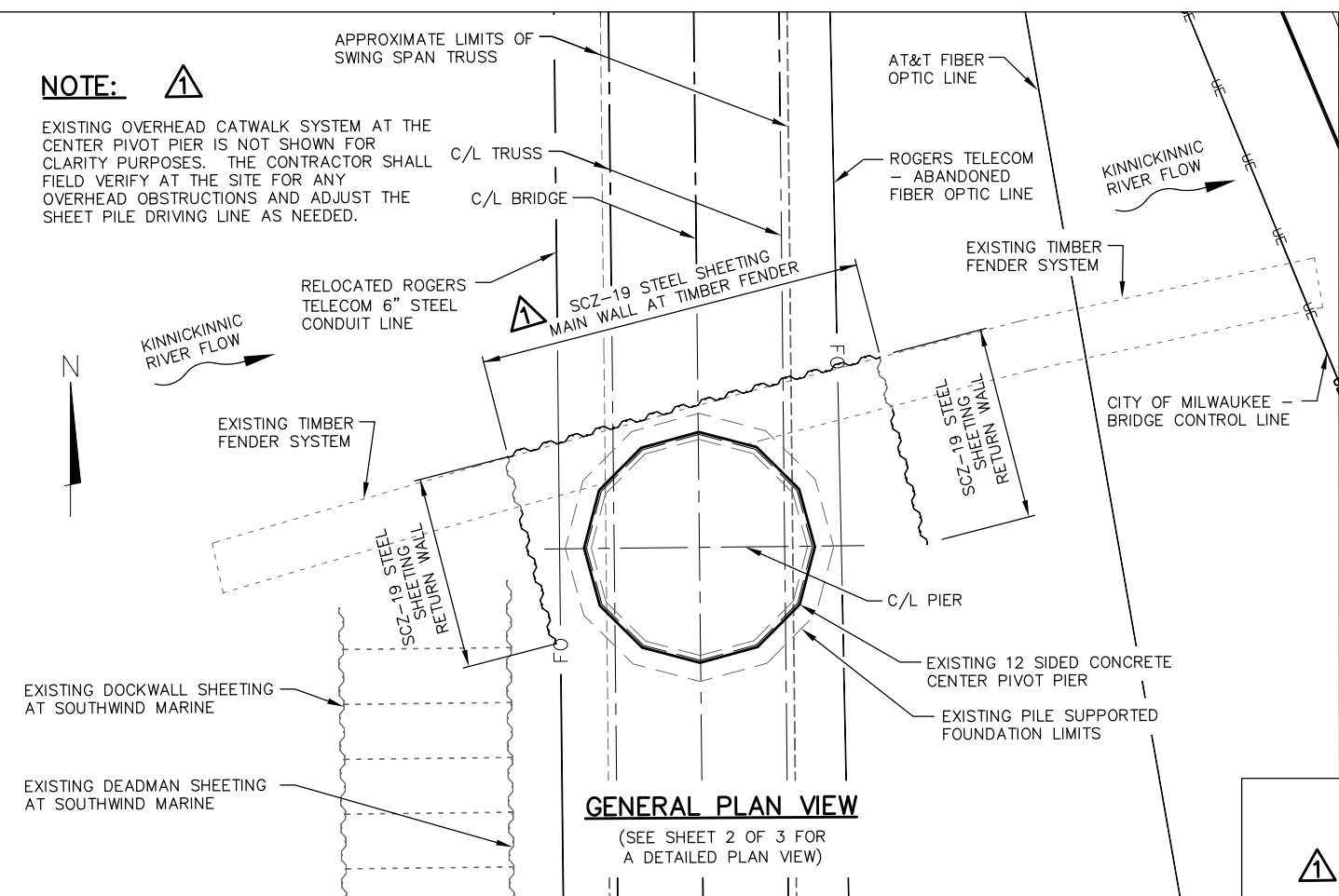
**FIGURE 2**  
**SOUTH KINNICKINNIC AVENUE BRIDGE RIPRAP PLACEMENT**  
**KINNICKINNIC RIVER SEDIMENT REMEDIATION PROJECT**  
U.S. ENVIRONMENTAL PROTECTION AGENCY  
MILWAUKEE, WISCONSIN



WAE PROJECT #09158  
 PLOT DATE: Feb 09, 2010  
 I.D.  
 PLOT BY: KerryO  
 FILE: Plan sheet.dwg

**NOTE:** 

EXISTING OVERHEAD CATWALK SYSTEM AT THE CENTER PIVOT PIER IS NOT SHOWN FOR CLARITY PURPOSES. THE CONTRACTOR SHALL FIELD VERIFY AT THE SITE FOR ANY OVERHEAD OBSTRUCTIONS AND ADJUST THE SHEET PILE DRIVING LINE AS NEEDED.



**GENERAL PLAN VIEW**  
 (SEE SHEET 2 OF 3 FOR A DETAILED PLAN VIEW)

**DESIGN DATA & NOTES:**

DRAWINGS BASED ON INFORMATION COMPILED BY BARR ENGINEERING CO. OF MINNEAPOLIS, MINNESOTA UNDER A CONTRACT TO THE WISCONSIN DEPARTMENT OF NATURAL RESOURCES. WESTBROOK ASSOCIATED ENGINEERS, INC. HAS SUPPLEMENTED OR MODIFIED THE DRAWINGS BASED ON DISCUSSIONS WITH PROJECT STAKEHOLDERS, UTILITY OWNERS, ETC. BARR'S ORIGINAL DRAWINGS ARE INCLUDED WITH THEIR FINAL DESIGN REPORT.

NOTIFY MMSD, DEBRA JENSEN AT (414)225-2143 PRIOR TO COMPLETING CONNECTIONS TO EXISTING MMSD OUTFALLS.

DRAWINGS SHALL NOT BE SCALED.

SUBMITTALS SHALL BE MADE FOR APPROVAL BY THE ENGINEER FOR THE SHEET PILE SECTION, CONCRETE MASONRY SEAL MIX, SURVEY CONTROL MEANS AND METHODS FOR THE CENTER PIVOT PIER MONITORING AND ALL CONNECTION HARDWARE.


EXISTING CONDITIONS SHOWN ON THE DRAWINGS ARE APPROXIMATE. ACTUAL FIELD CONDITIONS MAY VARY. THE CONTRACTOR SHALL VERIFY EXISTING FIELD CONDITIONS PERTINENT TO THE PROPER PERFORMANCE OF THE WORK. DISCREPANCIES BETWEEN THE ACTUAL FIELD CONDITIONS AND THOSE SHOWN ON THE DRAWINGS SHALL BE IMMEDIATELY BROUGHT TO THE ATTENTION OF THE ENGINEER.

THE DRIVING LINE FOR THE SHEET PILE WALL SHALL BE CLEARED BY THE CONTRACTOR OF ALL DEBRIS, STONE, CONCRETE, SUBMERGED TIMBERS, OR OTHER MATERIAL THAT MAY INTERFERE WITH THE PROPER ALIGNMENT AND PERFORMANCE OF THE WORK.

INSTALLATION MAY REQUIRE THE CONTRACTOR TO PERFORM SOME OF THE WORK UNDERWATER, DEPENDING ON THE RIVER LEVELS AT THE TIME OF INSTALLATION. ANY DE-WATERING / DIVING SHALL BE CONSIDERED INCIDENTAL TO THE PROJECT IF REQUIRED.

THE CONTRACTOR TO FIELD VERIFY THE RELATIONSHIP OF THE NEW SHEET PILE WALL SYSTEM TO EXISTING STRUCTURES AND MAKE ONLY THOSE ADJUSTMENTS APPROVED BY THE ENGINEER.

THE CONTRACTOR SHALL BRACE, SHORE, PROTECT, ETC. ALL NEW WORK AND MATERIALS FROM DAMAGE FROM WAVES, WINDS, STORMS, ETC. AS REQUIRED DURING CONSTRUCTION AND SHALL BE LIABLE FOR ANY DAMAGES RESULTING FROM SUCH.

 THE CONTRACTOR SHALL BE RESPONSIBLE FOR ALL TEMPORARY BRACING OR SHORING OF THE PERMANENT STEEL SHEETING TO RESIST THE FLUID PRESSURE OF THE CONCRETE TREMIE POUR DURING PLACEMENT.

CONCRETE TESTING SHALL INCLUDE FIELD TESTS FOR SLUMP, AIR CONTENT AND TEMPERATURE. CAST THREE TEST CYLINDERS PER SET FOR COMPRESSIVE STRENGTH TESTING AT 7, 14 AND 56 DAYS.

ALL BOLTS, LAG BOLTS, WASHERS AND NUTS USED IN CONNECTIONS SHALL BE HOT-DIPPED GALVANIZED.

**STEEL SHEET PILING**

STEEL SHEET PILING TO BE COLD FORMED IN ACCORDANCE WITH ASTM A572, FY = 50,000 PSI.

ALL STEEL SHEET PILING SHALL HAVE THE FOLLOWING MINIMUM SECTION PROPERTIES BASED ON SCZ-19:

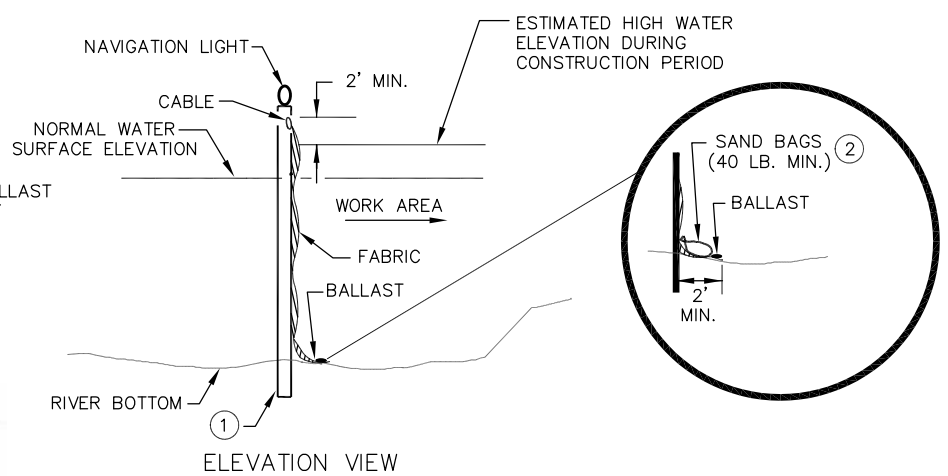
- WIDTH = 29.95 INCHES
- AMPLITUDE OR DEPTH = 10.13 INCHES
- WEB THICKNESS = 0.354 INCHES
- SECTION MODULUS (ELASTIC) PER LINEAL FOOT = 18.74 IN<sup>3</sup>
- MOMENT OF INERTIA PER LINEAL FOOT = 94.92 IN<sup>4</sup>

A SHEET PILE SECTION OTHER THAN SCZ-19 IS ACCEPTABLE PROVIDED THAT THE SECTION MEETS THE MINIMUM REQUIREMENTS LISTED ABOVE FOR SECTION MODULUS, WEB THICKNESS AND MOMENT OF INERTIA. THE CONTRACTOR WILL BE RESPONSIBLE FOR ALL RESULTING CHANGES IN THE PLANS, STRUCTURAL DESIGN, LABOR AND MATERIALS AS A RESULT OF A SUBSTITUTION INCLUDING THE SUBMITTAL OF A STAMPED DESIGN AND DRAWINGS SEALED BY A STATE OF WISCONSIN - REGISTERED PROFESSIONAL ENGINEER.

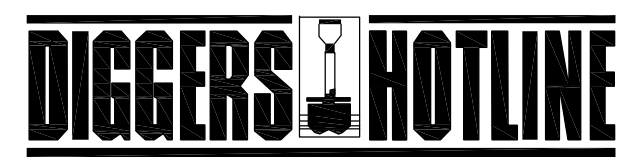
**CONSTRUCTION SEQUENCE:**

1. POSITIVELY LOCATE ALL UTILITIES PRIOR TO COMMENCING THE PROPOSED WORK.
2. INSTALL A SURVEY MONITORING SYSTEM THAT INCLUDES ELECTRONIC SURVEY MEASURING EQUIPMENT AND NO LESS THAN 4 OPTICAL SURVEY PRISMS ATTACHED TO THE CONCRETE CENTER PIVOT PIER FOR X-Y-Z MEASUREMENTS. ESTABLISH BASELINE SURVEY DATA AT ALL PRISM LOCATIONS AND TABULATE PRIOR TO THE INSTALLATION OF THE NEW STEEL SHEETING. CONTINUALLY MONITOR THE CENTER PIVOT PIER DURING INITIAL SHEET PILE INSTALLATION FOR SIGNS OF MOVEMENT WHEN COMPARED TO THE BASELINE DATA. ALL SHEET PILE INSTALLATION WORK SHALL BE HALTED AND THE ENGINEER SHALL BE NOTIFIED IMMEDIATELY WHEN ANY DEVIATIONS ARE ENCOUNTERED.
3. INSTALL TURBIDITY BARRIER FOR THE FULL LENGTH OF THE NEW SHEETING TO BE INSTALLED.
  - a) BARRIER SHOULD BE MAINTAINED IN GOOD WORKING ORDER FOR THE DURATION OF ALL SHEET PILE INSTALLATION.
  - b) BARRIER SHALL BE POSITIONED TO ALLOW FALSEWORK PILES TO BE INSTALLED LANDWARD OF THE BARRIER.
  - c) BOTTOM SEDIMENT/DEBRIS ON EQUIPMENT AND/OR OBSTRUCTIONS SHALL BE RINSED ON THE LANDWARD SIDE OF THE TURBIDITY BARRIER.
  - d) BARRIER MAY BE REMOVED ONCE SHEET PILE INSTALLATION, INCLUDING REMOVAL OF ALL FALSEWORK PILES, IS COMPLETE.
4. REMOVE THE HORIZONTAL TIMBERS LOCATED IN THE TIMBER FENDER SYSTEM AND SALVAGE FOR REPLACEMENT AFTER STEEL SHEETING WORK HAS BEEN COMPLETED. NO SAWING OF THE HORIZONTAL TIMBERS WILL BE ALLOWED DURING THE REMOVAL PROCESS.
5. CHECK THE SHEETING LINE FOR POSSIBLE OBSTRUCTIONS USING A VIBRATORY PROBE.
6. REMOVE OBSTRUCTIONS AS NECESSARY USING WIRE ROPE OR CHAIN, PILE EXTRACTOR SLEEVE OR CLAMSHELL. THE SELECTED METHOD SHALL BE THE MOST PRACTICAL FOR REMOVAL OF THE ANTICIPATED OBSTRUCTION, AND THE LEAST DISRUPTIVE TO THE DREDGE LINE. OBSTRUCTIONS SHALL BE DISPOSED AT A REGULATED FACILITY.
7. DRIVE NEW STEEL SHEETING TO THE BOTTOM ELEVATIONS NOTED ON THE DRAWINGS.
8. SECURE NEW STEEL SHEETING TO THE TIMBER FENDER WALL AS NOTED ON THE DRAWINGS.
9. PLACE SAND BAGS WITH PLASTIC SHEETING AS SHOWN ON SHEET 2 OF 3 PRIOR TO PLACEMENT OF THE CONCRETE TREMIE POUR. SAND BAGS AND PLASTIC SHEETING SHALL EXTEND ABOVE THE OBSERVED RIVER LEVEL AND SERVE AS AN IMPERMEABLE BARRIER.
10. TREMIE PLACE CONCRETE MASONRY SEAL MIX AS SHOWN AND NOTED ON THE DRAWINGS.
11. REPLACE AND REATTACH ALL PREVIOUSLY REMOVED HORIZONTAL TIMBERS IN THE TIMBER FENDER SYSTEM.

- NOTES:**
- ① DRIVEN HP12x53 STEEL POSTS. LENGTH SHALL BE SUFFICIENT TO SECURELY SUPPORT BARRIER AT HIGH WATER ELEVATIONS.
  - ② SANDBAGS TO BE USED AS ADDITIONAL BALLAST WHEN ORDERED BY THE ENGINEER TO MEET ADVERSE FIELD CONDITIONS.





**TURBIDITY BARRIER DETAIL**



Toll Free (800) 242-8511  
 FAX-A-LOCATE (800) 338-3860  
 Hearing Impaired TDD (800) 542-2289  
 www.DiggersHotline.com

**PRIOR TO STARTING WORK, THE CONTRACTUALLY RESPONSIBLE PARTY MUST POSITIVELY LOCATE ALL UTILITIES, INCLUDING ELEVATIONS, TO DETERMINE IF THERE ARE CONFLICTS WITH PROPOSED WORK AS SHOWN. CONTACT THE DESIGN ENGINEER TO ADVISE OF ANY POTENTIAL CONFLICTS AND/OR EXISTING CONDITIONS WHICH ARE NOT ACCURATELY DENOTED, AND TO MODIFY THE SHOP DRAWINGS AS NECESSARY**

	2/9/10	ADD LENGTH TO EAST/WEST SHEETING LINE	JJK
No.	Date	Revision	By
		619 EAST HOXIE STREET P.O. BOX 429 SPRING GREEN, WI 53588 PHONE (608) 588-7866 FAX (608) 588-7954	
		BRIDGE No. A314 AT MP 83.29 C & M SUBDIVISION OVER KINNICKINNIC RIVER MILWAUKEE, WISCONSIN	
<b>SCOUR PROTECTION PLAN</b>			
Drawn By		KDK	Plans Checked JJK
GENERAL PLAN, NOTES & DETAILS			SHEET 1 of 3

*Handwritten signature and date: 2/9/10*

WAE PROJECT #09158  
 PLOT DATE: Feb 09, 2010  
 I.D.  
 PLOT BY: Kerryo  
 FILE: Plan sheet.dwg

**NOTE:**

EXISTING OVERHEAD CATWALK SYSTEM AT THE CENTER PIVOT PIER IS NOT SHOWN FOR CLARITY PURPOSES. THE CONTRACTOR SHALL FIELD VERIFY AT THE SITE FOR ANY OVERHEAD OBSTRUCTIONS AND ADJUST THE SHEET PILE DRIVING LINE AS NEEDED.



6 PAIR OF SCZ-19 x 40'-0" LONG SHEETS = ±30'-0"  
 TOP OF SHEETING ELEVATION 582.00 (FIELD VERIFY)



8 PAIR OF SCZ-19 x 40'-0" LONG SHEETS = ±40'-0"  
 TOP OF SHEETING ELEVATION 582.00 (FIELD VERIFY)

ROGERS TELECOM -  
 ABANDONED FIBER  
 OPTIC LINE



KINNICKINNIC  
 RIVER FLOW

EXISTING TIMBER  
 FENDER SYSTEM  
 (TYP.)

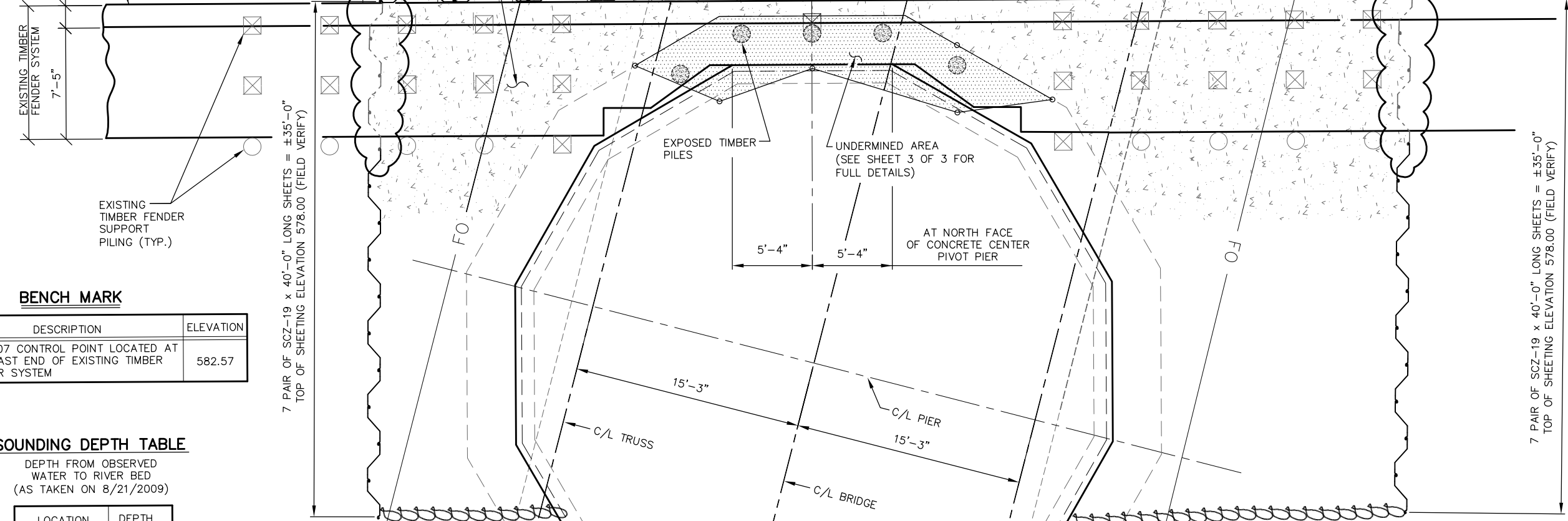
CONTRACTOR DESIGNED AND  
 FABRICATED "TEE" CONNECTION  
 BETWEEN SCZ-19 STEEL  
 SHEETING (TYP.)

REMOVE HORIZONTAL  
 TIMBERS PRIOR TO DRIVING  
 SCZ-19 RETURN WALL  
 SHEETING AND REPLACE  
 HORIZONTAL TIMBERS AFTER  
 INSTALLATION IS COMPLETE.

FILL AREA BETWEEN STEEL SHEETS W/ WisDOT  
 APPROVED CONCRETE MASONRY SEAL MIX PER  
 WisDOT SECTIONS 501 & 502. TREMIE PLACED  
 CONCRETE SEAL MIX SHALL EXTEND TO ELEVATION  
 578.00 (SEE SHEET 3 FOR DETAILS).

SEE TABLE (THIS SHEET)  
 FOR DEPTH OF SOUNDING  
 AT FACE OF FENDER SYSTEM  
 AT THE FOLLOWING OFFSET  
 STATIONS.

REMOVE HORIZONTAL  
 TIMBERS PRIOR TO DRIVING  
 SCZ-19 RETURN WALL  
 SHEETING AND REPLACE  
 HORIZONTAL TIMBERS AFTER  
 INSTALLATION IS COMPLETE.



**BENCH MARK**

DESCRIPTION	ELEVATION
CP 1007 CONTROL POINT LOCATED AT FAR EAST END OF EXISTING TIMBER FENDER SYSTEM	582.57

**SOUNDING DEPTH TABLE**

DEPTH FROM OBSERVED  
 WATER TO RIVER BED  
 (AS TAKEN ON 8/21/2009)


LOCATION	DEPTH
25' W	13.9'
20' W	14.1'
15' W	14.3'
10' W	14.4'
5' W	14.2'
0' W, 0' E	14.5'
5' E	14.0'
10' E	14.2'
15' E	14.2'
20' E	14.3'
25' E	14.5'



PLACE SAND BAGS WITH PLASTIC SHEETING IN THIS AREA PRIOR TO PLACEMENT OF THE CONCRETE TREMIE POUR. SAND BAGS AND PLASTIC SHEETING SHALL EXTEND ABOVE THE OBSERVED RIVER LEVEL AND SERVE AS AN IMPERMEABLE BARRIER.



PLACE SAND BAGS WITH PLASTIC SHEETING IN THIS AREA PRIOR TO PLACEMENT OF THE CONCRETE TREMIE POUR. SAND BAGS AND PLASTIC SHEETING SHALL EXTEND ABOVE THE OBSERVED RIVER LEVEL AND SERVE AS AN IMPERMEABLE BARRIER.



*[Handwritten signature]*  
 2/9/10

No.	Date	Revision	By
1	2/9/10	ADD LENGTH TO EAST/WEST SHEETING LINE	JJK

**WESTBROOK**  
 Associated Engineers, Inc.

619 EAST HOXIE STREET  
 P.O. BOX 429  
 SPRING GREEN, WI 53588  
 PHONE (608) 588-7866  
 FAX (608) 588-7954

**BRIDGE No. A314 AT MP 83.29  
 C & M SUBDIVISION  
 OVER KINNICKINNIC RIVER  
 MILWAUKEE, WISCONSIN**

**SCOUR PROTECTION PLAN**

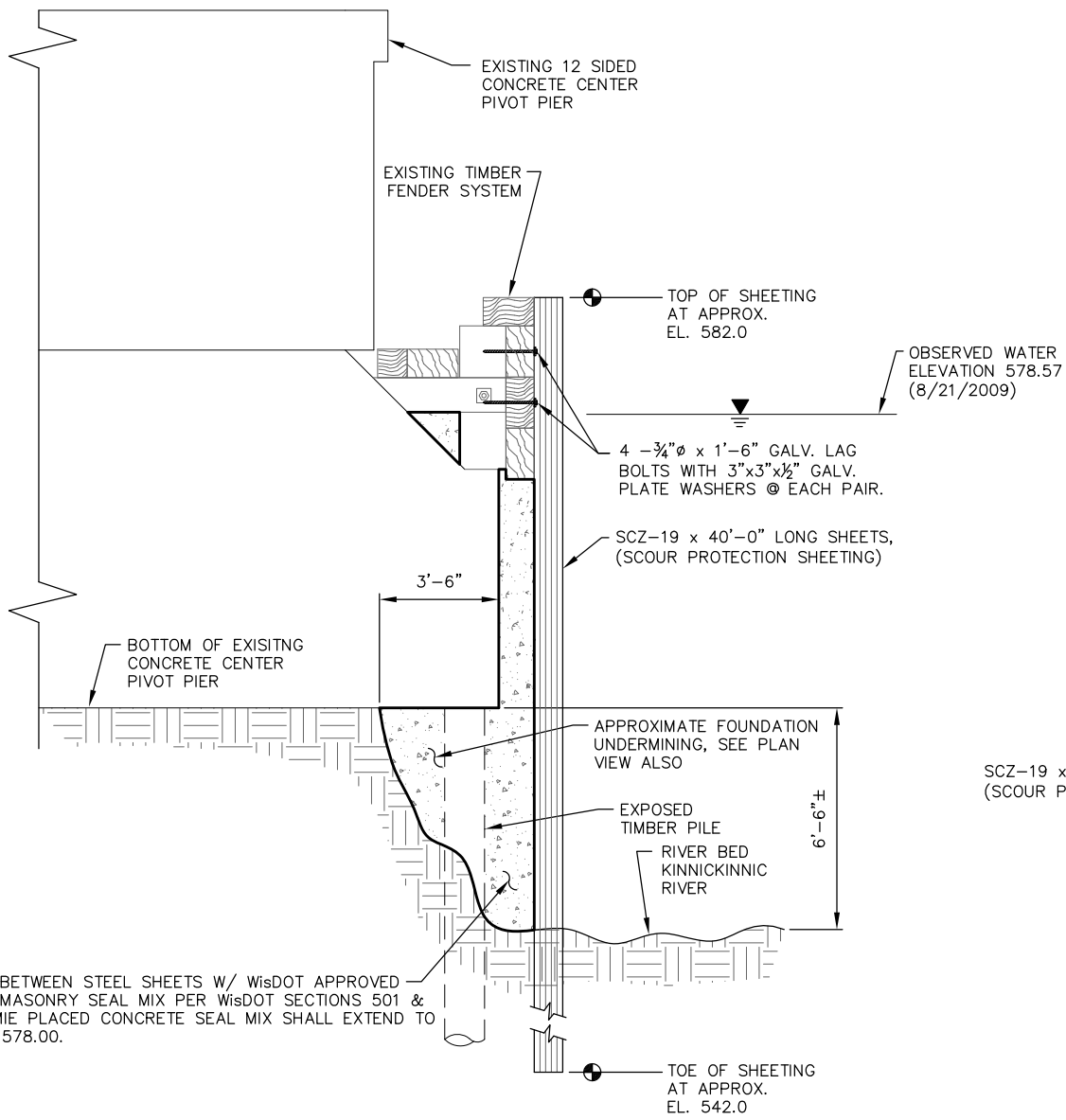
Const. Spec.	N/A	Drawn By	KDK	Plans Checked	JJK
--------------	-----	----------	-----	---------------	-----

**PLAN VIEW** **SHEET 2 of 3**

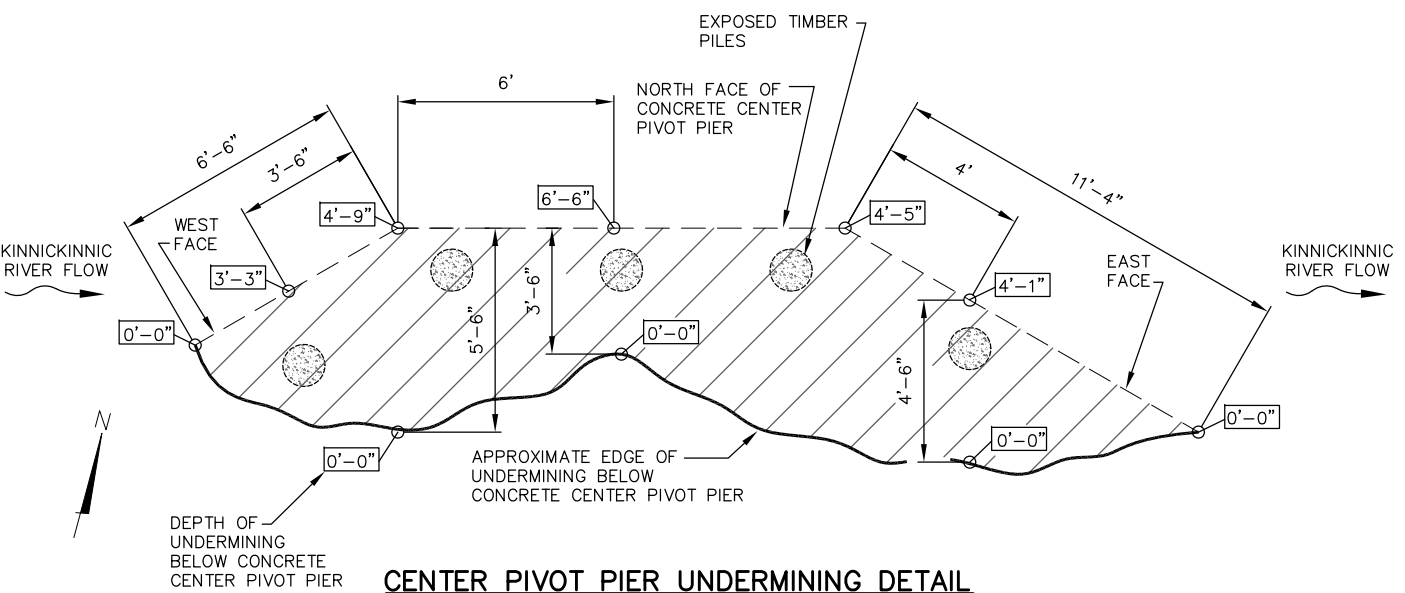
**PLAN VIEW CENTER PIVOT PIER**



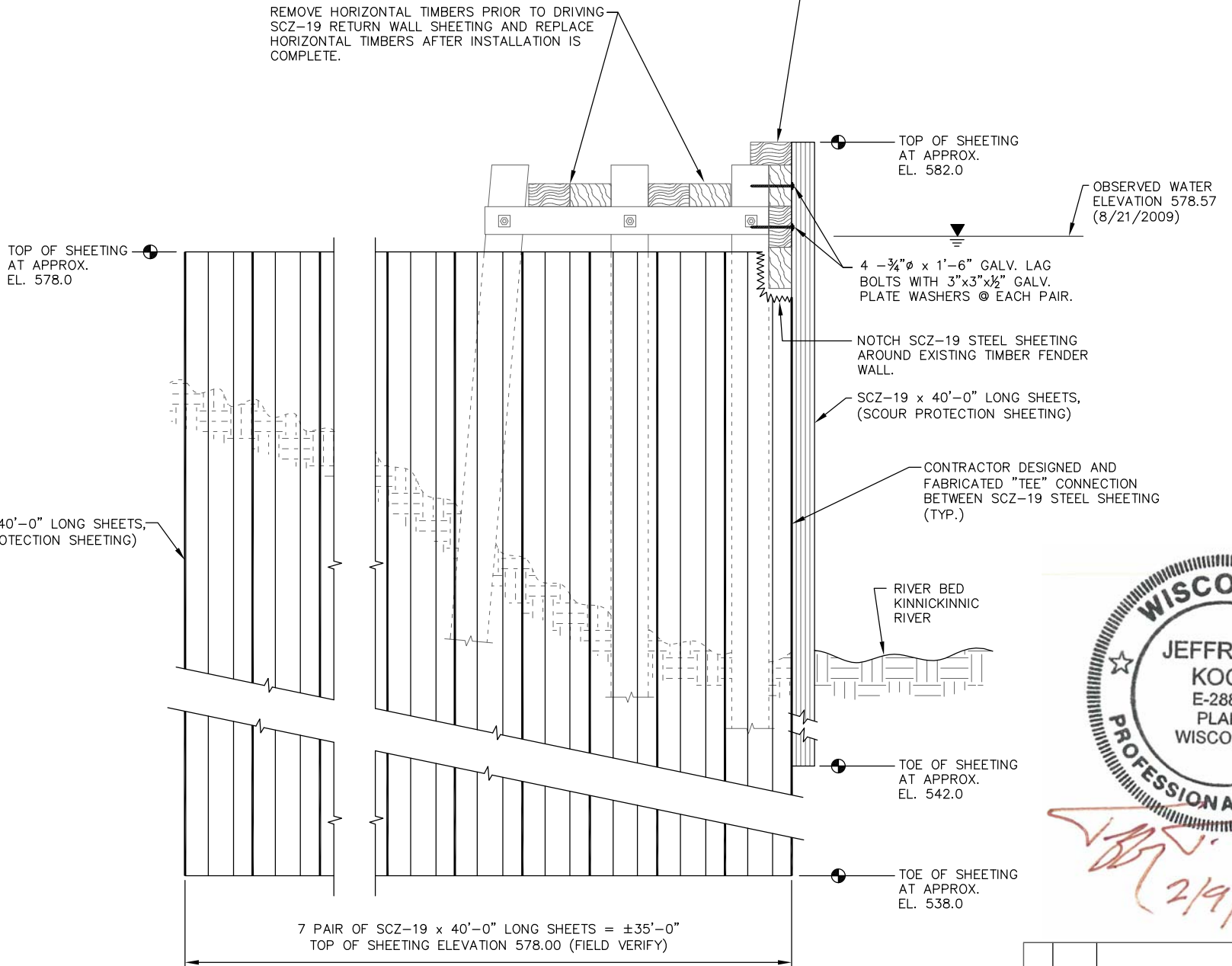
FILE: Plan sheet.dwg  
 PLOT BY: Kerryo  
 I.D.  
 PLOT DATE: Feb 09, 2010  
 WAE PROJECT #09158



**SECTION AT STA. 0+00  
LOOKING WEST**



**CENTER PIVOT PIER UNDERMINING DETAIL**



**ELEVATION VIEW OF EAST  
RETURN WALL - LOOKING WEST**  
(EAST RETURN WALL SHOWN WEST RETURN WALL SIMILAR)



No.	Date	Revision	By

**WESTBROOK** Associated Engineers, Inc.  
 619 EAST HOXIE STREET  
 P.O. BOX 429  
 SPRING GREEN, WI 53588  
 PHONE (608) 588-7866  
 FAX (608) 588-7954

**BRIDGE No. A314 AT MP 83.29  
 C & M SUBDIVISION  
 OVER KINNICKINNIC RIVER  
 MILWAUKEE, WISCONSIN**

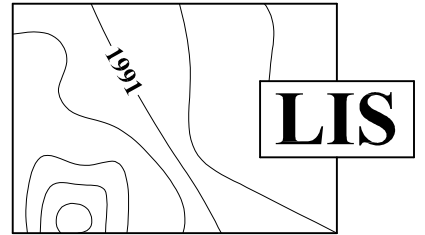
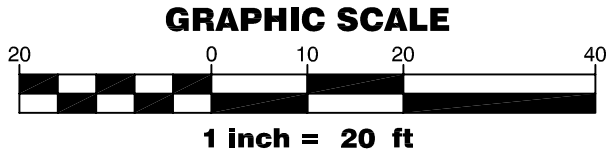
**SCOUR PROTECTION PLAN**

Drawn By	KDK	Plans Checked	JJK
----------	-----	---------------	-----

**SHEETING SECTIONS**

**SHEET 3 of 3**

# MONITORED SHEET PILE WALL

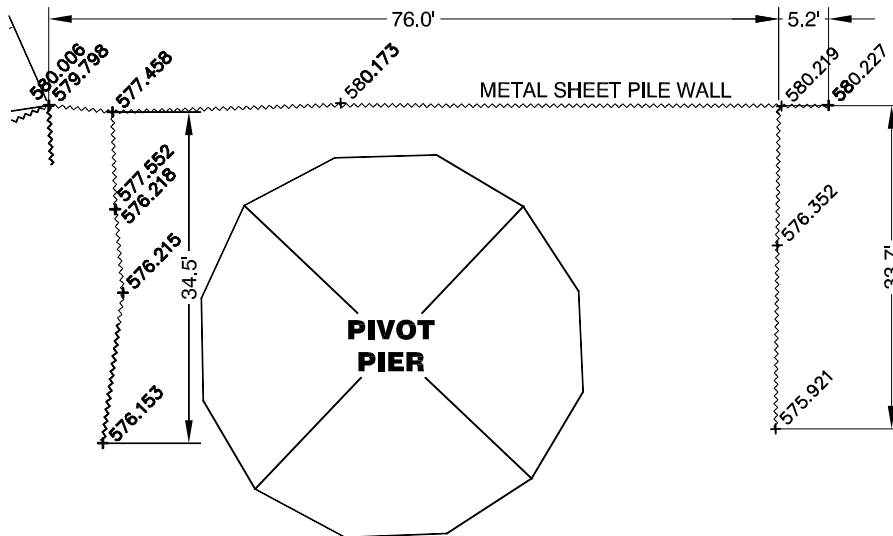


**LAND INFORMATION SERVICES, INC.**  
ENGINEERS, SURVEYORS & CONSULTANTS

10412 NORTH BAEHR ROAD  
MEQUON, WI 53092  
T 262.512.9000 F 262.512.9001  
www.lisinc.net

DRAWN BY: INITIALS  
CHECKED BY: INITIALS  
DATE: DATE  
JOB NUMBER: JOB#

## KINNICKINNIC RIVER



**Appendix G**  
**Parcel 424 As-built Drawings**

---

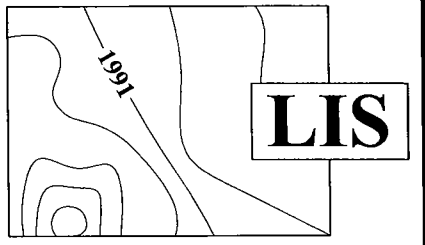


COPYRIGHT LAND INFORMATION SERVICES, 1991. ALL RIGHTS RESERVED - THIS DRAWING IS NOT TO BE REPRODUCED, CHANGED, COPIED OR ASSIGNED TO ANY THIRD PARTY IN ANY FORM OR MANNER WITHOUT FIRST OBTAINING THE EXPRESSED WRITTEN CONSENT OF LAND INFORMATION SERVICES.

LEGEND		ABBREVIATIONS		LINETYPES (CONT.)	
	BASKETBALL HOOP (BH)	F/L	FLOW LINE		METAL FENCE
	BENCHMARK (BM)	I.E.	INVERT ELEVATION		WOOD FENCE
	BOLLARD (BO)	FND	FOUND		GUARD RAIL
	BUSH, SHRUB, ETC.	MLP	METAL LIGHT POLE		BURIED CABLE TV
	CATCH BASIN ROUND (CB)	CLP	CONCRETE LIGHT POLE		BURIED COMMUNICATIONS
	CATCH BASIN SQUARE (CB)	WLP	WOOD LIGHT POLE		BURIED SEWER
	CLEAN OUT (CO)	FGLP	FIBERGLASS LIGHT POLE		BURIED ELECTRIC
	CURB INLET (CB)	MS	METAL SIGN		BURIED FIBER OPTIC
	EVERGREEN TREE (EG)	GM	GAS METER		BURIED GAS SERVICE
	FIRE HYDRANT (HYD)	EM	ELECTRIC METER		OVERHEAD UTILITY LINES
	FLAG POLE (FP)	D.S.E.	DOOR SILL ELEVATION		SANITARY SEWER
	GUY WIRE (GW)	EP	ELECTRIC PEDESTAL		STORM SEWER
	HANDICAP	F.F.E.	FIRST FLOOR ELEVATION		BURIED TELEPHONE
	IRON PIPE (I.P.)	FO	FIBER OPTIC CABLE		WATER MAIN / SERVICE
	LIGHT POLE	GV	GAS VALVE		
	MAIL BOX (MB)	WV	WATER VALVE		
	MANHOLE (MH)	CTP	CABLE TV PEDESTAL		
	MONITORING WELL (MW)	WLF	WETLAND FLAG		
	SIGN (TRAFFIC, ETC.)	YL	YARD LIGHT		
	SOIL BORING (SB)				
	TRAFFIC LIGHT (TL)				
	DECIDUOUS TREE (TR)				
	UTILITY MARKER				
	UTILITY METER				
	UTILITY PEDESTAL				
	UTILITY POLE (UP)				
	UTILITY VALVE				
	WATER WELL				

**LEGAL DESCRIPTION**

SCHEDULE A - LEGAL DESCRIPTION



**LAND INFORMATION SERVICES, INC.**  
ENGINEERS, SURVEYORS & CONSULTANTS

10412 NORTH BAEHR ROAD  
MEQUON, WI 53092  
T 262.512.9000 F 262.512.9001  
www.lisinc.net

AS BUILT SITE SURVEY

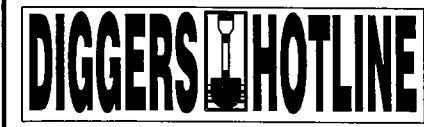
KINNICKINNIC RIVER

DRAWN BY: J.M.W  
CHECKED BY: M.L.W.  
DATE: 05/14/10  
JOB NUMBER: S10025R0AS

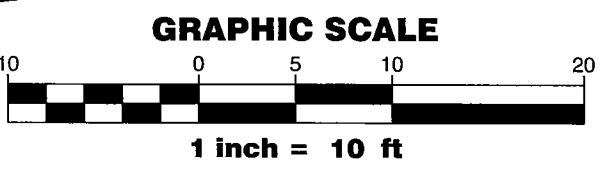
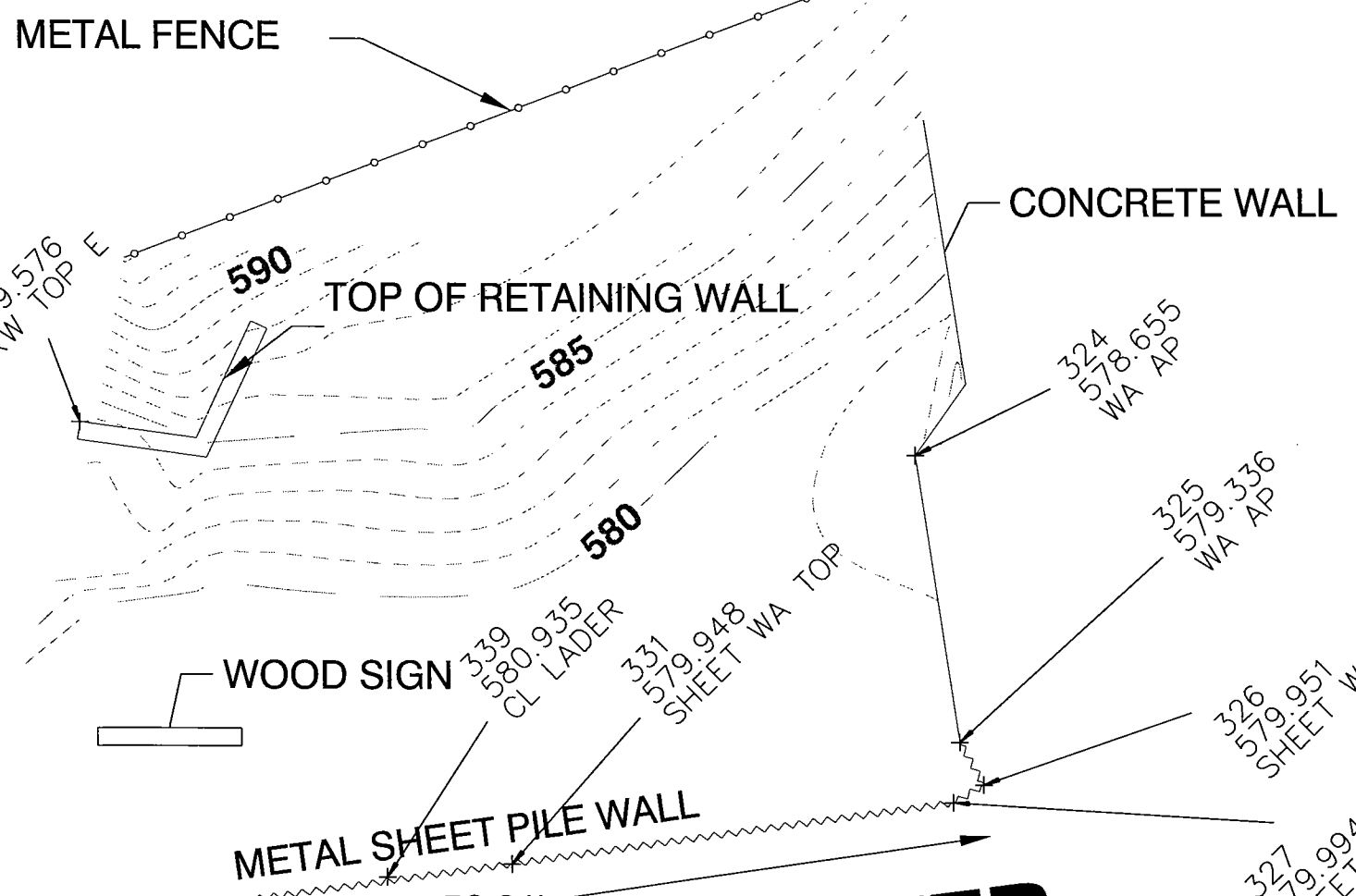
REVISIONS

NO.	DATE	DESCRIPTION

SHEET 1 OF 1



CALL DIGGERS HOTLINE  
811 or 1-800-242-8511 / MILW. AREA 259-1181  
WIS STATUTE 182.0175(1974) REQUIRES MIN. 3  
WORK DAYS NOTICE BEFORE YOU EXCAVATE



**Appendix H**  
**Waste Drum Disposal Information**

---

# ENVIRONMENTAL MONITORING AND TECHNOLOGIES, INC.



8100 North Austin • Morton Grove, IL 60053-3203  
847.967.6666 • 800.246.0663 • fax: 847.967.6735 • www.emt.com

Jo-Anne Gareau  
Ryba Marine Consturction Co.  
520 N. Main Street  
Ste. 301  
Cheboygan, MI 49721

October 09, 2009

RE KK River

Lab Orders:  
09100172

Dear Jo-Anne Gareau:

Enclosed are the analytical reports for the EMT Lab Order listed. Also included with this analytical report is a copy of the chain of custody associated with these samples. If you have any questions, please contact me at 847-967-6666.

Sincerely,

A handwritten signature in black ink, appearing to read 'Eric Jensen', written over a white circular stamp.

Eric Jensen  
Project Manager

Approved by,  
A handwritten signature in black ink, appearing to read 'Mitchell Ostrowski'.

Mitchell Ostrowski  
Laboratory Director

This Report Contains 5 pages

The Contents of this report apply to the sample(s) analyzed. No duplication is allowed except in its entirety.

State of Illinois Chemical Analysis in Drinking Water Accredited Lab. No. 100256  
State of Wisconsin Wastewater and Hazardous Waste No. 999888890

environmental laboratory and testing services  
| water | soil | air | product | waste |



8100 North Austin • Morton Grove, IL 60053-3203  
847.967.6666 • 800.246.0663 • fax: 847.967.6735 • www.emt.com

**CLIENT:** Ryba Marine Consturction Co.

**Date:** 10/9/2009

**Project:** KK River

## CASE NARRATIVE

**Lab Order:** 09100172

---

Unless otherwise noted, samples were analyzed using the methods outlined in the following references:

Test Methods for Evaluating Solid Waste, Physical/Chemical Methods, SW846, 3rd Edition

Unless otherwise noted, all method blanks, laboratory spikes, and/or matrix spikes met quality assurance objectives.

Sample results relate only to the analytes of interest tested and to the sample received at the laboratory.

All results are reported on a wet weight basis, unless otherwise noted. Dry weight adjusted results are indicated by the notation "dry" in the Units column.

The test results contained in this report meet all of the requirements of NELAC. Accreditation by the State of Illinois or Wisconsin is not an endorsement or a guarantee of the validity of data generated. For specific information regarding EMT's scope of accreditation, please contact your EMT project manager.

The Reporting Limit listed on the Report of Laboratory Analysis is EMT's reporting limit for the analyte reported. For most test methods this reporting limit is primarily based upon the lowest point in the calibration curve.

Analyst's initials of "OUT" indicate that the analyte was analyzed by a subcontracted laboratory.

### Method References:

SW=USEPA, Test Methods for Evaluating Solid Waste, SW-846.

E=USEPA Methods for the Determination of Inorganic Substances in Environmental Samples; Methods for Chemical Analysis of Water and Wastes; Methods for Organic Chemical Analysis of Municipal and Industrial Wastewater, 40 CFR Part 136, App A; methods for the Determination of Metals in Environmental Samples; Methods for the Determination of Organic Compounds in Drinking Water.

SM= APHA, Standard Methods for the Examination of Water and Wastewater.

D=ASTM, Annual Book of Standards

Batch numbers starting with a letter indicate an analytical batch while those that are exclusively numerals indicate a preparation batch.



8100 North Austin • Morton Grove, IL 60053-3203  
847.967.6666 • 800.246.0663 • fax: 847.967.6735 • www.emt.com

**CLIENT:** Ryba Marine Consturction Co.

**Date:** 10/9/2009

**Project:** KK River

## CASE NARRATIVE

**Lab Order:** 09100172

---

Analytical Comments for METHOD 1311\_8270NEW, MB-54321: Several surrogates are above the laboratory limits.

Analytical Comments for METHOD 1311\_8270NEW, LCS-54321: Several LCS target analytes and surrogates are above the laboratory limits.

Analytical Comments for METHOD 1311\_8270NEW, 09100172-01A: Several MS/MSD target analytes and surrogates are above the laboratory limits.



8100 North Austin • Morton Grove, IL 60053-3203  
847.967.6666 • 800.246.0663 • fax: 847.967.6735 • www.emt.com

## Report of Laboratory Analysis

**CLIENT:** Ryba Marine Consturction Co.  
**Lab Order:** 09100172  
**Project:** KK River  
**Lab ID:** 09100172-01

**Client Sample ID:** BROWN PAINT BARREL  
**Report Date:** 10/9/2009  
**Collection Date:** 9/23/2009  
**Matrix:** Solid

Analyses	Result	EMT Reporting Limit	Qual	Units	Date Analyzed	Batch	Analyst
<b>Semivolatile Organic Compounds, TCLP</b>		<b>Method: SW1311 / SW8270C / SW3510C</b>					
1,4-Dichlorobenzene	< 7.5	7.5		mg/L	10/9/09 01:16	54321	MNN
2,4,5-Trichlorophenol	< 400.	400.		mg/L	10/9/09 01:16	54321	MNN
2,4,6-Trichlorophenol	< 2.	2.		mg/L	10/9/09 01:16	54321	MNN
2,4-Dinitrotoluene	< 0.13	0.13		mg/L	10/9/09 01:16	54321	MNN
Hexachlorobenzene	< 0.13	0.13		mg/L	10/9/09 01:16	54321	MNN
Hexachlorobutadiene	< 0.5	0.5		mg/L	10/9/09 01:16	54321	MNN
Hexachloroethane	< 3.	3.		mg/L	10/9/09 01:16	54321	MNN
m,p-Cresol	0.055	200.	J	mg/L	10/9/09 01:16	54321	MNN
Nitrobenzene	< 2.	2.		mg/L	10/9/09 01:16	54321	MNN
o-Cresol	0.092	200.	J	mg/L	10/9/09 01:16	54321	MNN
Pentachlorophenol	0.029	100.	J	mg/L	10/9/09 01:16	54321	MNN
Pyridine	< 5.	5.		mg/L	10/9/09 01:16	54321	MNN
Cresols, total	0.15	200.	J	mg/L	10/9/09 01:16	54321	MNN

**Qualifiers:**

B - Analyte detected in the associated Method Blank  
E - Estimated  
H - Holding Time Exceeded

S - Spike Recovery outside accepted recovery limits  
R - RPD outside accepted recovery limits  
J - Analyte detected below quantitation limits

8100 North Austin • Morton Grove, IL 60053-3203  
847.967.6666 • 800.246.0663 • fax: 847.967.6735 • www.emt.com

## Report of Laboratory Analysis

**CLIENT:** Ryba Marine Consturction Co.  
**Lab Order:** 09100172  
**Project:** KK River  
**Lab ID:** 09100172-02

**Client Sample ID:** BLACK PAINT BARREL  
**Report Date:** 10/9/2009  
**Collection Date:** 9/23/2009  
**Matrix:** Solid

Analyses	Result	EMT Reporting Limit	Qual	Units	Date Analyzed	Batch	Analyst
<b>Semivolatile Organic Compounds, TCLP</b>		<b>Method: SW1311 / SW8270C / SW3510C</b>					
1,4-Dichlorobenzene	< 7.5	7.5		mg/L	10/9/09 12:02	54321	MNN
2,4,5-Trichlorophenol	< 400.	400.		mg/L	10/9/09 12:02	54321	MNN
2,4,6-Trichlorophenol	< 2.	2.		mg/L	10/9/09 12:02	54321	MNN
2,4-Dinitrotoluene	< 0.13	0.13		mg/L	10/9/09 12:02	54321	MNN
Hexachlorobenzene	< 0.13	0.13		mg/L	10/9/09 12:02	54321	MNN
Hexachlorobutadiene	< 0.5	0.5		mg/L	10/9/09 12:02	54321	MNN
Hexachloroethane	< 3.	3.		mg/L	10/9/09 12:02	54321	MNN
m,p-Cresol	3.2	200.	J	mg/L	10/9/09 12:02	54321	MNN
Nitrobenzene	< 2.	2.		mg/L	10/9/09 12:02	54321	MNN
o-Cresol	2.2	200.	J	mg/L	10/9/09 12:02	54321	MNN
Pentachlorophenol	< 100.	100.		mg/L	10/9/09 12:02	54321	MNN
Pyridine	< 5.	5.		mg/L	10/9/09 12:02	54321	MNN
Cresols, total	5.5	200.	J	mg/L	10/9/09 12:02	54321	MNN

**Qualifiers:**

B - Analyte detected in the associated Method Blank  
E - Estimated  
H - Holding Time Exceeded

S - Spike Recovery outside accepted recovery limits  
R - RPD outside accepted recovery limits  
J - Analyte detected below quantitation limits

# ENVIRONMENTAL MONITORING AND TECHNOLOGIES, INC.



8100 North Austin • Morton Grove, IL 60053-3203  
847.967.6666 • 800.246.0663 • fax: 847.967.6735 • www.emt.com

Jo-Anne Gareau  
Ryba Marine Consturction Co.  
520 N. Main Street  
Ste. 301  
Cheboygan, MI 49721

October 02, 2009

RE KK River

Lab Orders:  
09090626

Dear Jo-Anne Gareau:

Enclosed are the analytical reports for the EMT Lab Order listed. Also included with this analytical report is a copy of the chain of custody associated with these samples. If you have any questions, please contact me at 847-967-6666.

Sincerely,

Eric Jensen  
Project Manager

Approved by,

Mitchell Ostrowski  
Laboratory Director

This Report Contains 10 pages

The Contents of this report apply to the sample(s) analyzed. No duplication is allowed except in its entirety.

State of Illinois Chemical Analysis in Drinking Water Accredited Lab. No. 100256  
State of Wisconsin Wastewater and Hazardous Waste No. 999888890

environmental laboratory and testing services  
| water | soil | air | product | waste |



8100 North Austin • Morton Grove, IL 60053-3203  
847.967.6666 • 800.246.0663 • fax: 847.967.6735 • www.emt.com

**CLIENT:** Ryba Marine Consturction Co.

**Date:** 10/2/2009

**Project:** KK River

## CASE NARRATIVE

**Lab Order:** 09090626

---

Unless otherwise noted, samples were analyzed using the methods outlined in the following references:

Test Methods for Evaluating Solid Waste, Physical/Chemical Methods, SW846, 3rd Edition

Unless otherwise noted, all method blanks, laboratory spikes, and/or matrix spikes met quality assurance objectives.

Sample results relate only to the analytes of interest tested and to the sample received at the laboratory.

All results are reported on a wet weight basis, unless otherwise noted. Dry weight adjusted results are indicated by the notation "dry" in the Units column.

The test results contained in this report meet all of the requirements of NELAC. Accreditation by the State of Illinois or Wisconsin is not an endorsement or a guarantee of the validity of data generated. For specific information regarding EMT's scope of accreditation, please contact your EMT project manager.

The Reporting Limit listed on the Report of Laboratory Analysis is EMT's reporting limit for the analyte reported. For most test methods this reporting limit is primarily based upon the lowest point in the calibration curve.

Analyst's initials of "OUT" indicate that the analyte was analyzed by a subcontracted laboratory.

### Method References:

SW=USEPA, Test Methods for Evaluating Solid Waste, SW-846.

E=USEPA Methods for the Determination of Inorganic Substances in Environmental Samples; Methods for Chemical Analysis of Water and Wastes; Methods for Organic Chemical Analysis of Municipal and Industrial Wastewater, 40 CFR Part 136, App A; methods for the Determination of Metals in Environmental Samples; Methods for the Determination of Organic Compounds in Drinking Water.

SM= APHA, Standard Methods for the Examination of Water and Wastewater.

D=ASTM, Annual Book of Standards

Batch numbers starting with a letter indicate an analytical batch while those that are exclusively numerals indicate a preparation batch.



---

8100 North Austin • Morton Grove, IL 60053-3203  
847.967.6666 • 800.246.0663 • fax: 847.967.6735 • www.emt.com

**CLIENT:** Ryba Marine Consturction Co.

**Date:** 10/2/2009

**Project:** KK River

**CASE NARRATIVE**

**Lab Order:** 09090626

---

Analytical Comments for METHOD 8082\_O, 09090626-02A: Calculation was done using ESTD method.



8100 North Austin • Morton Grove, IL 60053-3203  
847.967.6666 • 800.246.0663 • fax: 847.967.6735 • www.emt.com

## Report of Laboratory Analysis

**CLIENT:** Ryba Marine Consturction Co. **Client Sample ID:** BROWN PAINT BARREL  
**Lab Order:** 09090626 **Report Date:** 10/2/2009  
**Project:** KK River **Collection Date:** 9/23/2009  
**Lab ID:** 09090626-01 **Matrix:** Solid

Analyses	Result	EMT Reporting Limit	Qual	Units	Date Analyzed	Batch	Analyst
<b>ICP Metals, TCLP Extracted</b>		<b>Method: SW6010B / SW3015</b>					
Arsenic	< 0.063	0.063		mg/L	9/29/09	54047	CS2
Barium	0.392	0.063		mg/L	9/29/09	54047	CS2
Cadmium	< 0.063	0.063		mg/L	9/29/09	54047	CS2
Chromium	< 0.063	0.063		mg/L	9/29/09	54047	CS2
Lead	0.526	0.063		mg/L	9/29/09	54047	CS2
Selenium	< 0.063	0.063		mg/L	9/29/09	54047	CS2
Silver	< 0.063	0.063		mg/L	9/29/09	54047	CS2
<b>Mercury, TCLP Extracted</b>		<b>Method: SW7470A / HG PREP</b>					
Mercury	< 0.0005	0.0005		mg/L	9/28/09	54061	IG
<b>Polychlorinated biphenyls (PCBs)</b>		<b>Method: SW8082 / SW3540C</b>					
Aroclor 1016	< 385.	385.		µg/Kg	9/27/09	54002	IP
Aroclor 1221	< 385.	385.		µg/Kg	9/27/09	54002	IP
Aroclor 1232	< 385.	385.		µg/Kg	9/27/09	54002	IP
Aroclor 1242	< 385.	385.		µg/Kg	9/27/09	54002	IP
Aroclor 1248	< 385.	385.		µg/Kg	9/27/09	54002	IP
Aroclor 1254	7690.	3850.		µg/Kg	9/27/09	54002	IP
Aroclor 1260	< 385.	385.		µg/Kg	9/27/09	54002	IP
<b>Surrogates:</b>							
2,4,5,6-Tetrachloro-m-xylene	106	9.34-155		%REC	9/27/09	54002	IP
Decachlorobiphenyl	116	13-177		%REC	9/27/09	54002	IP
<b>Volatile Organic Compounds by GC/MS</b>		<b>Method: SW8260B / SW5030A</b>					
1,1,1-Trichloroethane	< 19.5	19.5		µg/Kg	9/29/09 11:17	54098	XN
1,1,1,2-Tetrachloroethane	< 19.5	19.5		µg/Kg	9/29/09 11:17	54098	XN
1,1,2-Trichloroethane	< 19.5	19.5		µg/Kg	9/29/09 11:17	54098	XN
1,1-Dichloroethane	< 19.5	19.5		µg/Kg	9/29/09 11:17	54098	XN
1,1-Dichloroethene	< 19.5	19.5		µg/Kg	9/29/09 11:17	54098	XN
1,2-Dibromo-3-chloropropane	< 19.5	19.5		µg/Kg	9/29/09 11:17	54098	XN
1,2-Dibromoethane	< 2.5	2.5		µg/Kg	9/29/09 11:17	54098	XN
1,2-Dichloroethane	< 19.5	19.5		µg/Kg	9/29/09 11:17	54098	XN
1,2-Dichloropropane	< 19.5	19.5		µg/Kg	9/29/09 11:17	54098	XN
1-Butanol	< 976.	976.	C	µg/Kg	9/29/09 11:17	54098	XN

**Qualifiers:** B - Analyte detected in the associated Method Blank S - Spike Recovery outside accepted recovery limits  
E - Estimated R - RPD outside accepted recovery limits  
H - Holding Time Exceeded J - Analyte detected below quantitation limits  
C - Laboratory not accredited for this parameter

8100 North Austin • Morton Grove, IL 60053-3203  
847.967.6666 • 800.246.0663 • fax: 847.967.6735 • www.emt.com

## Report of Laboratory Analysis

**CLIENT:** Ryba Marine Consturction Co.  
**Lab Order:** 09090626  
**Project:** KK River  
**Lab ID:** 09090626-01

**Client Sample ID:** BROWN PAINT BARREL  
**Report Date:** 10/2/2009  
**Collection Date:** 9/23/2009  
**Matrix:** Solid

Analyses	Result	EMT Reporting Limit	Qual	Units	Date Analyzed	Batch	Analyst
2-Butanone	< 195.	195.		µg/Kg	9/29/09 11:17	54098	XN
2-Hexanone	< 195.	195.		µg/Kg	9/29/09 11:17	54098	XN
4-Methyl-2-pentanone	< 195.	195.		µg/Kg	9/29/09 11:17	54098	XN
Acetone	270.	468.	J	µg/Kg	9/29/09 11:17	54098	XN
Acrylonitrile	< 19.5	19.5		µg/Kg	9/29/09 11:17	54098	XN
Benzene	1.4	19.5	J	µg/Kg	9/29/09 11:17	54098	XN
Bromodichloromethane	< 19.5	19.5		µg/Kg	9/29/09 11:17	54098	XN
Bromoform	< 19.5	19.5		µg/Kg	9/29/09 11:17	54098	XN
Bromomethane	< 39.	39.		µg/Kg	9/29/09 11:17	54098	XN
Carbon disulfide	< 19.5	19.5		µg/Kg	9/29/09 11:17	54098	XN
Carbon tetrachloride	< 19.5	19.5		µg/Kg	9/29/09 11:17	54098	XN
Chlorobenzene	< 19.5	19.5		µg/Kg	9/29/09 11:17	54098	XN
Chloroethane	< 39.	39.		µg/Kg	9/29/09 11:17	54098	XN
Chloroform	< 19.5	19.5		µg/Kg	9/29/09 11:17	54098	XN
Chloromethane	< 39.	39.		µg/Kg	9/29/09 11:17	54098	XN
cis-1,2-Dichloroethene	< 19.5	19.5		µg/Kg	9/29/09 11:17	54098	XN
Dibromochloromethane	< 19.5	19.5		µg/Kg	9/29/09 11:17	54098	XN
Ethylbenzene	14700000.	976000.		µg/Kg	9/30/09 10:46	54116	XN
m,p-Xylene	42300000.	1950000.		µg/Kg	9/30/09 10:46	54116	XN
Methyl tert-butyl ether	< 19.5	19.5		µg/Kg	9/29/09 11:17	54098	XN
Methylene chloride	< 20.	20.		µg/Kg	9/29/09 11:17	54098	XN
o-Xylene	15900000.	976000.		µg/Kg	9/30/09 10:46	54116	XN
Styrene	< 19.5	19.5		µg/Kg	9/29/09 11:17	54098	XN
Tetrachloroethene	19.8	19.5		µg/Kg	9/29/09 11:17	54098	XN
Toluene	2400000.	976000.		µg/Kg	9/30/09 10:46	54116	XN
trans-1,2-Dichloroethene	< 19.5	19.5		µg/Kg	9/29/09 11:17	54098	XN
Trichloroethene	< 19.5	19.5		µg/Kg	9/29/09 11:17	54098	XN
Vinyl acetate	< 39.	39.		µg/Kg	9/29/09 11:17	54098	XN
Vinyl chloride	< 10.	10.		µg/Kg	9/29/09 11:17	54098	XN
1,3-Dichloropropene, Total	< 4.22	4.22		µg/Kg	9/29/09 11:17	54098	XN
Xylenes, Total	58300000.	2930000.		µg/Kg	9/30/09 10:46	54116	XN
<b>Surrogates:</b>							
1,2-Dichloroethane-d4	119	70-140		%REC	9/29/09 11:17	54098	XN
4-Bromofluorobenzene	86.9	80-130		%REC	9/29/09 11:17	54098	XN

**Qualifiers:** B - Analyte detected in the associated Method Blank  
E - Estimated  
H - Holding Time Exceeded  
C - Laboratory not accredited for this parameter  
S - Spike Recovery outside accepted recovery limits  
R - RPD outside accepted recovery limits  
J - Analyte detected below quantitation limits



8100 North Austin • Morton Grove, IL 60053-3203  
847.967.6666 • 800.246.0663 • fax: 847.967.6735 • www.emt.com

**Report of Laboratory Analysis**

**CLIENT:** Ryba Marine Consturction Co. **Client Sample ID:** BROWN PAINT BARREL  
**Lab Order:** 09090626 **Report Date:** 10/2/2009  
**Project:** KK River **Collection Date:** 9/23/2009  
**Lab ID:** 09090626-01 **Matrix:** Solid

Analyses	Result	EMT Reporting Limit	Qual	Units	Date Analyzed	Batch	Analyst
d4-1,2-Dichlorobenzene	110	80-125		%REC	9/29/09 11:17	54098	XN
Dibromofluoromethane	103	80-125		%REC	9/29/09 11:17	54098	XN
Fluorobenzene	96.2	80-120		%REC	9/29/09 11:17	54098	XN
Toluene-d8	87.0	80-120		%REC	9/29/09 11:17	54098	XN

**Qualifiers:**

- B - Analyte detected in the associated Method Blank
- E - Estimated
- H - Holding Time Exceeded
- C - Laboratory not accredited for this parameter
- S - Spike Recovery outside accepted recovery limits
- R - RPD outside accepted recovery limits
- J - Analyte detected below quantitation limits



8100 North Austin • Morton Grove, IL 60053-3203  
847.967.6666 • 800.246.0663 • fax: 847.967.6735 • www.emt.com

## Report of Laboratory Analysis

**CLIENT:** Ryba Marine Consturction Co.  
**Lab Order:** 09090626  
**Project:** KK River  
**Lab ID:** 09090626-02

**Client Sample ID:** BLACK PAINT BARREL  
**Report Date:** 10/2/2009  
**Collection Date:** 9/23/2009  
**Matrix:** Solid

Analyses	Result	EMT Reporting Limit	Qual	Units	Date Analyzed	Batch	Analyst
<b>ICP Metals, TCLP Extracted</b>		<b>Method: SW6010B / SW3015</b>					
Arsenic	< 0.063	0.063		mg/L	9/29/09	54047	CS2
Barium	0.318	0.063		mg/L	9/29/09	54047	CS2
Cadmium	< 0.063	0.063		mg/L	9/29/09	54047	CS2
Chromium	< 0.063	0.063		mg/L	9/29/09	54047	CS2
Lead	< 0.063	0.063		mg/L	9/29/09	54047	CS2
Selenium	< 0.063	0.063		mg/L	9/29/09	54047	CS2
Silver	0.007	0.063	J	mg/L	9/29/09	54047	CS2
<b>Mercury, TCLP Extracted</b>		<b>Method: SW7470A / HG PREP</b>					
Mercury	< 0.0005	0.0005		mg/L	9/28/09	54061	IG
<b>Polychlorinated biphenyls (PCBs)</b>		<b>Method: SW8082 / SW3580A</b>					
Aroclor 1016	< 0.8052	0.8052		mg/Kg	9/27/09	54010	IP
Aroclor 1221	< 0.8052	0.8052		mg/Kg	9/27/09	54010	IP
Aroclor 1232	< 0.8052	0.8052		mg/Kg	9/27/09	54010	IP
Aroclor 1242	< 0.8052	0.8052		mg/Kg	9/27/09	54010	IP
Aroclor 1248	< 0.8052	0.8052		mg/Kg	9/27/09	54010	IP
Aroclor 1254	< 0.8052	0.8052		mg/Kg	9/27/09	54010	IP
Aroclor 1260	< 0.8052	0.8052		mg/Kg	9/27/09	54010	IP
<b>Surrogates:</b>							
2,4,5,6-Tetrachloro-m-xylene	69.1	50-150		%REC	9/27/09	54010	IP
Decachlorobiphenyl	75.6	50-150		%REC	9/27/09	54010	IP
<b>Volatile Organic Compounds by GC/MS</b>		<b>Method: SW8260B / SW5030A</b>					
1,1,1-Trichloroethane	< 22.9	22.9		µg/Kg	9/29/09 12:25	54098	XN
1,1,1,2-Tetrachloroethane	< 22.9	22.9		µg/Kg	9/29/09 12:25	54098	XN
1,1,2-Trichloroethane	< 20.	20.		µg/Kg	9/29/09 12:25	54098	XN
1,1-Dichloroethane	< 22.9	22.9		µg/Kg	9/29/09 12:25	54098	XN
1,1-Dichloroethene	< 22.9	22.9		µg/Kg	9/29/09 12:25	54098	XN
1,2-Dibromo-3-chloropropane	< 22.9	22.9		µg/Kg	9/29/09 12:25	54098	XN
1,2-Dibromoethane	< 2.93	2.93		µg/Kg	9/29/09 12:25	54098	XN
1,2-Dichloroethane	< 20.	20.		µg/Kg	9/29/09 12:25	54098	XN
1,2-Dichloropropane	< 22.9	22.9		µg/Kg	9/29/09 12:25	54098	XN
1-Butanol	< 1140.	1140.	C	µg/Kg	9/29/09 12:25	54098	XN

**Qualifiers:** B - Analyte detected in the associated Method Blank  
E - Estimated  
H - Holding Time Exceeded  
C - Laboratory not accredited for this parameter  
S - Spike Recovery outside accepted recovery limits  
R - RPD outside accepted recovery limits  
J - Analyte detected below quantitation limits

8100 North Austin • Morton Grove, IL 60053-3203  
847.967.6666 • 800.246.0663 • fax: 847.967.6735 • www.emt.com

## Report of Laboratory Analysis

**CLIENT:** Ryba Marine Consturction Co.  
**Lab Order:** 09090626  
**Project:** KK River  
**Lab ID:** 09090626-02

**Client Sample ID:** BLACK PAINT BARREL  
**Report Date:** 10/2/2009  
**Collection Date:** 9/23/2009  
**Matrix:** Solid

Analyses	Result	EMT Reporting Limit	Qual	Units	Date Analyzed	Batch	Analyst
2-Butanone	< 229.	229.		µg/Kg	9/29/09 12:25	54098	XN
2-Hexanone	< 229.	229.		µg/Kg	9/29/09 12:25	54098	XN
4-Methyl-2-pentanone	< 229.	229.		µg/Kg	9/29/09 12:25	54098	XN
Acetone	< 549.	549.		µg/Kg	9/29/09 12:25	54098	XN
Acrylonitrile	< 22.9	22.9		µg/Kg	9/29/09 12:25	54098	XN
Benzene	1320000.	229000.		µg/Kg	10/1/09 12:02	54153	XN
Bromodichloromethane	< 22.9	22.9		µg/Kg	9/29/09 12:25	54098	XN
Bromoform	< 22.9	22.9		µg/Kg	9/29/09 12:25	54098	XN
Bromomethane	< 45.8	45.8		µg/Kg	9/29/09 12:25	54098	XN
Carbon disulfide	< 22.9	22.9		µg/Kg	9/29/09 12:25	54098	XN
Carbon tetrachloride	< 22.9	22.9		µg/Kg	9/29/09 12:25	54098	XN
Chlorobenzene	< 22.9	22.9		µg/Kg	9/29/09 12:25	54098	XN
Chloroethane	< 45.8	45.8		µg/Kg	9/29/09 12:25	54098	XN
Chloroform	< 22.9	22.9		µg/Kg	9/29/09 12:25	54098	XN
Chloromethane	< 45.8	45.8		µg/Kg	9/29/09 12:25	54098	XN
cis-1,2-Dichloroethene	< 22.9	22.9		µg/Kg	9/29/09 12:25	54098	XN
Dibromochloromethane	< 22.9	22.9		µg/Kg	9/29/09 12:25	54098	XN
Ethylbenzene	611000.	114000.		µg/Kg	9/30/09 10:12	54116	XN
m,p-Xylene	5580000.	229000.		µg/Kg	9/30/09 10:12	54116	XN
Methyl tert-butyl ether	< 22.9	22.9		µg/Kg	9/29/09 12:25	54098	XN
Methylene chloride	< 20.	20.		µg/Kg	9/29/09 12:25	54098	XN
o-Xylene	2220000.	114000.		µg/Kg	9/30/09 10:12	54116	XN
Styrene	5810000.	229000.		µg/Kg	10/1/09 12:02	54153	XN
Tetrachloroethene	2.2	22.9	J	µg/Kg	9/29/09 12:25	54098	XN
Toluene	2060000.	114000.		µg/Kg	9/30/09 10:12	54116	XN
trans-1,2-Dichloroethene	< 22.9	22.9		µg/Kg	9/29/09 12:25	54098	XN
Trichloroethene	45.3	22.9		µg/Kg	9/29/09 12:25	54098	XN
Vinyl acetate	< 45.8	45.8		µg/Kg	9/29/09 12:25	54098	XN
Vinyl chloride	< 10.	10.		µg/Kg	9/29/09 12:25	54098	XN
1,3-Dichloropropene, Total	< 4.95	4.95		µg/Kg	9/29/09 12:25	54098	XN
Xylenes, Total	7800000.	343000.		µg/Kg	9/30/09 10:12	54116	XN
<b>Surrogates:</b>							
1,2-Dichloroethane-d4	85.9	70-140		%REC	9/29/09 12:25	54098	XN
4-Bromofluorobenzene	90.5	80-130		%REC	9/29/09 12:25	54098	XN

**Qualifiers:**

B - Analyte detected in the associated Method Blank  
E - Estimated  
H - Holding Time Exceeded  
C - Laboratory not accredited for this parameter

S - Spike Recovery outside accepted recovery limits  
R - RPD outside accepted recovery limits  
J - Analyte detected below quantitation limits





8100 North Austin • Morton Grove, IL 60053-3203  
847.967.6666 • 800.246.0663 • fax: 847.967.6735 • www.emt.com

**Report of Laboratory Analysis**

**CLIENT:** Ryba Marine Consturction Co. **Client Sample ID:** BLACK PAINT BARREL  
**Lab Order:** 09090626 **Report Date:** 10/2/2009  
**Project:** KK River **Collection Date:** 9/23/2009  
**Lab ID:** 09090626-02 **Matrix:** Solid


Analyses	Result	EMT Reporting Limit	Qual	Units	Date Analyzed	Batch	Analyst
d4-1,2-Dichlorobenzene	99.3	80-125		%REC	9/29/09 12:25	54098	XN
Dibromofluoromethane	104	80-125		%REC	9/29/09 12:25	54098	XN
Fluorobenzene	96.0	80-120		%REC	9/29/09 12:25	54098	XN
Toluene-d8	89.0	80-120		%REC	9/29/09 12:25	54098	XN

**Qualifiers:**

- B - Analyte detected in the associated Method Blank
- E - Estimated
- H - Holding Time Exceeded
- C - Laboratory not accredited for this parameter
- S - Spike Recovery outside accepted recovery limits
- R - RPD outside accepted recovery limits
- J - Analyte detected below quantitation limits





<b>SEND COMPLETED FORM TO:</b> The Appropriate State or EPA Regional Office.	United States Environmental Protection Agency <b>RCRA SUBTITLE C SITE IDENTIFICATION FORM</b>		
<b>1. Reason for Submittal</b> (See instructions on page 13.)  MARK ALL BOX(ES) THAT APPLY	<b>Reason for Submittal:</b> <input checked="" type="checkbox"/> To provide Initial Notification of Regulated Waste Activity (to obtain an EPA ID Number for hazardous waste, universal waste, or used oil activities) <input type="checkbox"/> To provide Subsequent Notification of Regulated Waste Activity (to update site identification information) <input type="checkbox"/> As a component of a First RCRA Hazardous Waste Part A Permit Application <input type="checkbox"/> As a component of a Revised RCRA Hazardous Waste Part A Permit Application (Amendment # _____) <input type="checkbox"/> As a component of the Hazardous Waste Report		
<b>2. Site EPA ID Number</b> (page 14)	<b>EPA ID Number</b> 		
<b>3. Site Name</b> (page 14)	<b>Name:</b> Kinnickinnic River, Milwaukee Estuary Area of Concern		
<b>4. Site Location Information</b> (page 14)	<b>Street Address:</b> Between Kinnickinnic Avenue and Becher Street		
	<b>City, Town, or Village:</b> Milwaukee	<b>State:</b> Wisconsin	
	<b>County Name:</b> Milwaukee	<b>Zip Code:</b> 53207	
<b>5. Site Land Type</b> (page 14)	<b>Site Land Type:</b> <input type="checkbox"/> Private <input type="checkbox"/> County <input type="checkbox"/> District <input type="checkbox"/> Federal <input type="checkbox"/> Indian <input type="checkbox"/> Municipal <input type="checkbox"/> State <input checked="" type="checkbox"/> Other		
<b>6. North American Industry Classification System (NAICS) Code(s) for the Site</b> (page 14)	<b>A.</b>   9   2   4   1   1   0	<b>B.</b> 	
	<b>C.</b> 	<b>D.</b> 	
<b>7. Site Mailing Address</b> (page 15)	<b>Street or P. O. Box:</b> NA - See Item 12		
	<b>City, Town, or Village:</b> -		
	<b>State:</b> -		
	<b>Country:</b> _	<b>Zip Code:</b> _	
<b>8. Site Contact Person</b> (page 15)	<b>First Name:</b> Ajit	<b>MI:</b>	<b>Last Name:</b> Vaidya
	<b>Phone Number:</b> 312.353.5713 <b>Extension:</b>		<b>Email address:</b> vaidya.ajit@epa.gov
<b>9. Operator and Legal Owner of the Site</b> (pages 15 and 16)	<b>A. Name of Site's Operator:</b> NA		<b>Date Became Operator (mm/dd/yyyy):</b>
	<b>Operator Type:</b> <input type="checkbox"/> Private <input type="checkbox"/> County <input type="checkbox"/> District <input type="checkbox"/> Federal <input type="checkbox"/> Indian <input type="checkbox"/> Municipal <input type="checkbox"/> State <input type="checkbox"/> Other		
	<b>B. Name of Site's Legal Owner:</b> Ajit Vaidya, USEPA, GLNPO		<b>Date Became Owner (mm/dd/yyyy):</b> 06/01/2009
<b>Owner Type:</b> <input type="checkbox"/> Private <input type="checkbox"/> County <input type="checkbox"/> District <input checked="" type="checkbox"/> Federal <input type="checkbox"/> Indian <input type="checkbox"/> Municipal <input type="checkbox"/> State <input type="checkbox"/> Other			



EPA ID NO: | | | | | | | | | | | | | | | | | | | | | |

OMB#: 2050-0028 Expires 06/30/2009

**11. Description of Hazardous Wastes (See instructions on page 21.)**

**A. Waste Codes for Federally Regulated Hazardous Wastes.** Please list the waste codes of the Federal hazardous wastes handled at your site. List them in the order they are presented in the regulations (e.g., D001, D003, F007, U112). Use an additional page if more spaces are needed.

D018						
D001						

**B. Waste Codes for State-Regulated (i.e., non-Federal) Hazardous Wastes.** Please list the waste codes of the State-regulated hazardous wastes handled at your site. List them in the order they are presented in the regulations. Use an additional page if more spaces are needed for waste codes.

NA						

**12. Comments (See instructions on page 21.)**

Item 7 - Work being done along the Kinnickinnic River.


Item 8 - Please provide copies of all documents to the additional site contact: Robert Stryker, CH2M Hill

Address: 135 South 84th Street, Suite 325, Milwaukee, WI 53214

Phone: Office (414.847.0430); Mobile (262.894.4693); Fax (414.454.8703)

Item 9: Office Phone (312.353.5713); Fax (312-886-6869)

**13. Certification.** I certify under penalty of law that this document and all attachments were prepared under my direction or supervision in accordance with a system designed to assure that qualified personnel properly gather and evaluate the information submitted. Based on my inquiry of the person or persons who manage the system, or those persons directly responsible for gathering the information, the information submitted is, to the best of my knowledge and belief, true, accurate, and complete. I am aware that there are significant penalties for submitting false information, including the possibility of fine and imprisonment for knowing violations. For the RCRA Hazardous Waste Part A Permit Application, all operator(s) and owner(s) must sign (see 40 CFR 270.10 (b) and 270.11). (See instructions on page 21.)

Signature of operator, owner, or an authorized representative	Name and Official Title (type or print)	Date Signed (mm/dd/yyyy)
	Ajit Vaidya, P.E., Environmental Engineer Project Manager, U.S. Environmental Protection Agency	10-27-09



<b>UNIFORM HAZARDOUS WASTE MANIFEST</b>		1. Generator ID Number <b>WIR000136838</b>	2. Page 1 of	3. Emergency Response Phone <b>414-236-1083</b>	4. Manifest Tracking Number <b>001068837 GBF</b>		
5. Generator's Name and Mailing Address <b>Kinnickinnic River, Milwaukee Estuary Area of Concern Between Kinnickinnic Avenue &amp; Becher Street Milwaukee, WI 53207</b>		Generator's Site Address (if different than mailing address) <b>312-353-5713</b>					
6. Transporter 1 Company Name <b>BADGER Disposal of WI, Inc</b>		U.S. EPA ID Number <b>WID988580056</b>					
7. Transporter 2 Company Name		U.S. EPA ID Number					
8. Designated Facility Name and Site Address <b>BADGER Disposal of WI, Inc 5011 W. Hemlock Street Milwaukee, WI 53223</b>		U.S. EPA ID Number <b>WID988580056</b>					
Facility's Phone: <b>414-760-9175</b>							
9a. HM	9b. U.S. DOT Description (including Proper Shipping Name, Hazard Class, ID Number, and Packing Group (if any))	10. Containers		11. Total Quantity	12. Unit Wt./Vol.	13. Waste Codes	
		No.	Type				
X	1. RQ UN1993, Waste Flammable Liquid n.o.s. (Xylene, toluene) 3, II	2	DM	100 HOMG		F005	F005
X	2. RQ UN1993, Waste Flammable Liquid n.o.s. (tar) 3, II	1	DM DF	85 HSA G		D001	D018
	3.						
	4.						
14. Special Handling Instructions and Additional Information <b>1) 21075 2) 21076</b>							
15. GENERATOR'S/OFFEROR'S CERTIFICATION: I hereby declare that the contents of this consignment are fully and accurately described above by the proper shipping name, and are classified, packaged, marked and labeled/placarded, and are in all respects in proper condition for transport according to applicable international and national governmental regulations. If export shipment and I am the Primary Exporter, I certify that the contents of this consignment conform to the terms of the attached EPA Acknowledgment of Consent. I certify that the waste minimization statement identified in 40 CFR 262.27(a) (if I am a large quantity generator) or (b) (if I am a small quantity generator) is true.							
Generator's/Offeror's Printed/Typed Name <b>MICHAEL LEHMAN/CH2MHILL ON BEHALF OF THE USE PA</b>				Signature <i>[Signature]</i>		Month Day Year <b>10   30   09</b>	
16. International Shipments <input type="checkbox"/> Import to U.S. <input type="checkbox"/> Export from U.S. Port of entry/exit: _____ Date leaving U.S.: _____							
17. Transporter Acknowledgment of Receipt of Materials							
Transporter 1 Printed/Typed Name <b>Mike Awecki</b>				Signature <i>[Signature]</i>		Month Day Year <b>10   30   09</b>	
Transporter 2 Printed/Typed Name				Signature		Month Day Year	
18. Discrepancy							
18a. Discrepancy Indication Space <input type="checkbox"/> Quantity <input type="checkbox"/> Type <input type="checkbox"/> Residue <input type="checkbox"/> Partial Rejection <input type="checkbox"/> Full Rejection							
Manifest Reference Number:							
18b. Alternate Facility (or Generator)						U.S. EPA ID Number	
Facility's Phone:							
18c. Signature of Alternate Facility (or Generator)						Month Day Year	
19. Hazardous Waste Report Management Method Codes (i.e., codes for hazardous waste treatment, disposal, and recycling systems)							
1. <b>H061</b>		2. <b>H061</b>		3.		4.	
20. Designated Facility Owner or Operator: Certification of receipt of hazardous materials covered by the manifest except as noted in Item 18a							
Printed/Typed Name <b>Marty Schmit</b>				Signature <i>[Signature]</i>		Month Day Year <b>11   2   09</b>	

COPY

Hazardous Waste Restricted from Land Disposal Certification

Line item 1,2 (1,2,3 or 4) is subject to the land disposal restrictions of 40CFR Part 268. In accordance with 40CFR 268.7, this generator is providing notice that the waste does not meet the treatment standards specified in Part 268 subpart D, or does not meet the prohibitions specified in 268.32 or RCRA section 3004 (d).

The shipment contains F001 - F005 spent solvents (Complete Table A, page 2)

The shipment contains other Land Disposal Restricted materials. List all US EPA hazardous waste codes that apply to this waste shipment. (Complete Table B, page 3) (D001 CMBST)

The shipment contains F039 multi-source leachate, or D001 (DEACT), D002 (DEACT) waste prohibited under 40 CFR Section 268.37 or D012 through D043 waste prohibited under the revision to 40 CFR Section 268.48. (Complete Table B, page 3, and/or Table C, page 4)

The shipment contains labpacks (Complete Table D, page 6)

Vaste Management. Using the following guidelines based on 40CFR 268.7, enter the appropriate letter in the "Management" column located on Table B.

- 1. RESTRICTED WASTE REQUIRING FURTHER TREATMENT. This waste must be treated in the applicable treatment standards set forth in 40CFR part 266 subpart D, 268.32, or RCRA Section 3004(d). For "Hazardous Debris", this hazardous debris is subject to the alternative treatment standards of 40CFR 268.45.
- 2. RESTRICTED WASTE TREATED TO PERFORMANCE STANDARDS. "I certify under penalty of law that I have personally examined and am familiar with the treatment technology and operation of the treatment process used to support this certification and that based on my inquiry of those individuals immediately responsible for obtaining this information, I believe that the treatment process has been operated and maintained properly so as to comply with the performance levels specified in 40CFR 268 subpart D, and all applicable prohibitions set forth in 40CFR 268.32 or RCRA section 3004(d) without impermissible dilution of the prohibited waste. I am aware that there are significant penalties for submitting a false certification, including the possibility of fine and imprisonment."
- 3. RESTRICTED WASTES FOR WHICH THE TREATMENT STANDARD IS A SPECIFIED TECHNOLOGY AND THE WASTE HAS BEEN TREATED BY THAT TECHNOLOGY. "I certify under penalty of law that the waste has been treated in accordance with the requirements of 40CFR 268.42. I am aware that there are significant penalties for submitting a false certification, including the possibility of fine and imprisonment.
- 4. GOOD FAITH ANALYTICAL CERTIFICATION FOR INCINERATED ORGANICS. "I certify under penalty of law that I have personally examined and am familiar with the treatment technology and operation of the treatment process used to support this certification and that based on my inquiry of those individuals immediately responsible for obtaining this information, I believe that the non wastewater organic constituents have been treated by incineration in units operated in accordance with 40CFR Part 264 Subpart O or 40CFR Part 265 Subpart D or by combustion in fuel substitution units in accordance with applicable technical requirements, and I have been unable to detect the non-wastewater organic constituents despite having used good faith efforts to analyze for such constituents. I am aware that there are significant penalties for submitting a false certification, including the possibility of fine and imprisonment.
- 5. RESTRICTED WASTE SUBJECT TO A VARIANCE. This waste is subject to a national capacity variance, a treatable variance, or a case - by - case extension. Enter the effective date of the prohibition in this column as well. For hazardous debris: "This hazardous debris is subject to the alternative treatment standards of 40CFR Part 265.45."
- 6. RESTRICTED WASTE WHICH CAN BE LAND DISPOSED WITHOUT FURTHER TREATMENT. "I have determined that this waste meets all applicable treatment standards set forth in 40 CFR Part 268 Subpart D, and all applicable prohibition levels set forth in Section 268.32, or RCRA Section 3004(d), and therefore can be land disposed without further

treatment." A copy of all applicable treatment standards and specified treatment methods is maintained at the treatment, storage and disposal facility named above. " I certify under penalty of law that I personally have examined and am familiar with the waste through analysis and testing or through knowledge of the waste to support the certification that the waste complies with the treatment standards specified in 40CFR Part 268 subpart D, and all applicable prohibitions set forth in 40 CFR 268.32 or RCRA Section 3004 (d). I believe that the information I have submitted is true, accurate, and complete. I am aware that there are significant penalties for submitting false certification including the possibility of a fine and imprisonment."

3. WASTE IS NOT CURRENTLY SUBJECT TO PART 268 RESTRICTIONS. This waste is a newly identified waste that is not currently subject to any 40CFR 265 restrictions.

**TABLE A**  
Treatment Standards for F001 - F005 Spent Solvents

Waste Code	Constituents of Concern	Non-Wastewater	
		Total composition mg/kg	TCLP mg/L
11 <input type="checkbox"/>	Carbon Tetrachloride	6	-
11 <input type="checkbox"/>	Methylene Chloride	30	-
11 <input type="checkbox"/>	Tetrachloroethylene	6	-
11 <input type="checkbox"/>	1,1,1-Trichloroethane	6	-
11 <input type="checkbox"/>	Trichloroethylene	6	-
11 <input type="checkbox"/>	1,1,2-Trichloro-1,2,2-trifluoroethane	30	-
11 <input type="checkbox"/>	Trichloromonofluoromethane	30	-
12 <input type="checkbox"/>	Chlorobenzene	6	-
12 <input type="checkbox"/>	o-dichlorobenzene	6	-
12 <input type="checkbox"/>	Methylene Chloride	30	-
12 <input type="checkbox"/>	Methylene Chloride (Pharmaceutical Industry)	-	-
12 <input type="checkbox"/>	Tetrachloroethylene	6	-
12 <input type="checkbox"/>	1,1,1-Trichloroethane	6	-
12 <input type="checkbox"/>	1,1,2-Trichloroethane	6	-
12 <input type="checkbox"/>	Trichloroethylene	6	-
12 <input type="checkbox"/>	1,1,2-Trichloro-1,2,2-trifluoroethane	30	-
12 <input type="checkbox"/>	Trichloromonofluoromethane	30	-

Waste Code	Constituents of Concern	Non-Wastewater	
		Total composition mg/kg	TCLP mg/L
F003 <input type="checkbox"/>	Acetone	160	-
F003 <input type="checkbox"/>	n-Butyl Alcohol	2.6	-
F003 <input type="checkbox"/>	Cyclohexanone		0.75
F003 <input type="checkbox"/>	Ethyl Acetate	33	-
F003 <input type="checkbox"/>	Ethyl Benzene	10	-
F003 <input type="checkbox"/>	Ethyl Ether	160	-
F003 <input type="checkbox"/>	Methanol		0.75
F003 <input type="checkbox"/>	Methyl Isobutyl Ketone	33	
F003 <input type="checkbox"/>	Xylenes (total)	30	-
F004 <input type="checkbox"/>	Cresol	5.6	-
F004 <input type="checkbox"/>	Nitrobenzene	14	-
F005 <input type="checkbox"/>	Benzene	10	-
F005 <input type="checkbox"/>	Carbon Disulfide		4.8
F005 <input type="checkbox"/>	2-Ethoxyethanol	INCIN	
F005 <input type="checkbox"/>	Isobutyl Alcohol	170	
F005 <input type="checkbox"/>	Methyl Ethyl Ketone	36	
F005 <input type="checkbox"/>	2-Nitropropane	INCIN	
F005 <input type="checkbox"/>	Pyridine	16	
F005 <input type="checkbox"/>	Toluene	10	



D001, D002, or D012 through D043 requires treatment to 268.40 standards, then each underlying hazardous constituent present the waste at the point of generation and at a level above the UTS constituents listed treatment standard must be checked.

D001 or D002 requires treatment of deactivation and meets F039 standards then each underlying hazardous constituent present the waste at the point of generation and at a level above the F039 and UTS constituent listed treatment standard must be checked.

THERE ARE NO UTS CONSTITUENTS PRESENT IN THE WASTE UPON IT'S INITIAL GENERATION CHECK HERE

Check the underlying individual constituents likely to be present from the list below:

Regulated Constituent	WW	NWW
Acenaphthylene	0.059	3.4
Acenaphthene	0.059	3.4
Acetone	0.28	160
Acetonitrile	5.6	1.8 <sup>2</sup>
Acetophenone	0.010	9.7
2-Acetylaminofluorene	0.059	140
Acrolein	0.28	NA
Acrylamide	19 <sup>2</sup>	23 <sup>2</sup>
Acrylonitrile	0.24	84
Aldrin	0.021	0.066
4-Aminobiphenyl	0.13	NA
Aniline	0.81	14
Anthracene	0.059	3.4
Aramite	0.36	NA
alpha-BHC	0.00014	0.066
beta-BHC	0.00014	0.066
Gamma-BHC	0.023	0.066
gamma-BHC (Lindane)	0.00017	0.066
Benzene	0.14	10
Benz (a) anthracene	0.059	3.4
Benzal chloride	0.055 <sup>2</sup>	60 <sup>2</sup>
Benzo (b) fluoranthene	0.11	68
Benzo (k) fluoranthene	0.11	68
Benzo (ghi) perylene	0.0055	18
Benzo (a) pyrene	0.061	34
Bromodichloromethane	0.35	15
Bromoform (Tribromomethane)	0.63	15
Bromomethane (methyl bromide)	0.11	15
4-Bromophenyl phenyl ether	0.0055	15
n-Butanol (n-butyl alcohol)	5.6	2.6
Butyl benzyl phthalate	0.017	28
2-sec Butyl 4,6 dinitrophenol (Dinoseb)	0.066	2.5
Carbon Disulfide	3.8	1.8 <sup>1,2</sup>
Carbon Tetrachloride	0.057	6.0
o-Dichlorobenzene	0.088	6.0
p-Dichlorobenzene	0.090	6.0
Dichlorodifluoromethane	0.23	7.2
1,1-Dichloroethane	0.59	6.0
1,2-Dichloromethane	0.21	6.0
1,1-Dichloroethylene	0.025	6.0
trans-1,2-Dichloroethylene	0.054	30
2,4-Dichlorophenol	0.044	14
2,6-Dichlorophenol	0.044	14
1,2-Dichloropropane	0.85	18
cis-1,3-Dichloropropylene	0.036	18
trans-1,3-Dichloropropylene	0.035	18
Dieldrin	0.017	0.13
Diethyl phthalate	0.20	28
o-Dimethylaminoazobenzene	0.13	NA
2,4-Dimethyl Phenol	0.036	14
Dimethyl Phthalate	0.047	28
Di-n-butyl Phthalate	0.057	28
1,4-Dinitrobenzene	0.32	2.3

Regulated Constituent	WW	NWW
chlordan (alpha & gamma)	0.0033	0.26
o-Chloroaniline	0.46	16
Chlorobenzene	0.057	6.0
Chlorobenzilate	0.10	NA
2-chloro-1,3 butadiene	0.057	0.28 <sup>2</sup>
Chlorodibromomethane	0.27	15
Chloroethane	0.036	6.0
bis-(2-Chloroethoxy) methane	0.033	7.2
bis-(2-Chloroethyl) ether	0.033	6.0
Chloroform	0.046	6.0
bis-(2-Chloroisopropyl) ether	0.055	6.0
o-Chloro-m-cresol	0.018	14
2-Chloroethyl Vinyl ether	0.062 <sup>2</sup>	NA <sup>2</sup>
Chloromethane (methyl chloride)	0.19	30
2-Chloronaphthalene	0.055	5.6
2-Chlorophenol	0.044	5.7
3-Chloropropylene	0.036	30
Chrysene	0.059	3.4
o-Cresol	0.11	5.6
Cresol (m- and p- isomers)	0.77	5.6
Cyclohexanone	0.36	0.75 <sup>2</sup>
1,2-Dibromo-3-Chloropropane	0.11	15
1,2-Dibromoethane (Ethylene dibromide)	0.028	15
Dibromomethane	0.11	15
2,4-Dichlorophenoxyacetic acid (2,4-D)	0.72	10
o,p-DDD	0.023	0.087
p,p-DDD	0.023	0.087
p,p-DDE	0.031	0.087
p,p-DDE	0.031	0.087
o,p-DDT	0.0039	0.087
p,p-DDT	0.0039	0.087
Dibenz (a,h) anthracene	0.055	8.2
Dibenz (a,e) pyrene	0.061	NA
m-Dichlorobenzene	0.036	6.0
Fluoranthene	0.068	3.4
Fluorene	0.059	3.4
Heptachlor	0.0012	0.066
Heptachlor epoxide	0.016	0.066
Hexachlorobenzene	0.055	10
Hexachlorobutadiene	0.055	5.6
Hexachlorocyclopentadiene	0.057	2.4
Hexachlorodibenzo-furans	0.000063	0.001
Hexachlorodibenzo-p-dioxins	0.000063	0.001
Hexachloroethane	0.055	30
Hexachloropropylene	0.035	30
Indeno (1,2,3-c,d) pyrene	0.0055	3.4
Iodomethane	0.19	65
Isobutanol (Isobutyl Alcohol)	5.6	170
Isodrin	0.021	0.066
Isosafrole	0.081	2.6
Kepona	0.0011	0.13
Methacrylonitrile	0.24	84
Methanol	5.6	0.75 <sup>1,2</sup>



Regulated Constituent	WW	NWW
4,6-Dinitro-o-cresol	0.28	160
2,4-Dinitrophenol	0.12	160
2,4-Dinitrotoluene	0.32	140
2,6-Dinitrotoluene	0.55	28
Di-n-octyl phthalate	0.017	28
Di-n-propylnitrosamine	0.40	14
1,4-Dioxane	NA	170
Diphenylamine <sup>4</sup>	0.92	13 <sup>2</sup>
Diphenylnitrosamine <sup>4</sup>	0.92	13 <sup>3</sup>
1,2-Diphenyl hydrazine	0.087	NA
Disulfoton	0.017	6.2
Endosulfan I	0.023	0.066
Endosulfan II	0.029	0.13
Endosulfan sulfate	0.029	0.13
Endrin	0.0026	0.13
Endrin aldehyde	0.025	0.13
Ethyl acetate	0.34	33
Ethyl benzene	0.057	10
Ethyl cyanide (Propanenitrile)	0.24	360
Ethyl ether	0.12	160
bis-(2-Ethylhexyl) phthalate	0.28	28
Ethyl methacrylate	0.14	180
Ethylene oxide	0.12	NA
Famphur	0.017	15
N-Nitrosopyrrolidine	0.013	35
Parathion	0.014	4.6
PCB's (Total all isomers or Aroclors)	0.10	10
Pentachlorobenzene	0.55	10
Pentachloroethane	0.55 <sup>2</sup>	6.0 <sup>2</sup>
Pentachlorodibenzo-furans	0.000035	0.001
Pentachlorodibenzo-p-dioxins	0.000063	0.001
Pentachloronitrobenzene	0.055	4.8
Pentachlorophenol	0.089	7.4
Phenacetin	0.081	16
Phenanthrene	0.059	5.6
Phenol	0.039	6.2
Phorate	0.021	4.6
Phthalic acid	0.55 <sup>2</sup>	26 <sup>2</sup>
Phthalic anhydride	0.055	26 <sup>2</sup>
Pronamide	0.93	15
Pyrene	0.067	82
Pyridine	0.014	16
Safrole	0.081	22
Silvex (2,4,5-TP)	0.72	79
2,4,5-T	0.72	79
1,2,4,5-Tetrachlorobenzene	0.055	14
Tetrachlorodibenzo-furans	0.000063	0.001
Tetrachlorodibenzo-p-dioxins	0.000063	0.001
1,1,1,2-Tetrachloroethane	0.057	6.0
1,1,2,2-Tetrachloroethane	0.057	6.0
Tetrachloroethylene	0.056	6.0
2,3,4,6-Tetrachlorophenol	0.030	7.4
Toluene	0.80	10
Toxaphene	0.0095	2.6

Regulated Constituent	WW	NWW
Methaprilene	0.081	1.5
Methoxychlor	0.25	0.18
3-Methylcholanthrene	0.0055	15
4,4-Methylene-bis-(2-chloroaniline)	0.50	30
Methylene chloride	0.089	30
Methyl Ethyl Ketone	0.28	36
Methyl isobutyl ketone	0.14	33
Methyl methacrylate	0.14	160
Methyl methanesulfonate	0.018	NA
Methyl parathion	0.014	4.6
Naphthalene	0.059	5.6
2-Naphthylamine	0.52	NA
o-Nitroaniline	0.27 <sup>2</sup>	14 <sup>2</sup>
p-Nitroaniline	0.028	28
Nitrobenzene	0.068	14
5-Nitro-o-toluidine	0.32	28
o-Nitrophenol	0.026 <sup>2</sup>	13 <sup>2</sup>
c-Nitrophenol	0.12	29
N-Nitrosodiethylamine	0.40	28
N-Nitrosodimethylamine	0.40	2.3 <sup>2</sup>
N-Nitroso-di-n-butylamine	0.40	17
N-Nitrosomethylamine	0.40	2.3
N-Nitrosomorpholine	0.40	2.3
N-Nitrosopiperidine	0.013	35
1,2,4-Trichlorobenzene	0.55	19
1,1,1-Trichloroethane	0.054	6.0
1,1,2-Trichloroethane	0.054	6.0
Trichloroethylene	0.054	6.0
Trichloromonofluoromethane	0.020	30
2,4,5-Trichlorophenol	0.18	7.4
2,4,6-Trichlorophenol	0.035	7.4
1,2,3-Trichloropropane	0.85	30
1,1,2-Trichloro-1,2,2-trifluoroethane	0.057	30
Tris-(2,3-dibromopropyl)phosphate	0.11	0.16 <sup>2</sup>
Vinyl chloride	0.27	6.0
Xylene (sum of o-, m-, and p-isomers)	0.32	30
Cyanides (Total)	1.2	590
Cyanides (Amenable)	0.86	30 <sup>1</sup>
Arsenic	1.4	5.0 <sup>1</sup>
Barium	1.2	7.6 <sup>1</sup>
Beryllium	0.82	0.014 <sup>1,2</sup>
Cadmium	0.69	0.19 <sup>1</sup>
Chromium (Total)	2.77	0.86 <sup>1</sup>
Fluoride	35	NA
Lead	0.69	0.37 <sup>1</sup>
Mercury (Not from Retorting)	0.15	0.026 <sup>1</sup>
Antimony	1.8	2.1 <sup>1</sup>
Nickel	3.98	5.0 <sup>1</sup>
Selenium	0.82	0.16 <sup>1</sup>
Silver	0.43	0.30 <sup>1</sup>
Sulfide	14	NA
Thallium	1.4	0.079 <sup>1,2</sup>
Vanadium	4.3	0.23 <sup>1,2</sup>
Zinc	2.6 <sup>1,3</sup>	NA

These concentrations are expressed in mg/L and are measured through an analysis of TCLP extract; all others are measured through a total waste analysis.

These constituents are only applicable as Underlying Hazardous Constituents. They are not constituents requiring treatment in F039 wastes.

Zinc is not an Underlying Hazardous Constituent requiring treatment in D001, D002, or D012-D043 wastes.

These compounds are regulated by the sum of their concentration instead of as individual constituents.

NOTE: Wastewater units are in mg/L, non-wastewater are in mg/Kg.

**TABLE D**  
**LAB PACK CERTIFICATION**  
(268.42, Appendix iv)

**APPENDIX IV DRUMS:**

This notification and certification applies to the following drums on this shipment. List the Lab Pack drum identification numbers below:


**ALL DRUMS THAT MAY NOT BE PACKAGED AS APPENDIX IV TYPE LABPACKS:**

The US EPA Hazardous waste codes are **D009, F019, K003, K004, K005, K006, K062, K071, K100, K106, P010, P011, P012, P076, P078, U134, U151**. The alternative treatment standard is incineration (INCIN). This notification applies to those wastes in the following drums on this shipment. List the Lab Pack drum identification numbers below:


**CERTIFICATION:**


I certify under penalty of law that I personally have examined and am familiar with the waste through analysis and testing or through knowledge of the waste to support the certification that the waste complies with the treatment standards specified in 40 CFR Part 268 Subpart D, and all applicable prohibitions set forth in 40 CFR 268.32 or RCRA Section 3004(d). I believe that the information I have submitted is true, accurate, and complete. I am aware that there are significant penalties for submitting false certification, including the possibility of a fine and imprisonment.

I hereby certify that all information in this and all associated documents is complete and accurate to the best of my knowledge and information has all the necessary permits and licenses for the waste that has been identified by the profile, if approved for management.

Authorized Representative Signature: *M. A. Lehman*

Print or Type Name: MICHAEL LEHMAN / CH2MHILL ON BEHALF of the USEPA

Title: CONSTRUCTION MANAGER Date: 10/30/09

<p><b>SEND COMPLETED FORM TO:</b> The Appropriate State or Regional Office.</p>	<p>United States Environmental Protection Agency <b>RCRA SUBTITLE C SITE IDENTIFICATION FORM</b></p>																										
<p><b>1. Reason for Submittal</b></p> <p>MARK ALL BOX(ES) THAT APPLY</p>	<p><b>Reason for Submittal:</b></p> <p><input type="checkbox"/> To provide an Initial Notification (first time submitting site identification information / to obtain an EPA ID number for this location) <small>FORM IS BEING SUBMITTED TO SPECIFY THAT EPA ID # IS INACTIVE (FACILITY IS NO LONGER ACTIVE)</small></p> <p><input checked="" type="checkbox"/> To provide a Subsequent Notification (to update site identification information for this location)</p> <p><input type="checkbox"/> As a component of a First RCRA Hazardous Waste Part A Permit Application</p> <p><input type="checkbox"/> As a component of a Revised RCRA Hazardous Waste Part A Permit Application (Amendment # _____)</p> <p><input checked="" type="checkbox"/> As a component of the Hazardous Waste Report (If marked, see sub-bullet below)</p> <p><input type="checkbox"/> Site was a TSD facility and/or generator of <math>\geq 1,000</math> kg of hazardous waste, <math>&gt;1</math> kg of acute hazardous waste, or <math>&gt;100</math> kg of acute hazardous waste spill cleanup <u>in one or more months</u> of the report year (or State equivalent LQG regulations)</p>																										
<p><b>2. Site EPA ID Number</b></p>	<p>EPA ID Number <table border="1" style="display: inline-table; border-collapse: collapse;"><tr><td>W</td><td>I</td><td>R</td><td>0</td><td>0</td><td>0</td><td>1</td><td>3</td><td>6</td><td>8</td><td>3</td><td>8</td></tr></table></p>			W	I	R	0	0	0	1	3	6	8	3	8												
W	I	R	0	0	0	1	3	6	8	3	8																
<p><b>3. Site Name</b></p>	<p>Name: Kinnickinnic River, Milwaukee Estuary Area of Concern</p>																										
<p><b>4. Site Location Information</b></p>	<p>Street Address: Between Kinnickinnic Avenue and Becher Street</p> <p>City, Town, or Village: Milwaukee County: Milwaukee</p> <p>State: Wisconsin Country: USA Zip Code: 53207</p>																										
<p><b>5. Site Land Type</b></p>	<p><input type="checkbox"/> Private <input type="checkbox"/> County <input type="checkbox"/> District <input type="checkbox"/> Federal <input type="checkbox"/> Tribal <input type="checkbox"/> Municipal <input type="checkbox"/> State <input checked="" type="checkbox"/> Other</p>																										
<p><b>6. NAICS Code(s) for the Site (at least 5-digit codes)</b></p>	<p>A. <table border="1" style="display: inline-table; border-collapse: collapse;"><tr><td>9</td><td>2</td><td>4</td><td>1</td><td>1</td><td>0</td></tr></table> C. <table border="1" style="display: inline-table; border-collapse: collapse;"><tr><td> </td><td> </td><td> </td><td> </td><td> </td><td> </td></tr></table></p> <p>B. <table border="1" style="display: inline-table; border-collapse: collapse;"><tr><td> </td><td> </td><td> </td><td> </td><td> </td><td> </td></tr></table> D. <table border="1" style="display: inline-table; border-collapse: collapse;"><tr><td> </td><td> </td><td> </td><td> </td><td> </td><td> </td></tr></table></p>			9	2	4	1	1	0																		
9	2	4	1	1	0																						
<p><b>7. Site Mailing Address</b></p>	<p>Street or P.O. Box: NA - Work was done along the Kinnickinnic River</p> <p>City, Town, or Village: -</p> <p>State: - Country: - Zip Code: -</p>																										
<p><b>8. Site Contact Person</b></p>	<p>First Name: Ajit MI: Last: Vaidya</p> <p>Title:</p> <p>Street or P.O. Box:</p> <p>City, Town or Village:</p> <p>State: Country: Zip Code:</p> <p>Email: vaidya.ajit@epa.gov</p> <p>Phone: 312.353.5713 Ext.: Fax:</p>																										
<p><b>9. Legal Owner and Operator of the Site</b></p>	<p>A. Name of Site's Legal Owner: Ajit Vaidya, USEPA, GLNPO Date Became Owner: 06/01/2009</p> <p>Owner Type: <input type="checkbox"/> Private <input type="checkbox"/> County <input type="checkbox"/> District <input checked="" type="checkbox"/> Federal <input type="checkbox"/> Tribal <input type="checkbox"/> Municipal <input type="checkbox"/> State <input type="checkbox"/> Other</p> <p>Street or P.O. Box: 77 W. Jackson Blvd. (G-17J)</p> <p>City, Town, or Village: Chicago Phone: 312.353.5713</p> <p>State: Illinois Country: USA Zip Code: 60604-3507</p> <p>B. Name of Site's Operator: NA Date Became Operator:</p> <p>Operator Type: <input type="checkbox"/> Private <input type="checkbox"/> County <input type="checkbox"/> District <input type="checkbox"/> Federal <input type="checkbox"/> Tribal <input type="checkbox"/> Municipal <input type="checkbox"/> State <input type="checkbox"/> Other</p>																										

**10. Type of Regulated Waste Activity (at your site)**  
 Mark "Yes" or "No" for all current activities (as of the date submitting the form); complete any additional boxes as instructed.

**A. Hazardous Waste Activities; Complete all parts 1-7.**

- |   |   |
|---|---|
| <p>Y <input checked="" type="checkbox"/> N <input type="checkbox"/> <b>1. Generator of Hazardous Waste</b><br/>                 If "Yes", mark only one of the following – a, b, or c.</p> <p><input type="checkbox"/> a. LQG: Generates, in any calendar month, 1,000 kg/mo (2,200 lbs./mo.) or more of hazardous waste; or Generates, in any calendar month, or accumulates at any time, more than 1 kg/mo (2.2 lbs./mo) of acute hazardous waste; or Generates, in any calendar month, or accumulates at any time, more than 100 kg/mo (220 lbs./mo) of acute hazardous spill cleanup material.</p> <p><input checked="" type="checkbox"/> b. SQG: 100 to 1,000 kg/mo (220 – 2,200 lbs./mo) of non-acute hazardous waste.</p> <p><input type="checkbox"/> c. CESQG: Less than 100 kg/mo (220 lbs./mo) of non-acute hazardous waste.</p> <p><b>If "Yes" above, indicate other generator activities.</b></p> <p>Y <input type="checkbox"/> N <input checked="" type="checkbox"/> d. Short-Term Generator (generate from a short-term or one-time event and not from on-going processes). If "Yes", provide an explanation in the Comments section.</p> <p>Y <input type="checkbox"/> N <input checked="" type="checkbox"/> e. United States Importer of Hazardous Waste</p> <p>Y <input type="checkbox"/> N <input checked="" type="checkbox"/> f. Mixed Waste (hazardous and radioactive) Generator</p> | <p>Y <input type="checkbox"/> N <input checked="" type="checkbox"/> <b>2. Transporter of Hazardous Waste</b><br/>                 If "Yes", mark all that apply.</p> <p><input type="checkbox"/> a. Transporter</p> <p><input type="checkbox"/> b. Transfer Facility (at your site)</p> <p>Y <input type="checkbox"/> N <input checked="" type="checkbox"/> <b>3. Treater, Storer, or Disposer of Hazardous Waste</b> Note: A hazardous waste permit is required for these activities.</p> <p>Y <input type="checkbox"/> N <input checked="" type="checkbox"/> <b>4. Recycler of Hazardous Waste</b></p> <p>Y <input type="checkbox"/> N <input checked="" type="checkbox"/> <b>5. Exempt Boiler and/or Industrial Furnace</b><br/>                 If "Yes", mark all that apply.</p> <p><input type="checkbox"/> a. Small Quantity On-site Burner Exemption</p> <p><input type="checkbox"/> b. Smelting, Melting, and Refining Furnace Exemption</p> <p>Y <input type="checkbox"/> N <input checked="" type="checkbox"/> <b>6. Underground Injection Control</b></p> <p>Y <input type="checkbox"/> N <input checked="" type="checkbox"/> <b>7. Receives Hazardous Waste from Off-site</b></p> |
|---|---|

**B. Universal Waste Activities; Complete all parts 1-2.**

- Y  N  **1. Large Quantity Handler of Universal Waste (you accumulate 5,000 kg or more) [refer to your State regulations to determine what is regulated]. Indicate types of universal waste managed at your site. If "Yes", mark all that apply.**
- |                                 |                          |
|---------------------------------|--------------------------|
| a. Batteries                    | <input type="checkbox"/> |
| b. Pesticides                   | <input type="checkbox"/> |
| c. Mercury containing equipment | <input type="checkbox"/> |
| d. Lamps                        | <input type="checkbox"/> |
| e. Other (specify) _____        | <input type="checkbox"/> |
| f. Other (specify) _____        | <input type="checkbox"/> |
| g. Other (specify) _____        | <input type="checkbox"/> |
- Y  N  **2. Destination Facility for Universal Waste**  
 Note: A hazardous waste permit may be required for this activity.

**C. Used Oil Activities; Complete all parts 1-4.**

- Y  N  **1. Used Oil Transporter**  
 If "Yes", mark all that apply.
- a. Transporter
- b. Transfer Facility (at your site)
- Y  N  **2. Used Oil Processor and/or Re-refiner**  
 If "Yes", mark all that apply.
- a. Processor
- b. Re-refiner
- Y  N  **3. Off-Specification Used Oil Burner**
- Y  N  **4. Used Oil Fuel Marketer**  
 If "Yes", mark all that apply.
- a. Marketer Who Directs Shipment of Off-Specification Used Oil to Off-Specification Used Oil Burner
- b. Marketer Who First Claims the Used Oil Meets the Specifications

**D. Eligible Academic Entities with Laboratories—Notification for opting into or withdrawing from managing laboratory hazardous wastes pursuant to 40 CFR Part 262 Subpart K**

❖ You must check with your State to determine if you are eligible to manage laboratory hazardous wastes pursuant to 40 CFR Part 262 Subpart K

- 1. Opting into or currently operating under 40 CFR Part 262 Subpart K for the management of hazardous wastes in laboratories  
**See the item-by-item instructions for definitions of types of eligible academic entities. Mark all that apply:**
  - a. College or University
  - b. Teaching Hospital that is owned by or has a formal written affiliation agreement with a college or university
  - c. Non-profit Institute that is owned by or has a formal written affiliation agreement with a college or university
- 2. Withdrawing from 40 CFR Part 262 Subpart K for the management of hazardous wastes in laboratories

**11. Description of Hazardous Waste**

**A. Waste Codes for Federally Regulated Hazardous Wastes.** Please list the waste codes of the Federal hazardous wastes handled at your site. List them in the order they are presented in the regulations (e.g., D001, D003, F007, U112). Use an additional page if more spaces are needed.

D001	D018	F003	F005			

**B. Waste Codes for State-Regulated (i.e., non-Federal) Hazardous Wastes.** Please list the waste codes of the State-Regulated hazardous wastes handled at your site. List them in the order they are presented in the regulations. Use an additional page if more spaces are needed.

NA						



**12. Notification of Hazardous Secondary Material (HSM) Activity**


Y  N  Are you notifying under 40 CFR 260.42 that you will begin managing, are managing, or will stop managing hazardous secondary material under 40 CFR 261.2(a)(2)(ii), 40 CFR 261.4(a)(23), (24), or (25)?

If "Yes", you must fill out the Addendum to the Site Identification Form: Notification for Managing Hazardous Secondary Material.

**13. Comments**

Form is being submitted to specify that US EPA ID # is no longer active. The facility is no longer active.

**14. Certification.** I certify under penalty of law that this document and all attachments were prepared under my direction or supervision in accordance with a system designed to assure that qualified personnel properly gather and evaluate the information submitted. Based on my inquiry of the person or persons who manage the system, or those persons directly responsible for gathering the information, the information submitted is, to the best of my knowledge and belief, true, accurate, and complete. I am aware that there are significant penalties for submitting false information, including the possibility of fines and imprisonment for knowing violations. For the RCRA Hazardous Waste Part A Permit Application, all owner(s) and operator(s) must sign (see 40 CFR 270.10(b) and 270.11).

Signature of legal owner, operator, or an authorized representative	Name and Official Title (type or print)	Date Signed (mm/dd/yyyy)
	Ajit Vaidya, P.E. Project Manager	2-23-2010
	U.S. Environmental	
	Protection Agency	

**Appendix I**  
**Record Drawings for Relocated Utilities**

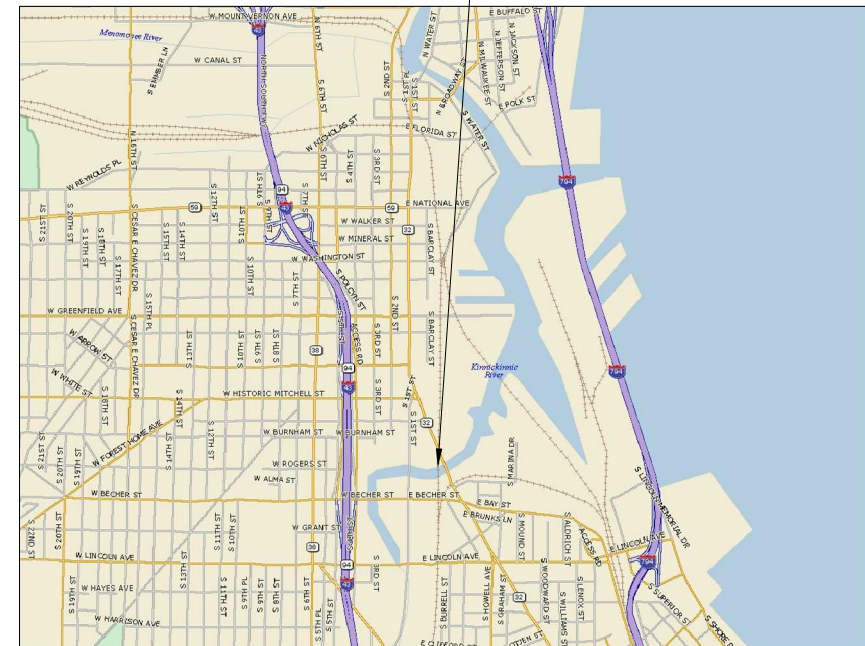
---



# ROGERS

ROGERS TELECOM INC.  
8200 DIXIE RD  
BRAMPTON, ON  
L6T 0C1  
CANADA

KINNICKKINNIC RIVER HDD  
M.P. 83.29



CANADIAN PACIFIC RAILWAY  
MILWAUKEE, WI  
MILWAUKEE COUNTY  
GABE'S PROJECT NO. RTIWI09000

## KINNICKKINNIC RIVER HDD ASBUILT DRAWINGS

### M.P. 83.29 WATERTOWN

#### - CONTACTS -

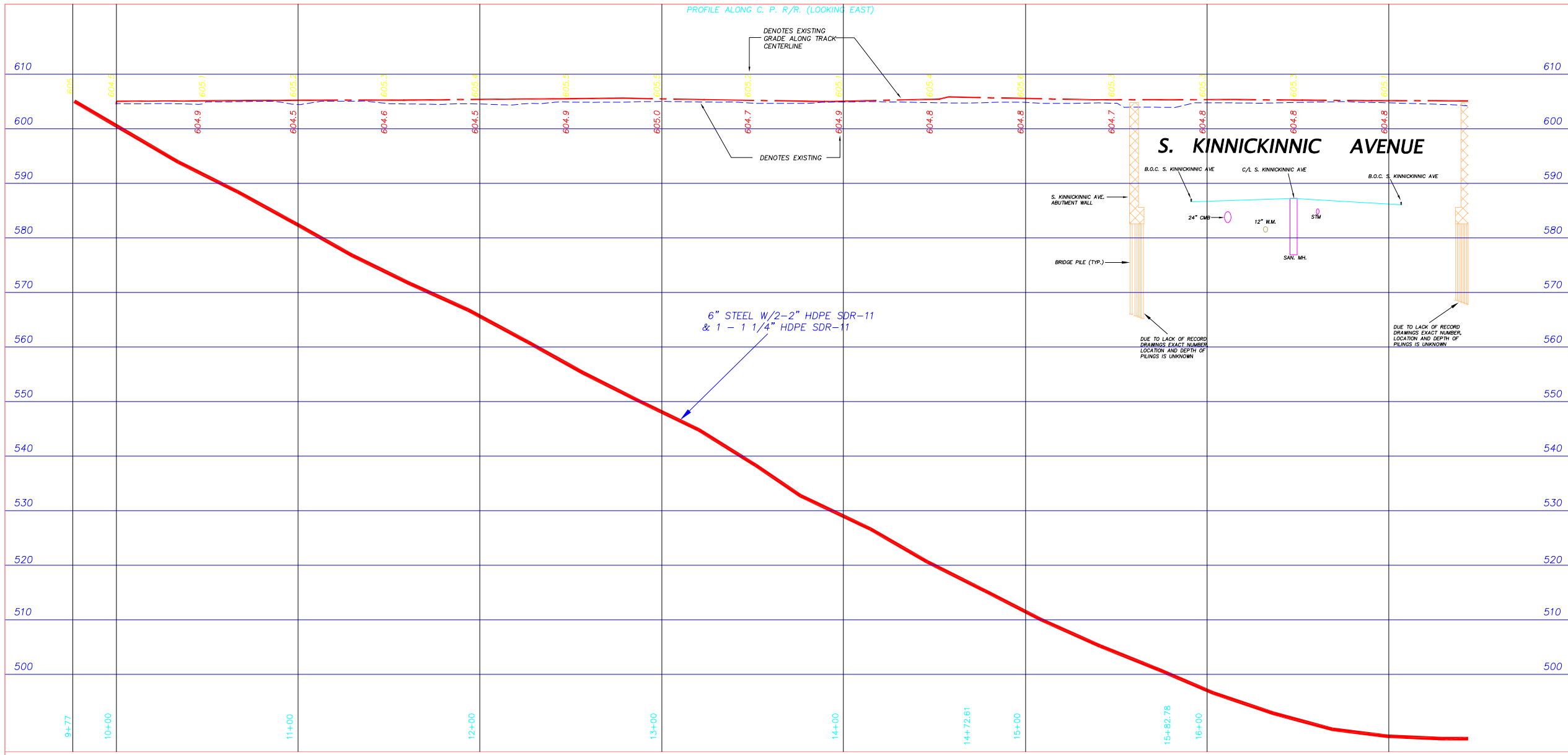
MATT GABRIELSE (GABE'S CONSTRUCTION) 920-459-2600 x365 office  
920-889-9830 cell  
MGABES@GABES.COM

SCOTT CONNOR 647-747-2978 OFFICE  
647-241-6583 CELL  
SCOTT.CONNOR@RCI.ROGERS.COM

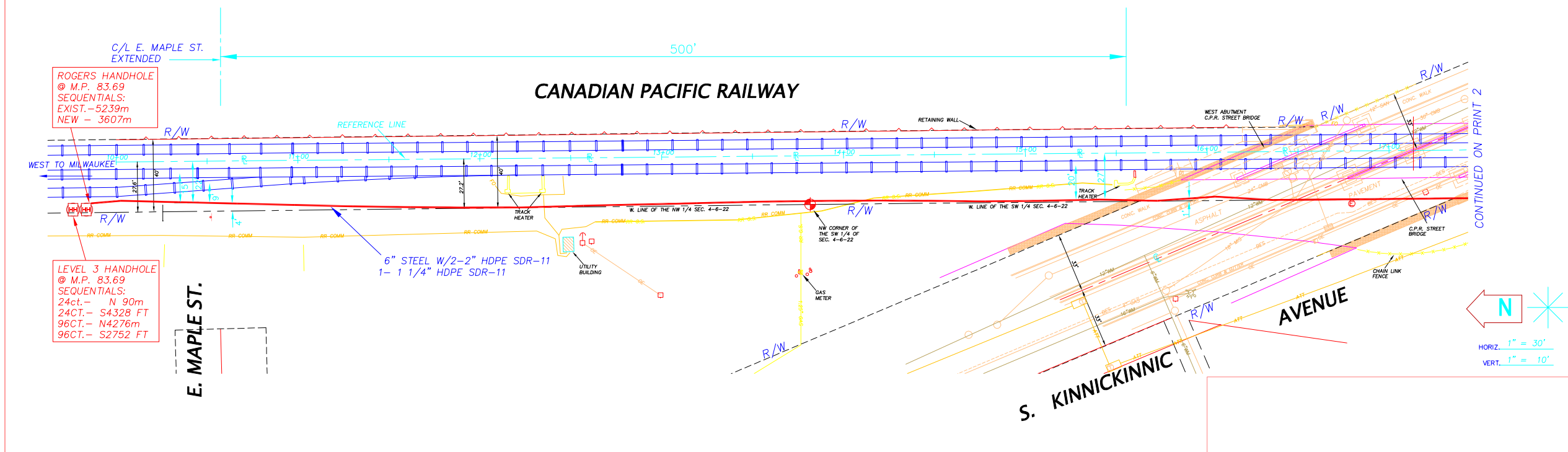
DRAWINGS ISSUED: 08/31/09

# LEGEND

 ADDRESS	 MAILBOX	 CATCH BASIN	 POWER UTILITY
 ANCHOR	 PARKING METER	 SAN/STO MANHOLES	 SEWER UTILITY
 BRIDGE	 POLE	 SHRUB	 TELCO UTILITY
 CATV UTILITY	 STREET LIGHT	 SIDEWALK	 WATER UTILITY
 CATV PED	 TRAFFIC LIGHT	 LG DOUBLE POST SIGN	 YARD LIGHT
 CITY MANHOLE	 POWER MANHOLE	 LG SINGLE POST SIGN	
 CULVERT	 TRAFFIC MANHOLE	 SM DOUBLE POST SIGN	
 CURB FACE	 POWER OTHER	 SM SINGLE POST SIGN	
 DRIVEWAY	 HIGH TENSION TOWER	 SURVEY MARKER	
 EDGE OF PAVEMENT	 TRANSFORMER	 ROW MARKER	
 FENCE	 PROPOSED FIBER ROUTE	 AMERITECH MANHOLE	
 FIBER HANDHOLE	 PROPOSED HANDHOLE	 TELCO HANDHOLE	
 FIBER WARNING MARKER	 RAILROAD CENTERLINE	 TELCO MANHOLE	
 GAS VALVE	 RAILROAD MILEPOST	 TELCO PED	
 GAS VENT	 RR SIGNAL CABINET	 DECIDUOUS TREE	
 GUARD RAIL	 RAILROAD SIGNAL	 CONIFEROUS TREE	
 HYDRANT	 RR X-ING ARM	 UNKNOWN MANHOLE	
	 RETAINING WALL	 GAS UTILITY	



CONTINUED ON PRINT #2



N  
 HORIZ. 1" = 30'  
 VERT. 1" = 10'

**RELOCATION AS- BUILT FOR  
 CANADIAN PACIFIC  
 RAILROAD  
 MILWAUKEE COUNTY, WISCONSIN**



**General Notes**

1. A City of Milwaukee permit is required and has been applied for.
2. Restoration and backfill per City permit.
3. Contact North Shore Engineering, Inc. on (262) 241- 9400 for construction staking and layout.
4. Contractor is also to provide erosion control guards (i.e. haybales, silt fence, etc.) necessary to control soil erosion in the area of construction.
5. This project shall adhere to the applicable erosion control measures as stipulated in chapter 290 of the code of ordinances which is in effect as of July 14, 1988.

**CITY OF MILWAUKEE  
 WATER DEPARTMENT**

Maintain a minimum of 6' vertical clearance from the O.D. of water main or the outside edge of any water main appurtenances to the outside edge of the proposed installation.

A minimum of 2'-0" of undisturbed earth between the trench edges of the proposed installation and the existing water main or 3'-0" lateral distance from the C/L of the water main to the C/L of the proposed installation shall be maintained. The 2'-0" undisturbed earth shall have priority.

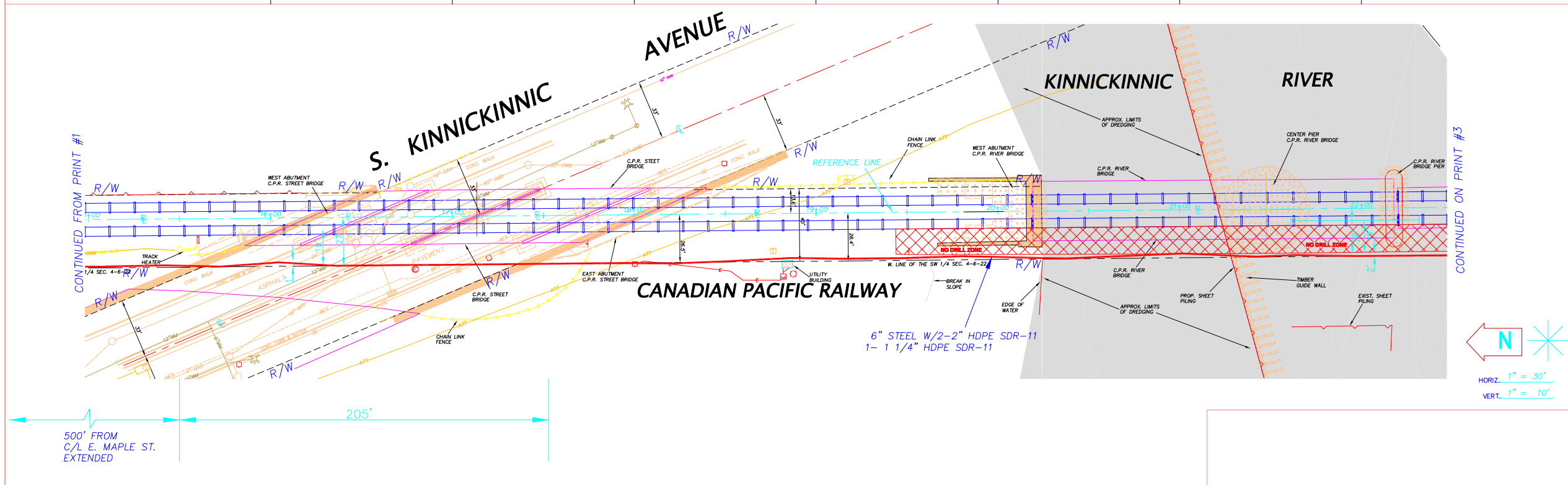
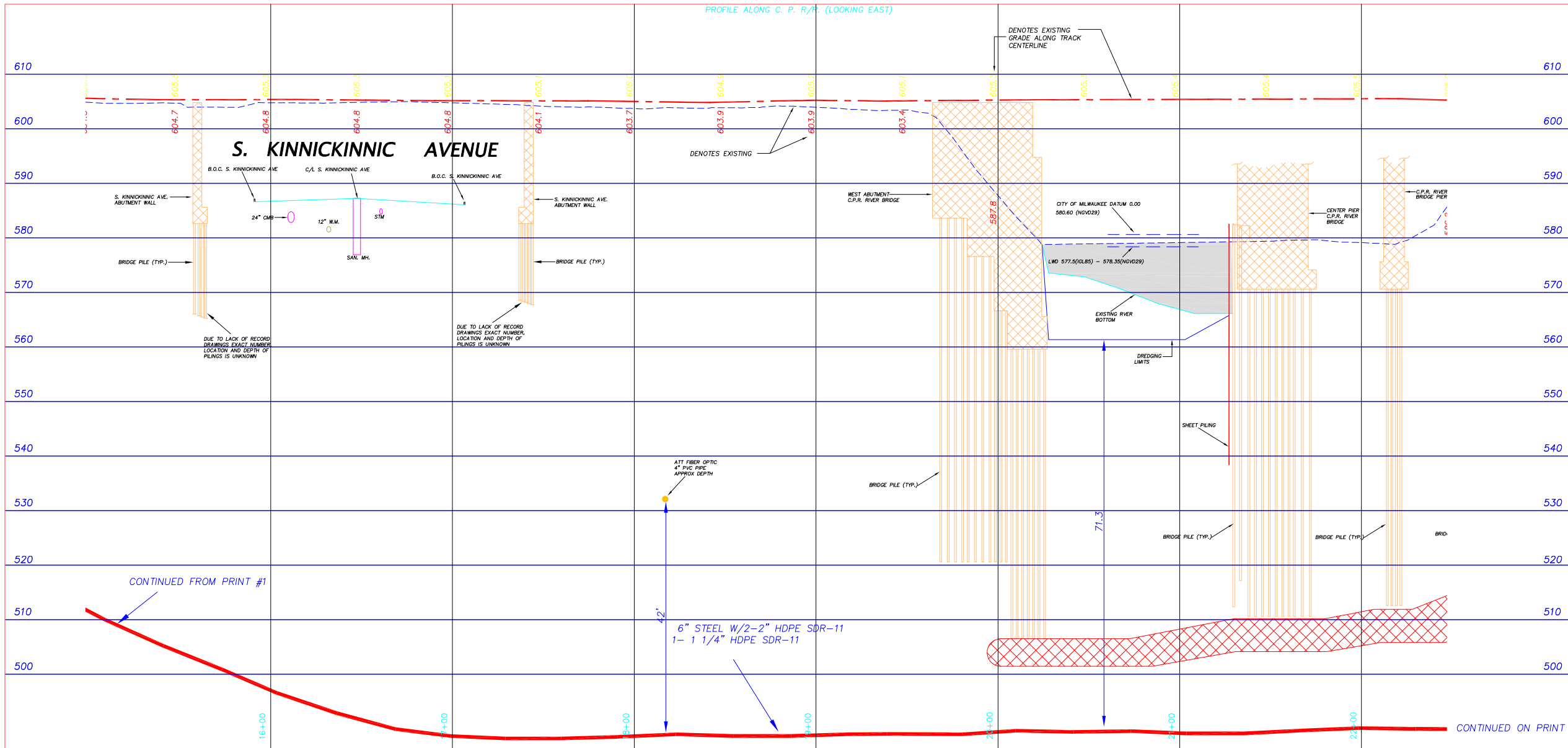
CERTAIN UNDERGROUND STRUCTURES HAVE BEEN LOCATED ON THE DRAWING. THESE LOCATIONS SHALL NOT BE TAKEN AS CONCLUSIVE. VERIFICATION TO THE SATISFACTION OF THE CONTRACTOR OF ALL UNDERGROUND STRUCTURES, WHETHER SHOWN ON THE DRAWING OR NOT, SHALL BE ASSUMED AS A CONDITION OF THE CONTRACT.

**DIGGERS HOTLINE**

Toll Free (800) 242- 8511  
 Milwaukee Area (414) 259- 1181  
 Hearing Impaired TDD (800) 542- 2289  
 www.DiggersHotline.com

MARK	DATE	REVISION	BY	APVD
LOCATION OF WORK: <b>W. SIDE OF RAILROAD R/W AT MAPLE AVE.</b>				
FROM: <b>MAPLE AVE. EXTENDED EAST</b>				
TO: <b>STA. 16+00</b>				
MUNICIPALITY: CITY OF MILWAUKEE			PRINT 1 OF 5 PRINTS	
FIELD CREW:	D.R.G. & J.J.H.		APPROVED:	
DATE:	MARCH 23, 2009		FFCA No.	
DWN. BY:	A.R.H.			
CHKD. BY:	J.W.H.		Plat No. LS- GAB- 2863- 09	





RELOCATION AS- BUILT FOR  
CANADIAN PACIFIC RAILROAD  
MILWAUKEE COUNTY, WISCONSIN

**ROGERS**  
ROGERS TELECOM INC.  
8200 DIXIE RD  
BRAMPTON, ON  
L6T 0C1  
CANADA

**Gabe's**

4804 North 40th Street  
Sheboygan, WI 53083  
Phone: (920) 459-2600

General Notes

1. A City of Milwaukee permit is required and has been applied for.
2. Restoration and backfill per City permit.
3. Contact North Shore Engineering, Inc. on (262) 241- 9400 for construction staking and layout.
4. Contractor is also to provide erosion control guards (i.e. haybales, silt fence, etc.) necessary to control soil erosion in the area of construction.
5. This project shall adhere to the applicable erosion control measures as stipulated in chapter 290 of the code of ordinances which is in effect as of July 14, 1988.

CITY OF MILWAUKEE WATER DEPARTMENT

Maintain a minimum of 6' vertical clearance from the O.D. of water main or the outside edge of any water main appurtenances to the outside edge of the proposed installation.

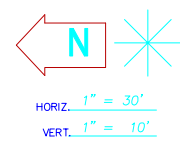
A minimum of 2'-0" of undisturbed earth between the trench edges of the proposed installation and the existing water main or 3'-0" lateral distance from the C/L of the water main to the C/L of the proposed installation shall be maintained. The 2'-0" undisturbed earth shall have priority.

CERTAIN UNDERGROUND STRUCTURES HAVE BEEN LOCATED ON THE DRAWING. THESE LOCATIONS SHALL NOT BE TAKEN AS CONCLUSIVE. VERIFICATION TO THE SATISFACTION OF THE CONTRACTOR OF ALL UNDERGROUND STRUCTURES, WHETHER SHOWN ON THE DRAWING OR NOT, SHALL BE ASSUMED AS A CONDITION OF THE CONTRACT.

**DIGGERS HOTLINE**

Toll Free (800) 242- 8511  
Milwaukee Area (414) 259- 1181  
Hearing Impaired TDD (800) 542- 2289  
www.DiggersHotline.com

MARK	DATE	REVISION	BY	APVD
LOCATION OF WORK: <b>W. SIDE OF RAILROAD R/W</b>				
FROM: <b>STA. 16+00</b>				
TO: <b>STA. 22+00</b>				
MUNICIPALITY: CITY OF MILWAUKEE			APPROVED:	
FIELD CREW:		D.R.G. & J.J.H.	DATE: MARCH 23, 2009	
DATE:		MARCH 23, 2009	FFCA No.:	
DWN. BY:		A.R.H.	CHKD. BY: J.W.H.	
CHKD. BY:		J.W.H.	PLAT No.:	
				LS- GAB- 2863- 09



500' FROM  
C/L E. MAPLE ST.  
EXTENDED

205'

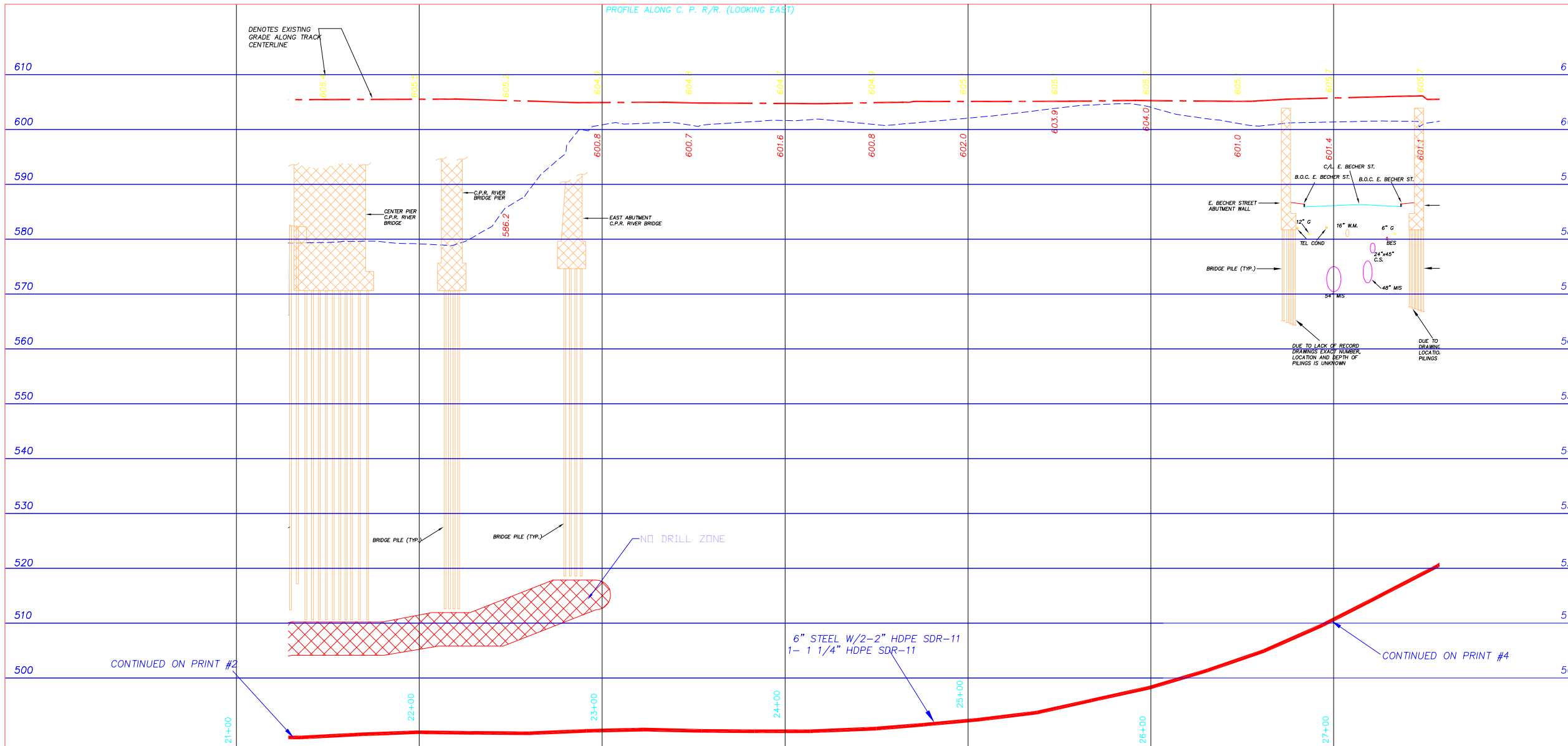
PRINT 2 OF 5 PRINTS

RELOCATION AS- BUILT FOR  
CANADIAN PACIFIC  
RAILROAD  
MILWAUKEE COUNTY, WISCONSIN

**ROGERS**  
ROGERS TELECOM INC.  
8200 DIXIE RD  
BRAMPTON, ON  
L6T 0C1  
CANADA

**Gabe's**

4804 North 40th Street  
Sheboygan, WI 53083  
Phone: (920) 459-2600



**General Notes**

1. A City of Milwaukee permit is required and has been applied for.
2. Restoration and backfill per City permit.
3. Contact North Shore Engineering, Inc. on (262) 241- 9400 for construction staking and layout.
4. Contractor is also to provide erosion control guards (ie. haybales, silt fence, etc.) necessary to control soil erosion in the area of construction.
5. This project shall adhere to the applicable erosion control measures as stipulated in chapter 290 of the code of ordinances which is in effect as of July 14, 1988.

**CITY OF MILWAUKEE  
WATER DEPARTMENT**

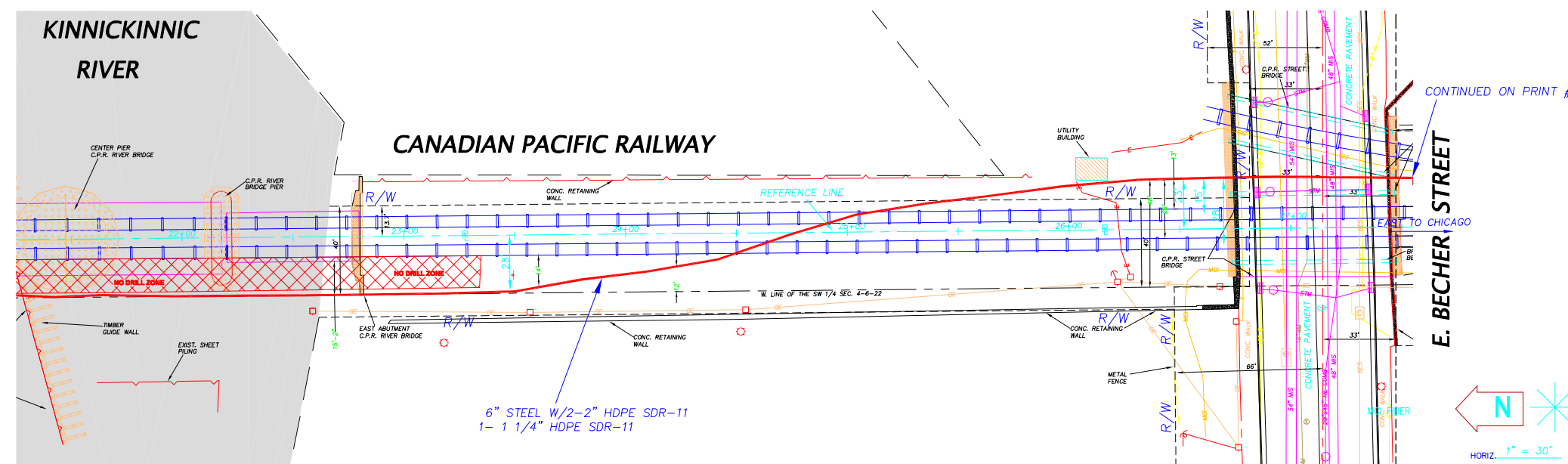
Maintain a minimum of 6' vertical clearance from the O.D. of water main or the outside edge of any water main appurtenances to the outside edge of the proposed installation.

A minimum of 2'-0" of undisturbed earth between the trench edges of the proposed installation and the existing water main or 3'-0" lateral distance from the C/L of the water main to the C/L of the proposed installation shall be maintained. The 2'-0" undisturbed earth shall have priority.

CERTAIN UNDERGROUND STRUCTURES HAVE BEEN LOCATED ON THE DRAWING. THESE LOCATIONS SHALL NOT BE TAKEN AS CONCLUSIVE. VERIFICATION TO THE SATISFACTION OF THE CONTRACTOR OF ALL UNDERGROUND STRUCTURES, WHETHER SHOWN ON THE DRAWING OR NOT, SHALL BE ASSUMED AS A CONDITION OF THE CONTRACT.

**DIGGERS HOTLINE**

Toll Free (800) 242- 8511  
Milwaukee Area (414) 259- 1181  
Hearing Impaired TDD (800) 542- 2289  
www.DiggersHotline.com



MARK	DATE	REVISION	BY	APVD

LOCATION OF WORK:  
**W. SIDE OF RAILROAD R/W**  
FROM: **STA. 22+00**  
TO: **STA. 26+50**

MUNICIPALITY: CITY OF MILWAUKEE  
FIELD CREW: D.R.G. & J.J.H.  
DATE: MARCH 23, 2009  
DWN. BY: A.R.H.  
CHKD. BY: J.W.H.

APPROVED: \_\_\_\_\_  
FFCA No. \_\_\_\_\_  
PLAT No. \_\_\_\_\_  
LS- GAB- 2863- 09

PRINT 3 OF 5 PRINTS

RELOCATION AS- BUILT FOR  
CANADIAN PACIFIC  
RAILROAD  
MILWAUKEE COUNTY, WISCONSIN

**ROGERS**  
ROGERS TELECOM INC.  
8200 DIXIE RD  
BRAMPTON, ON  
L6T 0C1  
CANADA

**Gabe's**

4804 North 40th Street  
Sheboygan, WI 53083  
Phone: (920) 459-2600

General Notes

1. A City of Milwaukee permit is required and has been applied for.
2. Restoration and backfill per City permit.
3. Contact North Shore Engineering, Inc. on (262) 241- 9400 for construction staking and layout.
4. Contractor is also to provide erosion control guards (i.e. haybales, silt fence, etc.) necessary to control soil erosion in the area of construction.
5. This project shall adhere to the applicable erosion control measures as stipulated in chapter 290 of the code of ordinances which is in effect as of July 14, 1988.

CITY OF MILWAUKEE  
WATER DEPARTMENT

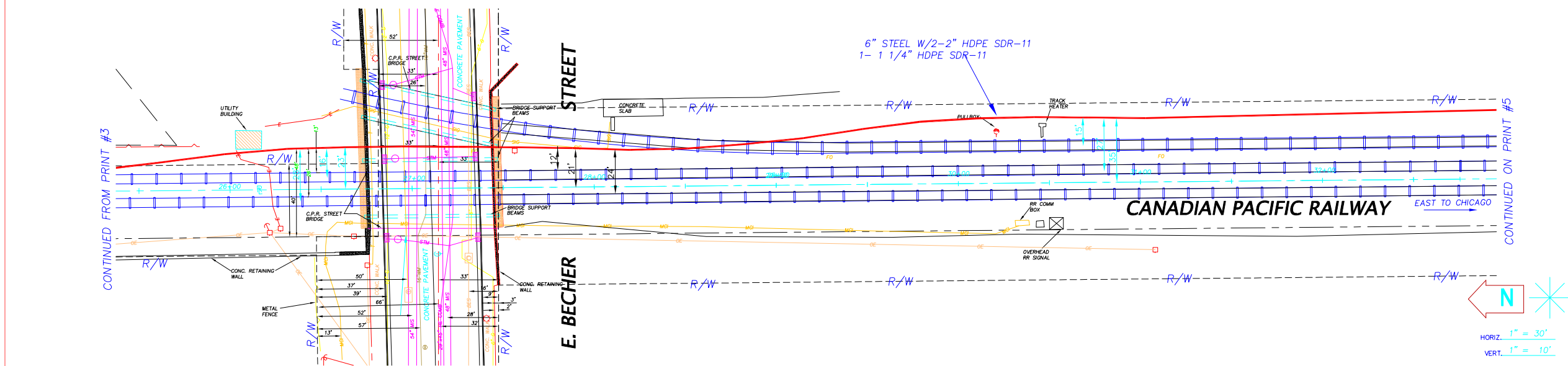
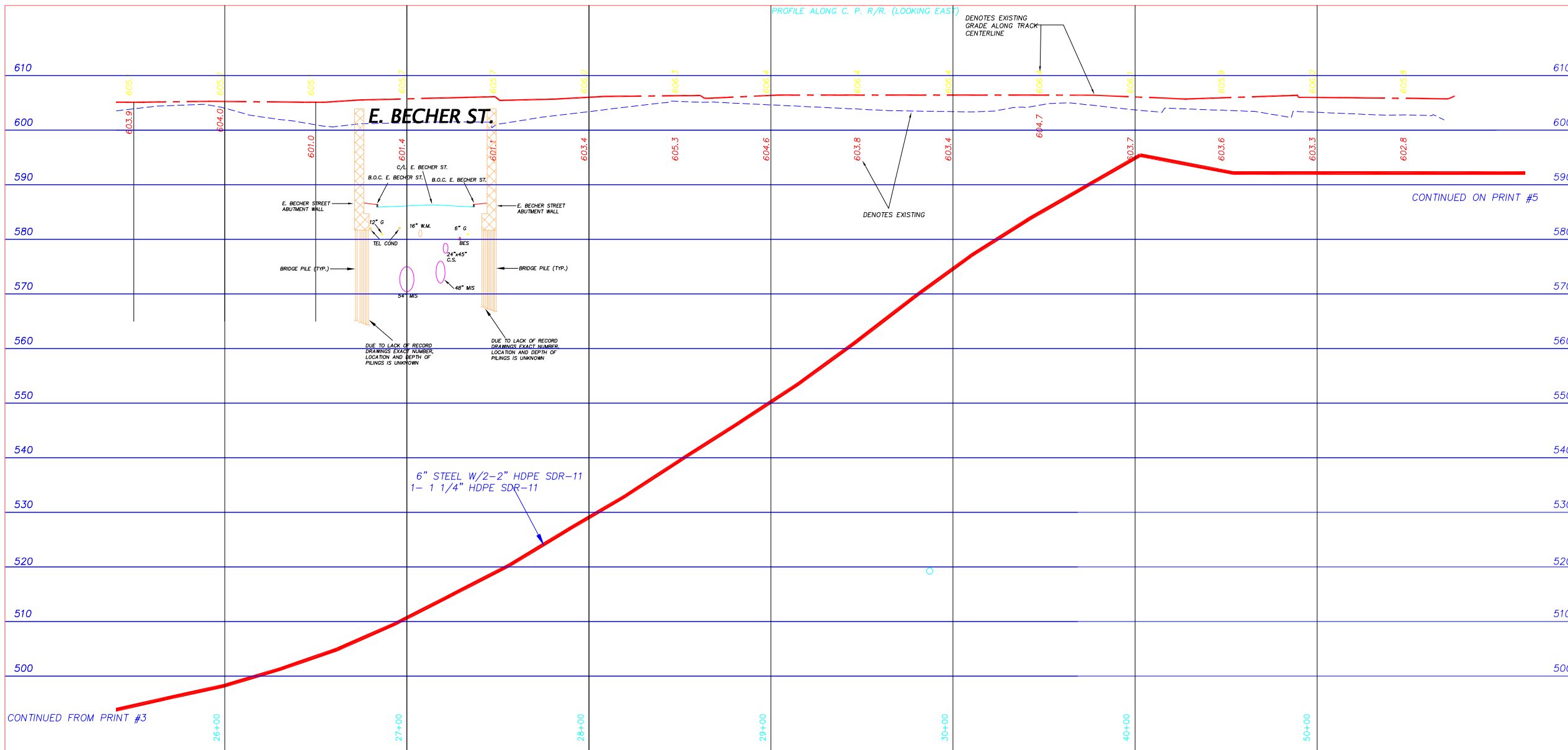
Maintain a minimum of 6' vertical clearance from the O.D. of water main or the outside edge of any water main appurtenances to the outside edge of the proposed installation.

A minimum of 2'-0" of undisturbed earth between the trench edges of the proposed installation and the existing water main or 3'-0" lateral distance from the C/L of the water main to the C/L of the proposed installation shall be maintained. The 2'-0" undisturbed earth shall have priority.

CERTAIN UNDERGROUND STRUCTURES HAVE BEEN LOCATED ON THE DRAWING. THESE LOCATIONS SHALL NOT BE TAKEN AS CONCLUSIVE. VERIFICATION TO THE SATISFACTION OF THE CONTRACTOR OF ALL UNDERGROUND STRUCTURES, WHETHER SHOWN ON THE DRAWING OR NOT, SHALL BE ASSUMED AS A CONDITION OF THE CONTRACT.

**DIGGERS HOTLINE**

Toll Free (800) 242- 8511  
Milwaukee Area (414) 259- 1181  
Hearing Impaired TDD (800) 542- 2289  
www.DiggersHotline.com



**N**  
HORIZ. 1" = 30'  
VERT. 1" = 10'

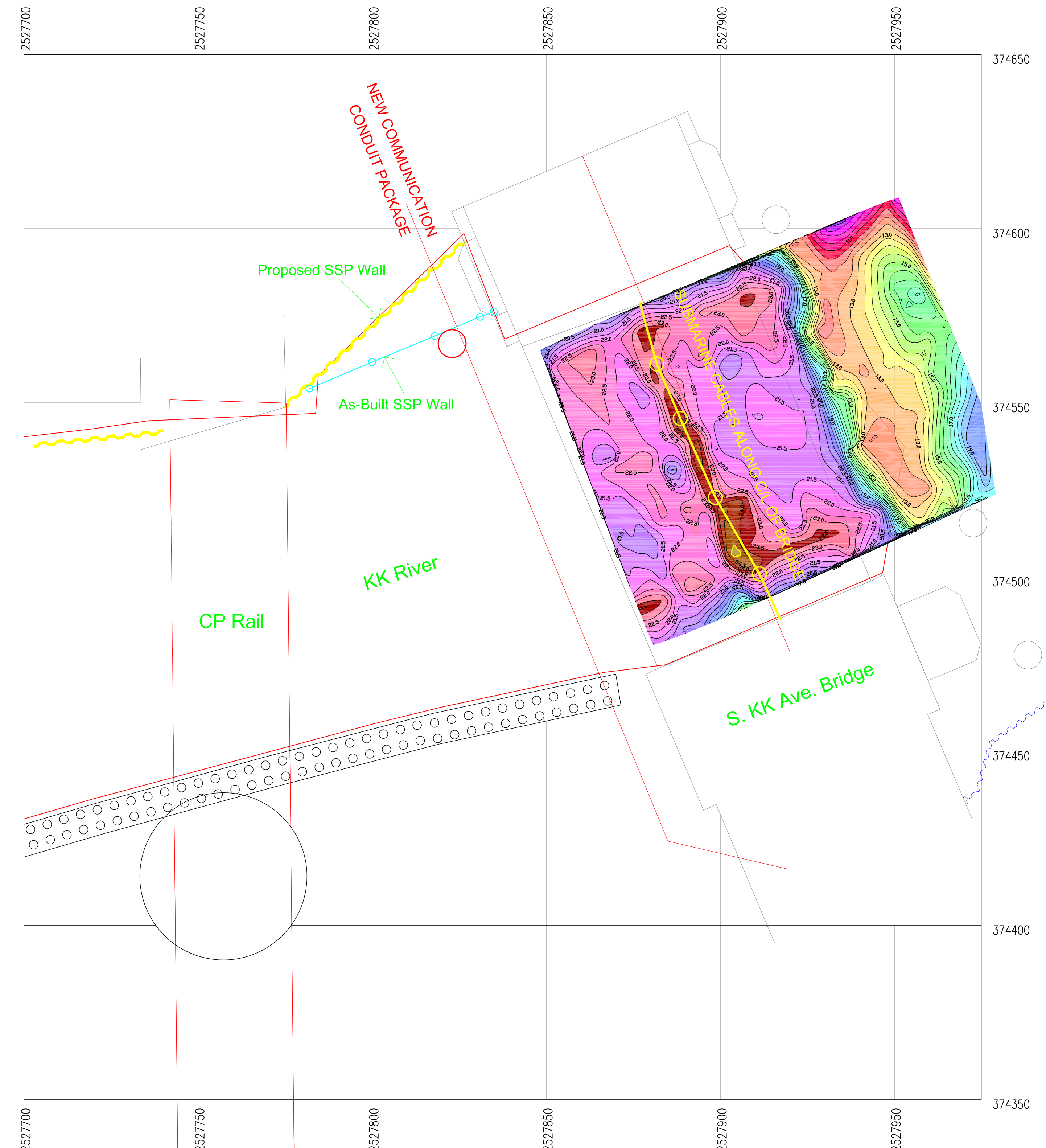
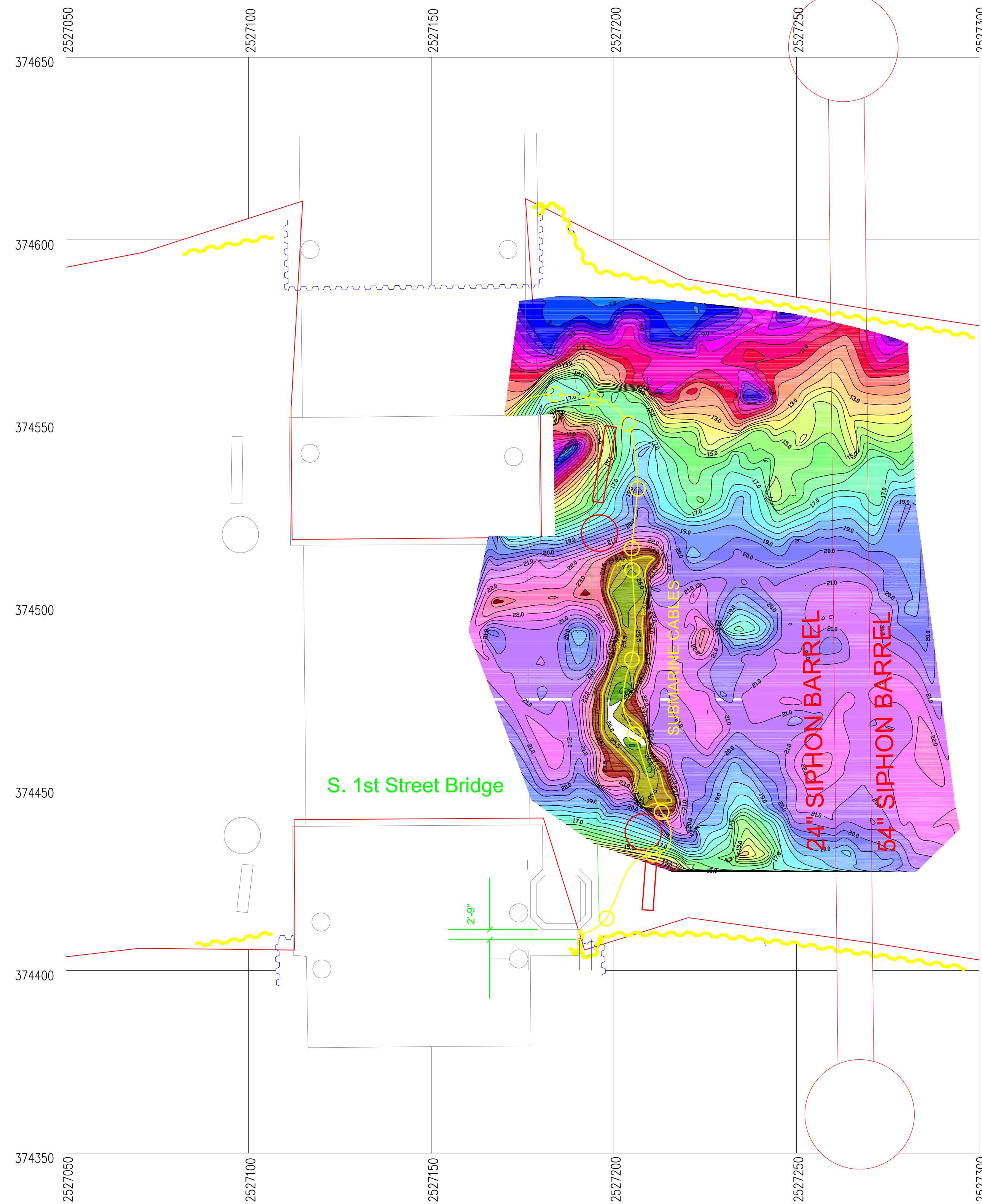
MARK	DATE	REVISION	BY	APVD
LOCATION OF WORK: <b>W. SIDE OF RAILROAD R/W</b>				
FROM: <b>STA. 26+50</b>				
TO: <b>STA. 32+50</b>				
MUNICIPALITY: CITY OF MILWAUKEE			PRINT 4 OF 5 PRINTS	
FIELD CREW:	D.R.G. & J.J.H.	APPROVED:		
DATE:	JULY 6, 2009	FFCA No.		
DWN. BY:	A.R.H.			
CHKD. BY:	J.W.H.	Plot No.	LS- GAB- 2863- 09	






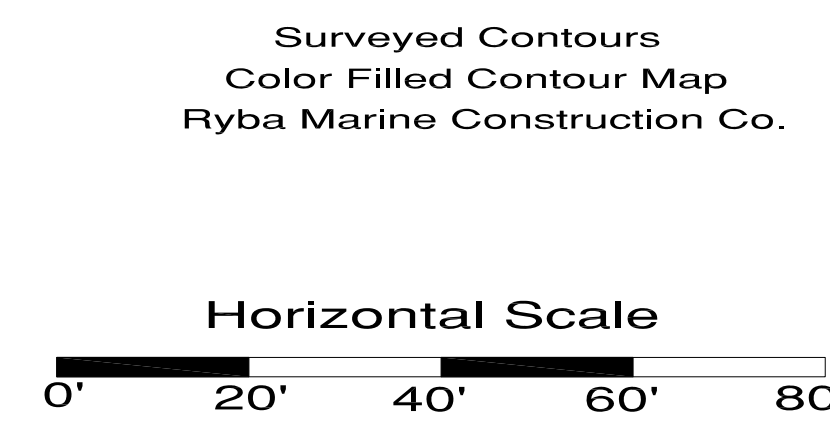
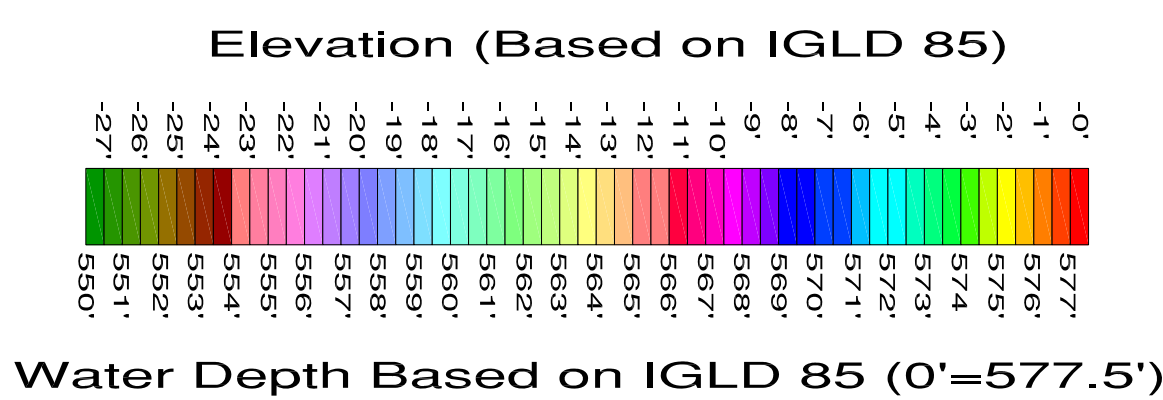
# KK River Dredging Project City of Milwaukee Bridge Cable Installation


RECORD DOCUMENTS



**NOTES:**

Cables were placed in excavated trench. Diver walked the cables to ensure cables placed properly in trench bottom. Centerline location of cables approximate, depth is as shown.  
 Survey data collected by Ryba Marine Construction Co. Hydrographic Survey Team using a single beam sonar system, Odom CVM Echotrack depth sounder and land based Trimble S6 Robotic total station. Survey vessel: Lund 18 Ft. Contours generated using Hypack v9.0.0.22, 0.5 Ft intervals. Cable trench survey's conducted on 09/15/2009 (S. 1st. Street) and 09/22/2009 (S. KK Ave.)  
 This survey represents information for the dates indicated and can only be considered as indicating the general conditions existing at that time.  
 Low Water Datum: All hydrographic survey depths are referred to Low Water Datum elevation 577.5 Ft. above Mean Water Datum, I.G.L.D. 1985  
 Grid Coordinates: Grids shown are based on Wisconsin State Plane Coordinates North American Datum 1983, South Zone 4803 (US Survey Feet)  
 Survey by: James Cooley, Ryba Marine Construction Co.

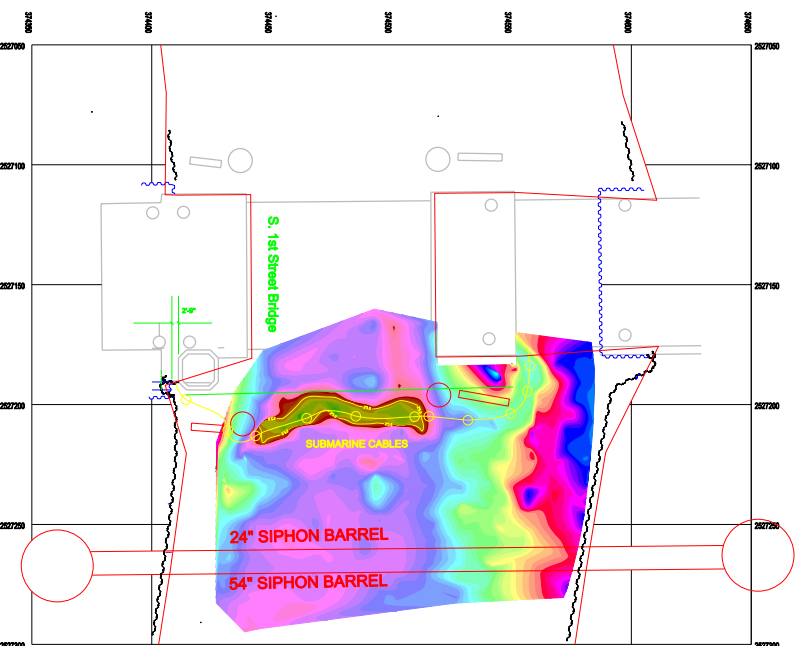


<b>Kinnickinnic River</b>		
SEDIMENT REMOVAL PROJECT		
THIS DRAWING INCLUDING THE INFORMATION IT CONTAINS IS THE PROPERTY OF AND ALL RIGHTS RESERVED BY RYBA MARINE CONSTRUCTION CO. IT IS TO BE UTILIZED ONLY IN CONNECTION WITH THE TRANSACTION TO WHICH IT PERTAINS AND MUST NOT BE USED IN ANY MANNER AT VARIANCE TO THE PROJECT OF RYBA MARINE CONSTRUCTION CO. NO PART OF THESE DOCUMENTS MAY BE REPRODUCED OR USED IN ANY FORM OR BY ANY MEANS WITHOUT SPECIFIC WRITTEN PERMISSION OF RYBA MARINE CONSTRUCTION CO.		
	RYBA MARINE CONSTRUCTION CO. 520 NORTH MAIN ST, SUITE 301 CHEBOYGAN, MI 49721 PH. 231-627-4333	
DWN: trb	DATE: 12-10-09	SCALE: AS NOTED
CHKD:	DATE:	JOB #:
APPD:	DATE:	SHEET#: 1 of 1

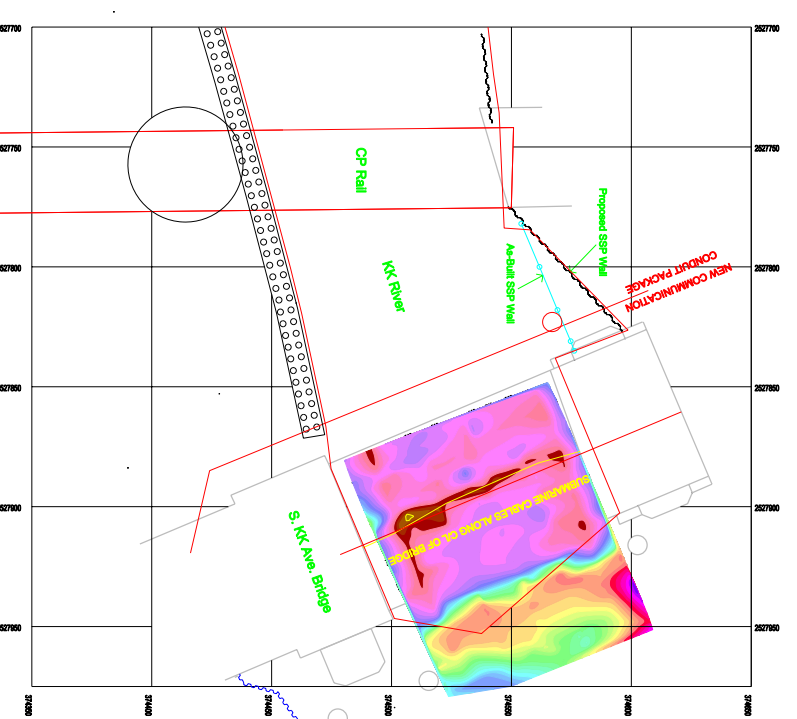


# KK River Dredging Project City of Milwaukee Bridge Cable Installation

RECORD DOCUMENTS



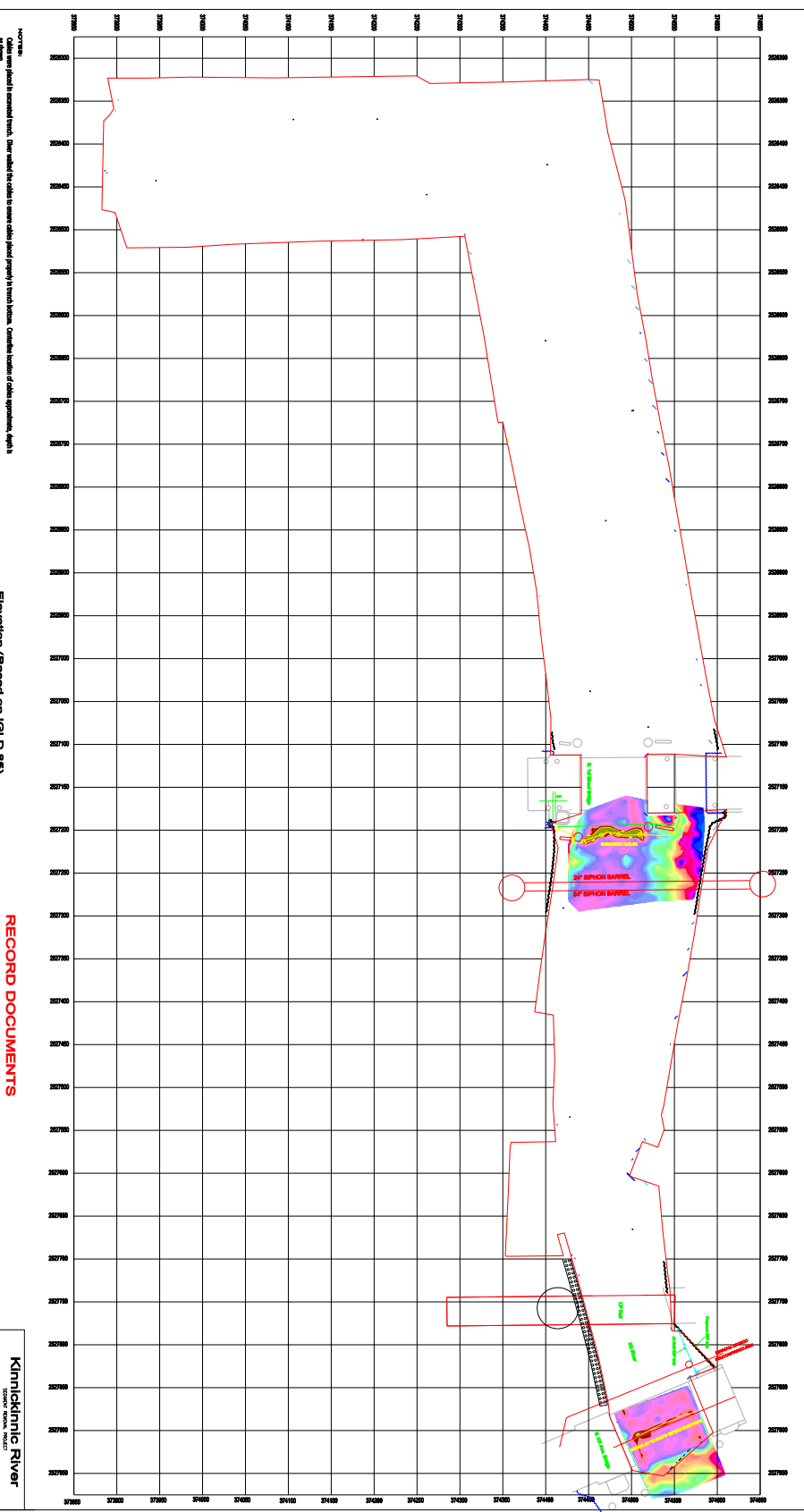
**NOTES:**  
 1. This drawing is based on the latest available topographic data. The user should verify the accuracy of the data before using it for any other purpose.  
 2. The user should verify the accuracy of the data before using it for any other purpose.  
 3. The user should verify the accuracy of the data before using it for any other purpose.  
 4. The user should verify the accuracy of the data before using it for any other purpose.  
 5. The user should verify the accuracy of the data before using it for any other purpose.  
 6. The user should verify the accuracy of the data before using it for any other purpose.  
 7. The user should verify the accuracy of the data before using it for any other purpose.  
 8. The user should verify the accuracy of the data before using it for any other purpose.  
 9. The user should verify the accuracy of the data before using it for any other purpose.  
 10. The user should verify the accuracy of the data before using it for any other purpose.



**NOTES:**  
 1. This drawing is based on the latest available topographic data. The user should verify the accuracy of the data before using it for any other purpose.  
 2. The user should verify the accuracy of the data before using it for any other purpose.  
 3. The user should verify the accuracy of the data before using it for any other purpose.  
 4. The user should verify the accuracy of the data before using it for any other purpose.  
 5. The user should verify the accuracy of the data before using it for any other purpose.  
 6. The user should verify the accuracy of the data before using it for any other purpose.  
 7. The user should verify the accuracy of the data before using it for any other purpose.  
 8. The user should verify the accuracy of the data before using it for any other purpose.  
 9. The user should verify the accuracy of the data before using it for any other purpose.  
 10. The user should verify the accuracy of the data before using it for any other purpose.

DRAWING BELOW IS AT PROPER COORDINGATES

# KK River Dredging Project City of Milwaukee Bridge Cable Installation



**NOTES:**  
 1. This drawing is based on the latest available topographic data. The user should verify the accuracy of the data before using it for any other purpose.  
 2. The user should verify the accuracy of the data before using it for any other purpose.  
 3. The user should verify the accuracy of the data before using it for any other purpose.  
 4. The user should verify the accuracy of the data before using it for any other purpose.  
 5. The user should verify the accuracy of the data before using it for any other purpose.  
 6. The user should verify the accuracy of the data before using it for any other purpose.  
 7. The user should verify the accuracy of the data before using it for any other purpose.  
 8. The user should verify the accuracy of the data before using it for any other purpose.  
 9. The user should verify the accuracy of the data before using it for any other purpose.  
 10. The user should verify the accuracy of the data before using it for any other purpose.

**Elevation (Based on IGLD 85)**  
 114.0  
114.2  
114.4  
114.6  
114.8  
115.0  
115.2  
115.4  
115.6  
115.8  
116.0  
116.2  
116.4  
116.6  
116.8  
117.0  
117.2  
117.4  
117.6  
117.8  
118.0  
118.2  
118.4  
118.6  
118.8  
119.0  
119.2  
119.4  
119.6  
119.8  
120.0  
120.2  
120.4  
120.6  
120.8  
121.0  
121.2  
121.4  
121.6  
121.8  
122.0  
122.2  
122.4  
122.6  
122.8  
123.0  
123.2  
123.4  
123.6  
123.8  
124.0  
124.2  
124.4  
124.6  
124.8  
125.0  
125.2  
125.4  
125.6  
125.8  
126.0  
126.2  
126.4  
126.6  
126.8  
127.0  
127.2  
127.4  
127.6  
127.8  
128.0  
128.2  
128.4  
128.6  
128.8  
129.0  
129.2  
129.4  
129.6  
129.8  
130.0  
130.2  
130.4  
130.6  
130.8  
131.0  
131.2  
131.4  
131.6  
131.8  
132.0  
132.2  
132.4  
132.6  
132.8  
133.0  
133.2  
133.4  
133.6  
133.8  
134.0  
134.2  
134.4  
134.6  
134.8  
135.0  
135.2  
135.4  
135.6  
135.8  
136.0  
136.2  
136.4  
136.6  
136.8  
137.0  
137.2  
137.4  
137.6  
137.8  
138.0  
138.2  
138.4  
138.6  
138.8  
139.0  
139.2  
139.4  
139.6  
139.8  
140.0  
140.2  
140.4  
140.6  
140.8  
141.0  
141.2  
141.4  
141.6  
141.8  
142.0  
142.2  
142.4  
142.6  
142.8  
143.0  
143.2  
143.4  
143.6  
143.8  
144.0  
144.2  
144.4  
144.6  
144.8  
145.0  
145.2  
145.4  
145.6  
145.8  
146.0  
146.2  
146.4  
146.6  
146.8  
147.0  
147.2  
147.4  
147.6  
147.8  
148.0  
148.2  
148.4  
148.6  
148.8  
149.0  
149.2  
149.4  
149.6  
149.8  
150.0  
150.2  
150.4  
150.6  
150.8  
151.0  
151.2  
151.4  
151.6  
151.8  
152.0  
152.2  
152.4  
152.6  
152.8  
153.0  
153.2  
153.4  
153.6  
153.8  
154.0  
154.2  
154.4  
154.6  
154.8  
155.0  
155.2  
155.4  
155.6  
155.8  
156.0  
156.2  
156.4  
156.6  
156.8  
157.0  
157.2  
157.4  
157.6  
157.8  
158.0  
158.2  
158.4  
158.6  
158.8  
159.0  
159.2  
159.4  
159.6  
159.8  
160.0  
160.2  
160.4  
160.6  
160.8  
161.0  
161.2  
161.4  
161.6  
161.8  
162.0  
162.2  
162.4  
162.6  
162.8  
163.0  
163.2  
163.4  
163.6  
163.8  
164.0  
164.2  
164.4  
164.6  
164.8  
165.0  
165.2  
165.4  
165.6  
165.8  
166.0  
166.2  
166.4  
166.6  
166.8  
167.0  
167.2  
167.4  
167.6  
167.8  
168.0  
168.2  
168.4  
168.6  
168.8  
169.0  
169.2  
169.4  
169.6  
169.8  
170.0  
170.2  
170.4  
170.6  
170.8  
171.0  
171.2  
171.4  
171.6  
171.8  
172.0  
172.2  
172.4  
172.6  
172.8  
173.0  
173.2  
173.4  
173.6  
173.8  
174.0  
174.2  
174.4  
174.6  
174.8  
175.0  
175.2  
175.4  
175.6  
175.8  
176.0  
176.2  
176.4  
176.6  
176.8  
177.0  
177.2  
177.4  
177.6  
177.8  
178.0  
178.2  
178.4  
178.6  
178.8  
179.0  
179.2  
179.4  
179.6  
179.8  
180.0  
180.2  
180.4  
180.6  
180.8  
181.0  
181.2  
181.4  
181.6  
181.8  
182.0  
182.2  
182.4  
182.6  
182.8  
183.0  
183.2  
183.4  
183.6  
183.8  
184.0  
184.2  
184.4  
184.6  
184.8  
185.0  
185.2  
185.4  
185.6  
185.8  
186.0  
186.2  
186.4  
186.6  
186.8  
187.0  
187.2  
187.4  
187.6  
187.8  
188.0  
188.2  
188.4  
188.6  
188.8  
189.0  
189.2  
189.4  
189.6  
189.8  
190.0  
190.2  
190.4  
190.6  
190.8  
191.0  
191.2  
191.4  
191.6  
191.8  
192.0  
192.2  
192.4  
192.6  
192.8  
193.0  
193.2  
193.4  
193.6  
193.8  
194.0  
194.2  
194.4  
194.6  
194.8  
195.0  
195.2  
195.4  
195.6  
195.8  
196.0  
196.2  
196.4  
196.6  
196.8  
197.0  
197.2  
197.4  
197.6  
197.8  
198.0  
198.2  
198.4  
198.6  
198.8  
199.0  
199.2  
199.4  
199.6  
199.8  
200.0

**RECORD DOCUMENTS**

**Horizontal Scale**  
 0" 50' 100' 150' 200'

**Vertical Scale**  
 0" 10' 20' 30'

**Author: Ryan Marine Construction Co.**  
**Checker: Ryan Marine Construction Co.**

**Kinnikinnick River**

RYAN MARINE CONSTRUCTION CO.  
 300 W. WISCONSIN ST., SUITE 300  
 MILWAUKEE, WI 53233  
 PHONE: 414.224.4277  
 FAX: 414.224.4278  
 WWW: WWW.RMC-CO.COM

DATE: 11-11-2010  
 SCALE: AS SHOWN  
 SHEET: 1 OF 1

**Appendix J**  
**Sand and Riprap Gradation Tests**

---

**TRANSMITTAL OF SUBCONTRACTOR SUBMITTAL**  
 (ATTACH TO EACH SUBMITTAL)

Date: October 5, 2009

TO: CH2M Hill  
 Attn: Margaret Dombrowski  
 135 South 84<sup>th</sup> Street, Suite 325  
 Milwaukee, WI 53214

Submittal No: KKR-00041  
 New Submittal  Re-Submittal  
 Project: Kinnickinnic River Sediment Removal Project  
 Project: #380310, SC #616, PO #812050  
 Specification Section No: 02320  
 (Cover only one section with each transmittal)

FROM: Ryba Marine Construction Co.  
 520 North Main Street, Suite 301  
 P.O. Box 265  
 Cheboygan, MI 49721-0265

**SUBMITTAL TYPE:**  Shop Drawing  Sample  Action  Informational

The following items are hereby submitted:

Number of Copies	Description of Item Submitted (Type, Size, Model No., etc.)	Spec. and Para. No.	Drawing or Brochure No.	Contains Variation to Contract	
				Yes	No
2	Gradation Test – Sand	02320; 1.02.B.3			✓

Subcontract hereby certifies that (i) Subcontractor has complied with the requirements of the Subcontract Documents in preparation, review and submission of designated Submittal and (ii) the Submittal is complete and in accordance with the Subcontract Documents and requirements of laws and regulations and governing agencies.

By:   
 \_\_\_\_\_  
 JoAnne Gareau  
 Project Manager



## RYBA MARINE CONSTRUCTION CO.

520 North Main Street • Suite 301 • P. O. BOX 265  
Cheboygan, Michigan 49721-0265  
(231) 627-4333 • Fax (231) 627-4890

Project: Kinnickinnic River Sediment Removal Project  
Contract: #380310, SC #616, PO #812050  
Date: October 5, 2009  
Transmittal No: KKR-00041  
Section and Paragraph: 02320; 1.02.B.3  
Item: Gradation Test – Sand

We respectfully submit the attached gradation test for sand for the Kinnickinnic River Sediment Removal Project.

### RYBA MARINE CONSTRUCTION CO.

Approved  
Approved with corrections as noted on  
submittal data and/or attached  
sheet(s)

SIGNATURE: Steve J Tamlyn  
Steve Tamlyn

TITLE: Site Manager

DATE: October 5, 2009

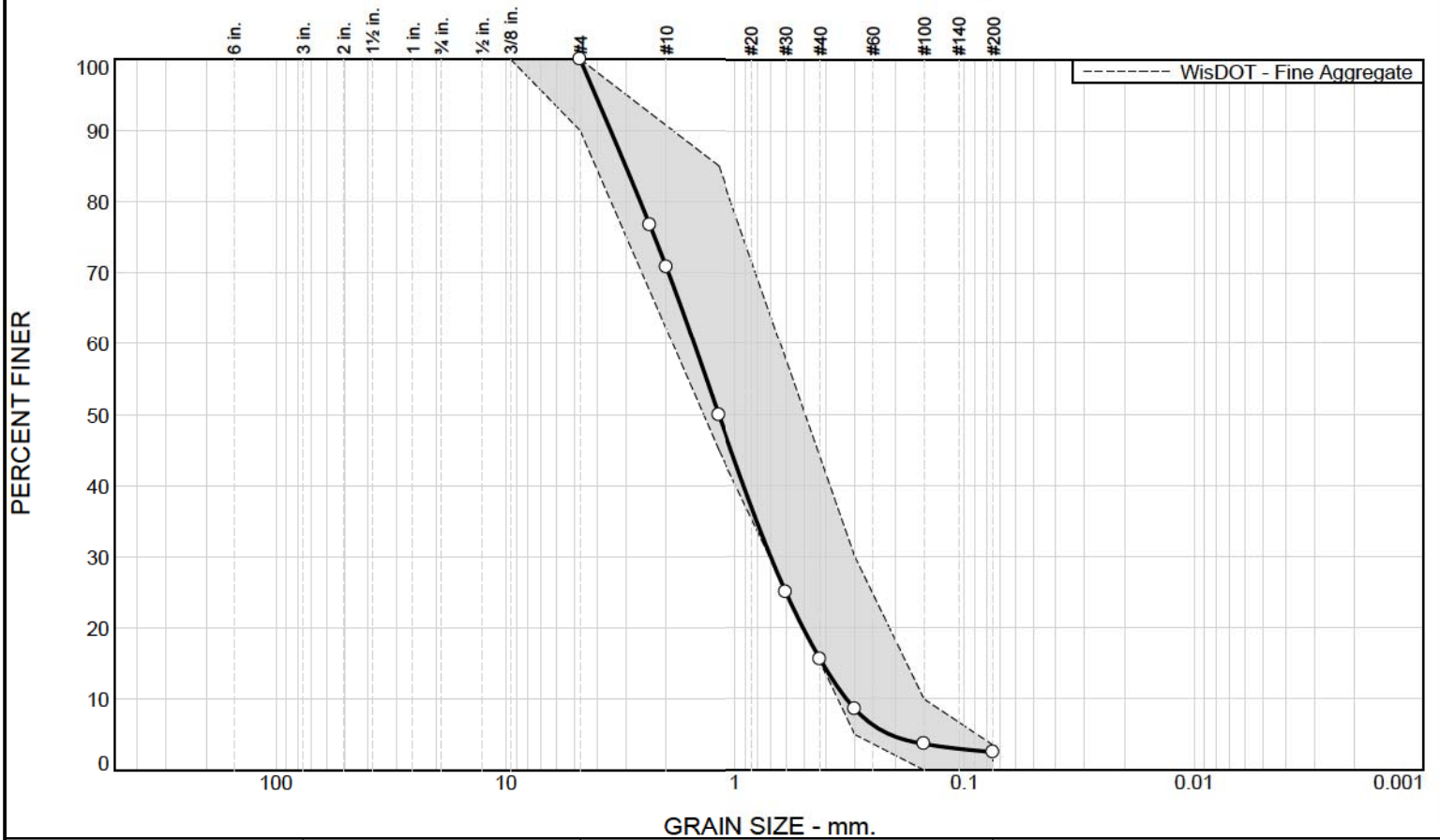
---

*Working together to improve and protect the environment*

AN EQUAL OPPORTUNITY EMPLOYER

E-mail address: rybamarine@rybamarine.com • web site address: www.rybamarine.com

# Particle Size Distribution Report



% +3"	% Gravel		% Sand			% Fines	
	Coarse	Fine	Coarse	Medium	Fine	Silt	Clay
0.0	0.0	0.0	29.2	55.2	13.1	2.5	

SIEVE SIZE	PERCENT FINER	SPEC.* PERCENT	PASS? (X=NO)
#4	100.0	90.0 - 100.0	
#8	76.7		
#10	70.8		
#16	49.9	45.0 - 85.0	
#30	25.0		
#40	15.6		
#50	8.6	5.0 - 30.0	
#100	3.7	0.0 - 10.0	
#200	2.5	0.0 - 3.5	

**Material Description**  
Fine to coarse SAND (Torpedo Sand)

**Atterberg Limits (ASTM D 4318)**  
 PL= NP      LL= NL      PI= NP

**Classification**  
 USCS= SP      AASHTO=

**Coefficients**  
 D<sub>85</sub>= 3.0083      D<sub>60</sub>= 1.5138      D<sub>50</sub>= 1.1822  
 D<sub>30</sub>= 0.6986      D<sub>15</sub>= 0.4146      D<sub>10</sub>= 0.3267  
 C<sub>u</sub>= 4.63      C<sub>c</sub>= 0.99

**Date Tested:** 09/29/09      **Tested By:** N. Lord

**Remarks**

\* WisDOT - Fine Aggregate

**Sample No.:** 09-7570-1      **Source of Sample:** 09-7570  
**Location:** Johnson Sand and Gravel  
**Checked By:** J. Anderson

**Date Sampled:** 09/29/09  
**Elev./Depth:**

**Title:** Lab Manager

**GeoTest, Inc.**

**Client:**  
**Project:**

**West Allis, WI**

**Project No:**

**Figure No.**



**TRANSMITTAL OF SUBCONTRACTOR SUBMITTAL**  
(ATTACH TO EACH SUBMITTAL)

Date: October 19, 2009

TO: CH2M Hill  
Attn: Margaret Dombrowski  
135 South 84<sup>th</sup> Street, Suite 325  
Milwaukee, WI 53214

Submittal No: KKR-00041-1  
 New Submittal  Re-Submittal  
Project: Kinnickinnic River Sediment Removal Project  
Project: #380310, SC #616, PO #812050  
Specification Section No: 02320  
(Cover only one section with each transmittal)

FROM: Ryba Marine Construction Co.  
520 North Main Street, Suite 301  
P.O. Box 265  
Cheboygan, MI 49721-0265

**SUBMITTAL TYPE:**  Shop Drawing  Sample  Action  Informational

The following items are hereby submitted:

Number of Copies	Description of Item Submitted (Type, Size, Model No., etc.)	Spec. and Para. No.	Drawing or Brochure No.	Contains Variation to Contract	
				Yes	No
1	Gradation Tests (x2) – Sand	02320; 1.02.B.3			✓

Subcontract hereby certifies that (i) Subcontractor has complied with the requirements of the Subcontract Documents in preparation, review and submission of designated Submittal and (ii) the Submittal is complete and in accordance with the Subcontract Documents and requirements of laws and regulations and governing agencies.

By: \_\_\_\_\_



JoAnne Gareau  
Project Manager



## RYBA MARINE CONSTRUCTION CO.

520 North Main Street • Suite 301 • P. O. BOX 265  
Cheboygan, Michigan 49721-0265  
(231) 627-4333 • Fax (231) 627-4890

Project: Kinnickinnic River Sediment Removal Project  
Contract: #380310, SC #616, PO #812050  
Date: October 19, 2009  
Transmittal No: KKR-00041-1  
Section and Paragraph: 02320; 1.02.B.3  
Item: Gradation Tests (x2) – Sand

We respectfully submit the attached gradation test results for two (2) sand samples for the Kinnickinnic River Sediment Removal Project.

### RYBA MARINE CONSTRUCTION CO.

Approved  
Approved with corrections as noted on  
submittal data and/or attached  
sheet(s)

SIGNATURE: Steve J Tamlyn  
Steve Tamlyn

TITLE: Site Manager

DATE: October 19, 2009

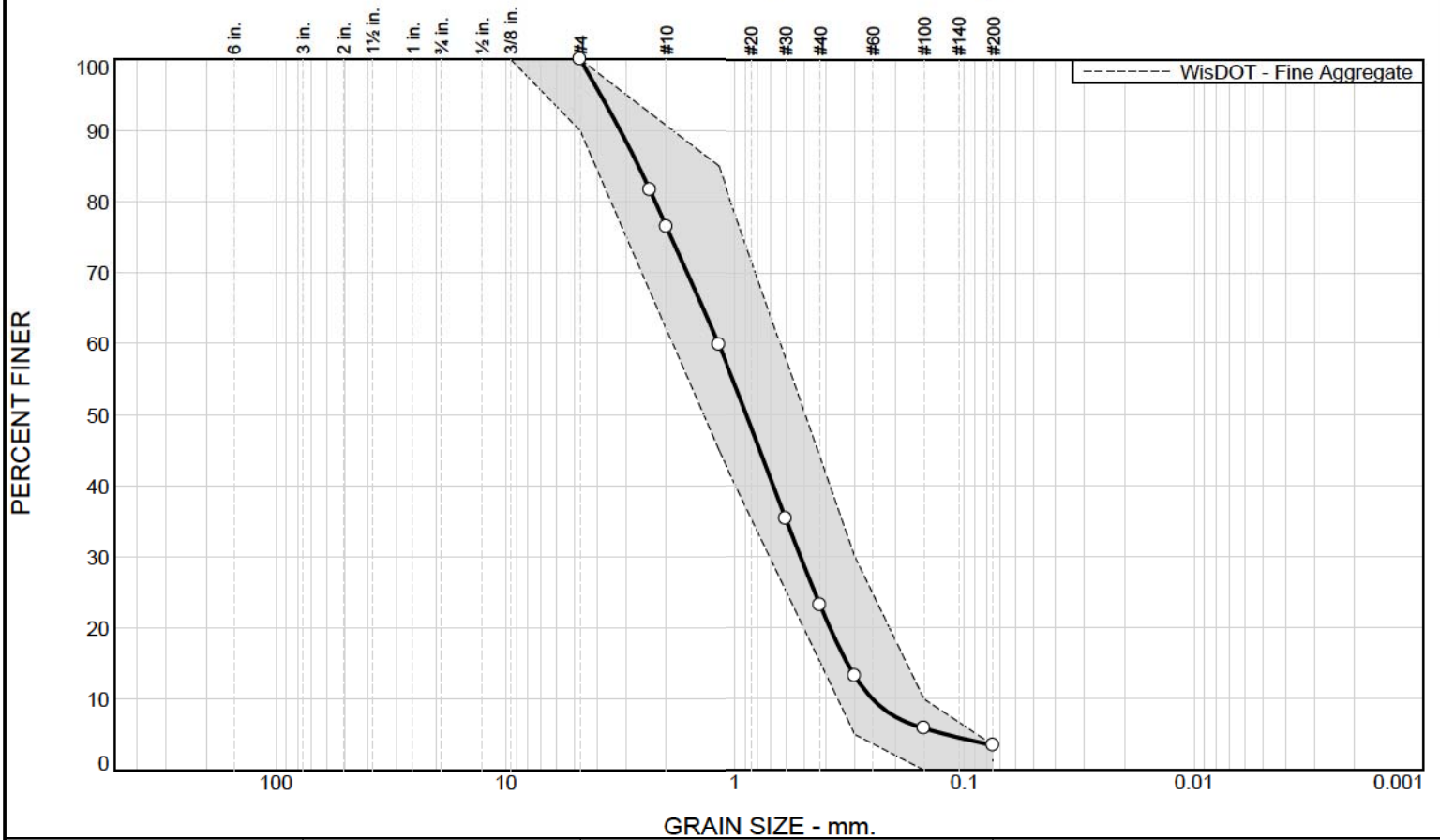
---

*Working together to improve and protect the environment*

AN EQUAL OPPORTUNITY EMPLOYER

E-mail address: rybamarine@rybamarine.com • web site address: www.rybamarine.com

# Particle Size Distribution Report



% +3"	% Gravel		% Sand			% Fines	
	Coarse	Fine	Coarse	Medium	Fine	Silt	Clay
0.0	0.0	0.0	23.5	53.3	19.7	3.5	

SIEVE SIZE	PERCENT FINER	SPEC.* PERCENT	PASS? (X=NO)
#4	100.0	90.0 - 100.0	
#8	81.7		
#10	76.5		
#16	59.8	45.0 - 85.0	
#30	35.3		
#40	23.2		
#50	13.2	5.0 - 30.0	
#100	5.9	0.0 - 10.0	
#200	3.5	0.0 - 3.5	

**Material Description**  
Brown fine to coarse sand (Torpedo Sand)

**Atterberg Limits (ASTM D 4318)**  
 PL= NP      LL= NL      PI= NP

**Classification**  
 USCS= SP      AASHTO=

**Coefficients**  
 D<sub>85</sub>= 2.6433      D<sub>60</sub>= 1.1865      D<sub>50</sub>= 0.8927  
 D<sub>30</sub>= 0.5177      D<sub>15</sub>= 0.3232      D<sub>10</sub>= 0.2515  
 C<sub>u</sub>= 4.72      C<sub>c</sub>= 0.90

**Date Tested:** 10/07/09      **Tested By:** N. Lord

**Remarks**

\* WisDOT - Fine Aggregate

**Sample No.:** 09-7875-1      **Source of Sample:** 09-7875  
**Location:** Ryba Marine  
**Checked By:** J. Anderson

**Date Sampled:** 10/07/09  
**Elev./Depth:**

**Title:** Lab Manager

**GeoTest, Inc.**

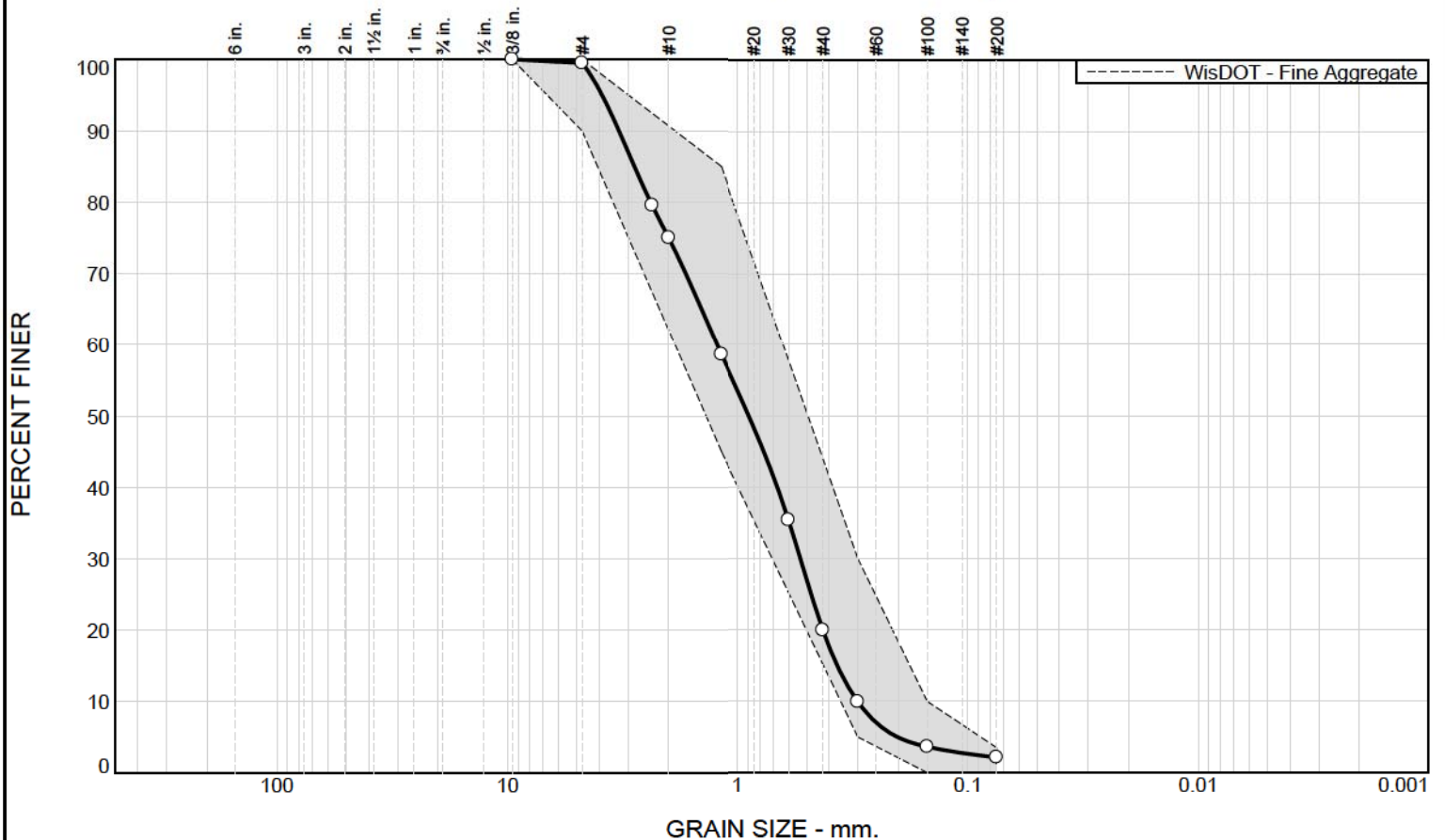
**Client:** Marine & General Contractors  
**Project:** Ryba Marine

**West Allis, WI**

**Project No:** 1912

**Figure No.**

# Particle Size Distribution Report



% +3"	% Gravel		% Sand			% Fines	
	Coarse	Fine	Coarse	Medium	Fine	Silt	Clay
0.0	0.0	0.5	24.5	55.1	17.8	2.1	

SIEVE SIZE	PERCENT FINER	SPEC.* PERCENT	PASS? (X=NO)
0.375"	100.0	100.0 - 100.0	
#4	99.5	90.0 - 100.0	
#8	79.6		
#10	75.0		
#16	58.6	45.0 - 85.0	
#30	35.4		
#40	19.9		
#50	9.9	5.0 - 30.0	
#100	3.6	0.0 - 10.0	
#200	2.1	0.0 - 3.5	

**Material Description**  
Brown fine to coarse SAND (Torpedo Sand)

**Atterberg Limits (ASTM D 4318)**  
PL= NP      LL= NL      PI= NP

**Classification**  
USCS= SP      AASHTO=

**Coefficients**  
D<sub>85</sub>= 2.8145      D<sub>60</sub>= 1.2317      D<sub>50</sub>= 0.8938  
D<sub>30</sub>= 0.5330      D<sub>15</sub>= 0.3685      D<sub>10</sub>= 0.3010  
C<sub>u</sub>= 4.09      C<sub>c</sub>= 0.77

**Date Tested:** 10/14/09      **Tested By:** N. Lord

**Remarks**

\* WisDOT - Fine Aggregate

**Sample No.:** 09-8166-1      **Source of Sample:** 09-8166      **Date Sampled:** 10/14/09  
**Location:** Ryba Marine      **Title:** Lab Manager      **Elev./Depth:**  
**Checked By:** J. Anderson

<p><b>GeoTest, Inc.</b></p> <p><b>West Allis, WI</b></p>	<p><b>Client:</b> Marine &amp; General Contractors  <b>Project:</b> Ryba Marine  <b>Project No:</b> 1912</p> <p style="text-align: right;"><b>Figure No.</b></p>
--	--

**TRANSMITTAL OF SUBCONTRACTOR SUBMITTAL**  
 (ATTACH TO EACH SUBMITTAL)

Date: September 4, 2009

TO: CH2M Hill  
 Attn: Margaret Dombrowski  
 135 South 84<sup>th</sup> Street, Suite 325  
 Milwaukee, WI 53214

Submittal No: KKR-00040  
 New Submittal  Re-Submittal  
 Project: Kinnickinnic River Sediment Removal Project  
 Project: #380310, SC #616, PO #812050  
 Specification Section No: 02320  
 (Cover only one section with each transmittal)

FROM: Ryba Marine Construction Co.  
 520 North Main Street, Suite 301  
 P.O. Box 265  
 Cheboygan, MI 49721-0265

**SUBMITTAL TYPE:**  Shop Drawing  Sample  Action  Informational

The following items are hereby submitted:

Number of Copies	Description of Item Submitted (Type, Size, Model No., etc.)	Spec. and Para. No.	Drawing or Brochure No.	Contains Variation to Contract	
				Yes	No
2	Gradation Test – Rip Rap	02320; 1.02.B.3			✓

Subcontract hereby certifies that (i) Subcontractor has complied with the requirements of the Subcontract Documents in preparation, review and submission of designated Submittal and (ii) the Submittal is complete and in accordance with the Subcontract Documents and requirements of laws and regulations and governing agencies.

By:   
 \_\_\_\_\_  
 JoAnne Gareau  
 Project Manager





## RYBA MARINE CONSTRUCTION CO.

520 North Main Street • Suite 301 • P. O. BOX 265  
Cheboygan, Michigan 49721-0265  
(231) 627-4333 • Fax (231) 627-4890

Project: Kinnickinnic River Sediment Removal Project  
Contract: #380310, SC #616, PO #812050  
Date: September 4, 2009  
Transmittal No: KKR-00040  
Section and Paragraph: 02320; 1.02.B.3  
Item: Gradation Test – Rip Rap

We respectfully submit the attached gradation test for rip rap from Halquist Stone for the Kinnickinnic River Sediment Removal Project.

### RYBA MARINE CONSTRUCTION CO.

Approved  
Approved with corrections as noted on  
submittal data and/or attached  
sheet(s)

SIGNATURE: Steve J Tamlyn  
Steve Tamlyn

TITLE: Site Manager

DATE: September 4, 2009

---

*Working together to improve and protect the environment*

AN EQUAL OPPORTUNITY EMPLOYER

E-mail address: rybamarine@rybamarine.com • web site address: www.rybamarine.com

**Halquist Stone  
Light RipRap Production Test 1  
May 5, 2007  
Quality Control - Rocks & Docks**

1.	2"	18.	7"	35.	14"
2.	2"	19.	7"	36.	14"
3.	3"	20.	8"	37.	14"
4.	3"	21.	8"	38.	15"
5.	3"	22.	9"	39.	15"
6.	3"	23.	9"	40.	15"
7.	4"	24.	9"	41.	15"
8.	4"	25.	9"	42.	15"
9.	4"	26.	10"	43.	15"
10.	5"	27.	10"	44.	15"
11.	5"	28.	11"	45.	15"
12.	5"	29.	11"	46.	16"
13.	6"	30.	12"	47.	16"
14.	6"	31.	13"	48.	16"
15.	6"	32.	13"	49.	16"
16.	7"	33.	14"	50.	16"
17.	7"	34.	14"		

Inches	ACTUAL % of gross vol. occupied by stones	Fraction of gross vol. occupied by stones
>16	0%	0%
11-13	12%	10-14%
9-11	16%	15-21%
4-9	26%	20-28%
<4	6%	5-7%
<1	0 %	2% OR LESS

**Appendix K**  
**TSS and In Situ Turbidity Correlation**  
**Technical Memorandum**

---

# TSS and In-situ Turbidity Correlation - 2009 Dredge Monitoring

## Kinnickinnic River Sediment Remediation Project

PREPARED FOR: Kinnickinnic River Team

PREPARED BY: Huck Raddemann/MKE  
Theresa Himmer/BOS

DATE: August 11, 2009

### Introduction

The 2009 dredging activities on the Kinnickinnic River consist of the mechanical dredging of sediments and transportation of the dredged material by barge to the CDF. Continuous turbidity monitoring at stations located 200 feet upstream and 1,000 feet downstream of the dredge area is being performed to demonstrate compliance with the project-specific total suspended solids (TSS) standard of less than 80 mg/L above background. Turbidity measurements in nephelometric turbidity units (NTUs) are recorded as a surrogate for TSS at the monitoring stations.

Prior to the project-specific TSS/turbidity relationship being established, correlations developed by Barr Engineering based on previous TSS/turbidity data from the Milwaukee Metropolitan Sewerage District (MMSD) were used to determine if the 80-mg/L limit above background for TSS was being exceeded (Barr Engineering, 2008). The curve developed using the MMSD data indicated that a turbidity change of 88 NTU above background was equivalent to an 80-mg/L TSS increase. After the commencement of the dredging activities, turbidity monitoring was performed concurrently with TSS sampling in order to establish a project-specific TSS/turbidity correlation curve.

### Field Methods

Surface water monitoring of TSS and turbidity was performed to collect data in order to evaluate the potential for sediment resuspension during dredging activities. A two-person crew in a small vessel (john boat) monitored the extent of the turbidity plume downstream of dredging activities using the same type of turbidity probe (YSI 6136) used at the two monitoring stations. TSS samples were collected from the water depth of greatest turbidity as measured at every 2-foot interval beginning 2-feet above the sediment surface using a peristaltic pump. If turbidity measurements throughout the water column were uniform, the sample was collected at the approximate mid-point of the water column. Sampling was performed starting at the dredge and continued at 50-foot intervals downstream within the center of the visible suspended solid (turbidity) plume until reaching the point where turbidity levels returned to the daily average background level as determined by the upstream monitoring station near the Becher Street Bridge. Surface water TSS sample/turbidity monitoring locations were surveyed and recorded using a sub-meter global positioning system (GPS). TSS samples were submitted USEPA Central Regional Laboratory (CRL) for analyses by method 2540D.

## Results and Discussion

The TSS and turbidity data collected during the 2009 Kinnickinnic River dredging are presented in Table 1. In order to establish the correlation curve, TSS was plotted against the average turbidity reading for each station (Figure 1). When plotting the recent Kinnickinnic River data, the highest values for each of the two replicate samples was retained for graphing. A linear fit trendline was added to the plot along with the trendline equation and  $R^2$  value. The project-specific data exhibit an  $R^2$  value is 0.99, indicative of a very good correlation between measured turbidity and TSS.

The summary data for the initial curve established by Barr Engineering using the MMSD data and the correlation curve established using project specific data are presented in Table 2. The project-specific correlation currently estimates that a turbidity change of 85 NTU above background is equivalent to a TSS increase of approximately 80-mg/L; exhibiting very close agreement with the 88 NTU change predicted by the previously existing correlation curve.

The predicted TSS values across a range of turbidity values were calculated using the two curves and compared (Table 3). There is a lack of agreement between the two curves for relatively low turbidity values (below 60 NTU); this is likely due in part, to the lack of recent data in this range and the negative y-intercept in the equations for the curve determined using the project-specific data. Above 60 NTU the percent difference between the TSS values predicted using the initial correlation curve and the new correlation curve ranges from 1 to ~17%, with the closest agreement in the turbidity range of 80 to 180 NTU (RPD is less than 10%).

## Summary and Conclusions

The project specific correlation curve developed using the recently collected TSS and turbidity data is an adequate means of predicting TSS in real time during dredging operations. This correlation exhibits very close agreement with the previously established correlation curve that was used during the initial monitoring operations. The newer, project specific TSS-turbidity correlation is slightly more conservative than the previous correlation curve established using the MMSD data, resulting in TSS estimates that are more protective of the environment (Figure 1).

## References

Barr Engineering. 2008. *Final Design Report, Kinnickinnic River Sediment Remediation, Milwaukee, Wisconsin*. Prepared for the Wisconsin Department of Natural Resources. March.



Table 1. KK River - 2009 TSS and Turbidity Data

Sample ID	Northing	Easting	Water Depth (ft)	Approx. Distance from Barge (ft)	Initial NTU Min	Initial NTU Max	Sample Depth (ft)	Sample NTU Min	Sample NTU Max	Sample NTU Avg.	TSS Reading
SW-001	43°00.501903	87°54.701771	17	150	90	160	13	72	82	77	65
SW-002	43°00.497474	87°54.694298	16	200	58.3	67.7	14	58.3	67.7	63	48
SW-003	43°00.501147	87°54.681516	9	250	55	60	4.5	58.2	64.4	61.3	47
SW-004	No GPS signal; under bridge.		12	300	55	80	10	55.5	71.1	63.3	45
SW-005	43°00.500053	87°54.655606	13	350	53	60	11	54.3	60.9	57.6	47
SW-006	43°00.491562	87°54.643547	10	400	53	60	8	51.3	57	54.15	41
SW-007	43°00.491100	87°54.639357	10	400	50	57	8	53.1	64.4	58.75	47
SW-008	43°00.491775	87°54.625577	10	450	50	60	8	42.1	49.9	46	35
SW-009	43°00.493224	87°54.610109	10	500	46	53	4	46.2	52.1	49.15	31
SW-009-FD	43°00.493224	87°54.610109	10	500	46	53	4	49.3	54.5	51.9	33
SW-010	43°00.496059	87°54.595473	12	550	46	53	10	39.2	48.3	43.75	33
SW-011	43°00.500901	87°54.697062	18	125	50	160	15	170	340	255	218
SW-012	43°00.498422	87°54.689893	17	175	80	180	15	197	243	220	203
SW-013	No GPS signal; under bridge.		15	225	70	120	13	98.2	114.3	106.25	109
SW-014	43°00.493120	87°54.657367	10	300	65	85	8	77.2	84.2	80.7	77
SW-015	43°00.494018	87°54.643105	12	350	60	75	6	61	74.8	67.9	54
SW-016	43°00.495413	87°54.626583	12	400	55	65	8	61	93	77	72
SW-017	43°00.494529	87°54.613430	12	450	75	85	6	68.8	74.4	71.6	63
SW-018	43°00.493337	87°54.596691	12	500	50	60	6	43.5	49.3	46.4	37
SW-019	43°00.500189	87°54.689067	16	100	90	190	14	223.1	267.4	245.25	227
SW-020	43°00.510427	87°54.699212	10	100	65	75	5	60.8	70.9	65.85	54
SW-020-FD	43°00.510427	87°54.699212	10	100	65	75	5	60.8	70.9	65.85	50

Table 2. Summary TSS and Turbidity data for Barr Engineering and Project Specific Correlation Curves

	2009 Kinnickinnic River Curve (Project Specific)	2008 MMSD Curve (Barr Engineering)
Average TSS (mg/L)	76	35
Min – Max TSS (mg/L)	33-227	2.0-390
Standard Deviation TSS (mg/L)	61	47
No. Measurements	20	310
Average TSS + 80 (mg/L)	156	115
Average Turbidity (NTU)	89	28
Turbidity corresponding to an 80 mg/L increase over average TSS* (NTU)	174	116
Estimate of $\Delta$ turbidity that corresponds to an 80 mg/L increase in TSS above average TSS concentrations (NTU)*	85	88

\* calculated from individual regressions of NTU vs. TSS of each data set

Table 3. Comparison of Predicted TSS Values

Turbidity (NTU)	Predicted TSS (mg/L)		RPD
	Barr Engineering (2008)	Kinnickinnic River (2009)	
0	14	-7	655%
10	21	2	166%
20	29	11	86%
30	36	21	54%
40	43	30	36%
50	51	40	25%
60	58	49	17%
70	66	58	11%
80	73	68	7%
90	80	77	4%
100	88	87	1%
110	95	96	1%
120	102	105	3%
130	110	115	5%
140	117	124	6%
150	124	134	7%
160	132	143	8%
170	139	153	9%
180	147	162	10%
190	154	171	11%
200	161	181	11%
210	169	190	12%
220	176	200	13%
230	183	209	13%
240	191	218	13%
250	198	228	14%

## TSS and Turbidity Correlation Curves: Kinnickinnic River and MMSD

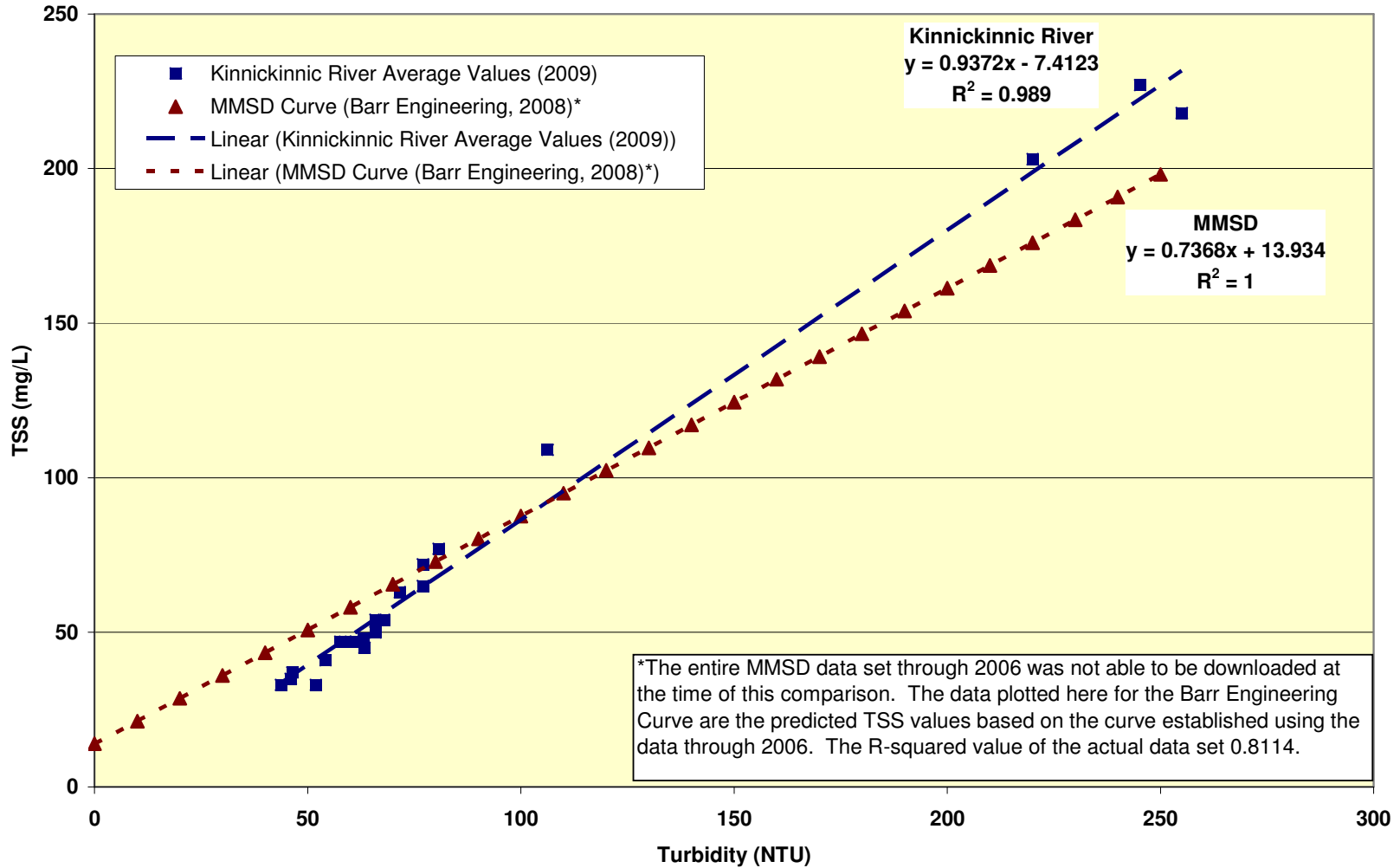


Figure 1. Comparison of Project Specific KK River correlation curve to previously established correlation by Barr Engineering.

**Appendix L**  
**Affiliated Researchers'**  
**Bathymetric Survey Oversight Reports**

---

**Oversight of the  
Methods and Findings of the  
Post-Dredge Bathymetric Survey for RMU1  
  
Kinnickinnic River  
Milwaukee, Milwaukee County, Wisconsin**

October 2009

Presented to:  
Ms. Tonya Balla  
WESTON Solutions, Inc.  
750 East Bunker Court Suite 500  
Vernon Hills, Illinois 60060

Presented by:  
Mr. Michael Caldwell  
Mr. Rollin Reineck, Jr.  
Affiliated Researchers, LLC



## EXECUTIVE SUMMARY

The United States Environmental Protection Agency (U.S. EPA) Great Lakes National Program Office (GLNPO) contracted CH2M Hill as the primary contractor to dredge a small area on the Kinnickinnic River, Milwaukee, Wisconsin (Project Area). CH2M Hill sub-contracted Ryba Marine Construction (Ryba) to provide the dredging services. Ryba sub-contracted Veolia Environmental (Veolia) to provide pre- and post-dredging bathymetry services.

GLNPO tasked Weston Solutions Inc., (WESTON) under the Superfund Technical Assessment and Response Team (START) contract to provide third-party oversight of the pre- and post-dredging bathymetric survey. WESTON sub-contracted Affiliated Researchers to assist with the field oversight and provide a Hydrographer to directly observe and document the field process of the pre- and post-dredging bathymetric survey, as well as review the compiled data and the bathymetric survey. Neither WESTON nor Affiliated Researchers collected any data as part of its oversight of the post-dredge survey. This report documents the oversight of the methods and findings of the post-dredging bathymetric survey of RMU1 of the Kinnickinnic River in Milwaukee, Wisconsin.

The scope of work for the project requested a written “survey plan” to describe the equipment, methods, and procedures proposed for the pre- and post-dredging bathymetric surveys of the Project Area. A pre-dredging survey plan was provided by Ryba prior to the pre-dredging bathymetric survey, and subsequently modified. Prior to the commencement of the bathymetric surveying of RMU1, a revised version of the pre-dredge survey plan<sup>1</sup> was provided by Ryba and reviewed by WESTON and Affiliated Researchers. Affiliated Researchers noted that the RMU1 survey plan contained an inconsistency by stating that bathymetric survey procedures would “aim for 100% coverage”.

Onsite preparations for the post-dredging survey for RMU1 were scheduled to begin and were completed on September 11, 2009. The data collection process was completed with minimal software problems, which were readily corrected in the field. A few minor data points were discussed for collection but the additional data was never collected.

Data compiling of the post-dredge survey began on September 14, 2009 and was completed on September 22, 2009. Survey data was edited, compiled, and developed by Veolia into bathymetric survey drawings of river bottom elevations, utilizing *HYPACK* software. Affiliated Researchers utilized *HYPACK* software to review and compare the data and bathymetric survey. A significant error in the river bank elevations depicted on the bathymetric survey was discovered and determined to have been caused from erroneous compiling of the data by Veolia. This error was corrected through emails and conversations between Affiliated Researchers and Veolia.

On September 22, 2009, a final bathymetric survey drawing was provided by Veolia for review. Affiliated Researchers verified Veolia’s bathymetric survey drawing to be consistent with the

---

<sup>1</sup> Survey Plan – Rev C dated June 5, 2009

data collected. The final drawing provided by Veolia however, was represented in one foot bathymetric increments although the project scope of work called for bathymetric survey to be represented in ½ foot bathymetric increments.

With the exceptions as noted, Affiliated Researchers' oversight of the methods and findings of the post-dredging surveying of RMU1 has determined that recognized and acceptable equipment and methods were used.

## INTRODUCTION

The United States Environmental Protection Agency (U.S. EPA) Great Lakes National Program Office (GLNPO) contracted WESTON Solutions Inc., (WESTON), to perform third-party oversight of the post-dredging bathymetric survey for the Kinnickinnic River (KK River) in Milwaukee, Wisconsin. WESTON sub-contracted Affiliated Researchers to provide the field oversight and oversee the data compilation and bathymetric survey map comparison. Affiliated Researchers' Hydrographer provided field oversight of the post-dredging survey. GLNPO's primary contractor for the dredging project was CH2M Hill out of Milwaukee, Wisconsin. CH2M Hill sub-contracted Ryba Marine Construction (Ryba) to provide the dredging services. Ryba sub-contracted Veolia Environmental (Veolia) to provide pre- and post-dredging bathymetry services.

The small area on the KK River to be dredged (Project Area) is approximately 0.38 river miles, located approximately 1.6 to 2.0 river miles upstream of the river mouth (Figure 1.) The Project Area had been subdivided into four staged work areas referred to as "remediation area units" (RMU). RMU1, which was located within the southwestern portion of the Project Area, was the first area where dredging had been completed, and was the first area for the post-dredging survey.

This report documents the oversight of the methods and findings of the post-dredging bathymetric survey of RMU1 of the Kinnickinnic River in Milwaukee, Wisconsin. This report provides a summary of the:

- Survey Plan;
- On-Site Survey Preparations;
- Data Collection;
- Data Compiling; and,
- Conclusions.

## SURVEY PLAN

The scope of work for the project requested a written “survey plan” to describe the equipment, methods, and procedures proposed for the pre- and post-dredging bathymetric surveys of the Project Area. A pre-dredging survey plan was provided by Ryba prior to the pre-dredging bathymetric survey, and subsequently modified. Prior to the commencement of the bathymetric surveying of RMU1, a revised version of the pre-dredge survey plan<sup>2</sup> was provided by Ryba and reviewed by WESTON and Affiliated Researchers.

Affiliated Researchers noted that the RMU1 survey plan contained an inconsistency by stating that bathymetric survey procedures would “aim for 100% coverage”. This statement in the plan apparently remained from the original pre-dredging survey plan in which multi-beam procedures had been proposed. Subsequent to the original plan, the procedures had been modified to use single beam methods along transects which did not enable 100% coverage of the Project Area.



**Figure 1. Kinnickinnic River Project  
Milwaukee, Milwaukee County, Wisconsin**

<sup>2</sup> Survey Plan – Rev C dated June 5, 2009

## ONSITE SURVEY PREPARATIONS

The post-dredging survey of RMU1 and the onsite preparations for the post-dredging survey was initiated and completed on September 11, 2009.

A manual “tidal gauge” was established on the river to record water elevations at the Project Area. Benchmarks had been previously established during the pre-dredging survey, along the river at strategic locations.

Proposed transects for which the single-beam survey was to be conducted, were developed at 50 foot intervals, using *AutoCAD* software. A “Planned Lines” file was created with *HYPACK* software, to correspond with the survey transect that were developed using *AutoCAD*. The “Planned Lines” file was copied to the *HYPACK* survey program on the onboard computer, to provide navigation of the survey transects.

As required by the US Army Corps of Engineers hydrography manual<sup>3</sup>, a latency test of the equipment and a sound velocity measurement was preformed.

### STAFF INVOLVED:

- Mr. James Cooley, Ryba
- Mr. Bill Schuette, Veolia
- Mr. Chris Bauer, Veolia
- Mr. Jake Spees, Veolia
- Mr. Trent Nedens, Veolia
- Ms. Tonya Balla, WESTON
- Mr. Mike Caldwell, Affiliated Researchers

### EQUIPMENT USED:

- Survey vessel: “Miss Geodesy”, 22 foot aluminum survey boat with cabin for 3.
- RTK-GPS: *Trimble R8 GNSS Model 3*
- Single-beam echo sounder: *Odom Dual Frequency Echotrac II*
- Velocity profiler: *Applied Micro Systems Smart SV*
- Computer drafting and design software: *AutoCADD*
- Hydrographic software: *HYPACK*

### ERRORS, CONCERNS, DISCREPANCIES, AND SOLUTIONS:

During the post-survey preparations on September 11, 2009, the *HYPACK* software displayed errors during setup. Veolia checked all of the connections, installed a different software driver,

---

<sup>3</sup>US Army Corps of Engineers, EM 110-2-1003 Hydrographic Surveying manual.



restarted the computer, and restarted the *HYPACK* software. This procedure seemed to correct the noted *HYPACK* errors.

However, a 1 foot elevation error still remained in *HYPACK*. This same error was encountered during the pre-dredge survey and the source of the problem was never discovered. To resolve the 1 foot elevation error, Veolia contacted *HYPACK* Technical Support. *HYPACK* suggested that since this was a constant error rather than a variable error, Veolia could incorporate an “orthographic height correction” into the *HYPACK* program. Veolia accepted this course of action in order to maintain continuity between pre- and post-dredging surveys.

## DATA COLLECTION

Data collection for the post-dredging survey was initiated and completed on September 11, 2009, with the exception of a few minor additional data that were discussed as needed but never collected. The data collection process involved minor problems associated with the software, but overall was without incident. Tidal data was manually recorded approximately every one-half hour to record water elevations in the Project Area.

### STAFF INVOLVED:

- Mr. James Cooley, Ryba
- Mr. Bill Schuette, Veolia
- Mr. Chris Bauer, Veolia
- Mr. Jake Spees, Veolia
- Mr. Bob Kilburn, Seiler Instrument
- Mr. Trent Nedens, Veolia
- Mr. Mike Caldwell, Affiliated Researchers

### EQUIPMENT

- Survey vessel: “Miss Geodesy”, 22 foot aluminum survey boat with cabin for 3.
- RTK-GPS: *Trimble R8 GNSS Model 3*
- Single-beam echo sounder: *Odom Dual Frequency Echotrac II*
- Velocity profiler: *Applied Micro Systems Smart SV*
- Hydrographic software: *HYPACK*

### ERRORS, CONCERNS, DISCREPANCIES, AND SOLUTIONS

The data collection process involved only a few minor problems associated with the software, but was without incident or impact.

## DATA COMPILING

Compiling the data from the post-dredging survey for RMU1 was initiated on September 14, 2009 and was completed on September 22, 2009. Survey data was edited, compiled, and developed by Veolia into bathymetric survey drawings of river bottom elevations, utilizing *HYPACK* software.

During the data compiling process, Mr. Mike Caldwell of Affiliated Researchers and Mr. Chris Bauer of Veolia developed independent bathymetric drawings from the post-dredge survey data. Affiliated Researchers and Veolia utilized *HYPACK* software to review the data and develop the bathymetric survey.

### STAFF INVOLVED:

- Mr. Chris Bauer, Veolia
- Mr. James Cooley, Ryba
- Ms. Diana Mally, GLNPO
- Ms. Tonya Balla, WESTON
- Mr. Mike Caldwell, Affiliated Researchers
- Mr. Rollin Reineck, Affiliated Researchers
- Mr. Bob Kilburn, Seiler Instrument

### EQUIPMENT:

- Hydrographic software: *HYPACK*
- Computer drafting and design software: *AutoCAD*

### ERRORS, CONCERNS, DISCREPANCIES, AND SOLUTIONS:

#### September 17, 2009

- Affiliated Researchers received a phone call from Mr. Chris Bauer of Veolia regarding the need for some additional data points to be collected by Ryba, in order to complete the bathymetric survey drawing. Veolia also inquired from Affiliated Researchers whether they had knowledge of whether a “channel design” had been created/provided. Affiliated Researchers had not received a channel design.

#### September 18, 2009

- A conference call was scheduled and conducted with U.S EPA, CH2M Hill, Ryba, and Veolia, WESTON, and Affiliated Researchers to discuss the additional data points, status of the channel design, timing on the deliverables, and a few other minor issues. All issues were resolved.

#### September 21, 2009

- Affiliated Researchers received from Veolia via email a data package containing what Veolia had intended to be all of the post-dredging data used for the development of the final bathymetric drawing as well as the final bathymetric drawing. However, the materials shared inadvertently contained the data and drawing relating to the pre-dredge survey. Veolia provided the correct data and drawing package.
- Affiliated Researchers found, from comparing its independently developed post-dredge surveys with the survey developed by Veolia, that Veolia had erroneously interpolated a portion of the data. Veolia had interpolated from the last data point elevation along each transect, to the top of the sheet-piling wall along the bank of the river. This erroneous interpolation created bathymetric contours that were approximately 4 to 5 feet above the water's surface elevation along the bank of the river. Veolia suggested excluding bank data that was derived from the sheet-piling wall and instead to end the bathymetric contours at the last sounding on each transect. Affiliated Researchers suggested Veolia utilize the same method that it had employed in the pre-dredging survey, which was to interpolate the last sounding elevation on each transect with the horizontal coordinates only from the adjacent sheet-piling wall. Veolia implemented this course of action in order to maintain continuity between pre- and post-dredging surveys.

**September 22, 2009**

- Affiliated Researchers finalized its independently developed post-dredge survey and compared it with the survey developed by Veolia. No significant errors were noted – only a few minor computer generated anomalies. The acceptable comparison survey was relayed by WESTON to GLNPO.

**September 23, 2009**

- WESTON submitted the comparison figure to GLNPO, containing a depiction of the comparison of the two independently create post-dredge bathymetric survey drawings (see attached).
- The final drawing provided by Veolia was represented in one foot bathymetric increments although the project scope called for the bathymetric survey to be represented in ½ foot bathymetric increments.

## **CONCLUSION**

With the exceptions as noted, Affiliated Researchers' oversight of the methods and findings of the post-dredging surveying of RMU1 has determined that recognized and acceptable equipment and methods were used, which has resulting in an acceptable bathymetric survey of this area.



Oversight of the  
Methods and Findings of the  
Post-Dredge Bathymetric Survey for RMU2, 3, & 4  
Kinnickinnic River  
Milwaukee, Milwaukee County, Wisconsin

October 2009

Presented to:  
Ms. Tonya Balla  
WESTON Solutions, Inc.  
750 East Bunker Court Suite 500  
Vernon Hills, Illinois 60060

Presented by:  
Mr. Michael Caldwell  
Mr. Rollin Reineck, Jr.  
Affiliated Researchers, LLC

## EXECUTIVE SUMMARY

The United States Environmental Protection Agency (U.S. EPA) Great Lakes National Program Office (GLNPO) contracted CH2M Hill as the primary contractor to dredge a small area on the Kinnickinnic River, Milwaukee, Wisconsin (Project Area). CH2M Hill sub-contracted Ryba Marine Construction (Ryba) to provide the dredging services. Ryba sub-contracted Veolia Environmental (Veolia) to provide pre- and post-dredging bathymetry services.

GLNPO tasked Weston Solutions Inc., (WESTON) under the Superfund Technical Assessment and Response Team (START) contract to provide third-party oversight of the pre- and post-dredging bathymetric survey. WESTON sub-contracted Affiliated Researchers to assist with the field oversight and provide a Hydrographer to directly observe and document the field process of the pre- and post-dredging bathymetric survey, as well as review the compiled data and the bathymetric survey. Neither WESTON nor Affiliated Researchers collected any data as part of its oversight of the post-dredge survey. This report documents the oversight of the methods and findings of the post-dredging bathymetric survey of RMU's 2, 3, & 4 of the Kinnickinnic River in Milwaukee, Wisconsin.

The scope of work for the project requested a written "survey plan" to describe the equipment, methods, and procedures proposed for the pre- and post-dredging bathymetric surveys of the Project Area. A pre-dredging survey plan was provided by Ryba prior to the pre-dredging bathymetric survey, and subsequently modified. Prior to the commencement of the bathymetric surveying of RMU1, a revised version of the pre-dredge survey plan<sup>1</sup> was provided by Ryba and reviewed by WESTON and Affiliated Researchers. Affiliated Researchers noted that the RMU1 survey plan contained an inconsistency by stating that bathymetric survey procedures would "aim for 100% coverage". A revised survey plan was not provided prior to the post-dredging bathymetric surveying of RMU's 2, 3, & 4.

Onsite preparations for the post-dredging survey for RMU2, 3, & 4 were initiated and completed on October 2, 2009. The data collection process was completed without incident.

Data compiling of the post-dredge survey began on October 5, 2009 and was completed on October 8, 2009. Survey data was edited, compiled, and developed by Veolia into bathymetric survey drawings of river bottom elevations, utilizing *HYPACK* software. Affiliated Researchers utilized *HYPACK* software to review and compare the data and bathymetric survey. Several insignificant errors were found in the river elevations depicted on the bathymetric survey and corrected. These errors were corrected through a telephone conversation between Affiliated Researchers and Veolia.

On October 8, 2009, a final bathymetric survey drawing was provided by Veolia for review. Affiliated Researchers verified Veolia's bathymetric survey drawing to be consistent with the data collected. The final drawing provided by Veolia was represented in one foot bathymetric

---

<sup>1</sup> Survey Plan – Rev C dated June 5, 2009

increments, although the project scope of work called for the bathymetric survey to be represented in ½ foot bathymetric increments.

With the exceptions as noted, Affiliated Researchers' oversight of the methods and findings of the post-dredging surveying of RMU's 2, 3, & 4 has determined that recognized and acceptable equipment and methods were used.

## INTRODUCTION

The United States Environmental Protection Agency (U.S. EPA) Great Lakes National Program Office (GLNPO) contracted WESTON Solutions Inc., (WESTON), to perform third-party oversight of the post-dredging bathymetric survey for the Kinnickinnic River (KK River) in Milwaukee, Wisconsin. WESTON sub-contracted Affiliated Researchers to provide the field oversight and oversee the data compilation and bathymetric survey map comparison. Affiliated Researchers' Hydrographer provided field oversight of the post-dredging survey. GLNPO's primary contractor for the dredging project was CH2M Hill out of Milwaukee, Wisconsin. CH2M Hill sub-contracted Ryba Marine Construction (Ryba) to provide the dredging services. Ryba sub-contracted Veolia Environmental (Veolia) to provide pre- and post-dredging bathymetry services.

The small area on the KK River to be dredged (Project Area) is approximately 0.38 river miles, located approximately 1.6 to 2.0 river miles upstream of the river mouth (Figure 1.) The Project Area had been subdivided into four staged work areas referred to as "remediation area units" (RMU). RMU's 2, 3, & 4 comprised all but the southwestern portion (RMU1) of the Project Area, and accounted for the final area of dredging and post-dredging survey.

This report documents the oversight of the methods and findings of the post-dredging bathymetric survey of RMU's 2, 3, & 4 of the Kinnickinnic River in Milwaukee, Wisconsin. This report provides a summary of the:

- Survey Plan;
- On-Site Survey Preparations;
- Data Collection;
- Data Compiling; and,
- Conclusions.

## SURVEY PLAN

The scope of work for the project requested a written “survey plan” to describe the equipment, methods, and procedures proposed for the pre- and post-dredging bathymetric surveys of the Project Area. A pre-dredging survey plan was provided by Ryba prior to the pre-dredging bathymetric survey, and subsequently modified. Prior to the commencement of the bathymetric surveying of RMU1, a revised version of the pre-dredge survey plan<sup>2</sup> was provided by Ryba and reviewed by WESTON and Affiliated Researchers. Affiliated Researchers noted that the RMU1 survey plan contained an inconsistency by stating that bathymetric survey procedures would “aim for 100% coverage”. This statement in the plan apparently remained from the original pre-dredging survey plan in which multi-beam procedures had been proposed. Subsequent to the original plan, the procedures had been modified to use single beam methods along transects which did not enable 100% coverage of the Project Area.

A revised survey plan was not provided prior to the post-dredging bathymetric surveying of RMU’s 2, 3, & 4.



**Figure 1. Kinnickinnic River Project  
Milwaukee, Milwaukee County, Wisconsin**

<sup>2</sup> Survey Plan – Rev C dated June 5, 2009

## ONSITE SURVEY PREPARATIONS

The post-dredging survey of RMU's 2, 3, & 4 and the onsite preparations for the post-dredging survey was initiated and completed on October 2, 2009.

A manual "tidal gauge" was established on the river to record water elevations at the Project Area. Benchmarks had been previously established during the pre-dredging survey, along the river at strategic locations.

Proposed transects for which the single-beam survey was to be conducted, were developed at 50 foot intervals, using *AutoCAD* software. A "Planned Lines" file was created with *HYPACK* software, to correspond with the survey transect that were developed using *AutoCAD*. The "Planned Lines" file was copied to the *HYPACK* survey program on the onboard computer, to provide navigation of the survey transects.

As required by the US Army Corps of Engineers hydrography manual<sup>3</sup>, a latency test of the equipment and a sound velocity measurement was preformed.

### STAFF INVOLVED:

- Mr. James Cooley, Ryba
- Mr. Bill Schuette, Veolia
- Mr. Chris Bauer, Veolia
- Mr. Bob Kilburn, Seiler Instrument
- Mr. Mike Caldwell, Affiliated Researchers

### EQUIPMENT USED:

- Survey vessel: "Miss Geodesy", 22 foot aluminum survey boat with cabin for 3.
- RTK-GPS: *Trimble R8 GNSS Model 3*
- Single-beam echo sounder: *Odom Dual Frequency Echotrac II*
- Velocity profiler: *Applied Micro Systems Smart SV*
- Computer drafting and design software: *AutoCADD*
- Hydrographic software: *HYPACK*

### ERRORS, CONCERNS, DISCREPANCIES, AND SOLUTIONS:

No problems were encountered during the onsite survey preparations.

---

<sup>3</sup>US Army Corps of Engineers, EM 110-2-1003 Hydrographic Surveying manual.



## DATA COLLECTION

Data collection for the post-dredging survey was initiated and completed on October 2, 2009. The data collection process proceeded without and tidal data was manually recorded approximately every one-half hour to record water elevations in the Project Area.

### STAFF INVOLVED:

- Mr. James Cooley, Ryba
- Mr. Bill Schuette, Veolia
- Mr. Chris Bauer, Veolia
- Mr. Bob Kilburn, Seiler Instrument
- Mr. Mike Caldwell, Affiliated Researchers

### EQUIPMENT

- Survey vessel: “Miss Geodesy”, 22 foot aluminum survey boat with cabin for 3.
- RTK-GPS: *Trimble R8 GNSS Model 3*
- Single-beam echo sounder: *Odom Dual Frequency Echotrac II*
- Velocity profiler: *Applied Micro Systems Smart SV*
- Hydrographic software: *HYPACK*

### ERRORS, CONCERNS, DISCREPANCIES, AND SOLUTIONS

No problems were encountered during the data collection.

## DATA COMPILING

Compiling the data from the post-dredging survey for RMU 2, 3, & 4 was initiated on October 5, 2009 and was completed on October 8, 2009. Survey data was edited, compiled, and developed by Veolia into bathymetric survey drawings of river bottom elevations, utilizing *HYPACK* software.

During the data compiling process, Mr. Mike Caldwell of Affiliated Researchers and Mr. Chris Bauer of Veolia developed independent bathymetric drawings from the post-dredge survey data. Affiliated Researchers and Veolia utilized *HYPACK* software to review the data and develop the bathymetric survey.

### STAFF INVOLVED:

- Mr. Chris Bauer, Veolia
- Ms. Tonya Balla, WESTON
- Mr. Mike Caldwell, Affiliated Researchers
- Mr. Rollin Reineck, Affiliated Researchers

### EQUIPMENT:

- Hydrographic software: *HYPACK*
- Computer drafting and design software: *AutoCAD*

### ERRORS, CONCERNS, DISCREPANCIES, AND SOLUTIONS:

#### October 8, 2009

- Affiliated Researchers called Mr. Bauer of Veolia with respect to a few minor discrepancies between the two independently developed bathymetric survey drawings. Mr. Bauer corrected a minor error seen in the bathymetric contours, and also modified his border file (which was used to represent the river bank) to eliminate the contour lines that had been previously shown within an abandoned train bridge abutment.

## **CONCLUSION**

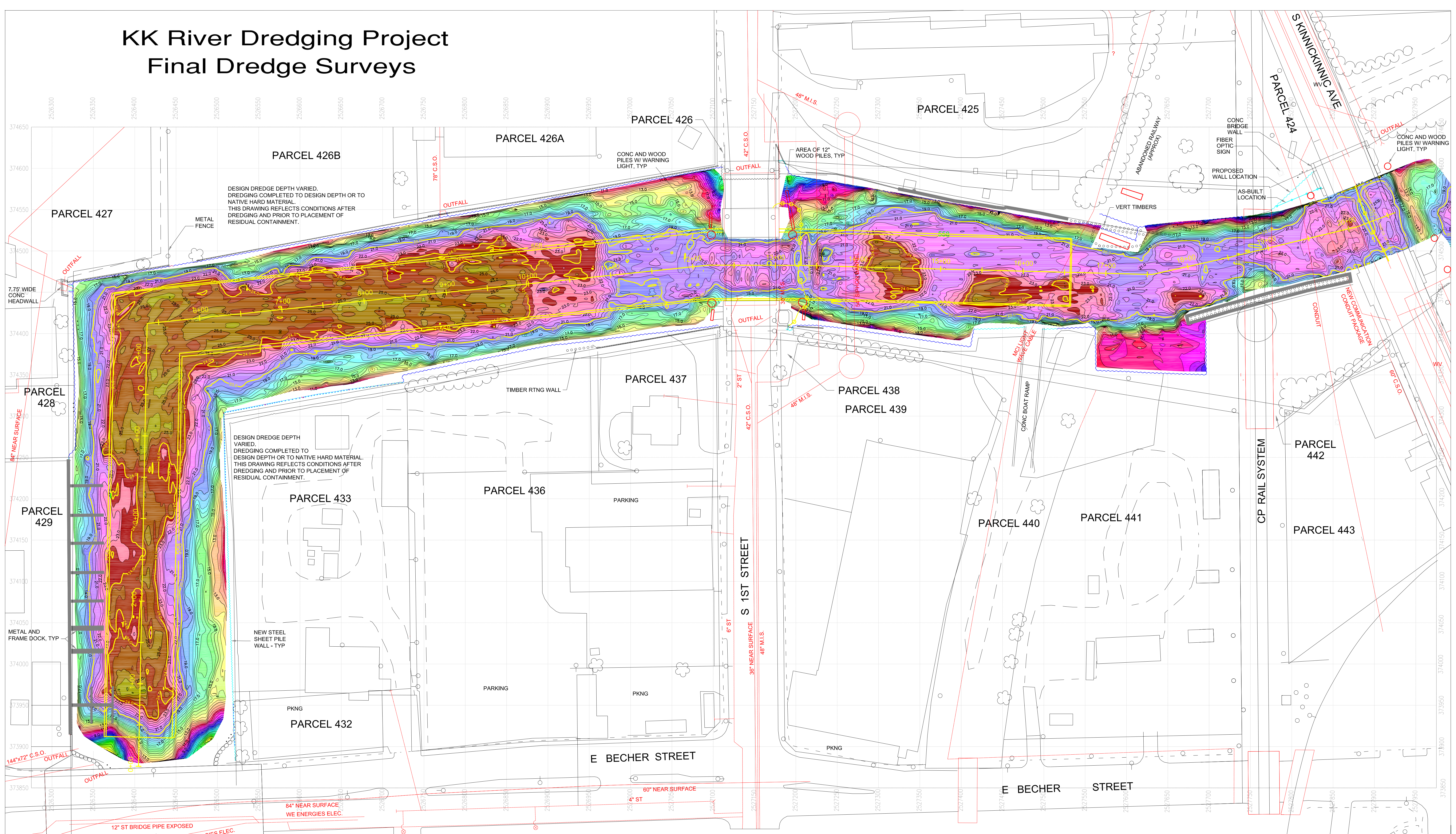
With the exceptions as noted, Affiliated Researchers' oversight of the methods and findings of the post-dredging surveying of RMU's 2, 3, & 4 has determined that recognized and acceptable equipment and methods were used, which has resulting in an acceptable bathymetric survey of this area.

**Appendix M**  
**Final Surveys**

---




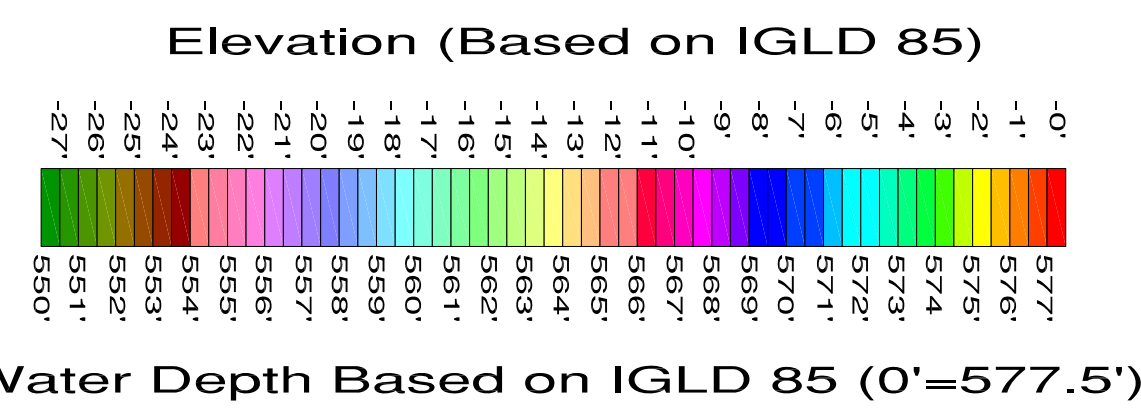
# KK River Dredging Project Final Dredge Surveys



DESIGN DREDGE DEPTH VARIED. DREDGING COMPLETED TO DESIGN DEPTH OR TO NATIVE HARD MATERIAL. THIS DRAWING REFLECTS CONDITIONS AFTER DREDGING AND PRIOR TO PLACEMENT OF RESIDUAL CONTAINMENT.


DESIGN DREDGE DEPTH VARIED. DREDGING COMPLETED TO DESIGN DEPTH OR TO NATIVE HARD MATERIAL. THIS DRAWING REFLECTS CONDITIONS AFTER DREDGING AND PRIOR TO PLACEMENT OF RESIDUAL CONTAINMENT.

**NOTES:**  
 Hydrographic survey data collected by both Ryba Marine Construction Co. and Veolia ES Special Services (VES-SS). Above contours generated primarily with use of VES-SS survey data combined with incidental areas by Ryba Marine. Contours generated using Hypack v9.0.0.22, 0.5 Ft intervals.  
 Ryba Marine used a single beam sonar system, Odom CVM Echowalk depth sounder and land based Trimble 56 Robotic total station. Survey vessel: Lund 18 Ft.  
 VES-SS survey data was collected using a single-beam sonar system and a GNSS RTK unit. All surveying utilized a Trimble GNSS RTK unit for horizontal and vertical position. The single-beam system used an Odom Echo-Trac II for soundings in water 3' or greater in depth. Fluctuations in water datum were accounted for by the RTK unit in real-time, and all data used was collected in "Fix" mode. Survey procedure limited the vessel to 2 knots or less for the majority of the single-beam surveying, with an emphasis on controlling any pitch or roll error. Data was collected along survey tracklines running perpendicular to the flow of the river at 25 foot intervals. All data collected at 50' intervals was witnessed by Affiliated Researchers working for Weston. Data collected under bridges was collected using conventional survey methods due to the lack of satellite availability. Data collected under the "Maple" and incidental areas was collected by Ryba Marine. The speed of sound in water was obtained using a SmartSV sound velocity unit at 2' intervals through the range of project water depth. An average for this velocity profile was calculated and applied to the data in real-time.  
 Survey dates varied, surveys conducted as work areas completed and prior to sand capping. This survey represents information for the survey's conducted in the fall of 2009 after final dredge cut and prior to sand capping and can only be considered as indicating the general conditions existing at that time. Factors such as storm events, river currents, prop wash, etc. may impact conditions since survey.  
 Low Water Datum: All hydrographic survey depths are referred to Low Water Datum elevation 577.5 Ft. above Mean Water Datum, I.G.L.D. 1985  
 Grid Coordinates: Grids shown are based on Wisconsin State Plane Coordinates North American Datum 1983, South Zone 4803 (US Survey Feet)  
 New sheet pile wall survey provided by Edward E. Gillen Company. City streets, properties, utilities, building survey developed by Barr Engineering. Barr Engineering drawing provided by CH2M Hill.



**RECORD DOCUMENTS**

Surveyed Contours  
 Color Filled Contour Map  
 Ryba Marine Construction Co.



**Kinnickinnic River**  
 SEDIMENT REMOVAL PROJECT

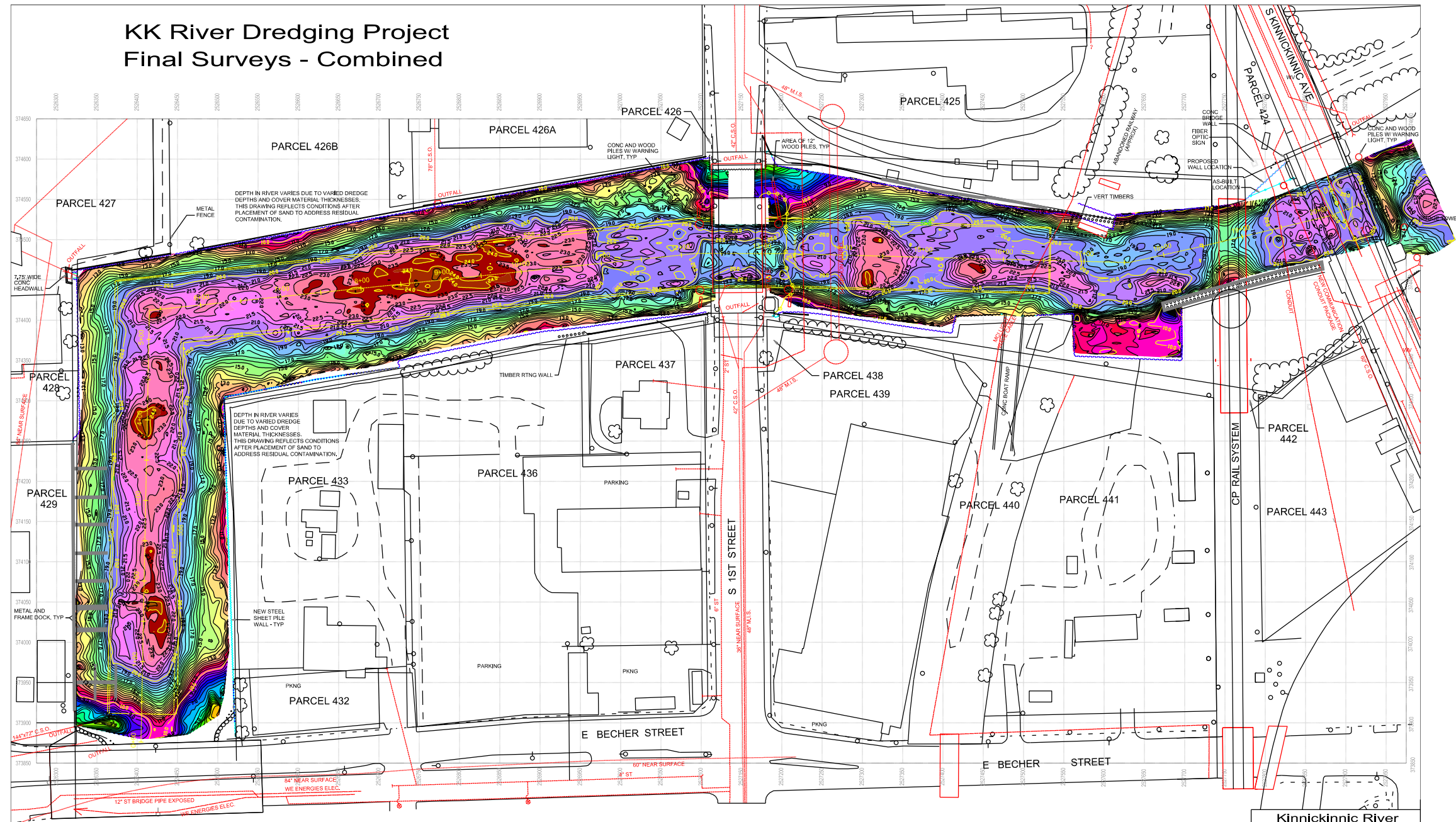
THIS DRAWING, INCLUDING THE INFORMATION IT CONTAINS, IS THE PROPERTY OF AND ALL RIGHTS RESERVED BY RYBA MARINE CONSTRUCTION CO. IT IS TO BE USED ONLY IN CONNECTION WITH THE TRANSACTION TO WHICH IT PERTAINS AND MUST NOT BE USED IN ANY MANNER ATTEMPTING TO THE INTEREST OF RYBA MARINE CONSTRUCTION CO. NO PART OF THESE DOCUMENTS OR REPRODUCTIONS OF THEM IN ANY FORM OR BY ANY MEANS WITHOUT SPECIFIC WRITTEN PERMISSION OF RYBA MARINE CONSTRUCTION CO.

**RYBA MARINE CONSTRUCTION CO.**  
 520 NORTH MAIN ST, SUITE 301  
 CHEBOYGAN, MI 49721  
 PH. 231-627-4333

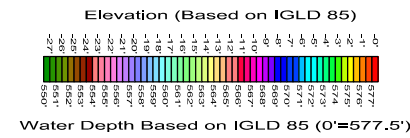
DWN: trb	DATE: 3-10-11	SCALE: AS NOTED
CHKD:	DATE:	JOB #:
APPD:	DATE:	SHEET#: 1 of 1



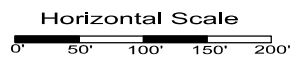
# KK River Dredging Project Final Surveys - Combined



**NOTES:**  
 Survey data collected by Ryba Marine Construction Co. Hydrographic Survey Team using a single beam sonar system, Odom CVM Echotrack depth sounder and land based Trimble 56 Robotic total station. Survey vessel: Land 18 Ft. Contours generated using HYPACK v9.0.0.22, 0.5 Ft intervals. Survey conducted 10/28/2009 through 10/31/2009 as work areas completed. Additional survey information included from previous survey dates, such as the area in the Maple slip prior to the vessel being moved to that location.  
 This survey represents information for the dates indicated and can only be considered as indicating the general conditions existing at that time. Factors such as storm events, river currents, prop wash, etc. may impact conditions since survey.  
 Low Water Datum: All hydrographic survey depths are referred to Low Water Datum elevation 577.5 Ft. above Mean Water Datum, I.G.L.D. 1985  
 Grid Coordinates: Grids shown are based on Wisconsin State Plane Coordinates North American Datum 1983, South Zone 4803 (US Survey Feet)  
 Hydrographic survey by Ryba Marine Construction Co.  
 New sheet pile wall survey provided by Edward E. Gillen Company.  
 City streets, properties, utilities, building survey developed by Barr Engineering; Barr Engineering drawing provided by CH2M HILL.



**RECORD DOCUMENTS**



Surveyed Contours  
 Color Filled Contour Map  
 Ryba Marine Construction Co.

**Kinnickinnic River**  
 SEDIMENT REMOVAL PROJECT

**RYBA MARINE CONSTRUCTION CO.**  
 520 NORTH MAIN ST., SUITE 301  
 CHEBOYGAN, MI 49721  
 PH. 231-627-4333

DATE:	12-22-09	SCALE:	AS NOTED
CHKD:		JOB #:	
APPR:		SHEET:	1 of 1



# KK RIVER DREDGING PROJECT - CDF SURVEY

## PRE-DREDGE CDF, POST DREDGE CDF PERIMETER POST-DREDGE HYDROGRAPHIC OFFLOADING AREA

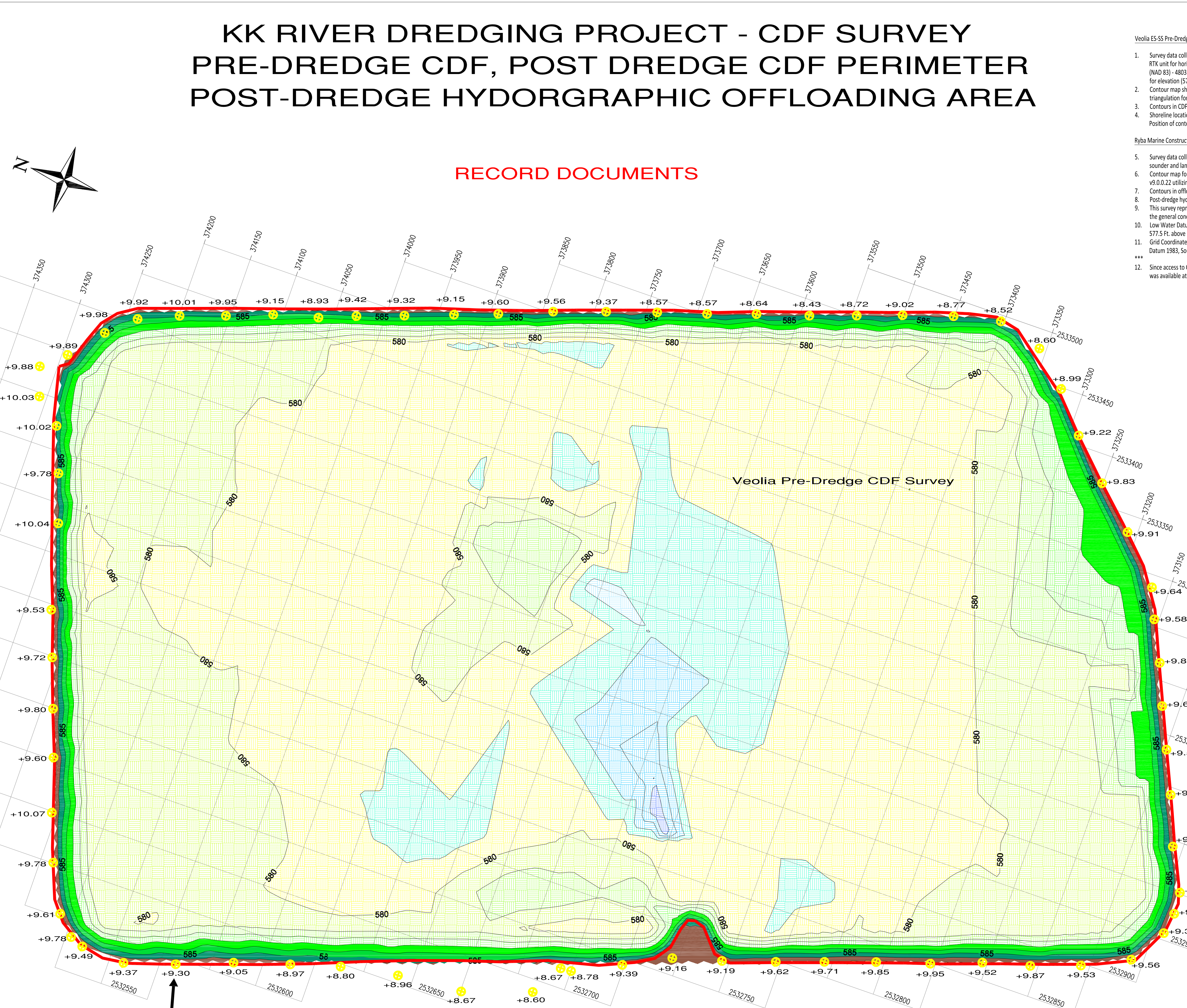

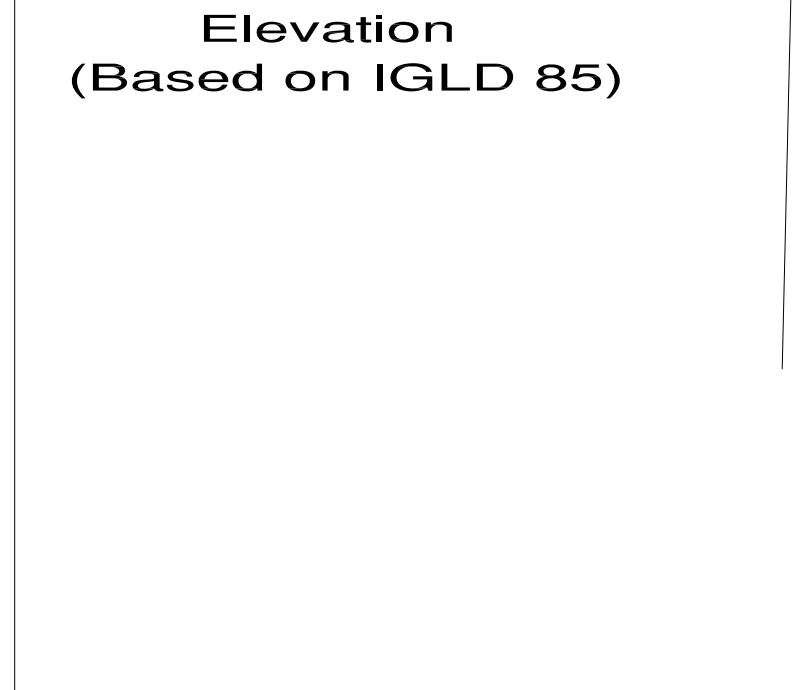
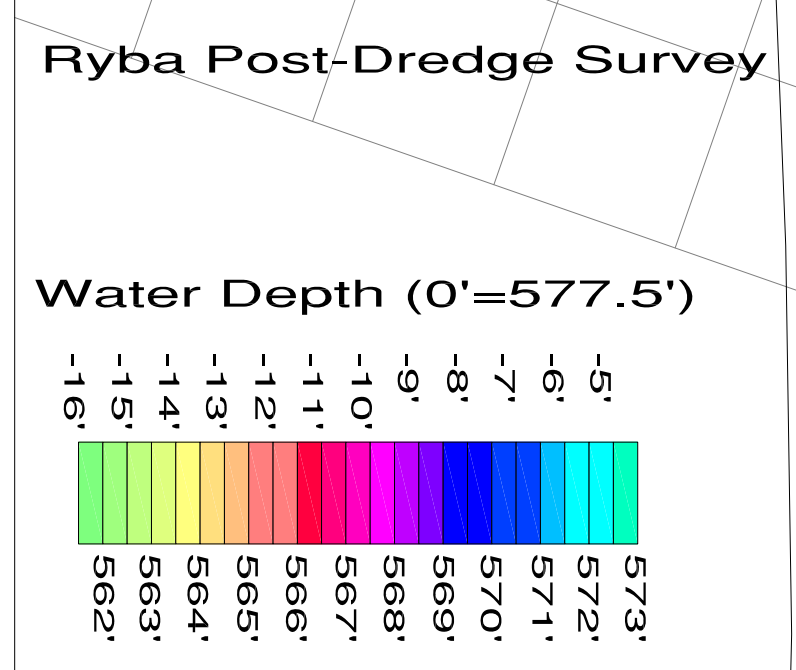
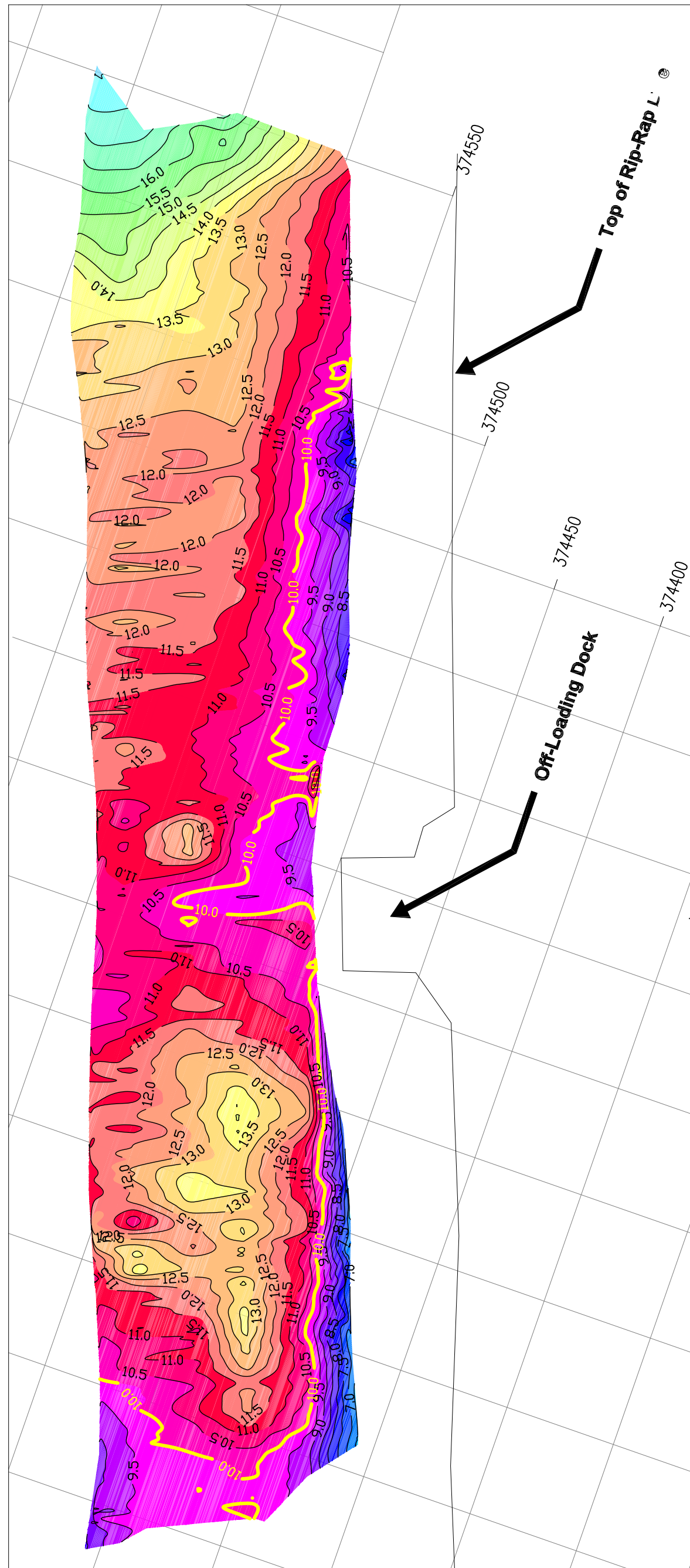
### RECORD DOCUMENTS

**Veolia ES-SS Pre-Dredge CDF Survey Notes**

1. Survey data collected by Veolia ES Special Services (VES-SS). All surveying utilized a Trimble GNSS RTK unit for horizontal and vertical position. All data was collected in the Wisconsin State Plane (NAD 83) - 4803 (W South) coordinate system (Units = US Survey Feet), and referenced to IGLD 85 for elevation (577.5' for datum).
2. Contour map shown for CDF generated with "SURFER 8.0" topographic software utilizing triangulation for gridding method.
3. Contours in CDF are represented at 1.0 Ft intervals.
4. Shoreline location and position of offloading platform are from VES-SS original pre-dredge survey. Position of contours relative to aerial photo and actual shoreline are approximate.

**Ryba Marine Construction Co. (RMCC) Post-Dredge Survey and Pre/Post Dredge Notes**

5. Survey data collected by RMCC using a single beam sonar system, Odeum CVM Echo-Trac depth sounder and land based Trimble S6 Robotic total station.
6. Contour map for post-dredge survey was generated by RMCC from collected data using Hypack v9.0.0.22 utilizing triangulation for gridding method.
7. Contours in offloading area are represented at 0.5 Ft intervals.
8. Post-dredge hydrographic survey and CDF berm perimeter survey conducted 10-October-2009.
9. This survey represents information for the dates indicated and can only be considered as indicating the general conditions existing at that time.
10. Low Water Datum: All hydrographic survey depths are referred to Low Water Datum elevation 577.5 Ft. above Mean Water Datum, I.G.L.D. 1985.
11. Grid Coordinates: Grids shown are based on Wisconsin State Plane Coordinates North American Datum 1983, South Zone 4803 (US Survey Feet).
12. Since access to CDF disposal area limited due to placement of dredge material, only perimeter data was available at time of final survey.



Coordinates - Berm Perimeter After Dredging	X	Y	Elevation	Ht from LWD
2532719.598	373610.755	586.174	8.674	
2532663.612	373699.141	586.174	8.674	
2532657.852	373765.054	586.455	8.955	
2532647.054	373824.058	586.303	8.803	
2532632.250	373873.441	586.466	8.966	
2532614.798	373928.909	586.545	9.045	
2532593.706	373984.272	586.796	9.296	
2532577.447	374035.189	586.873	9.373	
2532579.364	374080.581	586.987	9.487	
2532584.719	374094.533	587.281	9.781	
2532603.531	374112.912	587.110	9.610	
2532650.681	374136.908	587.277	9.777	
2532698.517	374155.139	587.572	10.072	
2532752.424	374172.089	587.099	9.599	
2532799.493	374189.031	587.299	9.799	
2532848.780	374207.094	587.224	9.724	
2532894.537	374224.113	587.033	9.533	
2532980.487	374246.556	587.541	10.041	
2533028.866	374263.202	587.284	9.784	
2533074.106	374280.977	587.52	10.020	
2533096.776	374307.411	587.532	10.032	
2533126.008	374317.288	587.379	9.879	
2533146.464	374324.369	587.393	9.893	
2533180.351	374265.801	587.476	9.976	
2533204.747	374238.796	587.419	9.919	
2533222.003	374199.263	587.507	10.007	
2533237.674	374154.448	587.45	9.950	
2533254.708	374109.209	586.645	9.145	
2533267.149	374064.471	586.431	8.931	
2533281.395	374028.264	586.924	9.424	
2533297.978	373982.015	586.824	9.324	
2533315.651	373934.437	586.647	9.147	
2533331.441	373891.874	587.104	9.604	
2533352.030	373839.624	587.058	9.558	
2533369.779	373788.331	586.865	9.365	
2533386.413	373738.770	586.068	8.568	
2533401.729	373690.026	586.065	8.565	
2533418.242	373642.202	586.138	8.638	
2533434.532	373590.576	585.934	8.434	
2533450.561	373544.843	586.221	8.721	
2533466.440	373500.670	586.517	9.017	
2533482.624	373451.020	586.274	8.774	
2533493.608	373403.583	586.017	8.517	
2533480.413	373357.154	586.095	8.595	
2533448.553	373322.525	586.493	8.993	
2533409.452	373289.901	586.724	9.224	
2533371.257	373251.188	587.326	9.826	
2533332.521	373210.003	587.405	9.905	
2533287.389	373167.837	587.144	9.644	
2533257.242	373154.783	587.082	9.582	
2533216.977	373134.817	587.389	9.889	
2533175.996	373117.871	587.133	9.633	
2533135.347	373099.04	587.062	9.562	
2533093.026	373079.675	586.875	9.375	
2533043.754	373060.246	586.922	9.422	
2533001.530	373037.815	586.960	9.460	
2532979.215	373036.201	586.930	9.430	
2532957.019	373039.704	586.888	9.388	
2532920.410	373062.147	587.058	9.558	
2532897.688	373108.923	587.027	9.527	
2532880.385	373157.714	587.368	9.868	
2532867.382	373205.171	587.016	9.516	
2532848.696	373255.083	587.453	9.953	
2532831.997	373308.002	587.354	9.854	
2532814.774	373358.013	587.212	9.712	
2532798.402	373405.062	587.119	9.619	
2532781.134	373457.384	586.689	9.189	
2532767.086	373506.309	586.663	9.163	
2532745.669	373552.392	586.892	9.392	
2532720.492	373599.847	586.281	8.781	
2532687.324	373629.801	586.099	8.599	

**Kinnickinnic River**  
SEDIMENT REMOVAL PROJECT

THIS DRAWING, INCLUDING THE INFORMATION IT CONTAINS, IS THE PROPERTY OF AND ALL RIGHTS RESERVED BY RYBA MARINE CONSTRUCTION CO. IT IS TO BE SUBMITTED ONLY IN CONNECTION WITH THE TRANSACTION TO WHICH IT RELATES AND MUST NOT BE USED IN ANY MANNER OTHER THAN AS AUTHORIZED BY RYBA MARINE CONSTRUCTION CO. NO PART OF THESE DOCUMENTS MAY BE REPRODUCED OR USED IN ANY FORM OR BY ANY MEANS WITHOUT SPECIFIC WRITTEN PERMISSION OF RYBA MARINE CONSTRUCTION CO.

**RYBA MARINE CONSTRUCTION CO.**  
520 NORTH MAIN ST, SUITE 301  
CHEBOYGAN, MI 49721  
PH. 231-627-4333

DWN: trb	DATE: 19-Nov-09	SCALE: AS NOTED
CHKD:	DATE:	JOB #:
APPD:	DATE:	SHEET#: 1 of 1



**Appendix N**  
**Sample Results from the**  
**Confined Disposal Facility**

---

**Groundwater Sample Collection and Results  
Construction of KK Cell at the Milwaukee Confined Disposal Facility  
Kinnickinnic River Sediment Remediation Project, Milwaukee, Wisconsin  
WA No. 041-RDRD-6081, Contract No. EP-S5-06-01**

PREPARED FOR: Ajit Vaidya/U.S. EPA  
PREPARED BY: Rob Stryker/CH2M HILL  
COPIES: Gina Bayer/CH2M HILL  
Larry Sullivan/Port of Milwaukee  
DATE: July 28, 2008  
PROJECT NUMBER: 363841.FD.06

## **Background**

According to Larry Sullivan with the Port of Milwaukee, the Port of Milwaukee has an existing agreement with the Milwaukee Metropolitan Sewerage District (MMSD) to discharge water to the sanitary sewer at the Milwaukee confined disposal facility (CDF). PCBs were not present in water ponded on the surface of the CFD based on samples collected in July and August 2007. However, work to create the Kinnickinnic Cell (Cell) within the CDF will involve dewatering from within the soil matrix rather than just ponded water, so CH2M HILL, on behalf of U.S. EPA, desired to collect groundwater samples that would be more representative of field conditions during construction of the Cell.

The Port of Milwaukee arranged to have their consultant, Giles Engineering Associates, Inc. of Waukesha, Wisconsin (Giles), work with CH2M HILL to collect the samples and submit them to a laboratory for PCB analysis. The reason for Giles' involvement was mainly because they had collected the 2007 samples and already had a laboratory under contract, and it was important to minimize time delay since the Cell construction bid documents were being issued to bidders very soon. Additionally, CH2M HILL asked Giles to request a one-week turnaround on the samples from the laboratory, rather than wait for the standard three-week turnaround for results.

## **Sample Collection**

The groundwater samples were collected on July 9, 2008 by Rob Stryker/CH2M HILL and Tom Bauman/Giles. A contractor to the Port of Milwaukee had been actively pumping out ponded water for two weeks, and based on the staining on the sheet piling along the west side of the CDF, the water level had dropped about nine inches to date. The ponded water was mostly within the footprint of the Cell.

Samples were collected from three locations, designated as HA-1, HA-2, and HA-3. The goal of the sample location selection was to be close to the ponded water and be approximately

equally spaced around the perimeter of the pond. Figure 1 shows approximate locations for the samples.

Shallow borings were advanced using a 3" diameter hand auger. After advancing the boring to a depth of approximately 3.5 feet, a cone was screwed onto the end of a five foot long section of 2" diameter PVC well screen, and the screen was pushed to the bottom of the boring (a new well screen was used at each location). The well screen was immediately purged dry using a disposable bailer, except for location HA-1, where purging stopped after the removal of 5 gallons of water because the well screen did not purge dry. The bailer was suspended in the well screen and the water was allowed to recover at least one hour before sampling.

The hand auger was decontaminated between boring locations by scraping with a brush and Alconox® solution followed by a distilled water rinse.

Groundwater samples were collected by slowly lowering the bailer into the top of the water column until it filled and then slowly removing the bailer. The water was sufficiently clear at all three locations to pour it directly into the sample jar without additional decanting. The idea was to obtain a water sample that would most closely resemble water generated by dewatering using well points and a settling tank, which is a likely dewatering scenario that the subcontractor might utilize during the Cell construction.

In addition to the three groundwater samples, an equipment blank was obtained by pouring reagent-grade HPLC (high performance liquid chromatography) water down a new disposable bailer and submitting that sample to the laboratory for PCB analysis. This sample was designated as "Bailer Rinsate Blank."

TestAmerica of Watertown, Wisconsin (TestAmerica) was the laboratory used for sample analysis. Sample jars were provided by TestAmerica, which were unpreserved one liter amber glass jars.

All used disposable gloves, well screens, bailers, and other miscellaneous items were placed in trash bags and taken offsite for disposal.

## Results

Results are attached to this memorandum. TestAmerica used EPA Method SW846 8082 to analyze for PCBs, and a total of 8 Aroclors were reported. The only Aroclor detected was PCB-1242, which was detected in all three groundwater samples at trace levels of 0.298 µg/l, 0.265 µg/l, and 0.248 µg/l in HA-1, HA-2, and HA-3, respectively (all three detections were flagged as "estimated" because they were below the reporting limit of 0.8 µg/l). None of the 8 Aroclors were detected in the Bailer Rinsate Blank.



Scale: 1" = 360'



HA-x

Approximate hand auger groundwater sampling locations (3)

**FIGURE 1**  
 Hand Auger Groundwater Sampling Locations  
 Kinnickinnic Cell, Milwaukee Confined Disposal Facility



**IMPORTANT**

**Notice Regarding This PDF File Transmission**

*If you received this transmission in error, please notify Giles Engineering Associates, Inc., by telephone (1-800-782-0610) or by return e-mail. The information contained in this PDF file is intended solely for the private and confidential use of the designated recipient. If you are not a designated or authorized recipient, further review, dissemination, distribution, or copying of this transmission is strictly prohibited.*

To the Authorized Recipient:

This PDF file is an electronic transmission of our **final** report. An authenticated copy(s) will also be issued to you for your files. The authenticated copy(s) will be affixed with original signatures and/or our corporate seal. While we have taken precautions to assure a complete and secure electronic transmission, please be certain to check this report against the authenticated copy for conformity.

GILES ENGINEERING ASSOCIATES, INC.



---

GILES ENGINEERING ASSOCIATES, INC.



# GILES

ENGINEERING ASSOCIATES, INC.

GEOTECHNICAL, ENVIRONMENTAL & CONSTRUCTION MATERIALS CONSULTANTS

- Atlanta, GA
- Baltimore/Wash. DC
- Dallas, TX
- Los Angeles, CA
- Milwaukee, WI
- Orlando, FL

July 16, 2008

Port of Milwaukee  
2323 South Lincoln Memorial Drive  
Milwaukee, Wisconsin 53207

Attention: Mr. Lawrence Sullivan  
Harbor Engineer

Subject: Sediment Sampling Results  
Confined Disposal Facility  
Lincoln Memorial Drive  
Milwaukee, Wisconsin  
Project No. 1E-0807003

Dear Mr. Sullivan:

In accordance with your July 2, 2008 request and authorization, Giles Engineering Associates, Inc. (Giles), Giles sampled the water within the sediment at the above-referenced property (herein referenced as the Site).

Water samples were collected from three locations as directed by Mr. Robert Stryker of CH2M Hill on July 9, 2008. The water samples were submitted to TestAmerica Analytical Testing Corporation for Polychlorinated Biphenyls (PCBs) (EPA Method 8082). Water samples collected for PCB analysis were placed in one-liter amber jars without preservative, and placed on-ice in a cooler.

Copies of the analytical reports and associated chain of custody documentation with this sampling event are enclosed with this letter.

We appreciate the opportunity to be of service on this project. If there are any questions regarding the information contained within this report, please feel free to call upon the undersigned at your convenience.

Respectfully submitted,

GILES ENGINEERING ASSOCIATES, INC.

Steven C. Thuemling  
Assistant Environmental Division Manager

Enclosures: Groundwater Analytical Reports and Chain of Custody Documentation

Distribution: Port of Milwaukee  
Mr. Lawrence Sullivan (2 Hard Copies, 1 PDF emailed to [lsulli@milwaukee.gov](mailto:lsulli@milwaukee.gov))  
CH2M Hill  
Mr. Robert Stryker (1 PDF emailed to [Robert.Stryker@CH2M.com](mailto:Robert.Stryker@CH2M.com))



July 16, 2008

Client: GILES ENGINEERING - WISCONSIN  
N8 W22350 Johnson Road  
Waukesha, WI 53186

Work Order: WRG0374  
Project Name: 1E-0807003 Milwaukee, WI  
Project Number: Lincoln Memorial Drive

Attn: Mr. Steve Thuemling

Date Received: 07/10/08

An executed copy of the chain of custody is also included as an addendum to this report.

If you have any questions relating to this analytical report, please contact your Laboratory Project Manager at 1-800-833-7036

SAMPLE IDENTIFICATION	LAB NUMBER	COLLECTION DATE AND TIME
HA-1	WRG0374-01	07/09/08 11:45
HA-2	WRG0374-02	07/09/08 12:00
HA-3	WRG0374-03	07/09/08 12:15
Bailer Rinsate Blank	WRG0374-04	07/09/08 14:30

SW 8082 analysis performed at Lab ID: 999917270

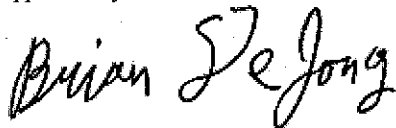
Samples were received into laboratory on ice.

Wisconsin Certification Number: 128053530

The Chain of Custody, 1 page, is included and is an integral part of this report.

*Unless subcontracted, volatiles analyses (including VOC, PVOC, GRO, BTEX, and TPH gasoline) performed by TestAmerica Watertown at 1101 Industrial Drive, Units 9&10. All other analyses performed at the address shown in the heading of this report.*

Approved By:



TestAmerica Watertown  
Brian DeJong For Dan F. Milewsky  
Project Manager

GILES ENGINEERING - WISCONSIN  
 N8 W22350 Johnson Road  
 Waukesha, WI 53186  
 Mr. Steve Thuemling

Work Order: WRG0374  
 Project: 1E-0807003 Milwaukee, WI  
 Project Number: Lincoln Memorial Drive

Received: 07/10/08  
 Reported: 07/16/08 08:02

## ANALYTICAL REPORT

Analyte	Sample Result	Data Qualifiers	Units	MDL	LOQ	Dilution Factor	Date Analyzed	Analyst	Seq/ Batch	Method
<b>Sample ID: WRG0374-01 (HA-1 - Waste Water)</b>						<b>Sampled: 07/09/08 11:45</b>				
Polychlorinated Biphenyls by EPA Method 8082										
PCB-1016	<0.140		ug/L	0.140	0.466	1.02	07/15/08 09:21	slt	8070476	SW 8082
PCB-1221	<0.490		ug/L	0.490	1.63	1.02	07/15/08 09:21	slt	8070476	SW 8082
PCB-1232	<0.120		ug/L	0.120	0.400	1.02	07/15/08 09:21	slt	8070476	SW 8082
<b>PCB-1242</b>	<b>0.298</b>	J	ug/L	0.160	0.533	1.02	07/15/08 09:21	slt	8070476	SW 8082
PCB-1248	<0.120		ug/L	0.120	0.400	1.02	07/15/08 09:21	slt	8070476	SW 8082
PCB-1254	<0.0440		ug/L	0.0440	0.147	1.02	07/15/08 09:21	slt	8070476	SW 8082
PCB-1260	<0.0750		ug/L	0.0750	0.250	1.02	07/15/08 09:21	slt	8070476	SW 8082
PCB-1268	<0.0680		ug/L	0.0680	0.226	1.02	07/15/08 09:21	slt	8070476	SW 8082
Surr: Decachlorobiphenyl (10-100%)	52 %									
Surr: Tetrachloro-meta-xylene (22-112%)	57 %									
<b>Sample ID: WRG0374-02 (HA-2 - Waste Water)</b>						<b>Sampled: 07/09/08 12:00</b>				
Polychlorinated Biphenyls by EPA Method 8082										
PCB-1016	<0.140		ug/L	0.140	0.466	1.02	07/15/08 09:32	slt	8070476	SW 8082
PCB-1221	<0.490		ug/L	0.490	1.63	1.02	07/15/08 09:32	slt	8070476	SW 8082
PCB-1232	<0.120		ug/L	0.120	0.400	1.02	07/15/08 09:32	slt	8070476	SW 8082
<b>PCB-1242</b>	<b>0.265</b>	J	ug/L	0.160	0.533	1.02	07/15/08 09:32	slt	8070476	SW 8082
PCB-1248	<0.120		ug/L	0.120	0.400	1.02	07/15/08 09:32	slt	8070476	SW 8082
PCB-1254	<0.0440		ug/L	0.0440	0.147	1.02	07/15/08 09:32	slt	8070476	SW 8082
PCB-1260	<0.0750		ug/L	0.0750	0.250	1.02	07/15/08 09:32	slt	8070476	SW 8082
PCB-1268	<0.0680		ug/L	0.0680	0.226	1.02	07/15/08 09:32	slt	8070476	SW 8082
Surr: Decachlorobiphenyl (10-100%)	49 %									
Surr: Tetrachloro-meta-xylene (22-112%)	55 %									
<b>Sample ID: WRG0374-03 (HA-3 - Waste Water)</b>						<b>Sampled: 07/09/08 12:15</b>				
Polychlorinated Biphenyls by EPA Method 8082										
PCB-1016	<0.140		ug/L	0.140	0.466	1	07/15/08 09:43	slt	8070476	SW 8082
PCB-1221	<0.490		ug/L	0.490	1.63	1	07/15/08 09:43	slt	8070476	SW 8082
PCB-1232	<0.120		ug/L	0.120	0.400	1	07/15/08 09:43	slt	8070476	SW 8082
<b>PCB-1242</b>	<b>0.248</b>	J	ug/L	0.160	0.533	1	07/15/08 09:43	slt	8070476	SW 8082
PCB-1248	<0.120		ug/L	0.120	0.400	1	07/15/08 09:43	slt	8070476	SW 8082
PCB-1254	<0.0440		ug/L	0.0440	0.147	1	07/15/08 09:43	slt	8070476	SW 8082
PCB-1260	<0.0750		ug/L	0.0750	0.250	1	07/15/08 09:43	slt	8070476	SW 8082
PCB-1268	<0.0680		ug/L	0.0680	0.226	1	07/15/08 09:43	slt	8070476	SW 8082
Surr: Decachlorobiphenyl (10-100%)	33 %									
Surr: Tetrachloro-meta-xylene (22-112%)	38 %									
<b>Sample ID: WRG0374-04 (Bailer Rinsate Blank - Waste Water)</b>						<b>Sampled: 07/09/08 14:30</b>				
Polychlorinated Biphenyls by EPA Method 8082										
PCB-1016	<0.140		ug/L	0.140	0.466	1.01	07/15/08 10:14	slt	8070476	SW 8082
PCB-1221	<0.490		ug/L	0.490	1.63	1.01	07/15/08 10:14	slt	8070476	SW 8082
PCB-1232	<0.120		ug/L	0.120	0.400	1.01	07/15/08 10:14	slt	8070476	SW 8082
PCB-1242	<0.160		ug/L	0.160	0.533	1.01	07/15/08 10:14	slt	8070476	SW 8082
PCB-1248	<0.120		ug/L	0.120	0.400	1.01	07/15/08 10:14	slt	8070476	SW 8082
PCB-1254	<0.0440		ug/L	0.0440	0.147	1.01	07/15/08 10:14	slt	8070476	SW 8082
PCB-1260	<0.0750		ug/L	0.0750	0.250	1.01	07/15/08 10:14	slt	8070476	SW 8082
PCB-1268	<0.0680		ug/L	0.0680	0.226	1.01	07/15/08 10:14	slt	8070476	SW 8082
Surr: Decachlorobiphenyl (10-100%)	62 %									
Surr: Tetrachloro-meta-xylene (22-112%)	66 %									



GILES ENGINEERING - WISCONSIN  
N8 W22350 Johnson Road  
Waukesha, WI 53186  
Mr. Steve Thuemling

Work Order: WRG0374  
Project: 1E-0807003 Milwaukee, WI  
Project Number: Lincoln Memorial Drive

Received: 07/10/08  
Reported: 07/16/08 08:02

### SAMPLE EXTRACTION DATA

Parameter	Batch	Lab Number	Wt/Vol Extracted	Extracted Vol	Date	Analyst	Extraction Method
Polychlorinated Biphenyls by EPA Method 8082							
SW 8082	8070476	WRG0374-01	980	5	07/11/08 13:49	AM	SW 3510C GC
SW 8082	8070476	WRG0374-02	980	5	07/11/08 13:49	AM	SW 3510C GC
SW 8082	8070476	WRG0374-03	1000	5	07/11/08 13:49	AM	SW 3510C GC
SW 8082	8070476	WRG0374-04	990	5	07/11/08 13:49	AM	SW 3510C GC

GILES ENGINEERING - WISCONSIN  
 N8 W22350 Johnson Road  
 Waukesha, WI 53186  
 Mr. Steve Thuemling

Work Order: WRG0374  
 Project: 1E-0807003 Milwaukee, WI  
 Project Number: Lincoln Memorial Drive

Received: 07/10/08  
 Reported: 07/16/08 08:02

### LABORATORY BLANK QC DATA

Analyte	Seq/ Batch	Source Result	Spike Level	Units	MDL	MRL	Result	Dup Result	% REC	Dup %REC	% REC Limits	RPD RPD	RPD Limit	Q
<b>Polychlorinated Biphenyls by EPA Method 8082</b>														
PCB-1016	8070476			ug/L	0.140	0.800	<0.140							
PCB-1221	8070476			ug/L	0.490	0.800	<0.490							
PCB-1232	8070476			ug/L	0.120	0.800	<0.120							
PCB-1242	8070476			ug/L	0.160	0.800	<0.160							
PCB-1248	8070476			ug/L	0.120	0.800	<0.120							
PCB-1254	8070476			ug/L	0.0440	0.800	<0.0440							
PCB-1260	8070476			ug/L	0.0750	0.800	<0.0750							
PCB-1268	8070476			ug/L	0.0680	0.800	<0.0680							
Surrogate: Decachlorobiphenyl	8070476			ug/L					69		10-100			
Surrogate: Tetrachloro-meta-xylene	8070476			ug/L					56		22-112			

GILES ENGINEERING - WISCONSIN  
 N8 W22350 Johnson Road  
 Waukesha, WI 53186  
 Mr. Steve Thuemling

Work Order: WRG0374  
 Project: 1E-0807003 Milwaukee, WI  
 Project Number: Lincoln Memorial Drive

Received: 07/10/08  
 Reported: 07/16/08 08:02

### LCS/LCS DUPLICATE QC DATA

Analyte	Seq/ Batch	Source Result	Spike Level	Units	MDL	MRL	Result	Dup Result	% REC	Dup %REC	% REC Limits	RPD RPD	RPD Limit	Q
<b>Polychlorinated Biphenyls by EPA Method 8082</b>														
PCB-1242	8070476		5.00	ug/L	0.160	0.800	3.27		65		20-110			
Surrogate: Decachlorobiphenyl	8070476			ug/L					51		10-100			
Surrogate: Tetrachloro-meta-xylene	8070476			ug/L					62		22-112			

GILES ENGINEERING - WISCONSIN  
 N8 W22350 Johnson Road  
 Waukesha, WI 53186  
 Mr. Steve Thuemling

Work Order: WRG0374  
 Project: 1E-0807003 Milwaukee, WI  
 Project Number: Lincoln Memorial Drive

Received: 07/10/08  
 Reported: 07/16/08 08:02

### MATRIX SPIKE/MATRIX SPIKE DUPLICATE QC DATA

Analyte	Seq/ Batch	Source Result	Spike Level	Units	MDL	MRL	Result	Dup Result	% REC	Dup %REC	% REC Limits	RPD RPD	RPD Limit	Q
<b>Polychlorinated Biphenyls by EPA Method 8082</b>														
<b>QC Source Sample: CRG0499-04</b>														
PCB-1242	8070476	<0.16	5.62	ug/L	0.180	0.899	3.34	4.04	60	68	20-110	19	20	
Surrogate: Decachlorobiphenyl	8070476			ug/L					54	61	10-100			
Surrogate: Tetrachloro-meta-xylene	8070476			ug/L					65	71	22-112			

GILES ENGINEERING - WISCONSIN  
N8 W22350 Johnson Road  
Waukesha, WI 53186  
Mr. Steve Thuemling

Work Order: WRG0374  
Project: 1E-0807003 Milwaukee, WI  
Project Number: Lincoln Memorial Drive

Received: 07/10/08  
Reported: 07/16/08 08:02

## CERTIFICATION SUMMARY

### Subcontracted Laboratories

TestAmerica Analytical - Cedar Falls NELAC Cert #000668, Wisconsin Cert #999917270, Illinois Cert #000668, Minnesota Cert #019-999-319, Iowa Cert #007, North Dakota Cert #R-186  
704 Enterprise Drive - Cedar Falls, IA 50613

Method Performed: SW 8082

Samples: WRG0374-01, WRG0374-02, WRG0374-03, WRG0374-04

## DATA QUALIFIERS AND DEFINITIONS

- C1** Closing CCV out of control due to interference from previous sample.
- C8** Calibration Verification recovery was outside the method control limits for this analyte.
- C9** Calibration Verification recovery was outside the method control limits for this analyte. The LCS for this analyte met CCV acceptance criteria, and was used to validate the batch.
- J** Analyte detected at a level less than the Reporting Limit (RL) and greater than or equal to the Method Detection Limit (MDL). Concentrations within this range are estimated.

## ADDITIONAL COMMENTS

Results are reported on a wet weight basis unless otherwise noted.





April 09, 2009

Client: GILES ENGINEERING - WISCONSIN  
N8 W22350 Johnson Road  
Waukesha, WI 53186

Work Order: WSD0127  
Project Name: 1E-0807003 Milwaukee, WI  
Project Number: Lincoln Memorial Drive

Attn: Mr. Steve Thuemling

Date Received: 04/02/09

An executed copy of the chain of custody is also included as an addendum to this report.

If you have any questions relating to this analytical report, please contact your Laboratory Project Manager at 1-800-833-7036

SAMPLE IDENTIFICATION	LAB NUMBER	COLLECTION DATE AND TIME
S-1	WSD0127-01	04/01/09 12:14
Trip Blank	WSD0127-02	04/01/09
SW 8270C analysis performed at Lab ID: 998020430		

Samples were received on ice into laboratory at a temperature of 0 °C.

Wisconsin Certification Number: 128053530

The Chain of Custody, 1 page, is included and is an integral part of this report.

*Unless subcontracted, volatiles analyses (including VOC, PVOC, GRO, BTEX, and TPH gasoline) performed by TestAmerica Watertown at 1101 Industrial Drive, Units 9&10. All other analyses performed at the address shown in the heading of this report.*

Approved By:



**TestAmerica Watertown**  
Brian DeJong For Dan F. Milewsky  
Project Manager

GILES ENGINEERING - WISCONSIN  
 N8 W22350 Johnson Road  
 Waukesha, WI 53186  
 Mr. Steve Thuemling

Work Order: WSD0127  
 Project: 1E-0807003 Milwaukee, WI  
 Project Number: Lincoln Memorial Drive

Received: 04/02/09  
 Reported: 04/09/09 14:53

## ANALYTICAL REPORT

Analyte	Sample Result	Data Qualifiers	Units	MDL	LOQ	Dilution Factor	Date Analyzed	Analyst	Seq/ Batch	Method
<b>Sample ID: WSD0127-01 (S-1 - Ground Water)</b>							<b>Sampled: 04/01/09 12:14</b>			
General Chemistry Parameters										
<b>Total Suspended Solids</b>	<b>16</b>		mg/L	1.0	3.3	1	04/06/09 12:23	LER	9040158	EPA 160.2
Metals Dissolved										
Cadmium	<0.0011		mg/L	0.0011	0.0037	1	04/07/09 15:23	gaf	9040172	SW 6010B
Chromium	<0.0021		mg/L	0.0021	0.0070	1	04/07/09 15:23	gaf	9040172	SW 6010B
Copper	<0.018		mg/L	0.018	0.060	1	04/07/09 15:23	gaf	9040172	SW 6010B
<b>Lead</b>	<b>0.029</b>	J	mg/L	0.013	0.043	1	04/07/09 15:23	gaf	9040172	SW 6010B
Mercury	<0.000065		mg/L	0.000065	0.00022	1	04/03/09 12:29	jej	9040092	SW 7470A
<b>Nickel</b>	<b>0.0066</b>	J	mg/L	0.0040	0.013	1	04/07/09 15:23	gaf	9040172	SW 6010B
<b>Zinc</b>	<b>0.052</b>		mg/L	0.0028	0.0093	1	04/07/09 15:23	gaf	9040172	SW 6010B
Polychlorinated Biphenyls by EPA Method 8082										
PCB-1016	<0.063		ug/L	0.063	0.21	1.01	04/07/09 23:48	EML	9040178	SW 8082
PCB-1221	<0.17		ug/L	0.17	0.57	1.01	04/07/09 23:48	EML	9040178	SW 8082
PCB-1232	<0.066		ug/L	0.066	0.22	1.01	04/07/09 23:48	EML	9040178	SW 8082
PCB-1242	<0.23		ug/L	0.23	0.77	1.01	04/07/09 23:48	EML	9040178	SW 8082
PCB-1248	<0.063		ug/L	0.063	0.21	1.01	04/07/09 23:48	EML	9040178	SW 8082
PCB-1254	<0.076		ug/L	0.076	0.25	1.01	04/07/09 23:48	EML	9040178	SW 8082
PCB-1260	<0.071		ug/L	0.071	0.24	1.01	04/07/09 23:48	EML	9040178	SW 8082
<i>Surr: Decachlorobiphenyl (60-130%)</i>	72 %									
<i>Surr: Tetrachloro-meta-xylene (60-130%)</i>	72 %									
VOCs by SW8260B										
<b>Benzene</b>	<b>0.21</b>	J	ug/L	0.20	0.67	1	04/07/09 17:15	MAE	9040169	SW 8260B
Bromobenzene	<0.20		ug/L	0.20	0.67	1	04/07/09 17:15	MAE	9040169	SW 8260B
Bromochloromethane	<0.50		ug/L	0.50	1.7	1	04/07/09 17:15	MAE	9040169	SW 8260B
Bromodichloromethane	<0.20		ug/L	0.20	0.67	1	04/07/09 17:15	MAE	9040169	SW 8260B
Bromoform	<0.20		ug/L	0.20	0.67	1	04/07/09 17:15	MAE	9040169	SW 8260B
Bromomethane	<0.50		ug/L	0.50	1.7	1	04/07/09 17:15	MAE	9040169	SW 8260B
n-Butylbenzene	<0.20		ug/L	0.20	0.67	1	04/07/09 17:15	MAE	9040169	SW 8260B
sec-Butylbenzene	<0.25		ug/L	0.25	0.83	1	04/07/09 17:15	MAE	9040169	SW 8260B
tert-Butylbenzene	<0.20		ug/L	0.20	0.67	1	04/07/09 17:15	MAE	9040169	SW 8260B
Carbon Tetrachloride	<0.50		ug/L	0.50	1.7	1	04/07/09 17:15	MAE	9040169	SW 8260B
Chlorobenzene	<0.20		ug/L	0.20	0.67	1	04/07/09 17:15	MAE	9040169	SW 8260B
Chlorodibromomethane	<0.20		ug/L	0.20	0.67	1	04/07/09 17:15	MAE	9040169	SW 8260B
Chloroethane	<1.0		ug/L	1.0	3.3	1	04/07/09 17:15	MAE	9040169	SW 8260B
Chloroform	<0.20		ug/L	0.20	0.67	1	04/07/09 17:15	MAE	9040169	SW 8260B
Chloromethane	<0.30		ug/L	0.30	1.0	1	04/07/09 17:15	MAE	9040169	SW 8260B
2-Chlorotoluene	<0.50		ug/L	0.50	1.7	1	04/07/09 17:15	MAE	9040169	SW 8260B
4-Chlorotoluene	<0.20		ug/L	0.20	0.67	1	04/07/09 17:15	MAE	9040169	SW 8260B
1,2-Dibromo-3-chloropropane	<0.50		ug/L	0.50	1.7	1	04/07/09 17:15	MAE	9040169	SW 8260B
1,2-Dibromoethane (EDB)	<0.20		ug/L	0.20	0.67	1	04/07/09 17:15	MAE	9040169	SW 8260B
Dibromomethane	<0.20		ug/L	0.20	0.67	1	04/07/09 17:15	MAE	9040169	SW 8260B
1,2-Dichlorobenzene	<0.20		ug/L	0.20	0.67	1	04/07/09 17:15	MAE	9040169	SW 8260B
1,3-Dichlorobenzene	<0.20		ug/L	0.20	0.67	1	04/07/09 17:15	MAE	9040169	SW 8260B
1,4-Dichlorobenzene	<0.50		ug/L	0.50	1.7	1	04/07/09 17:15	MAE	9040169	SW 8260B
Dichlorodifluoromethane	<0.50		ug/L	0.50	1.7	1	04/07/09 17:15	MAE	9040169	SW 8260B
1,1-Dichloroethane	<0.50		ug/L	0.50	1.7	1	04/07/09 17:15	MAE	9040169	SW 8260B
1,2-Dichloroethane	<0.50		ug/L	0.50	1.7	1	04/07/09 17:15	MAE	9040169	SW 8260B
1,1-Dichloroethene	<0.50		ug/L	0.50	1.7	1	04/07/09 17:15	MAE	9040169	SW 8260B
cis-1,2-Dichloroethene	<0.50		ug/L	0.50	1.7	1	04/07/09 17:15	MAE	9040169	SW 8260B
trans-1,2-Dichloroethene	<0.50		ug/L	0.50	1.7	1	04/07/09 17:15	MAE	9040169	SW 8260B

GILES ENGINEERING - WISCONSIN  
 N8 W22350 Johnson Road  
 Waukesha, WI 53186  
 Mr. Steve Thuemling

Work Order: WSD0127  
 Project: 1E-0807003 Milwaukee, WI  
 Project Number: Lincoln Memorial Drive

Received: 04/02/09  
 Reported: 04/09/09 14:53

Analyte	Sample Result	Data Qualifiers	Units	MDL	LOQ	Dilution Factor	Date Analyzed	Analyst	Seq/ Batch	Method
<b>Sample ID: WSD0127-01 (S-1 - Ground Water) - cont.</b>							<b>Sampled: 04/01/09 12:14</b>			
VOCs by SW8260B - cont.										
1,2-Dichloropropane	<0.50		ug/L	0.50	1.7	1	04/07/09 17:15	MAE	9040169	SW 8260B
1,3-Dichloropropane	<0.25		ug/L	0.25	0.83	1	04/07/09 17:15	MAE	9040169	SW 8260B
2,2-Dichloropropane	<0.50		ug/L	0.50	1.7	1	04/07/09 17:15	MAE	9040169	SW 8260B
1,1-Dichloropropene	<0.50		ug/L	0.50	1.7	1	04/07/09 17:15	MAE	9040169	SW 8260B
cis-1,3-Dichloropropene	<0.20		ug/L	0.20	0.67	1	04/07/09 17:15	MAE	9040169	SW 8260B
trans-1,3-Dichloropropene	<0.20		ug/L	0.20	0.67	1	04/07/09 17:15	MAE	9040169	SW 8260B
2,3-Dichloropropene	<0.25		ug/L	0.25	0.83	1	04/07/09 17:15	MAE	9040169	SW 8260B
Isopropyl Ether	<0.50		ug/L	0.50	1.7	1	04/07/09 17:15	MAE	9040169	SW 8260B
Ethylbenzene	<0.50		ug/L	0.50	1.7	1	04/07/09 17:15	MAE	9040169	SW 8260B
Hexachlorobutadiene	<0.50		ug/L	0.50	1.7	1	04/07/09 17:15	MAE	9040169	SW 8260B
Isopropylbenzene	<0.20		ug/L	0.20	0.67	1	04/07/09 17:15	MAE	9040169	SW 8260B
p-Isopropyltoluene	<0.20		ug/L	0.20	0.67	1	04/07/09 17:15	MAE	9040169	SW 8260B
Methylene Chloride	<1.0		ug/L	1.0	3.3	1	04/07/09 17:15	MAE	9040169	SW 8260B
Methyl tert-Butyl Ether	<0.50		ug/L	0.50	1.7	1	04/07/09 17:15	MAE	9040169	SW 8260B
Naphthalene	<0.25		ug/L	0.25	0.83	1	04/07/09 17:15	MAE	9040169	SW 8260B
n-Propylbenzene	<0.50		ug/L	0.50	1.7	1	04/07/09 17:15	MAE	9040169	SW 8260B
Styrene	<0.50		ug/L	0.50	1.7	1	04/07/09 17:15	MAE	9040169	SW 8260B
1,1,1,2-Tetrachloroethane	<0.25		ug/L	0.25	0.83	1	04/07/09 17:15	MAE	9040169	SW 8260B
1,1,2,2-Tetrachloroethane	<0.20		ug/L	0.20	0.67	1	04/07/09 17:15	MAE	9040169	SW 8260B
Tetrachloroethene	<0.50		ug/L	0.50	1.7	1	04/07/09 17:15	MAE	9040169	SW 8260B
Toluene	<0.50		ug/L	0.50	1.7	1	04/07/09 17:15	MAE	9040169	SW 8260B
1,2,3-Trichlorobenzene	<0.25		ug/L	0.25	0.83	1	04/07/09 17:15	MAE	9040169	SW 8260B
1,2,4-Trichlorobenzene	<0.25		ug/L	0.25	0.83	1	04/07/09 17:15	MAE	9040169	SW 8260B
1,1,1-Trichloroethane	<0.50		ug/L	0.50	1.7	1	04/07/09 17:15	MAE	9040169	SW 8260B
1,1,2-Trichloroethane	<0.25		ug/L	0.25	0.83	1	04/07/09 17:15	MAE	9040169	SW 8260B
Trichloroethene	<0.20		ug/L	0.20	0.67	1	04/07/09 17:15	MAE	9040169	SW 8260B
Trichlorofluoromethane	<0.50		ug/L	0.50	1.7	1	04/07/09 17:15	MAE	9040169	SW 8260B
1,2,3-Trichloropropane	<0.50		ug/L	0.50	1.7	1	04/07/09 17:15	MAE	9040169	SW 8260B
1,2,4-Trimethylbenzene	<0.20		ug/L	0.20	0.67	1	04/07/09 17:15	MAE	9040169	SW 8260B
1,3,5-Trimethylbenzene	<0.20		ug/L	0.20	0.67	1	04/07/09 17:15	MAE	9040169	SW 8260B
Vinyl chloride	<0.20		ug/L	0.20	0.67	1	04/07/09 17:15	MAE	9040169	SW 8260B
Xylenes, Total	<0.50		ug/L	0.50	1.7	1	04/07/09 17:15	MAE	9040169	SW 8260B
Surr: Dibromofluoromethane (82-122%)	98 %									
Surr: Toluene-d8 (86-117%)	99 %									
Surr: 4-Bromofluorobenzene (83-118%)	99 %									

GILES ENGINEERING - WISCONSIN  
 N8 W22350 Johnson Road  
 Waukesha, WI 53186  
 Mr. Steve Thuemling

Work Order: WSD0127  
 Project: 1E-0807003 Milwaukee, WI  
 Project Number: Lincoln Memorial Drive

Received: 04/02/09  
 Reported: 04/09/09 14:53

Analyte	Sample Result	Data Qualifiers	Units	MRL	Dilution Factor	Date Analyzed	Analyst	Seq/ Batch	Method
<b>Sample ID: WSD0127-01 (S-1 - Ground Water) - cont.</b>						<b>Sampled: 04/01/09 12:14</b>			
Semivolatile Organic Compounds by EPA Method 8270C									
Acenaphthene	<10.0		ug/L	10.0	1	04/08/09 22:42	KJP	9040779	SW846 8270C
Acenaphthylene	<10.0		ug/L	10.0	1	04/08/09 22:42	KJP	9040779	SW846 8270C
Anthracene	<10.0		ug/L	10.0	1	04/08/09 22:42	KJP	9040779	SW846 8270C
Benzo (a) anthracene	<10.0		ug/L	10.0	1	04/08/09 22:42	KJP	9040779	SW846 8270C
Benzo (a) pyrene	<10.0		ug/L	10.0	1	04/08/09 22:42	KJP	9040779	SW846 8270C
Benzo (b) fluoranthene	<10.0		ug/L	10.0	1	04/08/09 22:42	KJP	9040779	SW846 8270C
Benzo (g,h,i) perylene	<10.0		ug/L	10.0	1	04/08/09 22:42	KJP	9040779	SW846 8270C
Benzo (k) fluoranthene	<10.0		ug/L	10.0	1	04/08/09 22:42	KJP	9040779	SW846 8270C
4-Bromophenyl phenyl ether	<10.0		ug/L	10.0	1	04/08/09 22:42	KJP	9040779	SW846 8270C
Butyl benzyl phthalate	<10.0		ug/L	10.0	1	04/08/09 22:42	KJP	9040779	SW846 8270C
Carbazole	<10.0		ug/L	10.0	1	04/08/09 22:42	KJP	9040779	SW846 8270C
4-Chloro-3-methylphenol	<10.0		ug/L	10.0	1	04/08/09 22:42	KJP	9040779	SW846 8270C
4-Chloroaniline	<10.0		ug/L	10.0	1	04/08/09 22:42	KJP	9040779	SW846 8270C
Bis(2-chloroethoxy)methane	<10.0		ug/L	10.0	1	04/08/09 22:42	KJP	9040779	SW846 8270C
Bis(2-chloroethyl)ether	<10.0		ug/L	10.0	1	04/08/09 22:42	KJP	9040779	SW846 8270C
Bis(2-chloroisopropyl)ether	<10.0		ug/L	10.0	1	04/08/09 22:42	KJP	9040779	SW846 8270C
2-Chloronaphthalene	<10.0		ug/L	10.0	1	04/08/09 22:42	KJP	9040779	SW846 8270C
2-Chlorophenol	<10.0		ug/L	10.0	1	04/08/09 22:42	KJP	9040779	SW846 8270C
4-Chlorophenyl phenyl ether	<10.0		ug/L	10.0	1	04/08/09 22:42	KJP	9040779	SW846 8270C
Chrysene	<10.0		ug/L	10.0	1	04/08/09 22:42	KJP	9040779	SW846 8270C
Dibenz (a,h) anthracene	<10.0		ug/L	10.0	1	04/08/09 22:42	KJP	9040779	SW846 8270C
Dibenzofuran	<10.0		ug/L	10.0	1	04/08/09 22:42	KJP	9040779	SW846 8270C
Di-n-butyl phthalate	<10.0		ug/L	10.0	1	04/08/09 22:42	KJP	9040779	SW846 8270C
1,4-Dichlorobenzene	<10.0		ug/L	10.0	1	04/08/09 22:42	KJP	9040779	SW846 8270C
1,2-Dichlorobenzene	<10.0		ug/L	10.0	1	04/08/09 22:42	KJP	9040779	SW846 8270C
1,3-Dichlorobenzene	<10.0		ug/L	10.0	1	04/08/09 22:42	KJP	9040779	SW846 8270C
3,3-Dichlorobenzidine	<10.0		ug/L	10.0	1	04/08/09 22:42	KJP	9040779	SW846 8270C
2,4-Dichlorophenol	<10.0		ug/L	10.0	1	04/08/09 22:42	KJP	9040779	SW846 8270C
Diethyl phthalate	<10.0		ug/L	10.0	1	04/08/09 22:42	KJP	9040779	SW846 8270C
2,4-Dimethylphenol	<10.0		ug/L	10.0	1	04/08/09 22:42	KJP	9040779	SW846 8270C
Dimethyl phthalate	<10.0		ug/L	10.0	1	04/08/09 22:42	KJP	9040779	SW846 8270C
4,6-Dinitro-2-methylphenol	<25.0		ug/L	25.0	1	04/08/09 22:42	KJP	9040779	SW846 8270C
2,4-Dinitrophenol	<25.0		ug/L	25.0	1	04/08/09 22:42	KJP	9040779	SW846 8270C
2,6-Dinitrotoluene	<10.0		ug/L	10.0	1	04/08/09 22:42	KJP	9040779	SW846 8270C
2,4-Dinitrotoluene	<10.0		ug/L	10.0	1	04/08/09 22:42	KJP	9040779	SW846 8270C
Di-n-octyl phthalate	<10.0		ug/L	10.0	1	04/08/09 22:42	KJP	9040779	SW846 8270C
Bis(2-ethylhexyl)phthalate	<10.0		ug/L	10.0	1	04/08/09 22:42	KJP	9040779	SW846 8270C
Fluoranthene	<10.0		ug/L	10.0	1	04/08/09 22:42	KJP	9040779	SW846 8270C
Fluorene	<10.0		ug/L	10.0	1	04/08/09 22:42	KJP	9040779	SW846 8270C
Hexachlorobenzene	<10.0		ug/L	10.0	1	04/08/09 22:42	KJP	9040779	SW846 8270C
Hexachlorobutadiene	<10.0		ug/L	10.0	1	04/08/09 22:42	KJP	9040779	SW846 8270C
Hexachlorocyclopentadiene	<10.0		ug/L	10.0	1	04/08/09 22:42	KJP	9040779	SW846 8270C
Hexachloroethane	<10.0		ug/L	10.0	1	04/08/09 22:42	KJP	9040779	SW846 8270C
Indeno (1,2,3-cd) pyrene	<10.0		ug/L	10.0	1	04/08/09 22:42	KJP	9040779	SW846 8270C
Isophorone	<10.0		ug/L	10.0	1	04/08/09 22:42	KJP	9040779	SW846 8270C
2-Methylnaphthalene	<10.0		ug/L	10.0	1	04/08/09 22:42	KJP	9040779	SW846 8270C
2-Methylphenol	<10.0		ug/L	10.0	1	04/08/09 22:42	KJP	9040779	SW846 8270C
3/4-Methylphenol	<10.0		ug/L	10.0	1	04/08/09 22:42	KJP	9040779	SW846 8270C
Naphthalene	<10.0		ug/L	10.0	1	04/08/09 22:42	KJP	9040779	SW846 8270C
3-Nitroaniline	<25.0		ug/L	25.0	1	04/08/09 22:42	KJP	9040779	SW846 8270C
2-Nitroaniline	<25.0		ug/L	25.0	1	04/08/09 22:42	KJP	9040779	SW846 8270C
4-Nitroaniline	<25.0		ug/L	25.0	1	04/08/09 22:42	KJP	9040779	SW846 8270C



GILES ENGINEERING - WISCONSIN  
 N8 W22350 Johnson Road  
 Waukesha, WI 53186  
 Mr. Steve Thuemling

Work Order: WSD0127  
 Project: 1E-0807003 Milwaukee, WI  
 Project Number: Lincoln Memorial Drive

Received: 04/02/09  
 Reported: 04/09/09 14:53

Analyte	Sample Result	Data Qualifiers	Units	MRL	Dilution Factor	Date Analyzed	Analyst	Seq/ Batch	Method
<b>Sample ID: WSD0127-01 (S-1 - Ground Water) - cont.</b>						<b>Sampled: 04/01/09 12:14</b>			
Semivolatle Organic Compounds by EPA Method 8270C - cont.									
Nitrobenzene	<10.0		ug/L	10.0	1	04/08/09 22:42	KJP	9040779	SW846 8270C
4-Nitrophenol	<25.0		ug/L	25.0	1	04/08/09 22:42	KJP	9040779	SW846 8270C
2-Nitrophenol	<10.0		ug/L	10.0	1	04/08/09 22:42	KJP	9040779	SW846 8270C
N-Nitrosodiphenylamine	<10.0		ug/L	10.0	1	04/08/09 22:42	KJP	9040779	SW846 8270C
N-Nitrosodi-n-propylamine	<10.0		ug/L	10.0	1	04/08/09 22:42	KJP	9040779	SW846 8270C
Pentachlorophenol	<25.0		ug/L	25.0	1	04/08/09 22:42	KJP	9040779	SW846 8270C
Phenanthrene	<10.0		ug/L	10.0	1	04/08/09 22:42	KJP	9040779	SW846 8270C
Phenol	<10.0		ug/L	10.0	1	04/08/09 22:42	KJP	9040779	SW846 8270C
Pyrene	<10.0		ug/L	10.0	1	04/08/09 22:42	KJP	9040779	SW846 8270C
1,2,4-Trichlorobenzene	<10.0		ug/L	10.0	1	04/08/09 22:42	KJP	9040779	SW846 8270C
1-Methylnaphthalene	<10.0		ug/L	10.0	1	04/08/09 22:42	KJP	9040779	SW846 8270C
2,4,6-Trichlorophenol	<10.0		ug/L	10.0	1	04/08/09 22:42	KJP	9040779	SW846 8270C
2,4,5-Trichlorophenol	<25.0		ug/L	25.0	1	04/08/09 22:42	KJP	9040779	SW846 8270C
<i>Surr: Terphenyl-d14 (21-123%)</i>	<i>125 %</i>	<i>Z2</i>							
<i>Surr: 2,4,6-Tribromophenol (23-129%)</i>	<i>88 %</i>								
<i>Surr: Phenol-d5 (10-100%)</i>	<i>45 %</i>								
<i>Surr: 2-Fluorobiphenyl (34-108%)</i>	<i>142 %</i>	<i>Z2</i>							
<i>Surr: 2-Fluorophenol (10-100%)</i>	<i>46 %</i>								
<i>Surr: Nitrobenzene-d5 (29-116%)</i>	<i>145 %</i>	<i>Z2</i>							

GILES ENGINEERING - WISCONSIN  
 N8 W22350 Johnson Road  
 Waukesha, WI 53186  
 Mr. Steve Thuemling

Work Order: WSD0127  
 Project: 1E-0807003 Milwaukee, WI  
 Project Number: Lincoln Memorial Drive

Received: 04/02/09  
 Reported: 04/09/09 14:53

Analyte	Sample Result	Data Qualifiers	Units	MDL	MRL	Dilution Factor	Date Analyzed	Analyst	Seq/ Batch	Method
<b>Sample ID: WSD0127-02 (Trip Blank - DI)</b>							<b>Sampled: 04/01/09</b>			
VOCs by SW8260B										
Benzene	<0.20		ug/L	0.20	0.67	1	04/07/09 13:35	MAE	9040169	SW 8260B
Bromobenzene	<0.20		ug/L	0.20	0.67	1	04/07/09 13:35	MAE	9040169	SW 8260B
Bromochloromethane	<0.50		ug/L	0.50	1.7	1	04/07/09 13:35	MAE	9040169	SW 8260B
Bromodichloromethane	<0.20		ug/L	0.20	0.67	1	04/07/09 13:35	MAE	9040169	SW 8260B
Bromoform	<0.20		ug/L	0.20	0.67	1	04/07/09 13:35	MAE	9040169	SW 8260B
Bromomethane	<0.50		ug/L	0.50	1.7	1	04/07/09 13:35	MAE	9040169	SW 8260B
n-Butylbenzene	<0.20		ug/L	0.20	0.67	1	04/07/09 13:35	MAE	9040169	SW 8260B
sec-Butylbenzene	<0.25		ug/L	0.25	0.83	1	04/07/09 13:35	MAE	9040169	SW 8260B
tert-Butylbenzene	<0.20		ug/L	0.20	0.67	1	04/07/09 13:35	MAE	9040169	SW 8260B
Carbon Tetrachloride	<0.50		ug/L	0.50	1.7	1	04/07/09 13:35	MAE	9040169	SW 8260B
Chlorobenzene	<0.20		ug/L	0.20	0.67	1	04/07/09 13:35	MAE	9040169	SW 8260B
Chlorodibromomethane	<0.20		ug/L	0.20	0.67	1	04/07/09 13:35	MAE	9040169	SW 8260B
Chloroethane	<1.0		ug/L	1.0	3.3	1	04/07/09 13:35	MAE	9040169	SW 8260B
Chloroform	<0.20		ug/L	0.20	0.67	1	04/07/09 13:35	MAE	9040169	SW 8260B
Chloromethane	<0.30		ug/L	0.30	1.0	1	04/07/09 13:35	MAE	9040169	SW 8260B
2-Chlorotoluene	<0.50		ug/L	0.50	1.7	1	04/07/09 13:35	MAE	9040169	SW 8260B
4-Chlorotoluene	<0.20		ug/L	0.20	0.67	1	04/07/09 13:35	MAE	9040169	SW 8260B
1,2-Dibromo-3-chloropropane	<0.50		ug/L	0.50	1.7	1	04/07/09 13:35	MAE	9040169	SW 8260B
1,2-Dibromoethane (EDB)	<0.20		ug/L	0.20	0.67	1	04/07/09 13:35	MAE	9040169	SW 8260B
Dibromomethane	<0.20		ug/L	0.20	0.67	1	04/07/09 13:35	MAE	9040169	SW 8260B
1,2-Dichlorobenzene	<0.20		ug/L	0.20	0.67	1	04/07/09 13:35	MAE	9040169	SW 8260B
1,3-Dichlorobenzene	<0.20		ug/L	0.20	0.67	1	04/07/09 13:35	MAE	9040169	SW 8260B
1,4-Dichlorobenzene	<0.50		ug/L	0.50	1.7	1	04/07/09 13:35	MAE	9040169	SW 8260B
Dichlorodifluoromethane	<0.50		ug/L	0.50	1.7	1	04/07/09 13:35	MAE	9040169	SW 8260B
1,1-Dichloroethane	<0.50		ug/L	0.50	1.7	1	04/07/09 13:35	MAE	9040169	SW 8260B
1,2-Dichloroethane	<0.50		ug/L	0.50	1.7	1	04/07/09 13:35	MAE	9040169	SW 8260B
1,1-Dichloroethene	<0.50		ug/L	0.50	1.7	1	04/07/09 13:35	MAE	9040169	SW 8260B
cis-1,2-Dichloroethene	<0.50		ug/L	0.50	1.7	1	04/07/09 13:35	MAE	9040169	SW 8260B
trans-1,2-Dichloroethene	<0.50		ug/L	0.50	1.7	1	04/07/09 13:35	MAE	9040169	SW 8260B
1,2-Dichloropropane	<0.50		ug/L	0.50	1.7	1	04/07/09 13:35	MAE	9040169	SW 8260B
1,3-Dichloropropane	<0.25		ug/L	0.25	0.83	1	04/07/09 13:35	MAE	9040169	SW 8260B
2,2-Dichloropropane	<0.50		ug/L	0.50	1.7	1	04/07/09 13:35	MAE	9040169	SW 8260B
1,1-Dichloropropene	<0.50		ug/L	0.50	1.7	1	04/07/09 13:35	MAE	9040169	SW 8260B
cis-1,3-Dichloropropene	<0.20		ug/L	0.20	0.67	1	04/07/09 13:35	MAE	9040169	SW 8260B
trans-1,3-Dichloropropene	<0.20		ug/L	0.20	0.67	1	04/07/09 13:35	MAE	9040169	SW 8260B
2,3-Dichloropropene	<0.25		ug/L	0.25	0.83	1	04/07/09 13:35	MAE	9040169	SW 8260B
Isopropyl Ether	<0.50		ug/L	0.50	1.7	1	04/07/09 13:35	MAE	9040169	SW 8260B
Ethylbenzene	<0.50		ug/L	0.50	1.7	1	04/07/09 13:35	MAE	9040169	SW 8260B
Hexachlorobutadiene	<0.50		ug/L	0.50	1.7	1	04/07/09 13:35	MAE	9040169	SW 8260B
Isopropylbenzene	<0.20		ug/L	0.20	0.67	1	04/07/09 13:35	MAE	9040169	SW 8260B
p-Isopropyltoluene	<0.20		ug/L	0.20	0.67	1	04/07/09 13:35	MAE	9040169	SW 8260B
Methylene Chloride	<1.0		ug/L	1.0	3.3	1	04/07/09 13:35	MAE	9040169	SW 8260B
Methyl tert-Butyl Ether	<0.50		ug/L	0.50	1.7	1	04/07/09 13:35	MAE	9040169	SW 8260B
Naphthalene	<0.25		ug/L	0.25	0.83	1	04/07/09 13:35	MAE	9040169	SW 8260B
n-Propylbenzene	<0.50		ug/L	0.50	1.7	1	04/07/09 13:35	MAE	9040169	SW 8260B
Styrene	<0.50		ug/L	0.50	1.7	1	04/07/09 13:35	MAE	9040169	SW 8260B
1,1,1,2-Tetrachloroethane	<0.25		ug/L	0.25	0.83	1	04/07/09 13:35	MAE	9040169	SW 8260B
1,1,2,2-Tetrachloroethane	<0.20		ug/L	0.20	0.67	1	04/07/09 13:35	MAE	9040169	SW 8260B
Tetrachloroethene	<0.50		ug/L	0.50	1.7	1	04/07/09 13:35	MAE	9040169	SW 8260B
Toluene	<0.50		ug/L	0.50	1.7	1	04/07/09 13:35	MAE	9040169	SW 8260B
1,2,3-Trichlorobenzene	<0.25		ug/L	0.25	0.83	1	04/07/09 13:35	MAE	9040169	SW 8260B
1,2,4-Trichlorobenzene	<0.25		ug/L	0.25	0.83	1	04/07/09 13:35	MAE	9040169	SW 8260B

GILES ENGINEERING - WISCONSIN  
 N8 W22350 Johnson Road  
 Waukesha, WI 53186  
 Mr. Steve Thuemling

Work Order: WSD0127  
 Project: 1E-0807003 Milwaukee, WI  
 Project Number: Lincoln Memorial Drive

Received: 04/02/09  
 Reported: 04/09/09 14:53

Analyte	Sample Result	Data Qualifiers	Units	MDL	LOQ	Dilution Factor	Date Analyzed	Analyst	Seq/ Batch	Method
<b>Sample ID: WSD0127-02 (Trip Blank - DI) - cont.</b>						<b>Sampled: 04/01/09</b>				
VOCs by SW8260B - cont.										
1,1,1-Trichloroethane	<0.50		ug/L	0.50	1.7	1	04/07/09 13:35	MAE	9040169	SW 8260B
1,1,2-Trichloroethane	<0.25		ug/L	0.25	0.83	1	04/07/09 13:35	MAE	9040169	SW 8260B
Trichloroethene	<0.20		ug/L	0.20	0.67	1	04/07/09 13:35	MAE	9040169	SW 8260B
Trichlorofluoromethane	<0.50		ug/L	0.50	1.7	1	04/07/09 13:35	MAE	9040169	SW 8260B
1,2,3-Trichloropropane	<0.50		ug/L	0.50	1.7	1	04/07/09 13:35	MAE	9040169	SW 8260B
1,2,4-Trimethylbenzene	<0.20		ug/L	0.20	0.67	1	04/07/09 13:35	MAE	9040169	SW 8260B
1,3,5-Trimethylbenzene	<0.20		ug/L	0.20	0.67	1	04/07/09 13:35	MAE	9040169	SW 8260B
Vinyl chloride	<0.20		ug/L	0.20	0.67	1	04/07/09 13:35	MAE	9040169	SW 8260B
Xylenes, Total	<0.50		ug/L	0.50	1.7	1	04/07/09 13:35	MAE	9040169	SW 8260B
Surr: Dibromofluoromethane (82-122%)	100 %									
Surr: Toluene-d8 (86-117%)	99 %									
Surr: 4-Bromofluorobenzene (83-118%)	101 %									

GILES ENGINEERING - WISCONSIN  
N8 W22350 Johnson Road  
Waukesha, WI 53186  
Mr. Steve Thuemling

Work Order: WSD0127  
Project: 1E-0807003 Milwaukee, WI  
Project Number: Lincoln Memorial Drive

Received: 04/02/09  
Reported: 04/09/09 14:53

### SAMPLE EXTRACTION DATA

Parameter	Batch	Lab Number	Wt/Vol Extracted	Extracted Vol	Date	Analyst	Extraction Method
Polychlorinated Biphenyls by EPA Method 8082							
SW 8082	9040178	WSD0127-01	990	5	04/07/09 09:16	TLH	Default Prep GC-Sen
Semivolatile Organic Compounds by EPA Method 8270C							
SW846 8270C	9040779	WSD0127-01	1000	1	04/08/09 09:45	CDJ	EPA 3510C

GILES ENGINEERING - WISCONSIN  
 N8 W22350 Johnson Road  
 Waukesha, WI 53186  
 Mr. Steve Thuemling

Work Order: WSD0127  
 Project: 1E-0807003 Milwaukee, WI  
 Project Number: Lincoln Memorial Drive

Received: 04/02/09  
 Reported: 04/09/09 14:53

## LABORATORY BLANK QC DATA

Analyte	Seq/ Batch	Source Result	Spike Level	Units	MDL	MRL	Result	Dup Result	% REC	Dup %REC	% REC Limits	RPD RPD	RPD Limit	Q
<b>Metals Dissolved</b>														
Mercury	9040092			mg/L	0.000065	0.00023	<0.000065							
Cadmium	9040172			mg/L	0.0011	0.0040	<0.0011							
Chromium	9040172			mg/L	0.0021	0.0072	<0.0021							
Copper	9040172			mg/L	0.018	0.065	<0.018							
Lead	9040172			mg/L	0.013	0.047	<0.013							
Nickel	9040172			mg/L	0.0040	0.014	<0.0040							
Zinc	9040172			mg/L	0.0028	0.0095	<0.0028							
<b>Polychlorinated Biphenyls by EPA Method 8082</b>														
PCB-1016	9040178			ug/L	0.062	0.21	<0.062							
PCB-1221	9040178			ug/L	0.17	0.56	<0.17							
PCB-1232	9040178			ug/L	0.065	0.22	<0.065							
PCB-1242	9040178			ug/L	0.23	0.78	<0.23							
PCB-1248	9040178			ug/L	0.062	0.21	<0.062							
PCB-1254	9040178			ug/L	0.075	0.25	<0.075							
PCB-1260	9040178			ug/L	0.070	0.23	<0.070							
Surrogate: Decachlorobiphenyl	9040178			ug/L					70		60-130			
Surrogate: Tetrachloro-meta-xylene	9040178			ug/L					72		60-130			
<b>VOCs by SW8260B</b>														
Benzene	9040169			ug/L	0.20	0.67	<0.20							
Bromobenzene	9040169			ug/L	0.20	0.67	<0.20							
Bromochloromethane	9040169			ug/L	0.50	1.7	<0.50							
Bromodichloromethane	9040169			ug/L	0.20	0.67	<0.20							
Bromoform	9040169			ug/L	0.20	0.67	<0.20							
Bromomethane	9040169			ug/L	0.50	1.7	<0.50							
n-Butylbenzene	9040169			ug/L	0.20	0.67	<0.20							
sec-Butylbenzene	9040169			ug/L	0.25	0.83	<0.25							
tert-Butylbenzene	9040169			ug/L	0.20	0.67	<0.20							
Carbon Tetrachloride	9040169			ug/L	0.50	1.7	<0.50							
Chlorobenzene	9040169			ug/L	0.20	0.67	<0.20							
Chlorodibromomethane	9040169			ug/L	0.20	0.67	<0.20							
Chloroethane	9040169			ug/L	1.0	3.3	<1.0							
Chloroform	9040169			ug/L	0.20	0.67	<0.20							
Chloromethane	9040169			ug/L	0.30	1.0	<0.30							
2-Chlorotoluene	9040169			ug/L	0.50	1.7	<0.50							
4-Chlorotoluene	9040169			ug/L	0.20	0.67	<0.20							
1,2-Dibromo-3-chloropropane	9040169			ug/L	0.50	1.7	<0.50							
1,2-Dibromoethane (EDB)	9040169			ug/L	0.20	0.67	<0.20							
Dibromomethane	9040169			ug/L	0.20	0.67	<0.20							
1,2-Dichlorobenzene	9040169			ug/L	0.20	0.67	<0.20							
1,3-Dichlorobenzene	9040169			ug/L	0.20	0.67	<0.20							
1,4-Dichlorobenzene	9040169			ug/L	0.50	1.7	<0.50							
Dichlorodifluoromethane	9040169			ug/L	0.50	1.7	<0.50							
1,1-Dichloroethane	9040169			ug/L	0.50	1.7	<0.50							
1,2-Dichloroethane	9040169			ug/L	0.50	1.7	<0.50							
1,1-Dichloroethene	9040169			ug/L	0.50	1.7	<0.50							



GILES ENGINEERING - WISCONSIN  
 N8 W22350 Johnson Road  
 Waukesha, WI 53186  
 Mr. Steve Thuemling

Work Order: WSD0127  
 Project: 1E-0807003 Milwaukee, WI  
 Project Number: Lincoln Memorial Drive

Received: 04/02/09  
 Reported: 04/09/09 14:53

## LABORATORY BLANK QC DATA

Analyte	Seq/ Batch	Source Result	Spike Level	Units	MDL	MRL	Result	Dup Result	% REC	Dup %REC	% REC Limits	RPD RPD	RPD Limit	Q
<b>VOCs by SW8260B</b>														
cis-1,2-Dichloroethene	9040169			ug/L	0.50	1.7	<0.50							
trans-1,2-Dichloroethene	9040169			ug/L	0.50	1.7	<0.50							
1,2-Dichloropropane	9040169			ug/L	0.50	1.7	<0.50							
1,3-Dichloropropane	9040169			ug/L	0.25	0.83	<0.25							
2,2-Dichloropropane	9040169			ug/L	0.50	1.7	<0.50							
1,1-Dichloropropene	9040169			ug/L	0.50	1.7	<0.50							
cis-1,3-Dichloropropene	9040169			ug/L	0.20	0.67	<0.20							
trans-1,3-Dichloropropene	9040169			ug/L	0.20	0.67	<0.20							
2,3-Dichloropropene	9040169			ug/L	0.25	0.83	<0.25							
Isopropyl Ether	9040169			ug/L	0.50	1.7	<0.50							
Ethylbenzene	9040169			ug/L	0.50	1.7	<0.50							
Hexachlorobutadiene	9040169			ug/L	0.50	1.7	<0.50							
Isopropylbenzene	9040169			ug/L	0.20	0.67	<0.20							
p-Isopropyltoluene	9040169			ug/L	0.20	0.67	<0.20							
Methylene Chloride	9040169			ug/L	1.0	3.3	<1.0							
Methyl tert-Butyl Ether	9040169			ug/L	0.50	1.7	<0.50							
Naphthalene	9040169			ug/L	0.25	0.83	<0.25							
n-Propylbenzene	9040169			ug/L	0.50	1.7	<0.50							
Styrene	9040169			ug/L	0.50	1.7	<0.50							
1,1,1,2-Tetrachloroethane	9040169			ug/L	0.25	0.83	<0.25							
1,1,2,2-Tetrachloroethane	9040169			ug/L	0.20	0.67	<0.20							
Tetrachloroethene	9040169			ug/L	0.50	1.7	<0.50							
Toluene	9040169			ug/L	0.50	1.7	<0.50							
1,2,3-Trichlorobenzene	9040169			ug/L	0.25	0.83	<0.25							
1,2,4-Trichlorobenzene	9040169			ug/L	0.25	0.83	<0.25							
1,1,1-Trichloroethane	9040169			ug/L	0.50	1.7	<0.50							
1,1,2-Trichloroethane	9040169			ug/L	0.25	0.83	<0.25							
Trichloroethene	9040169			ug/L	0.20	0.67	<0.20							
Trichlorofluoromethane	9040169			ug/L	0.50	1.7	<0.50							
1,2,3-Trichloropropane	9040169			ug/L	0.50	1.7	<0.50							
1,2,4-Trimethylbenzene	9040169			ug/L	0.20	0.67	<0.20							
1,3,5-Trimethylbenzene	9040169			ug/L	0.20	0.67	<0.20							
Vinyl chloride	9040169			ug/L	0.20	0.67	<0.20							
Xylenes, Total	9040169			ug/L	0.50	1.7	<0.50							
Surrogate: Dibromofluoromethane	9040169			ug/L					97		82-122			
Surrogate: Toluene-d8	9040169			ug/L					94		86-117			
Surrogate: 4-Bromofluorobenzene	9040169			ug/L					97		83-118			

GILES ENGINEERING - WISCONSIN  
 N8 W22350 Johnson Road  
 Waukesha, WI 53186  
 Mr. Steve Thuemling

Work Order: WSD0127  
 Project: 1E-0807003 Milwaukee, WI  
 Project Number: Lincoln Memorial Drive

Received: 04/02/09  
 Reported: 04/09/09 14:53

## LABORATORY BLANK QC DATA

Analyte	Seq/ Batch	Source Result	Spike Level	Units	MDL	LOQ	Result	Dup Result	% REC	Dup %REC	% REC Limits	RPD RPD	RPD Limit	Q
<b>Semivolatile Organic Compounds by EPA Method 8270C</b>														
Acenaphthene	9040779			ug/L	N/A	3.33	ND							
Acenaphthylene	9040779			ug/L	N/A	3.33	ND							
Anthracene	9040779			ug/L	N/A	3.33	ND							
Benzo (a) anthracene	9040779			ug/L	N/A	3.33	ND							
Benzo (a) pyrene	9040779			ug/L	N/A	3.33	ND							
Benzo (b) fluoranthene	9040779			ug/L	N/A	3.33	ND							
Benzo (g,h,i) perylene	9040779			ug/L	N/A	3.33	ND							
Benzo (k) fluoranthene	9040779			ug/L	N/A	3.33	ND							
4-Bromophenyl phenyl ether	9040779			ug/L	N/A	11.0	ND							
Butyl benzyl phthalate	9040779			ug/L	N/A	11.0	ND							
Carbazole	9040779			ug/L	N/A	11.0	ND							
4-Chloro-3-methylphenol	9040779			ug/L	N/A	15.0	ND							
4-Chloroaniline	9040779			ug/L	N/A	15.0	ND							
Bis(2-chloroethoxy)methane	9040779			ug/L	N/A	14.0	ND							
Bis(2-chloroethyl)ether	9040779			ug/L	N/A	15.7	ND							
Bis(2-chloroisopropyl)ether	9040779			ug/L	N/A	14.0	ND							
2-Chloronaphthalene	9040779			ug/L	N/A	11.7	ND							
2-Chlorophenol	9040779			ug/L	N/A	13.7	ND							
4-Chlorophenyl phenyl ether	9040779			ug/L	N/A	8.67	ND							
Chrysene	9040779			ug/L	N/A	3.33	ND							
Dibenz (a,h) anthracene	9040779			ug/L	N/A	3.33	ND							
Dibenzofuran	9040779			ug/L	N/A	9.67	ND							
Di-n-butyl phthalate	9040779			ug/L	N/A	11.0	ND							
1,4-Dichlorobenzene	9040779			ug/L	N/A	19.3	ND							
1,2-Dichlorobenzene	9040779			ug/L	N/A	21.0	ND							
1,3-Dichlorobenzene	9040779			ug/L	N/A	20.0	ND							
3,3-Dichlorobenzidine	9040779			ug/L	N/A	6.67	ND							
2,4-Dichlorophenol	9040779			ug/L	N/A	11.0	ND							
Diethyl phthalate	9040779			ug/L	N/A	11.0	ND							
2,4-Dimethylphenol	9040779			ug/L	N/A	13.7	ND							
Dimethyl phthalate	9040779			ug/L	N/A	11.0	ND							
4,6-Dinitro-2-methylphenol	9040779			ug/L	N/A	11.0	ND							
2,4-Dinitrophenol	9040779			ug/L	N/A	11.3	ND							
2,6-Dinitrotoluene	9040779			ug/L	N/A	7.33	ND							
2,4-Dinitrotoluene	9040779			ug/L	N/A	11.0	ND							
Di-n-octyl phthalate	9040779			ug/L	N/A	11.0	ND							
Bis(2-ethylhexyl)phthalate	9040779			ug/L	N/A	11.0	ND							
Fluoranthene	9040779			ug/L	N/A	3.33	ND							
Fluorene	9040779			ug/L	N/A	3.33	ND							
Hexachlorobenzene	9040779			ug/L	N/A	10.0	ND							
Hexachlorobutadiene	9040779			ug/L	N/A	17.0	ND							
Hexachlorocyclopentadiene	9040779			ug/L	N/A	11.0	ND							
Hexachloroethane	9040779			ug/L	N/A	19.7	ND							
Indeno (1,2,3-cd) pyrene	9040779			ug/L	N/A	3.33	ND							
Isophorone	9040779			ug/L	N/A	15.7	ND							

GILES ENGINEERING - WISCONSIN  
 N8 W22350 Johnson Road  
 Waukesha, WI 53186  
 Mr. Steve Thuemling

Work Order: WSD0127  
 Project: 1E-0807003 Milwaukee, WI  
 Project Number: Lincoln Memorial Drive

Received: 04/02/09  
 Reported: 04/09/09 14:53

## LABORATORY BLANK QC DATA

Analyte	Seq/ Batch	Source Result	Spike Level	Units	MDL	LOQ	Result	Dup Result	% REC	Dup %REC	% REC Limits	RPD RPD	RPD Limit	Q
<b>Semivolatile Organic Compounds by EPA Method 8270C</b>														
2-Methylnaphthalene	9040779			ug/L	N/A	3.33	ND							
2-Methylphenol	9040779			ug/L	N/A	11.7	ND							
3/4-Methylphenol	9040779			ug/L	N/A	15.3	ND							
Naphthalene	9040779			ug/L	N/A	3.33	ND							
3-Nitroaniline	9040779			ug/L	N/A	11.0	ND							
2-Nitroaniline	9040779			ug/L	N/A	11.0	ND							
4-Nitroaniline	9040779			ug/L	N/A	11.0	ND							
Nitrobenzene	9040779			ug/L	N/A	11.7	ND							
4-Nitrophenol	9040779			ug/L	N/A	14.3	ND							
2-Nitrophenol	9040779			ug/L	N/A	10.7	ND							
N-Nitrosodiphenylamine	9040779			ug/L	N/A	11.0	ND							
N-Nitrosodi-n-propylamine	9040779			ug/L	N/A	13.0	ND							
Pentachlorophenol	9040779			ug/L	N/A	11.0	ND							
Phenanthrene	9040779			ug/L	N/A	3.33	ND							
Phenol	9040779			ug/L	N/A	11.0	ND							
Pyrene	9040779			ug/L	N/A	3.33	ND							
1,2,4-Trichlorobenzene	9040779			ug/L	N/A	14.3	ND							
1-Methylnaphthalene	9040779			ug/L	N/A	3.33	ND							
2,4,6-Trichlorophenol	9040779			ug/L	N/A	11.0	ND							
2,4,5-Trichlorophenol	9040779			ug/L	N/A	11.0	ND							
Surrogate: Terphenyl-d14	9040779			ug/L						83		21-123		
Surrogate: 2,4,6-Tribromophenol	9040779			ug/L						80		23-129		
Surrogate: Phenol-d5	9040779			ug/L						26		10-100		
Surrogate: 2-Fluorobiphenyl	9040779			ug/L						74		34-108		
Surrogate: 2-Fluorophenol	9040779			ug/L						39		10-100		
Surrogate: Nitrobenzene-d5	9040779			ug/L						74		29-116		

GILES ENGINEERING - WISCONSIN  
 N8 W22350 Johnson Road  
 Waukesha, WI 53186  
 Mr. Steve Thuemling

Work Order: WSD0127  
 Project: 1E-0807003 Milwaukee, WI  
 Project Number: Lincoln Memorial Drive

Received: 04/02/09  
 Reported: 04/09/09 14:53

### CCV QC DATA

Analyte	Seq/ Batch	Source Result	Spike Level	Units	MDL	MRL	Result	Dup Result	% REC	Dup %REC	% REC Limits	RPD	RPD Limit	Q
<b>Metals Dissolved</b>														
Cadmium	9D07005		5.0000	mg/L	N/A	N/A	4.75		95		90-110			
Chromium	9D07005		5.0000	mg/L	N/A	N/A	4.79		96		90-110			
Copper	9D07005		5.0000	mg/L	N/A	N/A	4.81		96		90-110			
Lead	9D07005		5.0000	mg/L	N/A	N/A	4.77		95		90-110			
Nickel	9D07005		5.0000	mg/L	N/A	N/A	4.76		95		90-110			
Zinc	9D07005		5.0000	mg/L	N/A	N/A	4.79		96		90-110			
Cadmium	9D07005		5.0000	mg/L	N/A	N/A	4.71		94		90-110			
Chromium	9D07005		5.0000	mg/L	N/A	N/A	4.76		95		90-110			
Copper	9D07005		5.0000	mg/L	N/A	N/A	4.80		96		90-110			
Lead	9D07005		5.0000	mg/L	N/A	N/A	4.75		95		90-110			
Nickel	9D07005		5.0000	mg/L	N/A	N/A	4.75		95		90-110			
Zinc	9D07005		5.0000	mg/L	N/A	N/A	4.76		95		90-110			
Cadmium	9D07005		5.0000	mg/L	N/A	N/A	4.73		95		90-110			
Chromium	9D07005		5.0000	mg/L	N/A	N/A	4.77		95		90-110			
Copper	9D07005		5.0000	mg/L	N/A	N/A	4.79		96		90-110			
Lead	9D07005		5.0000	mg/L	N/A	N/A	4.76		95		90-110			
Nickel	9D07005		5.0000	mg/L	N/A	N/A	4.76		95		90-110			
Zinc	9D07005		5.0000	mg/L	N/A	N/A	4.77		95		90-110			
Cadmium	9D07005		5.0000	mg/L	N/A	N/A	4.72		94		90-110			
Chromium	9D07005		5.0000	mg/L	N/A	N/A	4.75		95		90-110			
Copper	9D07005		5.0000	mg/L	N/A	N/A	4.75		95		90-110			
Lead	9D07005		5.0000	mg/L	N/A	N/A	4.75		95		90-110			
Nickel	9D07005		5.0000	mg/L	N/A	N/A	4.72		94		90-110			
Zinc	9D07005		5.0000	mg/L	N/A	N/A	4.75		95		90-110			
<b>Polychlorinated Biphenyls by EPA Method 8082</b>														
PCB-1016	9D07007		0.5000	mg/kg wet	N/A	N/A	0.482		96		85-115			
			0											
PCB-1260	9D07007		0.5000	mg/kg wet	N/A	N/A	0.475		95		85-115			
			0											
Surrogate: Decachlorobiphenyl	9D07007			mg/kg wet					95		0-200			
Surrogate: Tetrachloro-meta-xylene	9D07007			mg/kg wet					105		0-200			
PCB-1248	9D07007		0.5000	mg/kg wet	N/A	N/A	0.498		100		85-115			
			0											
Surrogate: Decachlorobiphenyl	9D07007			mg/kg wet					100		0-200			
Surrogate: Tetrachloro-meta-xylene	9D07007			mg/kg wet					100		0-200			
PCB-1254	9D07007		0.5000	mg/kg wet	N/A	N/A	0.533		107		85-115			
			0											
Surrogate: Decachlorobiphenyl	9D07007			mg/kg wet					100		0-200			
Surrogate: Tetrachloro-meta-xylene	9D07007			mg/kg wet					108		0-200			
PCB-1016	9D07007		0.5000	mg/kg wet	N/A	N/A	0.488		98		85-115			
			0											
PCB-1260	9D07007		0.5000	mg/kg wet	N/A	N/A	0.466		93		85-115			
			0											
Surrogate: Decachlorobiphenyl	9D07007			mg/kg wet					95		0-200			
Surrogate: Tetrachloro-meta-xylene	9D07007			mg/kg wet					102		0-200			
PCB-1016	9D07007		0.5000	mg/kg wet	N/A	N/A	0.520		104		85-115			
			0											
PCB-1260	9D07007		0.5000	mg/kg wet	N/A	N/A	0.453		91		85-115			
			0											
Surrogate: Decachlorobiphenyl	9D07007			mg/kg wet					115		0-200			

GILES ENGINEERING - WISCONSIN  
 N8 W22350 Johnson Road  
 Waukesha, WI 53186  
 Mr. Steve Thuemling

Work Order: WSD0127  
 Project: 1E-0807003 Milwaukee, WI  
 Project Number: Lincoln Memorial Drive

Received: 04/02/09  
 Reported: 04/09/09 14:53

### CCV QC DATA

Analyte	Seq/ Batch	Source Result	Spike Level	Units	MDL	MRL	Result	Dup Result	% REC	Dup %REC	% REC Limits	RPD RPD	RPD Limit	Q
<b>Polychlorinated Biphenyls by EPA Method 8082</b>														
<i>Surrogate: Tetrachloro-meta-xylene</i>	9D07007			mg/kg wet					108		0-200			
<b>VOCs by SW8260B</b>														
Benzene	9D07001		50.000	ug/L	N/A	N/A	45.2		90		80-120			
Bromobenzene	9D07001		50.000	ug/L	N/A	N/A	48.4		97		80-120			
Bromochloromethane	9D07001		50.000	ug/L	N/A	N/A	53.9		108		80-120			
Bromodichloromethane	9D07001		50.000	ug/L	N/A	N/A	48.6		97		80-120			
Bromoform	9D07001		50.000	ug/L	N/A	N/A	54.0		108		80-120			
Bromomethane	9D07001		50.000	ug/L	N/A	N/A	52.5		105		80-120			
n-Butylbenzene	9D07001		50.000	ug/L	N/A	N/A	52.3		105		80-120			
sec-Butylbenzene	9D07001		50.000	ug/L	N/A	N/A	49.1		98		80-120			
tert-Butylbenzene	9D07001		50.000	ug/L	N/A	N/A	50.2		100		80-120			
Carbon Tetrachloride	9D07001		50.000	ug/L	N/A	N/A	50.4		101		80-120			
Chlorobenzene	9D07001		50.000	ug/L	N/A	N/A	48.9		98		80-120			
Chlorodibromomethane	9D07001		50.000	ug/L	N/A	N/A	53.0		106		80-120			
Chloroethane	9D07001		50.000	ug/L	N/A	N/A	56.4		113		80-120			
Chloroform	9D07001		50.000	ug/L	N/A	N/A	49.0		98		80-120			
Chloromethane	9D07001		50.000	ug/L	N/A	N/A	44.4		89		80-120			
2-Chlorotoluene	9D07001		50.000	ug/L	N/A	N/A	49.4		99		80-120			
4-Chlorotoluene	9D07001		50.000	ug/L	N/A	N/A	48.0		96		80-120			
1,2-Dibromo-3-chloropropane	9D07001		50.000	ug/L	N/A	N/A	55.5		111		80-120			
1,2-Dibromoethane (EDB)	9D07001		50.000	ug/L	N/A	N/A	49.0		98		80-120			
Dibromomethane	9D07001		50.000	ug/L	N/A	N/A	47.4		95		80-120			
1,2-Dichlorobenzene	9D07001		50.000	ug/L	N/A	N/A	46.2		92		80-120			
1,3-Dichlorobenzene	9D07001		50.000	ug/L	N/A	N/A	46.7		93		80-120			
1,4-Dichlorobenzene	9D07001		50.000	ug/L	N/A	N/A	46.1		92		80-120			
Dichlorodifluoromethane	9D07001		50.000	ug/L	N/A	N/A	44.4		89		80-120			
1,1-Dichloroethane	9D07001		50.000	ug/L	N/A	N/A	47.7		95		80-120			
1,2-Dichloroethane	9D07001		50.000	ug/L	N/A	N/A	50.2		100		80-120			
1,1-Dichloroethene	9D07001		50.000	ug/L	N/A	N/A	51.7		103		80-120			
cis-1,2-Dichloroethene	9D07001		50.000	ug/L	N/A	N/A	44.9		90		80-120			
trans-1,2-Dichloroethene	9D07001		50.000	ug/L	N/A	N/A	49.4		99		80-120			
1,2-Dichloropropane	9D07001		50.000	ug/L	N/A	N/A	44.3		89		80-120			
1,3-Dichloropropane	9D07001		50.000	ug/L	N/A	N/A	49.7		99		80-120			
2,2-Dichloropropane	9D07001		50.000	ug/L	N/A	N/A	50.9		102		80-120			
1,1-Dichloropropene	9D07001		50.000	ug/L	N/A	N/A	49.5		99		80-120			
cis-1,3-Dichloropropene	9D07001		50.000	ug/L	N/A	N/A	46.8		94		80-120			
trans-1,3-Dichloropropene	9D07001		50.000	ug/L	N/A	N/A	50.2		100		80-120			
2,3-Dichloropropene	9D07001		50.000	ug/L	N/A	N/A	47.8		96		80-120			
Isopropyl Ether	9D07001		50.000	ug/L	N/A	N/A	43.6		87		80-120			
Ethylbenzene	9D07001		50.000	ug/L	N/A	N/A	46.0		92		80-120			
Hexachlorobutadiene	9D07001		50.000	ug/L	N/A	N/A	42.5		85		80-120			
Isopropylbenzene	9D07001		50.000	ug/L	N/A	N/A	51.6		103		80-120			
p-Isopropyltoluene	9D07001		50.000	ug/L	N/A	N/A	53.0		106		80-120			
Methylene Chloride	9D07001		50.000	ug/L	N/A	N/A	45.8		92		80-120			



GILES ENGINEERING - WISCONSIN  
 N8 W22350 Johnson Road  
 Waukesha, WI 53186  
 Mr. Steve Thuemling

Work Order: WSD0127  
 Project: 1E-0807003 Milwaukee, WI  
 Project Number: Lincoln Memorial Drive

Received: 04/02/09  
 Reported: 04/09/09 14:53

### CCV QC DATA

Analyte	Seq/ Batch	Source Result	Spike Level	Units	MDL	MRL	Result	Dup Result	% REC	Dup %REC	% REC Limits	RPD RPD	RPD Limit	Q
<b>VOCs by SW8260B</b>														
Methyl tert-Butyl Ether	9D07001		50.000	ug/L	N/A	N/A	54.5		109		80-120			
Naphthalene	9D07001		50.000	ug/L	N/A	N/A	52.7		105		80-120			
n-Propylbenzene	9D07001		50.000	ug/L	N/A	N/A	51.9		104		80-120			
Styrene	9D07001		50.000	ug/L	N/A	N/A	50.2		100		80-120			
1,1,1,2-Tetrachloroethane	9D07001		50.000	ug/L	N/A	N/A	50.1		100		80-120			
1,1,2,2-Tetrachloroethane	9D07001		50.000	ug/L	N/A	N/A	50.9		102		80-120			
Tetrachloroethene	9D07001		50.000	ug/L	N/A	N/A	47.8		96		80-120			
Toluene	9D07001		50.000	ug/L	N/A	N/A	44.1		88		80-120			
1,2,3-Trichlorobenzene	9D07001		50.000	ug/L	N/A	N/A	50.5		101		80-120			
1,2,4-Trichlorobenzene	9D07001		50.000	ug/L	N/A	N/A	49.7		99		80-120			
1,1,1-Trichloroethane	9D07001		50.000	ug/L	N/A	N/A	49.6		99		80-120			
1,1,2-Trichloroethane	9D07001		50.000	ug/L	N/A	N/A	50.0		100		80-120			
Trichloroethene	9D07001		50.000	ug/L	N/A	N/A	48.1		96		80-120			
Trichlorofluoromethane	9D07001		50.000	ug/L	N/A	N/A	57.0		114		80-120			
1,2,3-Trichloropropane	9D07001		50.000	ug/L	N/A	N/A	52.4		105		80-120			
1,2,4-Trimethylbenzene	9D07001		50.000	ug/L	N/A	N/A	52.2		104		80-120			
1,3,5-Trimethylbenzene	9D07001		50.000	ug/L	N/A	N/A	51.6		103		80-120			
Vinyl chloride	9D07001		50.000	ug/L	N/A	N/A	50.2		100		80-120			
Xylenes, Total	9D07001		150.00	ug/L	N/A	N/A	141		94		80-120			
Surrogate: Dibromofluoromethane	9D07001			ug/L					100		80-120			
Surrogate: Toluene-d8	9D07001			ug/L					94		80-120			
Surrogate: 4-Bromofluorobenzene	9D07001			ug/L					104		80-120			

GILES ENGINEERING - WISCONSIN  
 N8 W22350 Johnson Road  
 Waukesha, WI 53186  
 Mr. Steve Thuemling

Work Order: WSD0127  
 Project: 1E-0807003 Milwaukee, WI  
 Project Number: Lincoln Memorial Drive

Received: 04/02/09  
 Reported: 04/09/09 14:53

### LABORATORY DUPLICATE QC DATA

Analyte	Seq/ Batch	Source Result	Spike Level	Units	MDL	MRL	Result	% REC	Dup %REC	% REC Limits	RPD RPD	RPD Limit	Q
<b>General Chemistry Parameters</b>													
<b>QC Source Sample: WSD0137-05</b>													
Total Suspended Solids	9040158	58.0		mg/L	1.0	3.3	62.0				7	26	
<b>QC Source Sample: WSD0137-06</b>													
Total Suspended Solids	9040158	36.0		mg/L	1.0	3.3	34.0				6	26	

GILES ENGINEERING - WISCONSIN  
 N8 W22350 Johnson Road  
 Waukesha, WI 53186  
 Mr. Steve Thuemling

Work Order: WSD0127  
 Project: 1E-0807003 Milwaukee, WI  
 Project Number: Lincoln Memorial Drive

Received: 04/02/09  
 Reported: 04/09/09 14:53

### LCS/LCS DUPLICATE QC DATA

Analyte	Seq/ Batch	Source Result	Spike Level	Units	MDL	MRL	Result	Dup Result	% REC	Dup %REC	% REC Limits	RPD RPD	RPD Limit	Q
<b>Metals Dissolved</b>														
Mercury	9040092		0.0025 000	mg/L	0.000065	0.00023	0.00259		103		78-131			
Cadmium	9040172		1.0000	mg/L	0.0011	0.0040	0.903		90		83-109			
Chromium	9040172		1.0000	mg/L	0.0021	0.0072	0.926		93		84-110			
Copper	9040172		2.0000	mg/L	0.018	0.065	1.87		93		84-111			
Lead	9040172		2.0000	mg/L	0.013	0.047	1.85		93		84-110			
Nickel	9040172		2.0000	mg/L	0.0040	0.014	1.85		92		83-108			
Zinc	9040172		1.0000	mg/L	0.0028	0.0095	0.928		93		82-111			
<b>Polychlorinated Biphenyls by EPA Method 8082</b>														
PCB-1016	9040178		2.5000	ug/L	0.062	0.21	1.970		79		75-125			
PCB-1221	9040178			ug/L	0.17	0.56	<0.17				75-125			
PCB-1232	9040178			ug/L	0.065	0.22	<0.065				75-125			
PCB-1242	9040178			ug/L	0.23	0.78	<0.23				75-125			
PCB-1248	9040178			ug/L	0.062	0.21	<0.062				75-125			
PCB-1254	9040178			ug/L	0.075	0.25	<0.075				75-125			
PCB-1260	9040178		2.5000	ug/L	0.070	0.23	2.000		80		75-125			
Surrogate: Decachlorobiphenyl	9040178			ug/L					78		60-150			
Surrogate: Tetrachloro-meta-xylene	9040178			ug/L					75		60-150			

GILES ENGINEERING - WISCONSIN  
 N8 W22350 Johnson Road  
 Waukesha, WI 53186  
 Mr. Steve Thuemling

Work Order: WSD0127  
 Project: 1E-0807003 Milwaukee, WI  
 Project Number: Lincoln Memorial Drive

Received: 04/02/09  
 Reported: 04/09/09 14:53

### LCS/LCS DUPLICATE QC DATA

Analyte	Seq/ Batch	Source Result	Spike Level	Units	MDL	LOQ	Result	Dup Result	% REC	Dup %REC	% REC Limits	RPD RPD	RPD Limit	Q
<b>Semivolatile Organic Compounds by EPA Method 8270C</b>														
Acenaphthene	9040779		50.0	ug/L	N/A	3.33	41.1		82		49-107			MNR1
Acenaphthylene	9040779		50.0	ug/L	N/A	3.33	41.0		82		50-108			MNR1
Anthracene	9040779		50.0	ug/L	N/A	3.33	46.6		93		45-133			MNR1
Benzo (a) anthracene	9040779		50.0	ug/L	N/A	3.33	43.8		88		53-118			MNR1
Benzo (a) pyrene	9040779		50.0	ug/L	N/A	3.33	44.6		89		35-138			MNR1
Benzo (b) fluoranthene	9040779		50.0	ug/L	N/A	3.33	46.7		93		50-122			MNR1
Benzo (g,h,i) perylene	9040779		50.0	ug/L	N/A	3.33	43.1		86		47-123			MNR1
Benzo (k) fluoranthene	9040779		50.0	ug/L	N/A	3.33	39.6		79		46-125			MNR1
4-Bromophenyl phenyl ether	9040779		50.0	ug/L	N/A	11.0	45.0		90		48-107			MNR1
Butyl benzyl phthalate	9040779		50.0	ug/L	N/A	11.0	51.4		103		55-134			MNR1
Carbazole	9040779		50.0	ug/L	N/A	11.0	43.7		87		55-119			MNR1
4-Chloro-3-methylphenol	9040779		50.0	ug/L	N/A	15.0	33.4		67		33-122			MNR1
4-Chloroaniline	9040779		50.0	ug/L	N/A	15.0	30.5		61		39-108			MNR1
Bis(2-chloroethoxy)methane	9040779		50.0	ug/L	N/A	14.0	35.5		71		48-107			MNR1
Bis(2-chloroethyl)ether	9040779		50.0	ug/L	N/A	15.7	36.3		73		48-104			MNR1
Bis(2-chloroisopropyl)ether	9040779		50.0	ug/L	N/A	14.0	38.4		77		46-105			MNR1
2-Chloronaphthalene	9040779		50.0	ug/L	N/A	11.7	38.9		78		42-103			MNR1
2-Chlorophenol	9040779		50.0	ug/L	N/A	13.7	30.2		60		35-112			MNR1
4-Chlorophenyl phenyl ether	9040779		50.0	ug/L	N/A	8.67	42.8		86		50-116			MNR1
Chrysene	9040779		50.0	ug/L	N/A	3.33	42.2		84		53-116			MNR1
Dibenz (a,h) anthracene	9040779		50.0	ug/L	N/A	3.33	44.1		88		50-124			MNR1
Dibenzofuran	9040779		50.0	ug/L	N/A	9.67	40.8		82		53-114			MNR1
Di-n-butyl phthalate	9040779		50.0	ug/L	N/A	11.0	48.8		98		56-126			MNR1
1,4-Dichlorobenzene	9040779		50.0	ug/L	N/A	19.3	35.2		70		28-100			MNR1
1,2-Dichlorobenzene	9040779		50.0	ug/L	N/A	21.0	35.8		72		29-100			MNR1
1,3-Dichlorobenzene	9040779		50.0	ug/L	N/A	20.0	34.9		70		28-100			MNR1
3,3-Dichlorobenzidine	9040779		50.0	ug/L	N/A	6.67	36.9		74		37-122			MNR1
2,4-Dichlorophenol	9040779		50.0	ug/L	N/A	11.0	30.9		62		37-117			MNR1
Diethyl phthalate	9040779		50.0	ug/L	N/A	11.0	46.5		93		49-119			MNR1
2,4-Dimethylphenol	9040779		50.0	ug/L	N/A	13.7	32.5		65		10-131			MNR1
Dimethyl phthalate	9040779		50.0	ug/L	N/A	11.0	45.6		91		42-126			MNR1
4,6-Dinitro-2-methylphenol	9040779		50.0	ug/L	N/A	11.0	43.0		86		28-135			MNR1
2,4-Dinitrophenol	9040779		50.0	ug/L	N/A	11.3	44.0		88		10-150			MNR1
2,6-Dinitrotoluene	9040779		50.0	ug/L	N/A	7.33	45.6		91		56-122			MNR1
2,4-Dinitrotoluene	9040779		50.0	ug/L	N/A	11.0	48.4		97		56-118			MNR1
Di-n-octyl phthalate	9040779		50.0	ug/L	N/A	11.0	52.5		105		46-141			MNR1
Bis(2-ethylhexyl)phthalate	9040779		50.0	ug/L	N/A	11.0	48.8		98		54-127			MNR1
Fluoranthene	9040779		50.0	ug/L	N/A	3.33	44.1		88		55-120			MNR1
Fluorene	9040779		50.0	ug/L	N/A	3.33	42.0		84		53-113			MNR1
Hexachlorobenzene	9040779		50.0	ug/L	N/A	10.0	41.6		83		55-122			MNR1
Hexachlorobutadiene	9040779		50.0	ug/L	N/A	17.0	35.4		71		23-106			MNR1
Hexachlorocyclopentadiene	9040779		50.0	ug/L	N/A	11.0	31.4		63		10-106			MNR1
Hexachloroethane	9040779		50.0	ug/L	N/A	19.7	36.4		73		25-100			MNR1
Indeno (1,2,3-cd) pyrene	9040779		50.0	ug/L	N/A	3.33	44.4		89		50-123			MNR1
Isophorone	9040779		50.0	ug/L	N/A	15.7	38.9		78		38-107			MNR1

GILES ENGINEERING - WISCONSIN  
 N8 W22350 Johnson Road  
 Waukesha, WI 53186  
 Mr. Steve Thuemling

Work Order: WSD0127  
 Project: 1E-0807003 Milwaukee, WI  
 Project Number: Lincoln Memorial Drive

Received: 04/02/09  
 Reported: 04/09/09 14:53

### LCS/LCS DUPLICATE QC DATA

Analyte	Seq/ Batch	Source Result	Spike Level	Units	MDL	LOQ	Result	Dup Result	% REC	Dup %REC	% REC Limits	RPD RPD	RPD Limit	Q
<b>Semivolatile Organic Compounds by EPA Method 8270C</b>														
2-Methylnaphthalene	9040779		50.0	ug/L	N/A	3.33	33.3		67		35-105			MNR1
2-Methylphenol	9040779		50.0	ug/L	N/A	11.7	27.6		55		21-108			MNR1
3/4-Methylphenol	9040779		50.0	ug/L	N/A	15.3	29.0		58		20-109			MNR1
Naphthalene	9040779		50.0	ug/L	N/A	3.33	33.0		66		39-150			MNR1
3-Nitroaniline	9040779		50.0	ug/L	N/A	11.0	38.5		77		48-123			MNR1
2-Nitroaniline	9040779		50.0	ug/L	N/A	11.0	41.4		83		56-125			MNR1
4-Nitroaniline	9040779		50.0	ug/L	N/A	11.0	39.0		78		49-127			MNR1
Nitrobenzene	9040779		50.0	ug/L	N/A	11.7	33.6		67		39-100			MNR1
4-Nitrophenol	9040779		50.0	ug/L	N/A	14.3	16.8		34		10-100			MNR1
2-Nitrophenol	9040779		50.0	ug/L	N/A	10.7	31.7		63		38-116			MNR1
N-Nitrosodiphenylamine	9040779		50.0	ug/L	N/A	11.0	45.7		91		59-147			MNR1
N-Nitrosodi-n-propylamine	9040779		50.0	ug/L	N/A	13.0	39.7		79		51-111			MNR1
Pentachlorophenol	9040779		50.0	ug/L	N/A	11.0	44.0		88		34-147			MNR1
Phenanthrene	9040779		50.0	ug/L	N/A	3.33	42.7		85		53-116			MNR1
Phenol	9040779		50.0	ug/L	N/A	11.0	13.3		27		11-100			MNR1
Pyrene	9040779		50.0	ug/L	N/A	3.33	44.4		89		53-123			MNR1
1,2,4-Trichlorobenzene	9040779		50.0	ug/L	N/A	14.3	32.2		64		24-100			MNR1
1-Methylnaphthalene	9040779		50.0	ug/L	N/A	3.33	31.2		62		28-100			MNR1
2,4,6-Trichlorophenol	9040779		50.0	ug/L	N/A	11.0	38.5		77		51-121			MNR1
2,4,5-Trichlorophenol	9040779		50.0	ug/L	N/A	11.0	40.1		80		45-127			MNR1
Surrogate: Terphenyl-d14	9040779			ug/L					81		21-123			
Surrogate: 2,4,6-Tribromophenol	9040779			ug/L					83		23-129			
Surrogate: Phenol-d5	9040779			ug/L					23		10-100			
Surrogate: 2-Fluorobiphenyl	9040779			ug/L					73		34-108			
Surrogate: 2-Fluorophenol	9040779			ug/L					36		10-100			
Surrogate: Nitrobenzene-d5	9040779			ug/L					64		29-116			



GILES ENGINEERING - WISCONSIN  
 N8 W22350 Johnson Road  
 Waukesha, WI 53186  
 Mr. Steve Thuemling

Work Order: WSD0127  
 Project: 1E-0807003 Milwaukee, WI  
 Project Number: Lincoln Memorial Drive

Received: 04/02/09  
 Reported: 04/09/09 14:53

### MATRIX SPIKE/MATRIX SPIKE DUPLICATE QC DATA

Analyte	Seq/ Batch	Source Result	Spike Level	Units	MDL	MRL	Result	Dup Result	% REC	Dup %REC	% REC Limits	RPD	RPD Limit	Q
<b>Metals Dissolved</b>														
<b>QC Source Sample: WSD0127-01</b>														
Mercury	9040092	<0.000065	0.0025	mg/L	0.000065	0.00023	0.00238	0.00242	95	97	67-141	2	13	
<b>QC Source Sample: WSD0200-01</b>														
Cadmium	9040172	<0.0011	1.0000	mg/L	0.0011	0.0040	0.915	0.919	91	92	65-118	1	18	
Chromium	9040172	<0.0021	1.0000	mg/L	0.0021	0.0072	0.946	0.952	95	95	63-122	1	21	
Copper	9040172	<0.018	2.0000	mg/L	0.018	0.065	1.87	1.87	94	94	69-123	0	25	
Lead	9040172	0.0221	2.0000	mg/L	0.013	0.047	1.87	1.88	92	93	67-120	1	18	
Nickel	9040172	0.0115	2.0000	mg/L	0.0040	0.014	1.86	1.87	93	93	63-117	0	21	
Zinc	9040172	0.146	1.0000	mg/L	0.0028	0.0095	1.11	1.11	96	97	63-125	0	30	
<b>Polychlorinated Biphenyls by EPA Method 8082</b>														
<b>QC Source Sample: WSD0127-01</b>														
PCB-1016	9040178	<0.062	5.1020	ug/L	0.13	0.43	3.724	3.663	73	72	0-200	2	200	
PCB-1221	9040178	<0.17		ug/L	0.35	1.1	<0.35	<0.35			0-200		200	
PCB-1232	9040178	<0.065		ug/L	0.13	0.45	<0.13	<0.13			0-200		200	
PCB-1242	9040178	<0.23		ug/L	0.47	1.6	<0.47	<0.47			0-200		200	
PCB-1248	9040178	<0.062		ug/L	0.13	0.43	<0.13	<0.13			0-200		200	
PCB-1254	9040178	<0.075		ug/L	0.15	0.51	<0.15	<0.15			0-200		200	
PCB-1260	9040178	<0.070	5.1020	ug/L	0.14	0.47	3.755	3.724	74	73	0-200	1	200	
Surrogate: Decachlorobiphenyl	9040178			ug/L					62	58	60-150			Z5
Surrogate: Tetrachloro-meta-xylene	9040178			ug/L					70	72	60-150			
<b>VOCs by SW8260B</b>														
<b>QC Source Sample: WSD0125-14</b>														
Benzene	9040169	<0.20	50.000	ug/L	0.20	0.67	48.6	49.3	97	99	79-123	1	20	
Bromobenzene	9040169	<0.20	50.000	ug/L	0.20	0.67	48.7	52.4	97	105	83-117	7	24	
Bromochloromethane	9040169	<0.50	50.000	ug/L	0.50	1.7	55.5	56.4	111	113	78-113	2	14	
Bromodichloromethane	9040169	<0.20	50.000	ug/L	0.20	0.67	55.0	51.2	110	102	84-119	7	19	
Bromoform	9040169	<0.20	50.000	ug/L	0.20	0.67	53.9	53.8	108	108	79-124	0	26	
Bromomethane	9040169	<0.50	50.000	ug/L	0.50	1.7	58.0	55.3	116	111	70-133	5	18	
n-Butylbenzene	9040169	<0.20	50.000	ug/L	0.20	0.67	56.6	58.7	113	117	75-138	4	19	
sec-Butylbenzene	9040169	<0.25	50.000	ug/L	0.25	0.83	53.4	54.4	107	109	79-136	2	19	
tert-Butylbenzene	9040169	<0.20	50.000	ug/L	0.20	0.67	50.6	52.7	101	105	83-128	4	17	
Carbon Tetrachloride	9040169	<0.50	50.000	ug/L	0.50	1.7	51.3	50.1	103	100	88-131	2	17	
Chlorobenzene	9040169	<0.20	50.000	ug/L	0.20	0.67	50.0	49.6	100	99	86-115	1	16	
Chlorodibromomethane	9040169	<0.20	50.000	ug/L	0.20	0.67	57.0	52.7	114	105	84-120	8	23	
Chloroethane	9040169	<1.0	50.000	ug/L	1.0	3.3	57.2	51.8	114	104	75-131	10	17	
Chloroform	9040169	<0.20	50.000	ug/L	0.20	0.67	49.3	49.6	99	99	83-120	1	14	
Chloromethane	9040169	<0.30	50.000	ug/L	0.30	1.0	45.6	45.0	91	90	62-129	1	16	
2-Chlorotoluene	9040169	<0.50	50.000	ug/L	0.50	1.7	51.7	49.8	103	100	80-131	4	26	
4-Chlorotoluene	9040169	<0.20	50.000	ug/L	0.20	0.67	52.2	52.0	104	104	80-132	0	26	
1,2-Dibromo-3-chloropropane	9040169	<0.50	50.000	ug/L	0.50	1.7	57.6	58.4	115	117	70-122	2	26	
1,2-Dibromoethane (EDB)	9040169	<0.20	50.000	ug/L	0.20	0.67	50.9	50.9	102	102	83-114	0	19	
Dibromomethane	9040169	<0.20	50.000	ug/L	0.20	0.67	53.4	48.8	107	98	81-116	9	26	
1,2-Dichlorobenzene	9040169	<0.20	50.000	ug/L	0.20	0.67	52.7	52.0	105	104	81-118	1	23	
1,3-Dichlorobenzene	9040169	<0.20	50.000	ug/L	0.20	0.67	49.2	48.8	98	98	80-121	1	21	
1,4-Dichlorobenzene	9040169	<0.50	50.000	ug/L	0.50	1.7	47.7	48.6	95	97	80-116	2	21	
Dichlorodifluoromethane	9040169	<0.50	50.000	ug/L	0.50	1.7	44.8	43.4	90	87	74-135	3	19	
1,1-Dichloroethane	9040169	<0.50	50.000	ug/L	0.50	1.7	52.0	47.3	104	95	77-128	10	18	

GILES ENGINEERING - WISCONSIN  
 N8 W22350 Johnson Road  
 Waukesha, WI 53186  
 Mr. Steve Thuemling

Work Order: WSD0127  
 Project: 1E-0807003 Milwaukee, WI  
 Project Number: Lincoln Memorial Drive

Received: 04/02/09  
 Reported: 04/09/09 14:53

## MATRIX SPIKE/MATRIX SPIKE DUPLICATE QC DATA

Analyte	Seq/ Batch	Source Result	Spike Level	Units	MDL	MRL	Result	Dup Result	% REC	Dup %REC	% REC Limits	RPD	RPD Limit	Q
<b>VOCs by SW8260B</b>														
<b>QC Source Sample: WSD0125-14</b>														
1,2-Dichloroethane	9040169	<0.50	50.000	ug/L	0.50	1.7	48.1	47.3	96	95	80-123	2	19	
1,1-Dichloroethane	9040169	<0.50	50.000	ug/L	0.50	1.7	52.0	52.0	104	104	84-131	0	18	
cis-1,2-Dichloroethane	9040169	<0.50	50.000	ug/L	0.50	1.7	47.4	47.3	95	95	82-121	0	17	
trans-1,2-Dichloroethane	9040169	<0.50	50.000	ug/L	0.50	1.7	51.0	52.9	102	106	82-126	4	23	
1,2-Dichloropropane	9040169	<0.50	50.000	ug/L	0.50	1.7	50.6	48.4	101	97	72-123	4	18	
1,3-Dichloropropane	9040169	<0.25	50.000	ug/L	0.25	0.83	53.0	50.4	106	101	79-119	5	24	
2,2-Dichloropropane	9040169	<0.50	50.000	ug/L	0.50	1.7	51.6	51.4	103	103	82-136	0	16	
1,1-Dichloropropene	9040169	<0.50	50.000	ug/L	0.50	1.7	51.3	50.5	103	101	85-127	2	16	
cis-1,3-Dichloropropene	9040169	<0.20	50.000	ug/L	0.20	0.67	53.6	50.9	107	102	83-120	5	20	
trans-1,3-Dichloropropene	9040169	<0.20	50.000	ug/L	0.20	0.67	52.5	49.1	105	98	82-121	7	26	
Isopropyl Ether	9040169	<0.50	50.000	ug/L	0.50	1.7	47.2	45.2	94	90	65-133	4	20	
Ethylbenzene	9040169	<0.50	50.000	ug/L	0.50	1.7	51.4	47.0	103	94	84-122	9	16	
Hexachlorobutadiene	9040169	<0.50	50.000	ug/L	0.50	1.7	48.6	50.4	97	101	56-137	4	20	
Isopropylbenzene	9040169	<0.20	50.000	ug/L	0.20	0.67	55.2	54.6	110	109	79-136	1	22	
p-Isopropyltoluene	9040169	<0.20	50.000	ug/L	0.20	0.67	56.9	57.8	114	116	75-141	2	20	
Methylene Chloride	9040169	<1.0	50.000	ug/L	1.0	3.3	44.0	42.9	88	86	77-123	3	24	
Methyl tert-Butyl Ether	9040169	<0.50	50.000	ug/L	0.50	1.7	50.7	51.2	101	102	76-125	1	18	
Naphthalene	9040169	<0.25	50.000	ug/L	0.25	0.83	54.4	55.5	109	111	62-130	2	24	
n-Propylbenzene	9040169	<0.50	50.000	ug/L	0.50	1.7	50.7	56.9	101	114	83-130	12	23	
Styrene	9040169	<0.50	50.000	ug/L	0.50	1.7	55.1	56.3	110	113	82-126	2	14	
1,1,1,2-Tetrachloroethane	9040169	<0.25	50.000	ug/L	0.25	0.83	52.0	49.3	104	99	86-120	5	17	
1,1,2,2-Tetrachloroethane	9040169	<0.20	50.000	ug/L	0.20	0.67	52.7	54.2	105	108	75-122	3	26	
Tetrachloroethene	9040169	52.0	50.000	ug/L	0.50	1.7	101	104	98	103	86-124	3	18	
Toluene	9040169	<0.50	50.000	ug/L	0.50	1.7	51.0	47.9	102	96	86-120	6	18	
1,2,3-Trichlorobenzene	9040169	<0.25	50.000	ug/L	0.25	0.83	53.3	54.8	107	110	64-126	3	24	
1,2,4-Trichlorobenzene	9040169	<0.25	50.000	ug/L	0.25	0.83	52.5	54.5	105	109	67-128	4	21	
1,1,1-Trichloroethane	9040169	<0.50	50.000	ug/L	0.50	1.7	49.0	49.7	98	99	87-128	1	19	
1,1,2-Trichloroethane	9040169	<0.25	50.000	ug/L	0.25	0.83	53.8	50.3	108	101	82-117	7	28	
Trichloroethene	9040169	0.280	50.000	ug/L	0.20	0.67	57.3	54.8	114	109	90-118	4	18	
Trichlorofluoromethane	9040169	<0.50	50.000	ug/L	0.50	1.7	53.6	51.0	107	102	80-143	5	19	
1,2,3-Trichloropropane	9040169	<0.50	50.000	ug/L	0.50	1.7	53.5	53.8	107	108	77-120	1	26	
1,2,4-Trimethylbenzene	9040169	<0.20	50.000	ug/L	0.20	0.67	54.0	54.0	108	108	77-135	0	24	
1,3,5-Trimethylbenzene	9040169	<0.20	50.000	ug/L	0.20	0.67	53.8	52.1	108	104	79-132	3	24	
Vinyl chloride	9040169	<0.20	50.000	ug/L	0.20	0.67	49.9	47.2	100	94	72-137	5	17	
Xylenes, Total	9040169	<0.50	150.00	ug/L	0.50	1.7	152	153	101	102	85-121	1	13	
Surrogate: Dibromofluoromethane	9040169			ug/L					98	97	82-122			
Surrogate: Toluene-d8	9040169			ug/L					100	98	86-117			
Surrogate: 4-Bromofluorobenzene	9040169			ug/L					100	103	83-118			

GILES ENGINEERING - WISCONSIN  
N8 W22350 Johnson Road  
Waukesha, WI 53186  
Mr. Steve Thuemling

Work Order: WSD0127  
Project: 1E-0807003 Milwaukee, WI  
Project Number: Lincoln Memorial Drive

Received: 04/02/09  
Reported: 04/09/09 14:53

## CERTIFICATION SUMMARY

### TestAmerica Watertown

Method	Matrix	Nelac	Wisconsin
EPA 160.2	Water - NonPotable	X	X
SW 6010B	Water - NonPotable	X	X
SW 7470A	Water - NonPotable		X
SW 8082	Water - NonPotable		X
SW 8260B	Water - NonPotable	X	X

### Subcontracted Laboratories

TestAmerica Analytical - Nashville NELAC Cert #200010, Wisconsin Cert #998020430, Illinois Cert #200010, Minnesota Cert #047-999-345, Iowa Cert #131, North Dakota Cert #R-146  
2960 Foster Creighton Drive - Nashville, TN 37204

Method Performed: SW846 8270C  
Samples: WSD0127-01

GILES ENGINEERING - WISCONSIN  
N8 W22350 Johnson Road  
Waukesha, WI 53186  
Mr. Steve Thuemling

Work Order: WSD0127  
Project: 1E-0807003 Milwaukee, WI  
Project Number: Lincoln Memorial Drive

Received: 04/02/09  
Reported: 04/09/09 14:53

## DATA QUALIFIERS AND DEFINITIONS

- J** Results reported between the Method Detection Limit (MDL) and Limit of Quantitation (LOQ) are less certain than results at or above the LOQ.
- MNR1** There was no MS/MSD analyzed with this batch due to insufficient sample volume. See Blank Spike.
- Z2** Surrogate recovery was above the acceptance limits. Data not impacted.
- Z5** Due to sample matrix effects, the surrogate recovery was outside acceptance limits. Secondary surrogate recovery was within the acceptance limits.

## ADDITIONAL COMMENTS

Results are reported on a wet weight basis unless otherwise noted.







## Contract Laboratory Program

### Sample Delivery Group (SDG) Cover Sheet

SDG Number E3ZR6

Laboratory Name Kap Technologies Inc Lab Code KAP

Contract No. EPW05032 Case No. 38637

Analysis Price \_\_\_\_\_ SDG Turnaround 21 Days/PR

#### EPA Sample Numbers in SDG (Listed in Numerical Order)

1) E3ZR6	7)	13)	19)
2)	8)	14)	20)
3)	9)	15)	21)
4)	10)	16)	22)
5)	11)	17)	23)
6)	12)	18)	24)

First Sample in SDG

E3ZR6

Last Sample in SDG

First Sample Receipt Date

06/05/09

Last Sample Receipt

**Note:** There are a maximum of 20 field samples [excluding Performance Evaluation (PE) samples] in an

SDG. Attach the TR/COC Records to this form in alphanumeric order (the order listed above on this form).

Signature \_\_\_\_\_

Date \_\_\_\_\_



**USEPA Contract Laboratory Program  
Organic Traffic Report & Chain of Custody Record**

Case No: 38637  
 DAS No: 09CK15  
 SDG No: E3ZR6

For Lab Use Only  
 Lab Contract No: EPW05032  
 Unit Price:  
 Transfer To:  
 Lab Contract No:  
 Unit Price:

Date Shipped: 6/4/2009  
 Carrier Name: FedEx  
 Airbill: 8638 3300 5642  
 Shipped to:  
 KAP TECHNOLOGIES  
 9391 GROGAN'S MILL ROAD  
 SUITE A2  
 THE WOODLANDS, TX 77380

Chain of Custody Record	Sampler Signature	Received By	(Date / Time)
1	<i>mm-a</i>	<i>mm-a</i>	<i>mm-a</i>
2			
3	<i>Nicole Hogue</i>		
4			

ORGANIC SAMPLE No. E3ZR6

MATRIX/ SAMPLER Other (Unknown)  
 CONC/ TYPE L/G

ANALYSIS/ TURNAROUND PCBs-Arocl (21)

PRESERVATIVE/ Bottles 5C-124801 (Ice Only) (1)

STATION LOCATION Dewatering Cell-01

SAMPLE COLLECT DATE/TIME 6/4/09 1633

FOR LAB USE ONLY SAMPLE No. S-2433.01

Shipment for Case Complete? N	Sample(s) to be used for laboratory QC:	Additional Sampler Signature(s):	Cooler Temperature Upon Receipt: 1.1°C	Chain of Custody Seal Number: 105039, 105040
Analysis Key: PCBs-Arocl = PCBs- Aroclors	Concentration: L = Low, M = Low/Medium, H = High	Type/Designate: Composite = C, Grab = G	Custody Seal Intact? <input checked="" type="checkbox"/>	Shipment Iced? <input checked="" type="checkbox"/>

1H - FORM I ARO  
 AROCLOR ORGANICS ANALYSIS DATA SHEET

EPA SAMPLE NO.

E3ZR6

Lab Name: KAP TECHNOLOGIES, INC. Contract: EPW05032  
 Lab Code: KAP Case No.: 38637 Mod Ref No.: \_\_\_\_\_ SDG No.: E3ZR6  
 Matrix: (SOIL/SED/WATER) WATER Lab Sample ID: S-2433.01  
 Sample wt/vol: 1000 (g/mL) ML Lab File ID: P23447  
 % Moisture: \_\_\_\_\_ Decanted: (Y/N) N Date Received: 06/05/2009  
 Extraction: (Type) SEPF Date Extracted: 06/04/2009  
 Concentrated Extract Volume: 10000 (uL) Date Analyzed: 06/10/2009  
 Injection Volume: 1.0 (uL) GPC Factor: \_\_\_\_\_ Dilution Fact 1.0  
 GPC Cleanup: (Y/N) N pH: \_\_\_\_\_ Sulfur Cleanup: (Y/N) N  
 Acid Cleanup: (Y/N) Y

CAS No.	COMPOUND	CONCENTRATION UNITS: (ug/L or ug/Kg) UG/L	Q
12674-11-2	Aroclor-1016	1.0	U
11104-28-2	Aroclor-1221	1.0	U
11141-16-5	Aroclor-1232	1.0	U
53469-21-9	Aroclor-1242	1.0	U
12672-29-6	Aroclor-1248	1.0	U
11097-69-1	Aroclor-1254	1.0	U
11096-82-5	Aroclor-1260	1.0	U
37324-23-5	Aroclor-1262	1.0	U
11100-14-4	Aroclor-1268	1.0	U



## Contract Laboratory Program

### Sample Delivery Group (SDG) Cover Sheet

SDG Number E3ZR6

Laboratory Name Kap Technologies Inc Lab Code KAP

Contract No. EPW05032 Case No. 38637

Analysis Price \_\_\_\_\_ SDG Turnaround 21 Days/PR

#### EPA Sample Numbers in SDG (Listed in Numerical Order)

1) E3ZR6	7)	13)	19)
2) E3ZR7	8)	14)	20)
3)	9)	15)	21)
4)	10)	16)	22)
5)	11)	17)	23)
6)	12)	18)	24)

First Sample in SDG

E3ZR6

Last Sample in SDG

E3ZR7

First Sample Receipt Date

06/05/09

Last Sample Receipt

06/10/09

**Note:** There are a maximum of 20 field samples [excluding Performance Evaluation (PE) samples] in an

SDG. Attach the TR/COC Records to this form in alphanumeric order (the order listed above on this form).

Signature \_\_\_\_\_

Date \_\_\_\_\_

6/11/09



**USEPA Contract Laboratory Program  
Organic Traffic Report & Chain of Custody Record**

Case No: 38637  
DAS No: 09CK15  
SDG No: E3ZRL6

For Lab Use Only  
Lab Contract No: EPW05032  
Unit Price:  
Transfer To:  
Lab Contract No:  
Unit Price:

Chain of Custody Record		Sampler Signature	STATION LOCATION	SAMPLE COLLECT DATE/TIME	FOR LAB USE ONLY Sample Condition On Receipt
Relinquished By	(Date / Time)	Received By			
1 m.a. Jell	6/9/09 18:15	m.a. Jell	Dewatering Cell-02	6/9/2009 17:13	S-2441.01
2					
3		Nicole Hogan			
4		6-10-09 19:30			

Date Shipped: 6/9/2009  
Carrier Name: FedEx  
Airbill: 8638 3300 5620  
Shipped to:  
KAP TECHNOLOGIES  
9391 GROGAN'S MILL ROAD  
SUITE A-2  
THE WOODLANDS, TX 77380

ORGANIC SAMPLE No.	MATRIX/ SAMPLER	CONC/ TYPE	ANALYSIS/ TURNAROUND	TAG No./ PRESERVATIVE/ Bottles	STATION LOCATION	SAMPLE COLLECT DATE/TIME	FOR LAB USE ONLY Sample Condition On Receipt
E3ZR7	Other (Unknown) MacGregor, Raddeman, Paukner	L/G	PCBs-Arocl (21)	5C-124802 (Ice Only) (1)	Dewatering Cell-02	6/9/2009 17:13	S-2441.01

✓ LEHMAN  
72 Hour Prelims please

Shipment for Case Complete? <input checked="" type="checkbox"/>	Sample(s) to be used for laboratory QC:	Additional Sampler Signature(s):	Cooler Temperature Upon Receipt: 1.2°C	Chain of Custody Seal Number: 105 041 / 105 042
Analysis Key: PCBs-Arocl = PCBs- Aroclors	Concentration: L = Low, M = Low/Medium, H = High	Type/Designate: Composite = C, Grab = G	Custody Seal Intact? <input checked="" type="checkbox"/>	Shipment Iced? <input checked="" type="checkbox"/>



1H - FORM I ARO  
 AROCLOR ORGANICS ANALYSIS DATA SHEET

EPA SAMPLE NO.  
E3ZR7

Lab Name: KAP TECHNOLOGIES, INC. Contract: EPW05032  
 Lab Code: KAP Case No.: 38637 Mod Ref No.: \_\_\_\_\_ SDG No.: E3ZR6  
 Matrix: (SOIL/SED/WATER) WATER Lab Sample ID: S-2441.01  
 Sample wt/vol: 1000 (g/mL) ML Lab File ID: P23566  
 % Moisture: \_\_\_\_\_ Decanted: (Y/N) N Date Received: 06/10/2009  
 Extraction: (Type) SEPF Date Extracted: 06/12/2009  
 Concentrated Extract Volume: 10000 (uL) Date Analyzed: 06/13/2009  
 Injection Volume: 1.0 (uL) GPC Factor: \_\_\_\_\_ Dilution Fact 1.0  
 GPC Cleanup: (Y/N) N pH: \_\_\_\_\_ Sulfur Cleanup: (Y/N) N  
 Acid Cleanup: (Y/N) Y

CAS No.	COMPOUND	CONCENTRATION UNITS: (ug/L or ug/Kg) UG/L	Q
12674-11-2	Aroclor-1016	1.0	U
11104-28-2	Aroclor-1221	1.0	U
11141-16-5	Aroclor-1232	1.0	U
53469-21-9	Aroclor-1242	1.0	U
12672-29-6	Aroclor-1248	1.0	U
11097-69-1	Aroclor-1254	1.0	U
11096-82-5	Aroclor-1260	1.0	U
37324-23-5	Aroclor-1262	1.0	U
11100-14-4	Aroclor-1268	1.0	U



## Contract Laboratory Program

### Sample Delivery Group (SDG) Cover Sheet

SDG Number E3ZS0

Laboratory Name Kap Technologies Inc Lab Code KAP

Contract No. EPW05032 Case No. 38637

Analysis Price \_\_\_\_\_ SDG Turnaround 21 Days/PR

#### EPA Sample Numbers in SDG (Listed in Numerical Order)

1) E3ZS0	7)	13)	19)
2)	8)	14)	20)
3)	9)	15)	21)
4)	10)	16)	22)
5)	11)	17)	23)
6)	12)	18)	24)

First Sample in SDG

E3ZS0

Last Sample in SDG

E3ZS0

First Sample Receipt Date  
Date

06/12/09

Last Sample Receipt

06/12/09

**Note:** There are a maximum of 20 field samples [excluding Performance Evaluation (PE) samples] in an SDG. Attach the TR/COC Records to this form in alphanumeric order (the order listed above on this form).

Signature \_\_\_\_\_

Date \_\_\_\_\_



**USEPA Contract Laboratory Program  
Organic Traffic Report & Chain of Custody Record**

Case No: 38637  
DAS No: 09CK15  
SDG No: R3ZSO

FOR LAB USE ONLY  
Lab Contract No: EPW05032  
Unit Price:  
Transfer To:  
Lab Contract No:  
Unit Price:

Chain of Custody Record

Relinquished By	(Date / Time)	Sampler Signature	Received By	(Date / Time)
1	M.A. Sol 6/11/09 1845	<i>M.A. Sol</i>	<i>M.A. Sol</i>	
2				
3			<i>Nicole Hoque</i>	
4				6-12-09 09:30

Date Shipped: 6/11/09  
Carrier Name: FedEx  
Airbill: 8638 4466 1543  
Shipped to: KAP Technologies Inc.  
9391 Grogans Mill Rd.  
Suite A2  
The Woodlands TX 77380  
(281) 367-0065

ORGANIC SAMPLE No. E3250 MATRIX/ SAMPLER Wastewater/ MacGregor, Raddeman, Paukner CONC/ TYPE L/G ANALYSIS/ TURNOROUND PCBs-Arocl (21) TAG No./ PRESERVATIVE/ Bottles 5C-102975 (Ice Only), 5C-102976 (Ice Only), 5C-102977 (Ice Only) (3) STATION LOCATION KK-DC-04 SAMPLE COLLECT DATE/TIME 6/11/09 1539 INORGANIC SAMPLE No. S-2452.01 FOR LAB USE ONLY Sample Condition On Receipt

PRELIMS IN 72 hr's, please

Shipment for Case Complete? N	Sample(s) to be used for laboratory QC: E3ZSO	Additional Sampler Signature(s):	Cooler Temperature Upon Receipt: 1.0°C	Chain of Custody Seal Number: 105101 105102
Analysis Key: PCBs-Arocl = PCBs- Aroclors	Concentration: L = Low, M = Low/Medium, H = High	Type/Designate: Composite = C, Grab = G	Custody Seal Intact? <input checked="" type="checkbox"/>	Shipment Iced? <input checked="" type="checkbox"/>

1H - FORM I ARO  
 AROCLOR ORGANICS ANALYSIS DATA SHEET

EPA SAMPLE NO.

E3ZS0

Lab Name: KAP TECHNOLOGIES, INC.

Contract: EPW05032

Lab Code: KAP Case No.: 38637

Mod Ref No.: \_\_\_\_\_ SDG No.: E3ZS0

Matrix: (SOIL/SED/WATER) WATER

Lab Sample ID: S-2452.01

Sample wt/vol: 1000 (g/mL) ML

Lab File ID: P23567

% Moisture: \_\_\_\_\_ Decanted: (Y/N) N

Date Received: 06/12/2009

Extraction: (Type) SEPF

Date Extracted: 06/12/2009

Concentrated Extract Volume: 10000 (uL)

Date Analyzed: 06/13/2009

Injection Volume: 1.0 (uL) GPC Factor: \_\_\_\_\_ Dilution Fact 1.0

GPC Cleanup: (Y/N) N

pH: \_\_\_\_\_

Sulfur Cleanup: (Y/N) N

Acid Cleanup: (Y/N) Y

CAS No.	COMPOUND	CONCENTRATION UNITS: (ug/L or ug/Kg)UG/L	Q
12674-11-2	Aroclor-1016	1.0	U
11104-28-2	Aroclor-1221	1.0	U
11141-16-5	Aroclor-1232	1.0	U
53469-21-9	Aroclor-1242	1.0	U
12672-29-6	Aroclor-1248	1.0	U
11097-69-1	Aroclor-1254	1.0	U
11096-82-5	Aroclor-1260	1.0	U
37324-23-5	Aroclor-1262	1.0	U
11100-14-4	Aroclor-1268	1.0	U



**Contract Laboratory Program**

**Sample Delivery Group (SDG)  
Cover Sheet**

SDG Number E3ZS0

Laboratory Name Kap Technologies Inc Lab Code KAP

Contract No. EPW05032 Case No. 38637

Analysis Price \_\_\_\_\_ SDG Turnaround 21 Days/PR

**EPA Sample Numbers in SDG (Listed in Numerical Order)**

1) E3ZS0	7)	13)	19)
2) E3ZR8	8)	14)	20)
3)	9)	15)	21)
4)	10)	16)	22)
5)	11)	17)	23)
6)	12)	18)	24)

First Sample in SDG

E3ZS0

Last Sample in SDG

E3ZR8


First Sample Receipt Date

06/12/09

Last Sample Receipt

06/16/09

**Note:** There are a maximum of 20 field samples [excluding Performance Evaluation (PE) samples] in an SDG. Attach the TR/COC Records to this form in alphanumeric order (the order listed above on this form).

Signature 

Date 6/17/09



**USEPA Contract Laboratory Program  
Organic Traffic Report & Chain of Custody Record**

Date Shipped: 6/15/09  
Carrier Name: FedEx  
Airbill: 8638 3300 5631  
Shipped to:  
KAP TECHNOLOGIES  
4391 Grogans Mill Road  
Suite A2  
The Woodlands, TX 77380

Chain of Custody Record	
Relinquished By	(Date / Time)
1 <i>M.A. [Signature]</i>	6/15/09 2003
2 <i>[Signature]</i>	
3 <i>Nicole Hogue</i>	
4 <i>6.16.09 10:15</i>	

Sampler Signature: *M.A. [Signature]*  
Received By (Date / Time):  
*[Signature]*

Case No: 38637  
DAS No: 09CK15  
SDG No: E3ZSO  
For Lab Use Only  
Lab Contract No: EPW05032  
Unit Price:  
Transfer To:  
Lab Contract No:  
Unit Price:

FOR LAB USE ONLY  
Sample Condition On Receipt

ORGANIC SAMPLE No.	MATRIX/ SAMPLER	CONC/ TYPE	ANALYSIS/ TURNAROUND	TAG No./ PRESERVATIVE/ Bottles	STATION LOCATION	SAMPLE COLLECT DATE/TIME
E3ZR8	Other (Unknown)/ MacGregor, Raddeeman, Paukner	LG	PCBs-Arocl (21)	5C-124803 (Ice Only) (1)	Dewatering Cell-03	6/15/09 1851

S-2462.01  
FWS  
SW

*PELIMS in 72 Hrs please*

Shipment for Case Complete? <input type="checkbox"/>	Sample(s) to be used for laboratory QC:	Additional Sampler Signature(s):	Cooler Temperature Upon Receipt: 1.2°C	Chain of Custody Seal Number: 105104
Analysis Key: PCBs-Arocl = PCBs- Aroclors	Concentration: L = Low, M = Low/Medium, H = High	Type/Designate: Composite = C, Grab = G	Custody Seal Intact? <input checked="" type="checkbox"/>	Shipment Iced? <input checked="" type="checkbox"/>



1H - FORM I ARO  
 AROCLOR ORGANICS ANALYSIS DATA SHEET

EPA SAMPLE NO.

E3ZR8

Lab Name: KAP TECHNOLOGIES, INC. Contract: EPW05032  
 Lab Code: KAP Case No.: 38637 Mod Ref No.: \_\_\_\_\_ SDG No.: E3ZS0  
 Matrix: (SOIL/SED/WATER) WATER Lab Sample ID: S-2462.01  
 Sample wt/vol: 1000 (g/mL) ML Lab File ID: P23690  
 \* Moisture: \_\_\_\_\_ Decanted: (Y/N) N Date Received: 06/16/2009  
 Extraction: (Type) SEPF Date Extracted: 06/16/2009  
 Concentrated Extract Volume: 10000 (uL) Date Analyzed: 06/17/2009  
 Injection Volume: 1.0 (uL) GPC Factor: \_\_\_\_\_ Dilution Fact 1.0  
 GPC Cleanup: (Y/N) N pH: \_\_\_\_\_ Sulfur Cleanup: (Y/N) N  
 Acid Cleanup: (Y/N) Y

CAS No.	COMPOUND	CONCENTRATION UNITS: (ug/L or ug/Kg) UG/L	Q
12674-11-2	Aroclor-1016	1.0	U
11104-28-2	Aroclor-1221	1.0	U
11141-16-5	Aroclor-1232	1.0	U
53469-21-9	Aroclor-1242	1.0	U
12672-29-6	Aroclor-1248	1.0	U
11097-69-1	Aroclor-1254	1.0	U
11096-82-5	Aroclor-1260	1.0	U
37324-23-5	Aroclor-1262	1.0	U
11100-14-4	Aroclor-1268	1.0	U



**Contract Laboratory Program**

**Sample Delivery Group (SDG)  
Cover Sheet**

SDG Number E3ZS2

Laboratory Name Kap Technologies Inc Lab Code KAP

Contract No. EPW05032 Case No. 38637

Analysis Price \_\_\_\_\_ SDG Turnaround 21 Days/PR

**EPA Sample Numbers in SDG (Listed in Numerical Order)**

1) E3ZS2	7)	13)	19)
2)	8)	14)	20)
3)	9)	15)	21)
4)	10)	16)	22)
5)	11)	17)	23)
6)	12)	18)	24)

First Sample in SDG

E3ZS2

Last Sample in SDG

E3ZS2


First Sample Receipt Date

06/19/09

Last Sample Receipt

06/19/09

**Note:** There are a maximum of 20 field samples [excluding Performance Evaluation (PE) samples] in an SDG. Attach the TR/COC Records to this form in alphanumeric order (the order listed above on this form).

Signature 

Date 6/22/09



**USEPA Contract Laboratory Program  
Organic Traffic Report & Chain of Custody Record**

Case No: 38637  
DAS No: 09CK15  
SDG No: K3ZS2

**L**

Date Shipped:		Carrier Name: FedEx		Sampler Signature:	
Airbill:		Shipped to: KAP Technologies Inc. 9391 Grogans Mill Rd. Suite A2 The Woodlands TX 77380 (281) 367-0065		Received By: <i>Nicole Hogue</i> (Date / Time): 6-19-2009 10:25	
Chain of Custody Record		TAG No./ PRESERVATIVE/ Bottles		STATION LOCATION	
Relinquished By	(Date / Time)	ANALYSIS/ TURNAROUND	CONC/ TYPE	SAMPLE COLLECT DATE/TIME	FOR LAB USE ONLY
1 <i>Nicole Hogue</i>	6/19/09 10:25		L/G	6/19/09 10:25	INORGANIC SAMPLE No.
2					
3					
4					

ORGANIC SAMPLE No. E3ZS2

MATRIX/ SAMPLER: Wastewater/ MacGregor, Raddeman, Paukner

ANALYSIS/ TURNAROUND: PCBs-Arocl (21)

CONC/ TYPE: L/G

TAG No./ PRESERVATIVE/ Bottles: 5C-102978 (Ice Only), 5C-102979 (Ice Only), 5C-102980 (Ice Only) (3)

STATION LOCATION: KK-DC-06

SAMPLE COLLECT DATE/TIME: 6/19/09 10:25

FOR LAB USE ONLY: INORGANIC SAMPLE No. S-2472-01

Shipment for Case Complete? <input type="checkbox"/>	Sample(s) to be used for laboratory QC: E3ZS2	Additional Sampler Signature(s):	Cooler Temperature Upon Receipt: 1.0 °C	Chain of Custody Seal Number: 105105 + 105106
Analysis Key: PCBs-Arocl = PCBs- Aroclors	Concentration: L = Low, M = Low/Medium, H = High	Type/Designate: Composite = C, Grab = G	Custody Seal Intact? <input checked="" type="checkbox"/>	Shipment Iced? <input checked="" type="checkbox"/>

1H - FORM I ARO  
 AROCLOR ORGANICS ANALYSIS DATA SHEET

EPA SAMPLE NO.  
E3ZS2

Lab Name: KAP TECHNOLOGIES, INC. Contract: EPW05032  
 Lab Code: KAP Case No.: 38637 Mod Ref No.: \_\_\_\_\_ SDG No.: E3ZS2  
 Matrix: (SOIL/SED/WATER) WATER Lab Sample ID: S-2472.01  
 Sample wt/vol: 1000 (g/mL) ML Lab File ID: P23822  
 % Moisture: \_\_\_\_\_ Decanted: (Y/N) N Date Received: 06/19/2009  
 Extraction: (Type) SEPF Date Extracted: 06/19/2009  
 Concentrated Extract Volume: 10000 (uL) Date Analyzed: 06/21/2009  
 Injection Volume: 1.0 (uL) GPC Factor: \_\_\_\_\_ Dilution Fact 1.0  
 GPC Cleanup: (Y/N) N pH: \_\_\_\_\_ Sulfur Cleanup: (Y/N) N  
 Acid Cleanup: (Y/N) Y

CAS No.	COMPOUND	CONCENTRATION UNITS: (ug/L or ug/Kg) UG/L	Q
12674-11-2	Aroclor-1016	1.0	U
11104-28-2	Aroclor-1221	1.0	U
11141-16-5	Aroclor-1232	1.0	U
53469-21-9	Aroclor-1242	1.0	U
12672-29-6	Aroclor-1248	1.0	U
11097-69-1	Aroclor-1254	1.0	U
11096-82-5	Aroclor-1260	1.0	U
37324-23-5	Aroclor-1262	1.0	U
11100-14-4	Aroclor-1268	1.0	U



## Contract Laboratory Program

### Sample Delivery Group (SDG) Cover Sheet

SDG Number E3ZS2

Laboratory Name Kap Technologies Inc Lab Code KAP

Contract No. EPW05032 Case No. 38637

Analysis Price \_\_\_\_\_ SDG Turnaround 21 Days/PR

EPA Sample Numbers in SDG (Listed in Numerical Order)

1) E3ZS2	7)	13)	19)
2) E3ZS1	8)	14)	20)
3)	9)	15)	21)
4)	10)	16)	22)
5)	11)	17)	23)
6)	12)	18)	24)

First Sample in SDG

E3ZS2

Last Sample in SDG

E3ZS1

First Sample Receipt Date

06/19/09

Last Sample Receipt

06/23/09

**Note:** There are a maximum of 20 field samples [excluding Performance Evaluation (PE) samples] in an

SDG. Attach the TR/COC Records to this form in alphanumeric order (the order listed above on this form).

Signature \_\_\_\_\_

Date \_\_\_\_\_

6/25/09



**USEPA Contract Laboratory Program  
Organic Traffic Report & Chain of Custody Record**

Date Shipped: 6/22/09  
 Carrier Name: FedEx  
 Airbill: 8638 4466 1521  
 Shipped to: KAP Technologies Inc.  
 9391 Grogans Mill Rd.,  
 Suite A2  
 The Woodlands TX 77380  
 (281) 367-0065

Chain of Custody Record	
Relinquished By	(Date / Time)
1 <u>M.A. Jol</u>	<u>18/5 6:22/09</u>
2 _____	_____
3 _____	_____
4 _____	_____

Sampler Signature: M.A. Jol  
 Received By \_\_\_\_\_  
 (Date / Time) \_\_\_\_\_  
Merle Hoque  
6.23.09 10:10

Case No: 38637  
 DAS No: 09CK15  
 SDG No: E3ZS2  
**L**  
 For Lab Use Only  
 Lab Contract No: EPW05032  
 Unit Price: \_\_\_\_\_  
 Transfer To: \_\_\_\_\_  
 Lab Contract No: \_\_\_\_\_  
 Unit Price: \_\_\_\_\_

ORGANIC SAMPLE No.	MATRIX/ SAMPLER	CONC/ TYPE	ANALYSIS/ TURNAROUND	TAG No./ PRESERVATIVE/ Bottles	STATION LOCATION	SAMPLE COLLECT DATE/TIME	FOR LAB USE ONLY Sample Condition On Receipt
E3ZS1	Wastewater/ MacGregor, Raddeman, Paukner	L/G	PCBs-Arocl (21)	5C-124849 (Ice Only) (1)	KK-DC-05	<u>6/22/09 17:55</u>	<u>S-2474.01</u>

*PRELIMS IN 72 HRS PLEASE*

Shipment for Case Complete? <input type="checkbox"/>	Sample(s) to be used for laboratory QC:	Additional Sampler Signature(s):	Cooler Temperature Upon Receipt: <u>3.1 C</u>	Chain of Custody Seal Number: <u>105043</u> <u>105044</u>
Analysis Key: PCBs-Arocl = PCBs- Aroclors	Concentration: L = Low, M = Low/Medium, H = High	Type/Designate: Composite = C, Grab = G	Custody Seal Intact? <input checked="" type="checkbox"/>	Shipment Iced? <input checked="" type="checkbox"/>



1H - FORM I ARO  
 AROCLOR ORGANICS ANALYSIS DATA SHEET

EPA SAMPLE NO.

E3ZS1

Lab Name: KAP TECHNOLOGIES, INC. Contract: EPW05032  
 Lab Code: KAP Case No.: 38637 Mod Ref No.: \_\_\_\_\_ SDG No.: E3ZS2  
 Matrix: (SOIL/SED/WATER) WATER Lab Sample ID: S-2474.01  
 Sample wt/vol: 1000 (g/mL) ML Lab File ID: P23902  
 \* Moisture: \_\_\_\_\_ Decanted: (Y/N) N Date Received: 06/23/2009  
 Extraction: (Type) SEPF Date Extracted: 06/23/2009  
 Concentrated Extract Volume: 10000 (uL) Date Analyzed: 06/25/2009  
 Injection Volume: 1.0 (uL) GPC Factor: \_\_\_\_\_ Dilution Fact 1.0  
 GPC Cleanup: (Y/N) N pH: \_\_\_\_\_ Sulfur Cleanup: (Y/N) N  
 Acid Cleanup: (Y/N) Y

CAS No.	COMPOUND	CONCENTRATION UNITS: (ug/L or ug/Kg)UG/L	Q
12674-11-2	Aroclor-1016	1.0	U
11104-28-2	Aroclor-1221	1.0	U
11141-16-5	Aroclor-1232	1.0	U
53469-21-9	Aroclor-1242	1.0	U
12672-29-6	Aroclor-1248	1.0	U
11097-69-1	Aroclor-1254	1.0	U
11096-82-5	Aroclor-1260	1.0	U
37324-23-5	Aroclor-1262	1.0	U
11100-14-4	Aroclor-1268	1.0	U



## Contract Laboratory Program

### Sample Delivery Group (SDG) Cover Sheet

SDG Number E3ZS4

Laboratory Name Kap Technologies Inc Lab Code KAP

Contract No. EPW05032 Case No. 38637

Analysis Price \_\_\_\_\_ SDG Turnaround 21 Days/PR

#### EPA Sample Numbers in SDG (Listed in Numerical Order)

1) E3ZS4	7)	13)	19)
2)	8)	14)	20)
3)	9)	15)	21)
4)	10)	16)	22)
5)	11)	17)	23)
6)	12)	18)	24)

First Sample in SDG

E3ZS4

Last Sample in SDG

E3ZS4

First Sample Receipt Date  
Date

06/26/09

Last Sample Receipt

06/26/09

**Note:** There are a maximum of 20 field samples [excluding Performance Evaluation (PE) samples] in an SDG. Attach the TR/COC Records to this form in alphanumeric order (the order listed above on this form).

Signature \_\_\_\_\_

Date \_\_\_\_\_



**USEPA Contract Laboratory Program  
Organic Traffic Report & Chain of Custody Record**

Case No: 38637  
DAS No: 09CK15  
SDG No: E3ZS4

**L**

Date Shipped: 6/25/09		Chain of Custody Record		Sampler Signature: <i>ma. fel</i>		FOR LAB USE ONLY	
Carrier Name: FedEx		Relinquished By (Date / Time)		Received By (Date / Time)		SAMPLE COLLECT DATE/TIME	
Airbill: 8638 4466 1451		1 <i>ma. fel</i> 6/25/09 1830		2		INORGANIC SAMPLE No.	
Shipped to: KAP Technologies Inc. 9391 Grogans Mill Rd. Suite A2 The Woodlands TX 77380 (281) 367-0065		3		3 <i>Nicole Hoque</i> 6-26-09 10:00		S-2476.01 10-9 504	
		4		4			

ORGANIC SAMPLE No. E3ZS4 MATRIX/ SAMPLER Wastewater/ MacGregor, Raddeman, Paukner CONC/ TYPE L/G ANALYSIS/ TURNOVER/ PRESERVATIVE/ Bottles TAG No./ ANALYSIS/ TURNOVER/ PRESERVATIVE/ Bottles STATION LOCATION KK-DC-08

5C-102983 (Ice Only),  
5C-102984 (Ice Only),  
5C-102985 (Ice Only) (3)

6/25/09 1649

*PRELIMS in 72 Hours PLEASE*

Shipment for Case Complete?N	Sample(s) to be used for laboratory QC: E3ZS4	Additional Sampler Signature(s):	Cooler Temperature Upon Receipt: 3.0°C	Chain of Custody Seal Number: 105109 105108
Analysis Key: PCBs-Arocl = PCBs- Aroclors	Concentration: L = Low, M = Low/Medium, H = High	Type/Designate: Composite = C, Grab = G	Custody Seal Intact? <input checked="" type="checkbox"/>	Shipment Iced? <input checked="" type="checkbox"/>

**TR Number: 5-264768350-060409-0006**

PR provides preliminary results. Requests for preliminary results will increase analytical costs.  
Send Copy to: Sample Management Office, Attn: Heather Bauer, CSC, 15000 Conference Center Dr., Chantilly, VA 20151-3819; Phone 703/818-4200; Fax 703/81

**LABORATORY COPY**





## Contract Laboratory Program

Sample Delivery Group (SDG) Cover Sheet			
SDG Number <u>E3ZS4</u>			
Laboratory Name	Kap Technologies Inc	Lab Code	KAP
Contract No.	EPW05032	Case No.	38637
Analysis Price	SDG Turnaround <u>21 Days/PR</u>		

### EPA Sample Numbers in SDG (Listed in Numerical Order)

1) E3ZS4	7)	13)	19)
2) E3ZS3	8)	14)	20)
3)	9)	15)	21)
4)	10)	16)	22)
5)	11)	17)	23)
6)	12)	18)	24)

First Sample in SDG

E3ZS4

Last Sample in SDG

E3ZS3

First Sample Receipt Date

06/26/09

Last Sample Receipt

06/30/09

**Note:** There are a maximum of 20 field samples [excluding Performance Evaluation (PE) samples] in an SDG. Attach the TR/COC Records to this form in alphanumeric order (the order listed above on this form).

Signature 

Date 7/7/09



**USEPA Contract Laboratory Program  
Organic Traffic Report & Chain of Custody Record**

Date Shipped: 6/29/09		Sampler Signature: <i>m.a. Jell</i>	
Carrier Name: FedEx		Received By: _____ (Date / Time)	
Airbill: 8638 4466 1462		1 <i>m.a. Jell</i> 6/29/09 2000	
Shipped to: KAP Technologies Inc. 9391 Grogans Mill Rd., Suite A2 Suite A2 The Woodlands TX 77380 (281) 367-0065		2 _____	
		3 <i>Nicole Hogue</i>	
		4 <i>6.30.09 10:10</i>	

ORGANIC SAMPLE No. **E3ZS3** MATRIX/ SAMPLER **Wastewater/ MacGregor, Raddeman, Paukner** CONC/ TYPE **L/G** ANALYSIS/ TURNAROUND **PCBs-Arocl (21)** PRESERVATIVE/ Bottles **5C-124851 (Ice Only) (1)** STATION LOCATION **KK-DC-07** SAMPLE COLLECT DATE/TIME **6/29/09 1912** INORGANIC SAMPLE No. **S-24777.01** FOR LAB USE ONLY Sample Condition On Receipt

*PRELIMS in 72 HRS please*

Shipment for Case Complete? <b>Y</b>	Sample(s) to be used for laboratory QC:	Additional Sampler Signature(s):	Cooler Temperature Upon Receipt: <b>2.0 °C</b>	Chain of Custody Seal Number: <b>105045</b>
Analysis Key: PCBs-Arocl = PCBs- Aroclors	Concentration: L = Low, M = Low/Medium, H = High	Type/Designate: Composite = C, Grab = G	Custody Seal Intact? <input checked="" type="checkbox"/>	Shipment Intact? <input checked="" type="checkbox"/>



1H - FORM I ARO  
 AROCLOR ORGANICS ANALYSIS DATA SHEET

EPA SAMPLE NO.

E3ZS3

Lab Name: KAP TECHNOLOGIES, INC. Contract: EPW05032  
 Lab Code: KAP Case No.: 38637 Mod Ref No.: \_\_\_\_\_ SDG No.: E3ZS4  
 Matrix: (SOIL/SED/WATER) WATER Lab Sample ID: S-2477.01  
 Sample wt/vol: 1000 (g/mL) ML Lab File ID: P24008  
 % Moisture: \_\_\_\_\_ Decanted: (Y/N) N Date Received: 06/30/2009  
 Extraction: (Type) SEPF Date Extracted: 06/30/2009  
 Concentrated Extract Volume: 10000 (uL) Date Analyzed: 06/30/2009  
 Injection Volume: 1.0 (uL) GPC Factor: \_\_\_\_\_ Dilution Fact 1.0  
 GPC Cleanup: (Y/N) N pH: \_\_\_\_\_ Sulfur Cleanup: (Y/N) N  
 Acid Cleanup: (Y/N) Y

CAS No.	COMPOUND	CONCENTRATION UNITS: (ug/L or ug/Kg)UG/L	Q
12674-11-2	Aroclor-1016	1.0	U
11104-28-2	Aroclor-1221	1.0	U
11141-16-5	Aroclor-1232	1.0	U
53469-21-9	Aroclor-1242	1.0	U
12672-29-6	Aroclor-1248	1.0	U
11097-69-1	Aroclor-1254	1.0	U
11096-82-5	Aroclor-1260	1.0	U
37324-23-5	Aroclor-1262	1.0	U
11100-14-4	Aroclor-1268	1.0	U



**USEPA Contract Laboratory Program  
Organic Traffic Report & Chain of Custody Record**

Case No: 38637  
DAS No: 09CK15  
SDG No: **L**

For Lab Use Only  
Lab Contract No: EDW05022  
Unit Price:  
Transfer To:  
Lab Contract No:  
Unit Price:

Sampler Signature: *M.A. Jol*  
Received By: (Date / Time)

Chain of Custody Record	Relinquished By	(Date / Time)
1	<i>M.A. Jol</i>	7/2/09 1400
2		
3		
4		

Date Shipped: 7/2/2009  
Carrier Name: FedEx  
Airbill: 8638 4466 1510  
Shipped to: KAP Technologies Inc.  
9391 Grogans Mill Rd.,  
Suite A2  
Suite A2  
The Woodlands TX 77380  
(281) 367-0065

ORGANIC SAMPLE NO. E3ZS5  
MATRIX/ SAMPLER Wastewater/  
MacGregor,  
Raddeman,  
Paukner

CONC/ TYPE L/G  
ANALYSIS/ TURNAROUND PCBs-Arocl (21)  
PRESERVATIVE/ Bottles 5-233891 (Ice Only),  
5-294900 (Ice Only),  
5C-124853 (Ice Only) (3)

STATION LOCATION KK-DC-09  
DATE/TIME 7/2/09 1306  
S-2480.01

PRELIMS IN 72 HRS PLEASE

FOR LAB USE ONLY  
INORGANIC SAMPLE NO.

Cooler Temperature Upon Receipt: 3.9°C  
Chain of Custody Seal Number: 105110  
105111

Custody Seal Intact?   
Shipment Iced?

Additional Sampler Signature(s):  
Type/Designate: Composite = C, Grab = G

Sample(s) to be used for laboratory QC: E3ZS5  
Concentration: L = Low, M = Low/Medium, H = High

PCBs-Arocl = PCBs- Aroclars

**TR Number: 5-264768350-070109-0002**  
PR provides preliminary results. Requests for preliminary results will increase analytical costs.  
Send Copy to: Sample Management Office, Attn: Heather Bauer, CSC, 15000 Conference Center Dr., Chantilly, VA 20151-3819; Phone 703/818-4200; Fax 703/81

**LABORATORY COPY**  
F2V5.1.043 Page 1 of 1

1H - FORM I ARO  
 AROCLOR ORGANICS ANALYSIS DATA SHEET

EPA SAMPLE NO.  
 E3ZS5

Lab Name: KAP TECHNOLOGIES, INC. Contract: EPW05032  
 Lab Code: KAP Case No.: 38637 Mod Ref No.: \_\_\_\_\_ SDG No.: E3ZS5  
 Matrix: (SOIL/SED/WATER) WATER Lab Sample ID: S-2480.01  
 Sample wt/vol: 1000 (g/mL) ML Lab File ID: P24135  
 % Moisture: \_\_\_\_\_ Decanted: (Y/N) N Date Received: 07/03/2009  
 Extraction: (Type) SEPF Date Extracted: 07/03/2009  
 Concentrated Extract Volume: 10000 (uL) Date Analyzed: 07/05/2009  
 Injection Volume: 1.0 (uL) GPC Factor: \_\_\_\_\_ Dilution Fact 1.0  
 GPC Cleanup: (Y/N) N pH: \_\_\_\_\_ Sulfur Cleanup: (Y/N) N  
 Acid Cleanup: (Y/N) Y

CAS No.	COMPOUND	CONCENTRATION UNITS: (ug/L or ug/Kg) UG/L	Q
12674-11-2	Aroclor-1016	1.0	U
11104-28-2	Aroclor-1221	1.0	U
11141-16-5	Aroclor-1232	1.0	U
53469-21-9	Aroclor-1242	1.0	U
12672-29-6	Aroclor-1248	1.0	U
11097-69-1	Aroclor-1254	1.0	U
11096-82-5	Aroclor-1260	1.0	U
37324-23-5	Aroclor-1262	1.0	U
11100-14-4	Aroclor-1268	1.0	U



## Contract Laboratory Program

### Sample Delivery Group (SDG) Cover Sheet

SDG Number E3ZS5

Laboratory Name Kap Technologies Inc Lab Code KAP

Contract No. EPW05032 Case No. 38637

Analysis Price \_\_\_\_\_ SDG Turnaround 21 Days/PR

#### EPA Sample Numbers in SDG (Listed in Numerical Order)

1) E3ZS5	7)	13)	19)
2) E3ZS6	8)	14)	20)
3) E3ZS9	9)	15)	21)
4)	10)	16)	22)
5)	11)	17)	23)
6)	12)	18)	24)

First Sample in SDG

E3ZS5

Last Sample in SDG

E3ZS9

First Sample Receipt Date  
Date

07/03/09

Last Sample Receipt

07/07/09

**Note:** There are a maximum of 20 **field** samples [excluding Performance Evaluation (PE) samples] in an

SDG. Attach the TR/COC Records to this form in alphanumeric order (the order listed above on this form).

Signature \_\_\_\_\_

Date \_\_\_\_\_



**USEPA Contract Laboratory Program  
Organic Traffic Report & Chain of Custody Record**

Case No: 38637  
DAS No: 09CK15  
SDG No: E3Z55

**L**

Date Shipped: 7.6.2009		Chain of Custody Record	
Carrier Name: FedEx	Relinquished By (Date / Time)	Sampler Signature: <i>J. Besala</i>	Received By (Date / Time)
Airbill: 963844661495	1 <i>J. Besala 7/6/09 1430</i>		
Shipped to: KAP Technologies Inc., 9391 Grogans Mill Rd., Suite A2	2		
Suite A2	3		
The Woodlands TX 77380 (281) 367-0065	4		

ORGANIC SAMPLE No.	MATRIX/ SAMPLER	CONC/ TYPE	ANALYSIS/ TURNAROUND	TAG No./ PRESERVATIVE/ Bottles	STATION LOCATION	SAMPLE COLLECT DATE/TIME	INORGANIC SAMPLE No.	FOR LAB USE ONLY Sample Condition On Receipt
E3Z56	Wastewater/ MacGregor, Raddeman, Paukner	L/G	PCBs-Arocl (21)	5C-124854 (Ice Only) (1)	KK-DC-010	7/6/09 1430	S-2492.01	
E3Z59	Wastewater/ MacGregor, Raddeman, Paukner	L/G	PCBs-Arocl (21)	5C-124857 (Ice Only) (1)	KK-DC-010FD	7/6/09 1430	↓ .02	

PRELIMS  
72 HOURS

Shipment for Case Complete? <input type="checkbox"/>	Sample(s) to be used for laboratory QC:	Additional Sampler Signature(s):	Cooler Temperature Upon Receipt: 5.8°C	Chain of Custody Seal Number: 105047-105048
Analysis Key: PCBs-Arocl = PCBs- Aroclors	Concentration: L = Low, M = Low/Medium, H = High	Type/Designate: Composite = C, Grab = G	Custody Seal Intact? <input type="checkbox"/>	Shipment Iced? <input type="checkbox"/>

1H - FORM I ARO  
 AROCLOR ORGANICS ANALYSIS DATA SHEET

EPA SAMPLE NO.

E3ZS6

Lab Name: KAP TECHNOLOGIES, INC. Contract: EPW05032  
 Lab Code: KAP Case No.: 38637 Mod Ref No.: \_\_\_\_\_ SDG No.: E3ZS5  
 Matrix: (SOIL/SED/WATER) WATER Lab Sample ID: S-2482.01  
 Sample wt/vol: 1000 (g/mL) ML Lab File ID: P24144  
 % Moisture: \_\_\_\_\_ Decanted: (Y/N) N Date Received: 07/07/2009  
 Extraction: (Type) SEPF Date Extracted: 07/07/2009  
 Concentrated Extract Volume: 10000 (uL) Date Analyzed: 07/07/2009  
 Injection Volume: 1.0 (uL) GPC Factor: \_\_\_\_\_ Dilution Fact 1.0  
 GPC Cleanup: (Y/N) N pH: \_\_\_\_\_ Sulfur Cleanup: (Y/N) N  
 Acid Cleanup: (Y/N) Y

CAS No.	COMPOUND	CONCENTRATION UNITS: (ug/L or ug/Kg) UG/L	Q
12674-11-2	Aroclor-1016	1.0	U
11104-28-2	Aroclor-1221	1.0	U
11141-16-5	Aroclor-1232	1.0	U
53469-21-9	Aroclor-1242	1.0	U
12672-29-6	Aroclor-1248	1.0	U
11097-69-1	Aroclor-1254	1.0	U
11096-82-5	Aroclor-1260	1.0	U
37324-23-5	Aroclor-1262	1.0	U
11100-14-4	Aroclor-1268	1.0	U



1H - FORM I ARO  
 AROCLOR ORGANICS ANALYSIS DATA SHEET

EPA SAMPLE NO.

E3ZS9

Lab Name: KAP TECHNOLOGIES, INC. Contract: EPW05032  
 Lab Code: KAP Case No.: 38637 Mod Ref No.: \_\_\_\_\_ SDG No.: E3ZS5  
 Matrix: (SOIL/SED/WATER) WATER Lab Sample ID: S-2482.02  
 Sample wt/vol: 1000 (g/mL) ML Lab File ID: P24145  
 % Moisture: \_\_\_\_\_ Decanted: (Y/N) N Date Received: 07/07/2009  
 Extraction: (Type) SEPF Date Extracted: 07/07/2009  
 Concentrated Extract Volume: 10000 (uL) Date Analyzed: 07/07/2009  
 Injection Volume: 1.0 (uL) GPC Factor: \_\_\_\_\_ Dilution Fact 1.0  
 GPC Cleanup: (Y/N) N pH: \_\_\_\_\_ Sulfur Cleanup: (Y/N) N  
 Acid Cleanup: (Y/N) Y

CAS No.	COMPOUND	CONCENTRATION UNITS: (ug/L or ug/Kg) UG/L	Q
12674-11-2	Aroclor-1016	1.0	U
11104-28-2	Aroclor-1221	1.0	U
11141-16-5	Aroclor-1232	1.0	U
53469-21-9	Aroclor-1242	1.0	U
12672-29-6	Aroclor-1248	1.0	U
11097-69-1	Aroclor-1254	1.0	U
11096-82-5	Aroclor-1260	1.0	U
37324-23-5	Aroclor-1262	1.0	U
11100-14-4	Aroclor-1268	1.0	U



## Contract Laboratory Program

### Sample Delivery Group (SDG) Cover Sheet

SDG Number E3ZS7

Laboratory Name Kap Technologies Inc Lab Code KAP

Contract No. EPW05032 Case No. 38637

Analysis Price \_\_\_\_\_ SDG Turnaround 21 Days/PR

#### EPA Sample Numbers in SDG (Listed in Numerical Order)

1) E3ZS7	7)	13)	19)
2)	8)	14)	20)
3)	9)	15)	21)
4)	10)	16)	22)
5)	11)	17)	23)
6)	12)	18)	24)

First Sample in SDG

E3ZS7

Last Sample in SDG

E3ZS7

First Sample Receipt Date  
Date

07/10/09

Last Sample Receipt

07/10/09

**Note:** There are a maximum of 20 field samples [excluding Performance Evaluation (PE) samples] in an SDG. Attach the TR/COC Records to this form in alphanumeric order (the order listed above on this form).

Signature \_\_\_\_\_

Date \_\_\_\_\_



**USEPA Contract Laboratory Program  
Organic Traffic Report & Chain of Custody Record**

Case No: 38637  
DAS No: 09CK15  
SDG No: E3Z57

**L**

Date Shipped: 7/9/09		Sampler Signature: <i>[Signature]</i>	
Carrier Name: FedEx		Received By: <i>[Signature]</i>	
Airbill: 8638 4466 1500		(Date / Time)	
Shipped to: KAP Technologies Inc. 9391 Grogans Mill Rd., Suite A2 The Woodlands TX 77380 (281) 367-0065		7/9/09 1900	

**ORGANIC SAMPLE No.** E3Z57      **MATRIX/ SAMPLER** Wastewater/  
MacGregor, Raddeman, Paukner      **CONC/ TYPE** L/G      **ANALYSIS/ TURNOVER** PCBs-Arocl (21)      **TAG No./ PRESERVATIVE/ Bottles** 5C-124855 (Ice Only) (1)      **STATION LOCATION** KK-DC-011      **SAMPLE COLLECT DATE/TIME** 7/9/09 1814      **FOR LAB USE ONLY SAMPLE No.** INORGANIC      **INORGANIC SAMPLE No.** EPW05032      **Sample Condition On Receipt** S-2493.01

Chain of Custody Record	Relinquished By	(Date / Time)	Sampler Signature	Received By	(Date / Time)
1	<i>[Signature]</i>	7/9/09 1900			
2					
3			<i>[Signature]</i>		
4					7.10.09 9:50

Shipment for Case Complete TN	Sample(s) to be used for laboratory QC:	Additional Sampler Signature(s):	Cooler Temperature Upon Receipt: 3.0°C	Chain of Custody Seal Number: 105049
	Concentration: L = Low, M = Low/Medium, H = High	Type/Designate: Composite = C, Grab = G		105050
Analysis Key: PCBs-Arocl = PCBs- Aroclors				Custody Seal Intact? <input checked="" type="checkbox"/> Shipment Iced? <input checked="" type="checkbox"/>

1H - FORM I ARO  
 AROCLOR ORGANICS ANALYSIS DATA SHEET

EPA SAMPLE NO.

E3ZS7

Lab Name: KAP TECHNOLOGIES, INC.

Contract: EPW05032

Lab Code: KAP

Case No.: 38637

Mod Ref No.: \_\_\_\_\_ SDG No.: E3ZS7

Matrix: (SOIL/SED/WATER) WATER

Lab Sample ID: S-2493.01

Sample wt/vol: 1000 (g/mL) ML

Lab File ID: P24248

\* Moisture: \_\_\_\_\_ Decanted: (Y/N) N

Date Received: 07/10/2009

Extraction: (Type) SEPF

Date Extracted: 07/10/2009

Concentrated Extract Volume: 10000 (uL)

Date Analyzed: 07/12/2009

Injection Volume: 1.0 (uL) GPC Factor: \_\_\_\_\_ Dilution Fact 1.0

GPC Cleanup: (Y/N) N

pH: \_\_\_\_\_

Sulfur Cleanup: (Y/N) N

Acid Cleanup: (Y/N) Y

CAS No.	COMPOUND	CONCENTRATION UNITS: (ug/L or ug/Kg) UG/L	Q
12674-11-2	Aroclor-1016	1.0	U
11104-28-2	Aroclor-1221	1.0	U
11141-16-5	Aroclor-1232	1.0	U
53469-21-9	Aroclor-1242	1.0	U
12672-29-6	Aroclor-1248	1.0	U
11097-69-1	Aroclor-1254	1.0	U
11096-82-5	Aroclor-1260	1.0	U
37324-23-5	Aroclor-1262	1.0	U
11100-14-4	Aroclor-1268	1.0	U



**Contract Laboratory Program**

**Sample Delivery Group (SDG)  
Cover Sheet**

SDG Number E3ZS8

Laboratory Name Kap Technologies Inc Lab Code KAP

Contract No. EPW05032 Case No. 38637

Analysis Price \_\_\_\_\_ SDG Turnaround 21 Days/PR

**EPA Sample Numbers in SDG (Listed in Numerical Order)**

1) E3ZS8	7)	13)	19)
2)	8)	14)	20)
3)	9)	15)	21)
4)	10)	16)	22)
5)	11)	17)	23)
6)	12)	18)	24)

First Sample in SDG

E3ZS8

Last Sample in SDG

E3ZS8

First Sample Receipt Date  
Date

07/14/09

Last Sample Receipt

07/14/09

**Note:** There are a maximum of 20 field samples [excluding Performance Evaluation (PE) samples] in an SDG. Attach the TR/COC Records to this form in alphanumeric order (the order listed above on this form).

Signature \_\_\_\_\_

Date \_\_\_\_\_



**USEPA Contract Laboratory Program  
Organic Traffic Report & Chain of Custody Record**

Date Shipped: **7/13/09**  
 Carrier Name: **FedEx**  
 Airbill: **8638 4466 1473**  
 Shipped to: **KAP Technologies Inc.  
 9391 Grogans Mill Rd.,  
 Suite A2  
 The Woodlands TX 77380  
 (281) 367-0065**

Chain of Custody Record	
Relinquished By	(Date / Time)
1 <i>[Signature]</i>	7/13/09 1500
2 <i>[Signature]</i>	
3 <i>[Signature]</i>	
4 <i>[Signature]</i>	

Sampler Signature: *[Signature]*  
 Received By: *[Signature]* (Date / Time)  
 Station Location: **KK-DC-012**  
 Sample Date/Time: **7/13/09 1320**

Case No: **38637**  
 DAS No: **D9CK15**  
 SDG No: **E32578**  
 For Lab Use Only  
 Lab Contract No: **EPW05032**  
 Unit Price:  
 Transfer To:  
 Lab Contract No:  
 Unit Price:

ORGANIC SAMPLE No. **E3ZS8**  
 MATRIX/ SAMPLER **Wastewater/  
 MacGregor,  
 Radderman,  
 Paukner**  
 CONC/ TYPE **L/G**  
 ANALYSIS/ TURNAROUND **PCBs-Arocl (21)**  
 TAG No./ PRESERVATIVE/ Bottles **5C-124856 (Ice Only) (1)**  
 SAMPLE COLLECT DATE/TIME **7/13/09 1320**  
 STATION LOCATION **KK-DC-012**  
 INORGANIC SAMPLE No. **S-2502.01**  
 FOR LAB USE ONLY Sample Condition On Receipt **PM<sub>5</sub> 50**

Shipment for Case Complete? <b>N</b>	Sample(s) to be used for laboratory QC:	Additional Sampler Signature(s):	Cooler Temperature Upon Receipt: <b>3.2°C</b>	Chain of Custody Seal Number: <b>105 051 / 105 052</b>
Analysis Key: <b>PCBs-Arocl = PCBs- Aroclors</b>	Concentration: <b>L = Low, M = Low/Medium, H = High</b>	Type/Designate: <b>Composite = C, Grab = G</b>	Custody Seal Intact? <b>X</b>	Shipment Iced? <b>X</b>

**TR Number: 5-264768350-060409-0010**

PR provides preliminary results. Requests for preliminary results will increase analytical costs.  
 Send Copy to: Sample Management Office, Attn: Heather Bauer, CSC, 15000 Conference Center Dr., Chantilly, VA 20151-3819; Phone 703/818-4200; Fax 703/81

**LABORATORY COPY**



1H - FORM I ARO  
 AROCLOR ORGANICS ANALYSIS DATA SHEET

EPA SAMPLE NO.

E3ZS8

Lab Name: KAP TECHNOLOGIES, INC. Contract: EPW05032  
 Lab Code: KAP Case No.: 38637 <sup>38702</sup> Mod Ref No.: \_\_\_\_\_ SDG No.: E3ZS78  
 Matrix: (SOIL/SED/WATER) WATER Lab Sample ID: S-2502.01  
 Sample wt/vol: 1000 (g/mL) ML Lab File ID: A17431  
 \* Moisture: \_\_\_\_\_ Decanted: (Y/N) N Date Received: 07/14/2009  
 Extraction: (Type) SEPF Date Extracted: 07/14/2009  
 Concentrated Extract Volume: 10000 (uL) Date Analyzed: 07/14/2009  
 Injection Volume: 1.0 (uL) GPC Factor: \_\_\_\_\_ Dilution Fact 1.0  
 GPC Cleanup: (Y/N) N pH: \_\_\_\_\_ Sulfur Cleanup: (Y/N) N  
 Acid Cleanup: (Y/N) Y

CAS No.	COMPOUND	CONCENTRATION UNITS: (ug/L or ug/Kg) UG/L	Q
12674-11-2	Aroclor-1016	1.0	U
11104-28-2	Aroclor-1221	1.0	U
11141-16-5	Aroclor-1232	1.0	U
53469-21-9	Aroclor-1242	1.0	U
12672-29-6	Aroclor-1248	1.0	U
11097-69-1	Aroclor-1254	1.0	U
11096-82-5	Aroclor-1260	1.0	U
37324-23-5	Aroclor-1262	1.0	U
11100-14-4	Aroclor-1268	1.0	U



## Contract Laboratory Program

### Sample Delivery Group (SDG) Cover Sheet

SDG Number E3ZT0

Laboratory Name Kap Technologies Inc Lab Code KAP

Contract No. EPW05032 Case No. 38702

Analysis Price \_\_\_\_\_ SDG Turnaround 21 Days/PR

#### EPA Sample Numbers in SDG (Listed in Numerical Order)

1) E3ZT0	7)	13)	19)
2)	8)	14)	20)
3)	9)	15)	21)
4)	10)	16)	22)
5)	11)	17)	23)
6)	12)	18)	24)

First Sample in SDG

E3ZT0

Last Sample in SDG

E3ZT0

First Sample Receipt Date  
Date

07/17/09

Last Sample Receipt

07/17/09

**Note:** There are a maximum of 20 field samples [excluding Performance Evaluation (PE) samples] in an SDG. Attach the TR/COC Records to this form in alphanumeric order (the order listed above on this form).

Signature \_\_\_\_\_

Date \_\_\_\_\_



**USEPA Contract Laboratory Program  
Organic Traffic Report & Chain of Custody Record**

Date Shipped: 7/16/09  
Carrier Name: FedEx  
Airbill: 8638 4466 1554  
Shipped to:  
KAP Technologies Inc.  
9391 Grogans Mill Rd.  
Suite A2  
The Woodlands TX 77380  
(281) 367-0065

Chain of Custody Record	
Relinquished By	(Date / Time)
1 <i>m-a. JCL</i>	7/16/09 1145
2 _____	_____
3 _____	_____
4 _____	_____

Sampler Signature	Received By	(Date / Time)
<i>m-a. JCL</i>	<i>m-a. JCL</i>	<i>m-a. JCL</i>
<i>Nicole Hogue</i>	<i>Nicole Hogue</i>	7-17-09 10:00

Case No: ~~38697~~ 38702  
DAS No: 09CK15  
SDG No: \_\_\_\_\_

For Lab Use Only  
Lab Contract No: EPW05032  
Unit Price: \_\_\_\_\_  
Transfer To: \_\_\_\_\_  
Lab Contract No: \_\_\_\_\_  
Unit Price: \_\_\_\_\_

ORGANIC SAMPLE No. \_\_\_\_\_  
MATRIX/ SAMPLER \_\_\_\_\_  
CONC/ TYPE \_\_\_\_\_  
L/G \_\_\_\_\_  
Wastewater/  
MacGregor,  
Raddeman,  
Paukner

ANALYSIS/ TURNAROUND \_\_\_\_\_  
PCBs-Arocl (21) 5C-124863 (Ice Only) (1)

STATION LOCATION \_\_\_\_\_  
KK-DC-013

FOR LAB USE ONLY  
Sample Condition On Receipt \_\_\_\_\_

E3ZT0 \_\_\_\_\_ 7/16/09 0806 S-2506.01

Shipment for Case Complete 7N	Sample(s) to be used for laboratory QC:	Additional Sampler Signature(s):	Cooler Temperature Upon Receipt: 3.6°C	Chain of Custody Seal Number: 105-123 105-124
Analysis Key: PCBs-Arocl = PCBs- Aroclors	Concentration: L = Low, M = Low/Medium, H = High	Type/Designate: Composite = C, Grab = G	Custody Seal Intact? <input checked="" type="checkbox"/>	Shipment Iced? <input checked="" type="checkbox"/>

**TR Number: 5-264768350-070209-0001**

PR provides preliminary results. Requests for preliminary results will increase analytical costs.  
Send Copy to: Sample Management Office, Attn: Heather Bauer, CSC, 15000 Conference Center Dr., Chantilly, VA 20151-3819; Phone 703/818-4200; Fax 703/81

**LABORATORY COPY**

1H - FORM I ARO  
 AROCLOR ORGANICS ANALYSIS DATA SHEET

EPA SAMPLE NO.

E3ZT0

Lab Name: KAP TECHNOLOGIES, INC. Contract: EPW05032  
 Lab Code: KAP Case No.: 38702 Mod Ref No.: \_\_\_\_\_ SDG No.: E3ZT0  
 Matrix: (SOIL/SED/WATER) WATER Lab Sample ID: S-2506.01  
 Sample wt/vol: 1000 (g/mL) ML Lab File ID: P24351  
 % Moisture: \_\_\_\_\_ Decanted: (Y/N) N Date Received: 07/17/2009  
 Extraction: (Type) SEPF Date Extracted: 07/17/2009  
 Concentrated Extract Volume: 10000 (uL) Date Analyzed: 07/21/2009  
 Injection Volume: 1.0 (uL) GPC Factor: \_\_\_\_\_ Dilution Fact 1.0  
 GPC Cleanup: (Y/N) N pH: \_\_\_\_\_ Sulfur Cleanup: (Y/N) N  
 Acid Cleanup: (Y/N) Y

CAS No.	COMPOUND	CONCENTRATION UNITS: (ug/L or ug/Kg)UG/L	Q
12674-11-2	Aroclor-1016	1.0	U
11104-28-2	Aroclor-1221	1.0	U
11141-16-5	Aroclor-1232	1.0	U
53469-21-9	Aroclor-1242	1.0	U
12672-29-6	Aroclor-1248	1.0	U
11097-69-1	Aroclor-1254	1.0	U
11096-82-5	Aroclor-1260	1.0	U
37324-23-5	Aroclor-1262	1.0	U
11100-14-4	Aroclor-1268	1.0	U



## Contract Laboratory Program

### Sample Delivery Group (SDG) Cover Sheet

SDG Number E3ZT0

Laboratory Name Kap Technologies Inc Lab Code KAP

Contract No. EPW05032 Case No. 38702

Analysis Price \_\_\_\_\_ SDG Turnaround 21 Days/PR

#### EPA Sample Numbers in SDG (Listed in Numerical Order)

1) E3ZT0	7)	13)	19)
2) E3ZT1	8)	14)	20)
3)	9)	15)	21)
4)	10)	16)	22)
5)	11)	17)	23)
6)	12)	18)	24)

First Sample in SDG

E3ZT0

Last Sample in SDG

E3ZT1

First Sample Receipt Date

07/17/09

Last Sample Receipt

07/22/09

**Note:** There are a maximum of 20 **field** samples [excluding Performance Evaluation (PE) samples] in an SDG. Attach the TR/COC Records to this form in alphanumeric order (the order listed above on this form).

Signature \_\_\_\_\_

Date \_\_\_\_\_



**USEPA Contract Laboratory Program  
Organic Traffic Report & Chain of Custody Record**

Case No: 38637-38702  
 DAS No: 09CK15  
 SDG No: E3Z70

For Lab Use Only  
 Lab Contract No: EPW05032  
 Unit Price:  
 Transfer To:  
 Lab Contract No:  
 Unit Price:

Chain of Custody Record

Relinquished By	(Date / Time)	Sampler Signature Received By	(Date / Time)
1 <u>Mr. G. J. H.</u>	<u>7/21/09 1700</u>	<u>Mr. G. J. H.</u>	
2			
3		<u>Nicole Hogue</u>	<u>7-22-09 9:55</u>
4			

Date Shipped: 7/21/09  
 Carrier Name: FedEx  
 Airbill: 8638 4466 1576  
 Shipped to:  
KAP Technologies Inc.  
9391 Grogans Mill Rd.  
Suite A2  
The Woodlands TX 77380  
(281) 367-0065

ORGANIC SAMPLE No. E3Z71 MATRIX/ SAMPLER Wastewater/ MacGregor, Raddeman, Paukner CONC/ TYPE L/G ANALYSIS/ TURNAROUND PCBs-Arocl (21) TAG No./ PRESERVATIVE/ Bottles 5C-124864 (Ice Only) (1) STATION LOCATION KK-DC-014 SAMPLE COLLECT DATE/TIME 7/21/09 1100 INORGANIC SAMPLE No. S-2519.01 FOR LAB USE ONLY Sample Condition On Receipt

Shipment for Case Complete 7N	Sample(s) to be used for laboratory QC:	Additional Sampler Signature(s):	Cooler Temperature Upon Receipt: <u>2.2°C</u>	Chain of Custody Seal Number: <u>105125</u> <u>105126</u>
Analysis Key: PCBs-Arocl = PCBs- Aroclors	Concentration: L = Low, M = Low/Medium, H = High	Type/Designate: Composite = C, Grab = G	Custody Seal Intact? <input checked="" type="checkbox"/>	Shipment Iced? <input checked="" type="checkbox"/>



1H - FORM I ARO  
 AROCLOR ORGANICS ANALYSIS DATA SHEET

EPA SAMPLE NO.

E3ZT1

Lab Name: KAP TECHNOLOGIES, INC. Contract: EPW05032  
 Lab Code: KAP Case No.: 38702 Mod Ref No.: \_\_\_\_\_ SDG No.: E3ZT0  
 Matrix: (SOIL/SED/WATER) WATER Lab Sample ID: S-2419.01  
 Sample wt/vol: 1000 (g/mL) ML Lab File ID: P24461  
 \* Moisture: \_\_\_\_\_ Decanted: (Y/N) N Date Received: 05/29/2009  
 Extraction: (Type) SEPF Date Extracted: 07/22/2009  
 Concentrated Extract Volume: 10000 (uL) Date Analyzed: 07/25/2009  
 Injection Volume: 1.0 (uL) GPC Factor: \_\_\_\_\_ Dilution Fact 1.0  
 GPC Cleanup: (Y/N) N pH: \_\_\_\_\_ Sulfur Cleanup: (Y/N) N  
 Acid Cleanup: (Y/N) Y

CAS No.	COMPOUND	CONCENTRATION UNITS: (ug/L or ug/Kg)UG/L	Q
12674-11-2	Aroclor-1016	1.0	U
11104-28-2	Aroclor-1221	1.0	U
11141-16-5	Aroclor-1232	1.0	U
53469-21-9	Aroclor-1242	1.0	U
12672-29-6	Aroclor-1248	1.0	U
11097-69-1	Aroclor-1254	1.0	U
11096-82-5	Aroclor-1260	1.0	U
37324-23-5	Aroclor-1262	1.0	U
11100-14-4	Aroclor-1268	1.0	U



## Contract Laboratory Program

Sample Delivery Group (SDG) Cover Sheet			
SDG Number <u>E3ZT2</u>			
Laboratory Name	Kap Technologies Inc	Lab Code	KAP
Contract No.	EPW05032	Case No.	38702
Analysis Price	_____	SDG Turnaround	<u>21 Days/PR</u>

### EPA Sample Numbers in SDG (Listed in Numerical Order)

1) E3ZT2	7)	13)	19)
2)	8)	14)	20)
3)	9)	15)	21)
4)	10)	16)	22)
5)	11)	17)	23)
6)	12)	18)	24)

First Sample in SDG

E3ZT2

Last Sample in SDG

E3ZT2

First Sample Receipt Date

07/29/09

Last Sample Receipt

07/29/09

**Note:** There are a maximum of 20 **field** samples [excluding Performance Evaluation (PE) samples] in an SDG. Attach the TR/COC Records to this form in alphanumeric order (the order listed above on this form).

Signature \_\_\_\_\_

Date \_\_\_\_\_



**USEPA Contract Laboratory Program  
Organic Traffic Report & Chain of Custody Record**

Date Shipped: 7-28-09  
Carrier Name: FedEx  
Airbill: 8638-4466-1565  
Shipped to: KAP Technologies Inc.  
9391 Grogans Mill Rd.  
Suite A2  
The Woodlands TX 77380  
(281) 367-0065

Chain of Custody Record	
Relinquished By	(Date / Time)
<i>[Signature]</i>	7-28-09 09:00
<i>[Signature]</i>	
<i>[Signature]</i>	
<i>[Signature]</i>	

Sampler Signature:	Received By	(Date / Time)
<i>[Signature]</i>	<i>[Signature]</i>	7-28-09 10:20

Case No: 38637-38702 L  
DAS No: 09CK15  
SDG No: E3ZT2

For Lab Use Only  
Lab Contract No: EPW05032  
Unit Price:  
Transfer To:  
Lab Contract No:  
Unit Price:

ORGANIC SAMPLE No. E3ZT2  
MATRIX/ SAMPLER: Wastewater/ MacGregor, Raddeiman, Paukner  
CONC/ TYPE: L/G  
ANALYSIS/ TURNAROUND: PCBs-Arocl (21)  
PRESERVATIVE/ Bottles: 50-124865 (Ice Only) (1)  
TAG No/ STATION LOCATION: KK-DC-015  
DATE/TIME: 7-28-09-0800

FOR LAB USE ONLY  
Sample Condition On Receipt: S-2544.01

Shipment for Case Complete? N	Sample(s) to be used for laboratory QC:	Additional Sampler Signature(s):	Cooler Temperature Upon Receipt: 3.1°C	Chain of Custody Seal Number: 105727-105728
Analysis Key: PCBs-Arocl = PCBs- Aroclors	Concentration: L = Low, M = Low/Medium, H = High	Type/Designate: Composite = C, Grab = G	Custody Seal Intact? <input checked="" type="checkbox"/>	Shipment Iced? <input checked="" type="checkbox"/>

**TR Number: 5-264768350-070209-0003**  
PR provides preliminary results. Requests for preliminary results will increase analytical costs.  
Send Copy to: Sample Management Office, Attn: Heather Bauer, CSC, 15000 Conference Center Dr., Chantilly, VA 20151-3819; Phone 703/818-4200; Fax 703/818-4200

**LABORATORY COPY**  
F2V5.1.043 Page 1 of 1

1H - FORM I ARO  
 AROCLOR ORGANICS ANALYSIS DATA SHEET

EPA SAMPLE NO.

E3ZT2

Lab Name: KAP TECHNOLOGIES, INC. Contract: EPW05032  
 Lab Code: KAP Case No.: 38702 Mod Ref No.: \_\_\_\_\_ SDG No.: E3ZT2  
 Matrix: (SOIL/SED/WATER) WATER Lab Sample ID: S-2544.01  
 Sample wt/vol: 1000 (g/mL) ML Lab File ID: P24616  
 % Moisture: \_\_\_\_\_ Decanted: (Y/N) N Date Received: 07/29/2009  
 Extraction: (Type) SEPF Date Extracted: 07/29/2009  
 Concentrated Extract Volume: 10000 (uL) Date Analyzed: 07/29/2009  
 Injection Volume: 1.0 (uL) GPC Factor: \_\_\_\_\_ Dilution Fact 1.0  
 GPC Cleanup: (Y/N) N pH: \_\_\_\_\_ Sulfur Cleanup: (Y/N) N  
 Acid Cleanup: (Y/N) Y

CAS No.	COMPOUND	CONCENTRATION UNITS: (ug/L or ug/Kg) UG/L	Q
12674-11-2	Aroclor-1016	1.0	U
11104-28-2	Aroclor-1221	1.0	U
11141-16-5	Aroclor-1232	1.0	U
53469-21-9	Aroclor-1242	1.0	U
12672-29-6	Aroclor-1248	1.0	U
11097-69-1	Aroclor-1254	1.0	U
11096-82-5	Aroclor-1260	1.0	U
37324-23-5	Aroclor-1262	1.0	U
11100-14-4	Aroclor-1268	1.0	U



## Contract Laboratory Program

### Sample Delivery Group (SDG) Cover Sheet

SDG Number E3ZT3

Laboratory Name Kap Technologies Inc Lab Code KAP

Contract No. EPW05032 Case No. 38850

Analysis Price \_\_\_\_\_ SDG Turnaround 21 Days/PR

#### EPA Sample Numbers in SDG (Listed in Numerical Order)

1) E3ZT3	7)	13)	19)
2)	8)	14)	20)
3)	9)	15)	21)
4)	10)	16)	22)
5)	11)	17)	23)
6)	12)	18)	24)

First Sample in SDG

E3ZT3

Last Sample in SDG

E3ZT3

First Sample Receipt Date  
Date

08/04/09

Last Sample Receipt

08/04/09

**Note:** There are a maximum of 20 field samples [excluding Performance Evaluation (PE) samples] in an SDG. Attach the TR/COC Records to this form in alphanumeric order (the order listed above on this form).

Signature \_\_\_\_\_

Date \_\_\_\_\_

8/07/09



**USEPA Contract Laboratory Program  
Organic Traffic Report & Chain of Custody Record**

Case No: 38850  
DAS No: 09CK15  
SDG No: E3ZT3

For Lab Use Only  
Lab Contract No: EPW05032  
Unit Price:  
Transfer To:  
Lab Contract No:  
Unit Price:

Date Shipped: 8/3/09  
Carrier Name: FedEx  
Airbill: 8638 4466 1896  
Shipped to: KAP Technologies Inc.  
9391 Grogans Mill Rd.  
Suite A2  
The Woodlands TX 77380  
(281) 367-0065

Relinquished By	(Date / Time)	Sampler Signature	Received By	(Date / Time)
1. <i>mmg</i>	8/3/09 2000	<i>mmg</i>	<i>mmg</i>	8/3/09
2.				
3.		<i>Nicolo Hoque</i>	<i>Nicolo Hoque</i>	8:40 9:50
4.				

ORGANIC SAMPLE No. E3ZT3

MATRIX/ SAMPLER: Wastewater/ MacGregor, Raddeman, Paukner

CONC/ TYPE: L/G

ANALYSIS/ TURNOVER: PCBs-Arocl (21)

STATION LOCATION: KK-DC-016

SAMPLE COLLECT DATE/TIME: 8/3/09 1652

FOR LAB USE ONLY: INORGANIC SAMPLE No. S-2552.01

Chain of Custody Record

PCBs-Arocl (21) 5C-125169 (Ice Only) (1)

PCBs-Arocl = PCBs- Aroclors

Shipment for Case Complete? N	Sample(s) to be used for laboratory QC:	Additional Sampler Signature(s):	Cooler Temperature Upon Receipt: 2.7°C	Chain of Custody Seal Number: 105141 + 105142
Analysis Key: PCBs-Arocl = PCBs- Aroclors	Concentration: L = Low, M = Low/Medium, H = High	Type/Designate: Composite = C, Grab = G	Custody Seal Intact? <input checked="" type="checkbox"/>	Shipment Iced? <input checked="" type="checkbox"/>



1H - FORM I ARO  
 AROCLOR ORGANICS ANALYSIS DATA SHEET

EPA SAMPLE NO.

E3ZT3

Lab Name: KAP TECHNOLOGIES, INC.

Contract: EPW05032

Lab Code: KAP Case No.: 38850

Mod Ref No.: \_\_\_\_\_ SDG No.: E3ZT3

Matrix: (SOIL/SED/WATER) WATER

Lab Sample ID: S-2552.01

Sample wt/vol: 1000 (g/mL) ML

Lab File ID: P24770

Moisture: \_\_\_\_\_ Decanted: (Y/N) N

Date Received: 08/04/2009

Extraction: (Type) SEPF

Date Extracted: 08/04/2009

Concentrated Extract Volume: 10000 (uL)

Date Analyzed: 08/06/2009

Injection Volume: 1.0 (uL) GPC Factor: \_\_\_\_\_ Dilution Fact 1.0

GPC Cleanup: (Y/N) N

pH: \_\_\_\_\_

Sulfur Cleanup: (Y/N) N

Acid Cleanup: (Y/N) Y

CAS No.	COMPOUND	CONCENTRATION UNITS: (ug/L or ug/Kg) UG/L	Q
12674-11-2	Aroclor-1016	1.0	U
11104-28-2	Aroclor-1221	1.0	U
11141-16-5	Aroclor-1232	1.0	U
53469-21-9	Aroclor-1242	1.0	U
12672-29-6	Aroclor-1248	1.0	U
11097-69-1	Aroclor-1254	1.0	U
11096-82-5	Aroclor-1260	1.0	U
37324-23-5	Aroclor-1262	1.0	U
11100-14-4	Aroclor-1268	1.0	U



### Contract Laboratory Program

<b>Sample Delivery Group (SDG) Cover Sheet</b>	
SDG Number <u>E3ZT4</u>	
Laboratory Name <u>Kap Technologies Inc</u>	Lab Code <u>KAP</u>
Contract No. <u>EPW05032</u>	Case No. <u>38850</u>
Analysis Price _____	SDG Turnaround <u>21 Days/PR</u>

EPA Sample Numbers in SDG (Listed in Numerical Order)

1) E3ZT4	7)	13)	19)
2)	8)	14)	20)
3)	9)	15)	21)
4)	10)	16)	22)
5)	11)	17)	23)
6)	12)	18)	24)

First Sample in SDG

E3ZT4

Last Sample in SDG

E3ZT4


First Sample Receipt Date

08/12/09

Last Sample Receipt

08/12/09

**Note:** There are a maximum of 20 field samples [excluding Performance Evaluation (PE) samples] in an SDG. Attach the TR/COC Records to this form in alphanumeric order (the order listed above on this form).

Signature 

Date 8/14/09



**USEPA Contract Laboratory Program  
Organic Traffic Report & Chain of Custody Record**

Case No: 38850  
 DAS No: 09CK15  
 SPD No: E3ZT4

For Lab Use Only  
 Lab Contract No: EPW05032  
 Unit Price:  
 Transfer To:  
 Lab Contract No:  
 Unit Price:

Date Shipped: 8/11/09  
 Carrier Name: FedEx  
 Airbill: 8638 4466 1863  
 Shipped to: KAP Technologies Inc.  
 9391 Grogans Mill Rd.  
 Suite A2  
 The Woodlands TX 77380  
 (281) 367-0065

Chain of Custody Record

Relinquished By	(Date / Time)	Sampler Signature	Received By	(Date / Time)
1 <i>ma</i>	8/11/09 11:15	<i>[Signature]</i>	<i>[Signature]</i>	
2				
3				
4				

ORGANIC SAMPLE No. E3ZT4

MATRIX/ SAMPLER: Wastewater/  
 MacGregor,  
 Raddeman,  
 Paukner

CONC/ TYPE: L/G

ANALYSIS/ TURNOVER: PCBs-Arocl (21)

PRESERVATIVE/ Bottles: 5C-125170 (Ice Only) (1)

STATION LOCATION: KK-DC-017

SAMPLE COLLECT DATE/TIME: 8/11/09 10:34

INORGANIC SAMPLE No.: S-2563.01

FOR LAB USE ONLY: Sample Condition On Receipt

Shipment for Case Complete?

Sample(s) to be used for laboratory QC:

Additional Sampler Signature(s):

Cooler Temperature Upon Receipt: 3.7°C

Chain of Custody Seal Number: 10S143 of 10S144

Analysis Key: PCBs-Arocl = PCBs- Aroclors

Concentration: L = Low, M = Low/Medium, H = High

Types/Designate: Composite = C, Grab = G

Custody Seal Intact?  Shipment Iced?

1H - FORM I ARO  
 AROCLOR ORGANICS ANALYSIS DATA SHEET

EPA SAMPLE NO.

E3ZT4

Lab Name: KAP TECHNOLOGIES, INC. Contract: EPW05032  
 Lab Code: KAP Case No.: 38850 Mod Ref No.: \_\_\_\_\_ SDG No.: E3ZT4  
 Matrix: (SOIL/SED/WATER) WATER Lab Sample ID: S-2563.01  
 Sample wt/vol: 1000 (g/mL) ML Lab File ID: P24901  
 \* Moisture: \_\_\_\_\_ Decanted: (Y/N) N Date Received: 08/12/2009  
 Extraction: (Type) SEPF Date Extracted: 08/12/2009  
 Concentrated Extract Volume: 10000 (uL) Date Analyzed: 08/12/2009  
 Injection Volume: 1.0 (uL) GPC Factor: \_\_\_\_\_ Dilution Fact 1.0  
 GPC Cleanup: (Y/N) N pH: \_\_\_\_\_ Sulfur Cleanup: (Y/N) N  
 Acid Cleanup: (Y/N) Y

CAS No.	COMPOUND	CONCENTRATION UNITS: (ug/L or ug/Kg) UG/L	Q
12674-11-2	Aroclor-1016	1.0	U
11104-28-2	Aroclor-1221	1.0	U
11141-16-5	Aroclor-1232	1.0	U
53469-21-9	Aroclor-1242	1.0	U
12672-29-6	Aroclor-1248	1.0	U
11097-69-1	Aroclor-1254	1.0	U
11096-82-5	Aroclor-1260	1.0	U
37324-23-5	Aroclor-1262	1.0	U
11100-14-4	Aroclor-1268	1.0	U



## Contract Laboratory Program

### Sample Delivery Group (SDG) Cover Sheet

SDG Number E3ZT5

Laboratory Name Kap Technologies Inc Lab Code KAP

Contract No. EPW05032 Case No. 38850

Analysis Price \_\_\_\_\_ SDG Turnaround 21 Days/PR

#### EPA Sample Numbers in SDG (Listed in Numerical Order)

1) E3ZT5	7)	13)	19)
2)	8)	14)	20)
3)	9)	15)	21)
4)	10)	16)	22)
5)	11)	17)	23)
6)	12)	18)	24)

First Sample in SDG

E3ZT5

Last Sample in SDG

First Sample Receipt Date  
Date

08/19/09

Last Sample Receipt

**Note:** There are a maximum of 20 field samples [excluding Performance Evaluation (PE) samples] in an SDG. Attach the TR/COC Records to this form in alphanumeric order (the order listed above on this form).

Signature \_\_\_\_\_

Date \_\_\_\_\_



**USEPA Contract Laboratory Program  
Organic Traffic Report & Chain of Custody Record**

Date Shipped: 8/18/09  
Carrier Name: FedEx  
Airbill: 8638 4466 1874  
Shipped to: KAP Technologies Inc.  
9391 Grogans Mill Rd.  
Suite A2  
The Woodlands TX 77380  
(281) 367-0065

Chain of Custody Record	
Relinquished By	(Date / Time)
1 <i>Carolee Chua</i>	8/18/09
2	
3	
4	

Sampler Signature Received By: *Carolee Chua*  
(Date / Time)  
  
*Nicole Hogue*  
8-19-09 09:50

Case No: 38850  
DAS No: 09CK15  
SDG No: *E3ZT5*

For Lab Use Only  
Lab Contract No: *EPW05032*  
Unit Price:  
Transfer To:  
Lab Contract No:  
Unit Price:

FOR LAB USE ONLY  
Sample Condition On Receipt

INORGANIC SAMPLE No.  
STATION LOCATION  
SAMPLE COLLECT DATE/TIME

ORGANIC SAMPLE No. E3ZT5  
MATRIX/ SAMPLER Wastewater/  
MacGregor, Raddeman, Paukner  
CONC/ TYPE L/G  
ANALYSIS/ TURNAROUND PCBs-Arocl (21)  
PRESERVATIVE/ Bottles 5C-125171 (Ice Only) (1)  
TAG No./

KK-DC-018  
8/18/09 11:30  
S-2579.01

Shipment for Case Complete? N	Sample(s) to be used for laboratory QC:	Additional Sampler Signature(s):	Cooler Temperature Upon Receipt: 3.32	Chain of Custody Seal Number: 105145 + 105146
Analysis Key: PCBs-Arocl = PCBs- Aroclors	Concentration: L = Low, M = Low/Medium, H = High	Type/Designate: Composite = C, Grab = G	Custody Seal Intact? —	Shipment Iced? —



1H - FORM I ARO  
 AROCLOR ORGANICS ANALYSIS DATA SHEET

EPA SAMPLE NO.  
 E3ZT5

Lab Name: KAP TECHNOLOGIES, INC. Contract: EPW05032  
 Lab Code: KAP Case No.: 38850 Mod Ref No.: \_\_\_\_\_ SDG No.: E3ZT5  
 Matrix: (SOIL/SED/WATER) WATER Lab Sample ID: S-2579.01  
 Sample wt/vol: 1000 (g/mL) ML Lab File ID: P25292  
 % Moisture: \_\_\_\_\_ Decanted: (Y/N) N Date Received: 08/19/2009  
 Extraction: (Type) SEPF Date Extracted: 08/20/2009  
 Concentrated Extract Volume: 10000 (uL) Date Analyzed: 08/27/2009  
 Injection Volume: 1.0 (uL) GPC Factor: \_\_\_\_\_ Dilution Fact 1.0  
 GPC Cleanup: (Y/N) N pH: \_\_\_\_\_ Sulfur Cleanup: (Y/N) N  
 Acid Cleanup: (Y/N) Y

CAS No.	COMPOUND	CONCENTRATION UNITS: (ug/L or ug/Kg) UG/L	Q
12674-11-2	Aroclor-1016	1.0	U
11104-28-2	Aroclor-1221	1.0	U
11141-16-5	Aroclor-1232	1.0	U
53469-21-9	Aroclor-1242	1.0	U
12672-29-6	Aroclor-1248	1.0	U
11097-69-1	Aroclor-1254	1.0	U
11096-82-5	Aroclor-1260	1.0	U
37324-23-5	Aroclor-1262	1.0	U
11100-14-4	Aroclor-1268	1.0	U



## Contract Laboratory Program

### Sample Delivery Group (SDG) Cover Sheet

SDG Number E3ZT5

Laboratory Name Kap Technologies Inc Lab Code KAP

Contract No. EPW05032 Case No. 38850

Analysis Price \_\_\_\_\_ SDG Turnaround 21 Days/PR

#### EPA Sample Numbers in SDG (Listed in Numerical Order)

1) E3ZT5	7)	13)	19)
2) E3ZT6	8)	14)	20)
3)	9)	15)	21)
4)	10)	16)	22)
5)	11)	17)	23)
6)	12)	18)	24)

First Sample in SDG

E3ZT5

Last Sample in SDG

E3ZT6

First Sample Receipt Date

08/19/09

Last Sample Receipt

08/26/09

**Note:** There are a maximum of 20 field samples [excluding Performance Evaluation (PE) samples] in an

SDG. Attach the TR/COC Records to this form in alphanumeric order (the order listed above on this form).

Signature \_\_\_\_\_

Date 8/31/09



**USEPA Contract Laboratory Program  
Organic Traffic Report & Chain of Custody Record**

Case No: 38850  
DAS No: 09CK15  
SDG No: E3ZT5

**L**

Date Shipped: 8/25/09		Carrier Name: FedEx	
Airbill: 80384461885		Shipped to: KAP Technologies Inc. 9391 Grogans Mill Rd. Suite A2 The Woodlands TX 77380 (281) 367-0065	
<b>Chain of Custody Record</b>		Sampler Signature: <i>Carroll Owens</i>	
Relinquished By	(Date / Time)	Received By	(Date / Time)
1 <i>Carroll Owens</i>	8/25/09 18:30		
2			
3			
4		<i>Arroy</i>	08/26/09 10:00

ORGANIC SAMPLE No. E3ZT6 MATRIX/ SAMPLER Wastewater/ MacGregor, Raddeman, Paukner CONC/ TYPE L/G ANALYSIS/ TURNAROUND PCBs-Arocl (21) TAG No./ PRESERVATIVE/ Bottles 5C-124848 (Ice Only), 5C-124850 (Ice Only), 5C-124852 (Ice Only) (3) STATION LOCATION KK-DC-019 SAMPLE COLLECT DATE/TIME 8/25/09 8:50

INORGANIC SAMPLE No. 2-2593.01  
FOR LAB USE ONLY Sample Condition On Receipt 5/6/02

Shipment for Case Complete? N	Sample(s) to be used for laboratory QC: E3ZT6	Additional Sampler Signature(s):	Cooler Temperature Upon Receipt: 2.9°C	Chain of Custody Seal Number: 1051474105148
Analysis Key: PCBs-Arocl = PCBs- Aroclors	Concentration: L = Low, M = Low/Medium, H = High	Type/Designate: Composite = C, Grab = G	Custody Seal Intact? <input checked="" type="checkbox"/>	Shipment Iced? <input checked="" type="checkbox"/>

1H - FORM I ARO  
 AROCLOR ORGANICS ANALYSIS DATA SHEET

EPA SAMPLE NO.

E3ZT6

Lab Name: KAP TECHNOLOGIES, INC. Contract: EPW05032  
 Lab Code: KAP Case No.: 38850 Mod Ref No.: \_\_\_\_\_ SDG No.: E3ZT5  
 Matrix: (SOIL/SED/WATER) WATER Lab Sample ID: S-2593.01  
 Sample wt/vol: 1000 (g/mL) ML Lab File ID: P25282  
 % Moisture: \_\_\_\_\_ Decanted: (Y/N) N Date Received: 08/26/2009  
 Extraction: (Type) SEPF Date Extracted: 08/26/2009  
 Concentrated Extract Volume: 10000 (uL) Date Analyzed: 08/26/2009  
 Injection Volume: 1.0 (uL) GPC Factor: \_\_\_\_\_ Dilution Fact 1.0  
 GPC Cleanup: (Y/N) N pH: \_\_\_\_\_ Sulfur Cleanup: (Y/N) N  
 Acid Cleanup: (Y/N) Y

CAS No.	COMPOUND	CONCENTRATION UNITS: (ug/L or ug/Kg) UG/L	Q
12674-11-2	Aroclor-1016	1.0	U
11104-28-2	Aroclor-1221	1.0	U
11141-16-5	Aroclor-1232	1.0	U
53469-21-9	Aroclor-1242	1.0	U
12672-29-6	Aroclor-1248	1.0	U
11097-69-1	Aroclor-1254	1.0	U
11096-82-5	Aroclor-1260	1.0	U
37324-23-5	Aroclor-1262	1.0	U
11100-14-4	Aroclor-1268	1.0	U



**USEPA Contract Laboratory Program**  
**Organic Traffic Report & Chain of Custody Record**

Case No: 38946  
 DAS No: 09CK15  
 SDG No: E3NS8  
 L

Date Shipped: 9/1/09	Carrier Name: FedEx	Chain of Custody Record	Sampler Signature: <i>[Signature]</i>	Received By: <i>[Signature]</i>	Lab Contract No: EPW05032
Airbill: 8638 4466 1999	Shipped to: KAP Technologies Inc. 9391 Grogans Mill Rd. Suite A2 The Woodlands TX 77380 (281) 367-0065	Relinquished By: <i>[Signature]</i>	(Date / Time): 9/1/09 1108	(Date / Time): 9/1/09 9:55	Unit Price:
		1			FOR LAB USE ONLY
		2			Sample Condition On Receipt
		3			
		4			

ORGANIC SAMPLE NO.	MATRIX/ SAMPLER	CONC/ TYPE	ANALYSIS/ TURNOURROUND	TAG No/ PRESERVATIVE/ Bottles	STATION LOCATION	SAMPLE COLLECT DATE/TIME	INORGANIC SAMPLE NO.	FOR LAB USE ONLY
E3NS8	Wastewater/ MacGregor, Raddeman, Paukner	L/G	PCBs-Arocl (21)	5C-124897 (Ice Only) (1)	KK-DC-020	9/1/09 1108	S-2616.01	↓ .02
E3NS9	Wastewater/ MacGregor, Raddeman, Paukner	L/G	PCBs-Arocl (21)	5C-124898 (Ice Only) (1)	KK-DC-020FD	9/1/09 1108		

Shipment for Case Complete? <input type="checkbox"/>	Sample(s) to be used for laboratory QC:	Additional Sampler Signature(s):	Cooler Temperature Upon Receipt: 2.5°C	Chain of Custody Seal Number: 105150 105149
Analysis Key: PCBs-Arocl = PCBs-Aroclors	Concentration: L = Low, M = Low/Medium, H = High	Type/Designate: Composite = C, Grab = G		Custody Seal Intact? <input checked="" type="checkbox"/>
				Shipment Used? <input checked="" type="checkbox"/>

TR Number: 5-264768350-082709-0001

LABORATORY COPY

PR provides preliminary results. Requests for preliminary results will increase analytical costs.  
 Send Copy to: Sample Management Office, Attn: Heather Bauer, CSC, 15000 Conference Center Dr., Chantilly, VA 20151-3819; Phone 703/818-4200; Fax 703/81

F2V5.1.043 Page 1 of 1

1H - FORM I ARO  
 AROCLOR ORGANICS ANALYSIS DATA SHEET

EPA SAMPLE NO.

E3NS8

Lab Name: KAP TECHNOLOGIES, INC. Contract: EPW05032  
 Lab Code: KAP Case No.: 38946 Mod Ref No.: \_\_\_\_\_ SDG No.: E3NS8  
 Matrix: (SOIL/SED/WATER) WATER Lab Sample ID: S-2616.01  
 Sample wt/vol: 1000 (g/mL) ML Lab File ID: P25533  
 % Moisture: \_\_\_\_\_ Decanted: (Y/N) N Date Received: 09/02/2009  
 Extraction: (Type) SEPF Date Extracted: 09/03/2009  
 Concentrated Extract Volume: 10000 (uL) Date Analyzed: 09/07/2009  
 Injection Volume: 1.0 (uL) GPC Factor: \_\_\_\_\_ Dilution Fact 1.0  
 GPC Cleanup: (Y/N) N pH: \_\_\_\_\_ Sulfur Cleanup: (Y/N) N  
 Acid Cleanup: (Y/N) Y

CAS No.	COMPOUND	CONCENTRATION UNITS: (ug/L or ug/Kg) UG/L	Q
12674-11-2	Aroclor-1016	1.0	U
11104-28-2	Aroclor-1221	1.0	U
11141-16-5	Aroclor-1232	1.0	U
53469-21-9	Aroclor-1242	1.0	U
12672-29-6	Aroclor-1248	1.0	U
11097-69-1	Aroclor-1254	1.0	U
11096-82-5	Aroclor-1260	1.0	U
37324-23-5	Aroclor-1262	1.0	U
11100-14-4	Aroclor-1268	1.0	U



1H - FORM I ARO  
 AROCLOR ORGANICS ANALYSIS DATA SHEET

EPA SAMPLE NO.  
 E3NS9

Lab Name: KAP TECHNOLOGIES, INC. Contract: EPW05032  
 Lab Code: KAP Case No.: 38946 Mod Ref No.: \_\_\_\_\_ SDG No.: E3NS8  
 Matrix: (SOIL/SED/WATER) WATER Lab Sample ID: S-2616.02  
 Sample wt/vol: 1000 (g/mL) ML Lab File ID: P25534  
 % Moisture: \_\_\_\_\_ Decanted: (Y/N) N Date Received: 09/02/2009  
 Extraction: (Type) SEPF Date Extracted: 09/03/2009  
 Concentrated Extract Volume: 10000 (uL) Date Analyzed: 09/07/2009  
 Injection Volume: 1.0 (uL) GPC Factor: \_\_\_\_\_ Dilution Fact 1.0  
 GPC Cleanup: (Y/N) N pH: \_\_\_\_\_ Sulfur Cleanup: (Y/N) N  
 Acid Cleanup: (Y/N) Y

CAS No.	COMPOUND	CONCENTRATION UNITS: (ug/L or ug/Kg) UG/L	Q
12674-11-2	Aroclor-1016	1.0	U
11104-28-2	Aroclor-1221	1.0	U
11141-16-5	Aroclor-1232	1.0	U
53469-21-9	Aroclor-1242	1.0	U
12672-29-6	Aroclor-1248	1.0	U
11097-69-1	Aroclor-1254	1.0	U
11096-82-5	Aroclor-1260	1.0	U
37324-23-5	Aroclor-1262	1.0	U
11100-14-4	Aroclor-1268	1.0	U



**Contract Laboratory Program**

**Sample Delivery Group (SDG)  
Cover Sheet**

SDG Number E3NS8

Laboratory Name Kap Technologies Inc Lab Code KAP

Contract No. EPW05032 Case No. 38946

Analysis Price \_\_\_\_\_ SDG Turnaround 21 Days/PR

**EPA Sample Numbers in SDG (Listed in Numerical Order)**

1) E3NS8	7)	13)	19)
2) E3NS9	8)	14)	20)
3) E3NT0	9)	15)	21)
4)	10)	16)	22)
5)	11)	17)	23)
6)	12)	18)	24)

First Sample in SDG

E3NS8

Last Sample in SDG

E3NT0

First Sample Receipt Date

09/02/09

Last Sample Receipt

09/10/09

**Note:** There are a maximum of 20 field samples [excluding Performance Evaluation (PE) samples] in an SDG. Attach the TR/COC Records to this form in alphanumeric order (the order listed above on this form).

Signature [Signature]

Date 9/11/09



**USEPA Contract Laboratory Program  
Organic Traffic Report & Chain of Custody Record**

Case No: 38946  
DAS No: 09CK15  
SDG No: E3NS8

For Lab Use Only  
Lab Contract No: EPW05032  
Unit Price:  
Transfer To:  
Lab Contract No:  
Unit Price:

Sampler Signature: J. Basak  
Received By (Date / Time):  
Station Location: KK-DC-021  
Sample Collect Date/Time: 9.9.09 12:15

Chain of Custody Record	Relinquished By (Date / Time)	Tag No./ Preservative/ Bottles
1	<u>JBW 09/09/09 1400</u>	5C-124222 (Ice Only), 5C-124899 (Ice Only), 5C-124900 (Ice Only) (3)
2		
3		
4		

Date Shipped: 9.9.09  
Carrier Name: FedEX  
Airbill: 8638 4166 2002  
Shipped to:  
KAP Technologies Inc.  
9391 Grogans Mill Rd.  
Suite A2  
The Woodlands TX 77380  
(281) 367-0065

ORGANIC SAMPLE No. E3NT0 MATRIX/ SAMPLER Wastewater/ MacGregor, Raddeman, Paukner CONC/ TYPE L/G ANALYSIS/ TURNAROUND PCBs-Arocl (21) STATION LOCATION KK-DC-021 SAMPLE COLLECT DATE/TIME 9.9.09 12:15 INORGANIC SAMPLE No. S-2627.01 FOR LAB USE ONLY Sample Condition On Receipt

Shipment for Case Complete? <u>Y</u>	Sample(s) to be used for laboratory QC: <u>E3NT0</u>	Additional Sampler Signature(s):	Cooler Temperature Upon Receipt: <u>3.1°C</u>	Chain of Custody Seal Number: <u>1051514 105152</u>
Analysis Key: PCBs-Arocl = PCBs- Aroclors	Concentration: L = Low, M = Low/Medium, H = High	Type/Designate: Composite = C, Grab = G	Custody Seal Intact? <u>Y</u>	Shipment Iced? <u>Y</u>

1H - FORM I ARO  
 AROCLOR ORGANICS ANALYSIS DATA SHEET

EPA SAMPLE NO.

E3NS8

Lab Name: KAP TECHNOLOGIES, INC. Contract: EPW05032  
 Lab Code: KAP Case No.: 38946 Mod Ref No.: \_\_\_\_\_ SDG No.: E3NS8  
 Matrix: (SOIL/SED/WATER) WATER Lab Sample ID: S-2616.01  
 Sample wt/vol: 1000 (g/mL) ML Lab File ID: P25533  
 \* Moisture: \_\_\_\_\_ Decanted: (Y/N) N Date Received: 09/02/2009  
 Extraction: (Type) SEPF Date Extracted: 09/03/2009  
 Concentrated Extract Volume: 10000 (uL) Date Analyzed: 09/07/2009  
 Injection Volume: 1.0 (uL) GPC Factor: \_\_\_\_\_ Dilution Fact 1.0  
 GPC Cleanup: (Y/N) N pH: \_\_\_\_\_ Sulfur Cleanup: (Y/N) N  
 Acid Cleanup: (Y/N) Y

CAS No.	COMPOUND	CONCENTRATION UNITS: (ug/L or ug/Kg)UG/L	Q
12674-11-2	Aroclor-1016	1.0	U
11104-28-2	Aroclor-1221	1.0	U
11141-16-5	Aroclor-1232	1.0	U
53469-21-9	Aroclor-1242	1.0	U
12672-29-6	Aroclor-1248	1.0	U
11097-69-1	Aroclor-1254	1.0	U
11096-82-5	Aroclor-1260	1.0	U
37324-23-5	Aroclor-1262	1.0	U
11100-14-4	Aroclor-1268	1.0	U



### Contract Laboratory Program

## Sample Delivery Group (SDG) Cover Sheet

SDG Number E3NT2

Laboratory Name Kap Technologies Inc      Lab Code KAP

Contract No. EPW05032      Case No. 38946

Analysis Price \_\_\_\_\_      SDG Turnaround 21 Days/PR

#### EPA Sample Numbers in SDG (Listed in Numerical Order)

1) E3NT2	7)	13)	19)
2)	8)	14)	20)
3)	9)	15)	21)
4)	10)	16)	22)
5)	11)	17)	23)
6)	12)	18)	24)

First Sample in SDG

E3NT2

Last Sample in SDG

E3NT2

First Sample Receipt Date

09/17/09

Last Sample Receipt

09/17/09

**Note:** There are a maximum of 20 field samples [excluding Performance Evaluation (PE) samples] in an SDG. Attach the TR/COC Records to this form in alphanumeric order (the order listed above on this form).

Signature \_\_\_\_\_

Date \_\_\_\_\_



**USEPA Contract Laboratory Program  
Organic Traffic Report & Chain of Custody Record**

Case No: 38946  
DAS No: 09CK15  
SDG No: E3NT2

**L**

**Chain of Custody Record**

Date Shipped: 9/16/09  
Carrier Name: FedEx  
Airbill: 638 AAL6202A  
Shipped to: KAP Technologies Inc.  
9391 Grogans Mill Rd.  
Suite A2  
The Woodlands TX 77380  
(281) 367-0065

Relinquished By (Date / Time)  
1 *mm-a* 9/16/09 1945  
2  
3  
4

Sampler Signature: *[Signature]*  
Received By (Date / Time)  
*Aaron* 09/17/09 10:00

FOR LAB USE ONLY

ORGANIC SAMPLE No. E3NT2

MATRIX/ SAMPLER: Wastewater/  
MacGregor,  
Raddeman,  
Paukner

CONC/ TYPE: L/G

ANALYSIS/ TURNAROUND: PCBs-Arocl (21)

PRESERVATIVE/ Bottles: 5C-124224 (Ice Only) (1)

TAG No./ STATION LOCATION: KK-DC-023

SAMPLE COLLECT DATE/TIME: 9/16/09 1315

INORGANIC SAMPLE No. S-2642

Unit Price: 101

Shipment for Case Complete?

Analysis Key: PCBs-Arocl = PCBs- Aroclors

Sample(s) to be used for laboratory QC:

Concentration: L = Low, M = Low/Medium, H = High

Additional Sampler Signature(s):

Cooler Temperature Upon Receipt: 3.1°C

Chain of Custody Seal Number: 105155-105156

Custody Seal Intact?  Shipment Iced?



1H - FORM I ARO  
 AROCLOR ORGANICS ANALYSIS DATA SHEET

EPA SAMPLE NO.

E3NT2

Lab Name: KAP TECHNOLOGIES, INC. Contract: EPW05032  
 Lab Code: KAP Case No.: 38946 Mod Ref No.: \_\_\_\_\_ SDG No.: E3NT2  
 Matrix: (SOIL/SED/WATER) WATER Lab Sample ID: S-2642.01  
 Sample wt/vol: 1000 (g/mL) ML Lab File ID: P25757  
 % Moisture: \_\_\_\_\_ Decanted: (Y/N) N Date Received: 09/17/2009  
 Extraction: (Type) SEPF Date Extracted: 09/17/2009  
 Concentrated Extract Volume: 10000 (uL) Date Analyzed: 09/18/2009  
 Injection Volume: 1.0 (uL) GPC Factor: \_\_\_\_\_ Dilution Fact 1.0  
 GPC Cleanup: (Y/N) N pH: \_\_\_\_\_ Sulfur Cleanup: (Y/N) N  
 Acid Cleanup: (Y/N) Y

CAS No.	COMPOUND	CONCENTRATION UNITS: (ug/L or ug/Kg)UG/L	Q
12674-11-2	Aroclor-1016	1.0	U
11104-28-2	Aroclor-1221	1.0	U
11141-16-5	Aroclor-1232	1.0	U
53469-21-9	Aroclor-1242	1.0	U
12672-29-6	Aroclor-1248	1.0	U
11097-69-1	Aroclor-1254	1.0	U
11096-82-5	Aroclor-1260	1.0	U
37324-23-5	Aroclor-1262	1.0	U
11100-14-4	Aroclor-1268	1.0	U



**Contract Laboratory Program**

**Sample Delivery Group (SDG)  
Cover Sheet**

SDG Number E3NT2

Laboratory Name Kap Technologies Inc Lab Code KAP

Contract No. EPW05032 Case No. 38946

Analysis Price \_\_\_\_\_ SDG Turnaround 21 Days/PR

**EPA Sample Numbers in SDG (Listed in Numerical Order)**

1) E3NT2	7)	13)	19)
2) E3NT1	8)	14)	20)
3)	9)	15)	21)
4)	10)	16)	22)
5)	11)	17)	23)
6)	12)	18)	24)

First Sample in SDG

E3NT2

Last Sample in SDG

E3NT1

First Sample Receipt Date

09/17/09

Last Sample Receipt

09/24/09

**Note:** There are a maximum of 20 field samples [excluding Performance Evaluation (PE) samples] in an SDG. Attach the TR/COC Records to this form in alphanumeric order (the order listed above on this form).

Signature \_\_\_\_\_

Date \_\_\_\_\_



**USEPA Contract Laboratory Program  
Organic Traffic Report & Chain of Custody Record**

Case No: 38946  
DAS No: 09CK15  
SDG No: E3NT2

**L**

Date Shipped: 9/23/09  
Carrier Name: FedEx  
Airbill: 8638 4466 2013  
Shipped to: KAP Technologies Inc.  
9391 Grogans Mill Rd.  
Suite A2  
The Woodlands TX 77380  
(281) 367-0065

Chain of Custody Record	Relinquished By	(Date / Time)	Sampler Signature Received By	(Date / Time)
1	W.A. Bell	9/23/09 1900	Luis Hernandez	
2				
3				
4			Aron	09/24/09 10:15

**For Lab Use Only**  
Lab Contract No: EPW05032  
Unit Price:  
Transfer To:  
Lab Contract No:  
Unit Price:

ORGANIC MATRIX/ CONC/ TYPE  
SAMPLE No. L/G

E3NT1 Wastewater/  
MacGregor,  
Raddeman,  
Paukner

ANALYSIS/ TAG No./ PRESERVATIVE/ Bottles  
TURNAROUND

PCBs-Arocl (21) 5C-124223 (Ice Only) (1)

STATION LOCATION  
KK-DC-022

9/23/09 1130

SAMPLE COLLECT DATE/TIME

FOR LAB USE ONLY  
Sample Condition On Receipt

S-2678-01

Shipment for Case Complete? N	Sample(s) to be used for laboratory QC:	Additional Sampler Signature(s):	Cooler Temperature Upon Receipt: 2.9°C	Chain of Custody Seal Number: 105153 105154
Analysis Key:	Concentration: L = Low, M = Low/Medium, H = High	Type/Designate: Composite = C, Grab = G	Custody Seal Intact? <input checked="" type="checkbox"/>	Shipment Iced? <input checked="" type="checkbox"/>

PCBs-Arocl = PCBs- Aroclors

**TR Number: 5-264768350-082709-0003**

PR provides preliminary results. Request for preliminary results will increase analytical costs.

Send Copy to: Sample Management Office, Attn: Heather Bauer, CSC, 15000 Conference Center Dr., Chantilly, VA 20151-3819; Phone 703/818-4200; Fax 703/81

**LABORATORY COPY**

1H - FORM I ARO  
 AROCLOR ORGANICS ANALYSIS DATA SHEET

EPA SAMPLE NO.  
 E3NT1

Lab Name: KAP TECHNOLOGIES, INC. Contract: EPW05032  
 Lab Code: KAP Case No.: 38946 Mod Ref No.: \_\_\_\_\_ SDG No.: E3NT2  
 Matrix: (SOIL/SED/WATER) WATER Lab Sample ID: S-2678.01  
 Sample wt/vol: 1000 (g/mL) ML Lab File ID: P25884  
 % Moisture: \_\_\_\_\_ Decanted: (Y/N) N Date Received: 09/24/2009  
 Extraction: (Type) SEPF Date Extracted: 09/24/2009  
 Concentrated Extract Volume: 10000 (uL) Date Analyzed: 09/25/2009  
 Injection Volume: 1.0 (uL) GPC Factor: \_\_\_\_\_ Dilution Fact 1.0  
 GPC Cleanup: (Y/N) N pH: \_\_\_\_\_ Sulfur Cleanup: (Y/N) N  
 Acid Cleanup: (Y/N) Y

CAS No.	COMPOUND	CONCENTRATION UNITS: (ug/L or ug/Kg) UG/L	Q
12674-11-2	Aroclor-1016	1.0	U
11104-28-2	Aroclor-1221	1.0	U
11141-16-5	Aroclor-1232	1.0	U
53469-21-9	Aroclor-1242	1.0	U
12672-29-6	Aroclor-1248	1.0	U
11097-69-1	Aroclor-1254	1.0	U
11096-82-5	Aroclor-1260	1.0	U
37324-23-5	Aroclor-1262	1.0	U
11100-14-4	Aroclor-1268	1.0	U



## Contract Laboratory Program

### Sample Delivery Group (SDG) Cover Sheet

SDG Number E3P73

Laboratory Name Kap Technologies Inc Lab Code KAP

Contract No. EPW05032 Case No. 39078

Analysis Price \_\_\_\_\_ SDG Turnaround 21 Days/PR

#### EPA Sample Numbers in SDG (Listed in Numerical Order)

1) E3P73	7)	13)	19)
2)	8)	14)	20)
3)	9)	15)	21)
4)	10)	16)	22)
5)	11)	17)	23)
6)	12)	18)	24)

First Sample in SDG

E3P73

Last Sample in SDG

First Sample Receipt Date

10/02/09

Last Sample Receipt

**Note:** There are a maximum of 20 field samples [excluding Performance Evaluation (PE) samples] in an SDG. Attach the TR/COC Records to this form in alphanumeric order (the order listed above on this form).

Signature \_\_\_\_\_

Date \_\_\_\_\_



**USEPA Contract Laboratory Program  
Organic Traffic Report & Chain of Custody Record**

Case No: 39078  
 DAS No: 09CK16  
 SDG No: E3P73

For Lab Use Only  
 Lab Contract No: EPW05032  
 Unit Price:  
 Transfer To:  
 Lab Contract No:  
 Unit Price:

Date Shipped: 10/11/09  
 Carrier Name: FedEx  
 Airbill: 8338 4466 2138  
 Shipped to: KAP Technologies Inc.  
 9391 Grogans Mill Rd.  
 Suite A2  
 The Woodlands TX 77380  
 (281) 367-0065

Sampler Signature: [Signature]  
 Received By: [Signature] (Date / Time)

Chain of Custody Record

Relinquished By	(Date / Time)	STATION LOCATION	SAMPLE COLLECT DATE/TIME
1 [Signature]	10/09 1750		
2			
3			
4			

ANALYSIS/ PRESERVATIVE/ TAG No/ BOTTLES  
 PCBs-Arocl (21) 5C-124225 (Ice Only) (1)

ORGANIC MATRIX/ CONG/ FOR LAB USE ONLY  
 SAMPLE No. SAMPLER TYPE

E3P73 Wastewater/ L/G  
 MacGregor, Riddleman, Paukner  
 KK-DC-024 10/11/09 1439 S-2709.01

Shipment for Case Complete? N	Sample(s) to be used for laboratory QC:	Additional Sampler Signature(s):	Cooler Temperature Upon Receipt: 3.1°C	Chain of Custody Seal Number: 105/159
Analysis Key: PCBs-Arocl = PCBs- Aroclors	Concentration: L = Low, M = Low/Medium, H = High	Type/Designate: Composite = C, Grab = G		Custody Seal Intact? <input checked="" type="checkbox"/> Shipment Iced? <input checked="" type="checkbox"/>



1H - FORM I ARO  
 AROCLOR ORGANICS ANALYSIS DATA SHEET

EPA SAMPLE NO.

E3P73

Lab Name: KAP TECHNOLOGIES, INC. Contract: EPW05032  
 Lab Code: KAP Case No.: 39078 Mod Ref No.: \_\_\_\_\_ SDG No.: E3P73  
 Matrix: (SOIL/SED/WATER) WATER Lab Sample ID: S-2709.01  
 Sample wt/vol: 1000 (g/mL) ML Lab File ID: P26105  
 % Moisture: \_\_\_\_\_ Decanted: (Y/N) N Date Received: 10/02/2009  
 Extraction: (Type) SEPF Date Extracted: 10/02/2009  
 Concentrated Extract Volume: 10000 (uL) Date Analyzed: 10/04/2009  
 Injection Volume: 1.0 (uL) GPC Factor: \_\_\_\_\_ Dilution Fact 1.0  
 GPC Cleanup: (Y/N) N pH: \_\_\_\_\_ Sulfur Cleanup: (Y/N) N  
 Acid Cleanup: (Y/N) Y

CAS No.	COMPOUND	CONCENTRATION UNITS: (ug/L or ug/Kg) UG/L	Q
12674-11-2	Aroclor-1016	1.0	U
11104-28-2	Aroclor-1221	1.0	U
11141-16-5	Aroclor-1232	1.0	U
53469-21-9	Aroclor-1242	1.0	U
12672-29-6	Aroclor-1248	1.0	U
11097-69-1	Aroclor-1254	1.0	U
11096-82-5	Aroclor-1260	1.0	U
37324-23-5	Aroclor-1262	1.0	U
11100-14-4	Aroclor-1268	1.0	U



## Contract Laboratory Program

### Sample Delivery Group (SDG) Cover Sheet

SDG Number E3P73

Laboratory Name Kap Technologies Inc Lab Code KAP

Contract No. EPW05032 Case No. 39078

Analysis Price \_\_\_\_\_ SDG Turnaround 21 Days/PR

#### EPA Sample Numbers in SDG (Listed in Numerical Order)

1) E3P73	7)	13)	19)
2) E3P74	8)	14)	20)
3)	9)	15)	21)
4)	10)	16)	22)
5)	11)	17)	23)
6)	12)	18)	24)

First Sample in SDG

E3P73

Last Sample in SDG

E3P74

First Sample Receipt Date  
Date

10/02/09

Last Sample Receipt

10/08/09

**Note:** There are a maximum of 20 field samples [excluding Performance Evaluation (PE) samples] in an

SDG. Attach the TR/COC Records to this form in alphanumeric order (the order listed above on this form).

Signature \_\_\_\_\_

Date \_\_\_\_\_

10/12/09



**USEPA Contract Laboratory Program  
Organic Traffic Report & Chain of Custody Record**

Case No: 39078  
DAS No: 09CK16  
SDG No: E3P73

For Lab Use Only  
Lab Contract No: E8W05032  
Unit Price:  
Transfer To:  
Lab Contract No:  
Unit Price:

FOR LAB USE ONLY  
Sample Condition On Receipt

Sampler Signature: *[Signature]*  
Received Bx: *[Signature]*  
(Date / Time)

Relinquished By	(Date / Time)
1 <i>[Signature]</i>	10/17/09
2	
3	
4	

Date Shipped: 10/17/09  
Carrier Name: FedEx  
Airbill: 8638 4466249  
Shipped to: KAP Technologies Inc.  
9391 Grogans Mill Rd.  
Suite A2  
The Woodlands TX 77380  
(281) 367-0065

ORGANIC SAMPLE No.	MATRIX/ SAMPLER	CONC/ TYPE	ANALYSIS/ TURNAROUND	TAG No./ PRESERVATIVE/ Bottles	STATION LOCATION	SAMPLE COLLECT DATE/TIME
E3P74	Wastewater/ MacGregor, Raddeman, Paukner	L/G	PCBs-Arocl (21)	5C-124226 (Ice Only) (1)	KK-DC-025	10/17/09 1400

INORGANIC SAMPLE No. 5-2723.01 *[Signature]*

Shipment for Case Complete?	Sample(s) to be used for laboratory QC:	Additional Sampler Signature(s):	Cooler Temperature Upon Receipt: 2.8°C	Chain of Custody Seal Number: 105161 105762
Analysis Key: PCBs-Arocl = PCBs- Aroclors	Concentration: L = Low, M = Low/Medium, H = High	Type/Designate: Composite = C, Grab = G	Custody Seal Intact? <input checked="" type="checkbox"/>	Shipment Iced? <input checked="" type="checkbox"/>

1H - FORM I ARO  
 AROCLOR ORGANICS ANALYSIS DATA SHEET

EPA SAMPLE NO.

E3P74

Lab Name: KAP TECHNOLOGIES, INC. Contract: EPW05032  
 Lab Code: KAP Case No.: 39078 Mod Ref No.: \_\_\_\_\_ SDG No.: E3P73  
 Matrix: (SOIL/SED/WATER) WATER Lab Sample ID: S-2723.01  
 Sample wt/vol: 1000 (g/mL) ML Lab File ID: P26254  
 % Moisture: \_\_\_\_\_ Decanted: (Y/N) N Date Received: 10/08/2009  
 Extraction: (Type) SEPF Date Extracted: 10/09/2009  
 Concentrated Extract Volume: 10000 (uL) Date Analyzed: 10/09/2009  
 Injection Volume: 1.0 (uL) GPC Factor: \_\_\_\_\_ Dilution Fact 1.0  
 GPC Cleanup: (Y/N) N pH: \_\_\_\_\_ Sulfur Cleanup: (Y/N) N  
 Acid Cleanup: (Y/N) Y

CAS No.	COMPOUND	CONCENTRATION UNITS: (ug/L or ug/Kg)UG/L	Q
12674-11-2	Aroclor-1016	1.0	U
11104-28-2	Aroclor-1221	1.0	U
11141-16-5	Aroclor-1232	1.0	U
53469-21-9	Aroclor-1242	1.0	U
12672-29-6	Aroclor-1248	1.0	U
11097-69-1	Aroclor-1254	1.0	U
11096-82-5	Aroclor-1260	1.0	U
37324-23-5	Aroclor-1262	1.0	U
11100-14-4	Aroclor-1268	1.0	U



## Contract Laboratory Program

### Sample Delivery Group (SDG) Cover Sheet

SDG Number E3P75

Laboratory Name Kap Technologies Inc Lab Code KAP

Contract No. EPW05032 Case No. 39078

Analysis Price \_\_\_\_\_ SDG Turnaround 21 Days/PR

#### EPA Sample Numbers in SDG (Listed in Numerical Order)

1) E3P75	7)	13)	19)
2)	8)	14)	20)
3)	9)	15)	21)
4)	10)	16)	22)
5)	11)	17)	23)
6)	12)	18)	24)

First Sample in SDG

E3P75

Last Sample in SDG

First Sample Receipt Date  
Date

10/15/09

Last Sample Receipt

**Note:** There are a maximum of 20 field samples [excluding Performance Evaluation (PE) samples] in an SDG. Attach the TR/COC Records to this form in alphanumeric order (the order listed above on this form).

Signature \_\_\_\_\_

Date \_\_\_\_\_



**USEPA Contract Laboratory Program  
Organic Traffic Report & Chain of Custody Record**

Case No: 39078  
 DAS No: 09CK16  
 SDG No: E3P75

For Lab Use Only  
 Lab Contract No: ELW05032  
 Unit Price:  
 Transfer To:  
 Lab Contract No:  
 Unit Price:

Date Shipped: 10/14/09  
 Carrier Name: FedEx  
 Airbill: 6638 4966 2057  
 Shipped to: KAP Technologies Inc.  
 9391 Grogans Mill Rd.  
 Suite A2  
 The Woodlands TX 77380  
 (281) 367-0065

Chain of Custody Record

Relinquished By	(Date / Time)	Sampler Signature	Received By	(Date / Time)
1 J. Basak	10/14/09 1200		J. Basak	
2				
3				
4			Aron	10/15/09 9:40

ORGANIC SAMPLE No. E3P75

MATRIX/ SAMPLER: Wastewater/  
 MacGregor,  
 Raddeman,  
 Paukner

CONC/ TYPE: L/G

ANALYSIS/ TURNAROUND: PCBs-Arocl (21)

TAG No./ PRESERVATIVE/ Bottles: 5C-124227 (Ice Only) (1)

STATION LOCATION: KK-DC-026

SAMPLE COLLECT DATE/TIME: 10/14/09-0900

INORGANIC SAMPLE No. S-2733.01

FOR LAB USE ONLY: Sample Condition On Receipt

Shipment for Case Complete?

Sample(s) to be used for laboratory QC:

Additional Sampler Signature(s):

Cooler Temperature Upon Receipt: 3.5C

Chain of Custody Seal Number: 105763-105764

Concentration: L = Low, M = Low/Medium, H = High

Types/Designate: Composite = C, Grab = G

Custody Seal Intact?  Shipment Iced?

Analyst Key: PCBs-Arocl = PCBs- Aroclors



1H - FORM I ARO  
 AROCLOR ORGANICS ANALYSIS DATA SHEET

EPA SAMPLE NO.

E3P75

Lab Name: KAP TECHNOLOGIES, INC. Contract: EPW05032  
 Lab Code: KAP Case No.: 39078 Mod Ref No.: \_\_\_\_\_ SDG No.: E3P75  
 Matrix: (SOIL/SED/WATER) WATER Lab Sample ID: S-2733.01  
 Sample wt/vol: 1000 (g/mL) ML Lab File ID: P26417  
 % Moisture: \_\_\_\_\_ Decanted: (Y/N) N Date Received: 10/15/2009  
 Extraction: (Type) SEPF Date Extracted: 10/15/2009  
 Concentrated Extract Volume: 10000 (uL) Date Analyzed: 10/16/2009  
 Injection Volume: 1.0 (uL) GPC Factor: \_\_\_\_\_ Dilution Fact 1.0  
 GPC Cleanup: (Y/N) N pH: \_\_\_\_\_ Sulfur Cleanup: (Y/N) N  
 Acid Cleanup: (Y/N) Y

CAS No.	COMPOUND	CONCENTRATION UNITS: (ug/L or ug/Kg) UG/L	Q
12674-11-2	Aroclor-1016	1.0	U
11104-28-2	Aroclor-1221	1.0	U
11141-16-5	Aroclor-1232	1.0	U
53469-21-9	Aroclor-1242	1.0	U
12672-29-6	Aroclor-1248	1.0	U
11097-69-1	Aroclor-1254	1.0	U
11096-82-5	Aroclor-1260	1.0	U
37324-23-5	Aroclor-1262	1.0	U
11100-14-4	Aroclor-1268	1.0	U



## Contract Laboratory Program

### Sample Delivery Group (SDG) Cover Sheet

SDG Number E3P75

Laboratory Name Kap Technologies Inc Lab Code KAP

Contract No. EPW05032 Case No. 39078

Analysis Price \_\_\_\_\_ SDG Turnaround 21 Days/PR

EPA Sample Numbers in SDG (Listed in Numerical Order)

1) E3P75	7)	13)	19)
2) E3P76	8)	14)	20)
3)	9)	15)	21)
4)	10)	16)	22)
5)	11)	17)	23)
6)	12)	18)	24)

First Sample in SDG

E3P75

Last Sample in SDG

E3P76

First Sample Receipt Date  
Date

10/15/09

Last Sample Receipt

10/22/09

**Note:** There are a maximum of 20 field samples [excluding Performance Evaluation (PE) samples] in an SDG. Attach the TR/COC Records to this form in alphanumeric order (the order listed above on this form).

Signature \_\_\_\_\_

Date \_\_\_\_\_

10/26/09



**USEPA Contract Laboratory Program  
Organic Traffic Report & Chain of Custody Record**

Case No: 39078  
DAS No: 09CK16  
SDG No: E3P75

For Lab Use Only  
Lab Contract No: EPW05032  
Unit Price:  
Transfer To:  
Lab Contract No:  
Unit Price:

Sampler Signature: *J. B. Beck*  
Received By: *J. B. Beck*  
(Date / Time)

Chain of Custody Record	
Relinquished By	(Date / Time)
1 <i>J. B. Beck</i>	10/21/09
2	
3	
4	

Date Shipped: 10.21.09  
Carrier Name: FedEx  
Airbill: 9638 4966 2068  
Shipped to: KAP Technologies Inc.  
9391 Grogans Mill Rd.  
Suite A2  
The Woodlands TX 77380  
(281) 367-0065

ORGANIC SAMPLE No. E3P76

MATRIX/ SAMPLER: Wastewater/  
MacGregor,  
Raddeman,  
Paukner

CONC/ TYPE: L/G

ANALYSIS/ TURNAROUND: PCBs-Arocl (21)

TAG No./ PRESERVATIVE/ Bottles: 5C-124228 (Ice Only) (1)

STATION LOCATION: KK-DC-027

SAMPLE COLLECT DATE/TIME: 10/21/09 0900

FOR LAB USE ONLY: INORGANIC SAMPLE No. S-2744.01

Shipment for Case Complete? <input type="checkbox"/>	Sample(s) to be used for laboratory QC:	Additional Sampler Signature(s):	Cooler Temperature Upon Receipt: 2.8°C	Chain of Custody Seal Number: 105165-105166
Analysis Key: PCBs-Arocl = PCBs- Aroclors	Concentration: L = Low, M = Low/Medium, H = High	Type/Designate: Composite = C, Grab = G	Custody Seal Intact? <input checked="" type="checkbox"/>	Shipment Iced? <input checked="" type="checkbox"/>

1H - FORM I ARO  
 AROCLOR ORGANICS ANALYSIS DATA SHEET

EPA SAMPLE NO.

E3P76

Lab Name: KAP TECHNOLOGIES, INC. Contract: EPW05032  
 Lab Code: KAP Case No.: 39078 Mod Ref No.: \_\_\_\_\_ SDG No.: E3P75  
 Matrix: (SOIL/SED/WATER) WATER Lab Sample ID: S-2744.01  
 Sample wt/vol: 1000 (g/mL) ML Lab File ID: P26482  
 % Moisture: \_\_\_\_\_ Decanted: (Y/N) N Date Received: 10/22/2009  
 Extraction: (Type) SEPF Date Extracted: 10/22/2009  
 Concentrated Extract Volume: 10000 (uL) Date Analyzed: 10/25/2009  
 Injection Volume: 1.0 (uL) GPC Factor: \_\_\_\_\_ Dilution Fact 1.0  
 GPC Cleanup: (Y/N) N pH: \_\_\_\_\_ Sulfur Cleanup: (Y/N) N  
 Acid Cleanup: (Y/N) Y

CAS No.	COMPOUND	CONCENTRATION UNITS: (ug/L or ug/Kg) UG/L	Q
12674-11-2	Aroclor-1016	1.0	U
11104-28-2	Aroclor-1221	1.0	U
11141-16-5	Aroclor-1232	1.0	U
53469-21-9	Aroclor-1242	1.0	U
12672-29-6	Aroclor-1248	1.0	U
11097-69-1	Aroclor-1254	1.0	U
11096-82-5	Aroclor-1260	1.0	U
37324-23-5	Aroclor-1262	1.0	U
11100-14-4	Aroclor-1268	1.0	U



## Contract Laboratory Program

### Sample Delivery Group (SDG) Cover Sheet

SDG Number E3P77

Laboratory Name Kap Technologies Inc Lab Code KAP

Contract No. EPW05032 Case No. 39078

Analysis Price \_\_\_\_\_ SDG Turnaround 21 Days/PR

#### EPA Sample Numbers in SDG (Listed in Numerical Order)

1) E3P77	7)	13)	19)
2)	8)	14)	20)
3)	9)	15)	21)
4)	10)	16)	22)
5)	11)	17)	23)
6)	12)	18)	24)

First Sample in SDG

E3P77

Last Sample in SDG

First Sample Receipt Date

10/30/09


Last Sample Receipt

1

**Note:** There are a maximum of 20 **field** samples [excluding Performance Evaluation (PE) samples] in an SDG. Attach the TR/COC Records to this form in alphanumeric order (the order listed above on this form).

Signature \_\_\_\_\_

Date \_\_\_\_\_



**USEPA Contract Laboratory Program  
Organic Traffic Report & Chain of Custody Record**

Date Shipped: 10/29/09  
 Carrier Name: FedEx  
 Airbill: 8638 4A66 1988  
 Shipped to: KAP Technologies Inc.  
 9391 Grogans Mill Rd.  
 Suite A2  
 The Woodlands TX 77380  
 (281) 367-0065

Relinquished By	(Date / Time)
1 <i>[Signature]</i>	
2	
3	
4	

Sampler Signature:	Received By	(Date / Time)
	<i>[Signature]</i>	

**For Lab Use Only**  
 Lab Contract No: EPW 05032  
 Unit Price:  
 Transfer To:  
 Lab Contract No:  
 Unit Price:

Case No: 39078  
 DAS No: 09CK16  
 SDG No: E3P77

ORGANIC SAMPLE No. E3P77 MATRIX/ SAMPLER Wastewater/ MacGregor, Raddeman, Paukner CONC/ TYPE L/G ANALYSIS/ TURNAROUND PCBs-Arocl (21) TAG No./ PRESERVATIVE/ Bottles 5C-124229 (ice Only), 5C-124230 (ice Only), 5C-124231 (ice Only) (3) STATION LOCATION KK-DC-028 SAMPLE COLLECT DATE/TIME 10/29/09 1100 INORGANIC SAMPLE No. FOR LAB USE ONLY Sample Condition On Receipt

10/30/09 9:25  
 10/29/09 1100  
 S-2770.01  
 WLSR

Shipment for Case Complete?N	Sample(s) to be used for laboratory QC: E3P77	Additional Sampler Signature(s):	Cooler Temperature Upon Receipt:	Chain of Custody Seal Number: 105167-105168
Analysis Key: PCBs-Arocl = PCBs- Aroclors	Concentration: L = Low, M = Low/Medium, H = High	Type/Designate: Composite = C, Grab = G	Custody Seal Intact? <input type="checkbox"/>	Shipment Iced? <input type="checkbox"/>

**TR Number: 5-264768350-093009-0005**

PR provides preliminary results. Requests for preliminary results will increase analytical costs.  
 Send Copy to: Sample Management Office, Attn: Heather Bauer, CSC, 15000 Conference Center Dr., Chantilly, VA 20151-3819; Phone 703/818-4200; Fax 703/81

**LABORATORY COPY**



1H - FORM I ARO  
 AROCLOR ORGANICS ANALYSIS DATA SHEET

EPA SAMPLE NO.

E3P77

Lab Name: KAP TECHNOLOGIES, INC. Contract: EPW05032  
 Lab Code: KAP Case No.: 39078 Mod Ref No.: \_\_\_\_\_ SDG No.: E3P77  
 Matrix: (SOIL/SED/WATER) WATER Lab Sample ID: S-2770.01  
 Sample wt/vol: 1000 (g/mL) ML Lab File ID: P26664  
 % Moisture: \_\_\_\_\_ Decanted: (Y/N) N Date Received: 10/30/2009  
 Extraction: (Type) SEPF Date Extracted: 10/30/2009  
 Concentrated Extract Volume: 10000 (uL) Date Analyzed: 11/01/2009  
 Injection Volume: 1.0 (uL) GPC Factor: \_\_\_\_\_ Dilution Fact 1.0  
 GPC Cleanup: (Y/N) N pH: \_\_\_\_\_ Sulfur Cleanup: (Y/N) N  
 Acid Cleanup: (Y/N) Y

CAS No.	COMPOUND	CONCENTRATION UNITS: (ug/L or ug/Kg) UG/L	Q
12674-11-2	Aroclor-1016	1.0	U
11104-28-2	Aroclor-1221	1.0	U
11141-16-5	Aroclor-1232	1.0	U
53469-21-9	Aroclor-1242	1.0	U
12672-29-6	Aroclor-1248	1.0	U
11097-69-1	Aroclor-1254	1.0	U
11096-82-5	Aroclor-1260	1.0	U
37324-23-5	Aroclor-1262	1.0	U
11100-14-4	Aroclor-1268	1.0	U



## Contract Laboratory Program

### Sample Delivery Group (SDG) Cover Sheet

SDG Number E3P78

Laboratory Name Kap Technologies Inc Lab Code KAP

Contract No. EPW05032 Case No. 39214

Analysis Price \_\_\_\_\_ SDG Turnaround 21 Days/PR

#### EPA Sample Numbers in SDG (Listed in Numerical Order)

1) E3P78	7)	13)	19)
2)	8)	14)	20)
3)	9)	15)	21)
4)	10)	16)	22)
5)	11)	17)	23)
6)	12)	18)	24)

First Sample in SDG

E3P78

Last Sample in SDG

First Sample Receipt Date

Date

11/05/09


Last Sample Receipt

**Note:** There are a maximum of 20 **field** samples [excluding Performance Evaluation (PE) samples] in an

SDG. Attach the TR/COC Records to this form in alphanumeric order (the order listed above on this form).

Signature \_\_\_\_\_

Date \_\_\_\_\_



**USEPA Contract Laboratory Program  
Organic Traffic Report & Chain of Custody Record**

Date Shipped: **11-4-09**  
 Carrier Name: FedEx  
 Airbill: **8638 4466 2074**  
 Shipped to: KAP Technologies Inc.  
 9391 Grogans Mill Rd.  
 Suite A2  
 The Woodlands TX 77380  
 (281) 367-0065

Chain of Custody Record	
Relinquished By	(Date / Time)
1. <i>[Signature]</i>	
2.	
3.	
4.	

For Lab Use Only  
 Lab Contract No: **EPW05032**  
 Unit Price:  
 Transfer To:  
 Lab Contract No:  
 Unit Price:

Case No: **39214**  
 DAS No: **09CK15**  
 SDG No: **E3P78**

ORGANIC SAMPLE No. **E3P78** MATRIX/ SAMPLER **Wastewater/ MacGregor, Raddeman, Paukner** CONC/ TYPE **L/G** ANALYSIS/ TURNAROUND **PCBs-Arocl (21)** TAG No./ PRESERVATIVE/ Bottles **5C-124232 (Ice Only) (1)** STATION LOCATION **KK-DC-029** SAMPLE COLLECT DATE/TIME **11-4-09 / 0830** INORGANIC SAMPLE No. **S-2783.01** FOR LAB USE ONLY Sample Condition On Receipt

Sampler Signature: *[Signature]* Received By: *[Signature]* (Date / Time)  
 Station Location: **KK-DC-029**  
 Station Location: **KK-DC-029**  
 Station Location: **KK-DC-029**  
 Station Location: **KK-DC-029**

Shipment for Case Complete? <b>N</b>	Sample(s) to be used for laboratory QC:	Additional Sampler Signature(s):	Cooler Temperature Upon Receipt: <b>2-2-c</b>	Chain of Custody Seal Number: <b>105169 / 105170</b>
Analysis Key: <b>PCBs-Arocl = PCBs- Aroclors</b>	Concentration: <b>L = Low, M = Low/Medium, H = High</b>	Type/Designate: <b>Composite = C, Grab = G</b>	Custody Seal Intact? <b>X</b>	Shipment Iced? <b>X</b>

**TR Number: 5-264768350-110209-0001**  
 PR provides preliminary results. Requests for preliminary results will increase analytical costs.  
 Send Copy to: Sample Management Office, Attn: Heather Bauer, CSC, 15000 Conference Center Dr., Chantilly, VA 20151-3819; Phone 703/818-4200; Fax 703/81

**LABORATORY COPY**

1H - FORM I ARO  
 AROCLOR ORGANICS ANALYSIS DATA SHEET

EPA SAMPLE NO.

E3P78

Lab Name: KAP TECHNOLOGIES, INC. Contract: EPW05032  
 Lab Code: KAP Case No.: 39214 Mod Ref No.: \_\_\_\_\_ SDG No.: E3P78  
 Matrix: (SOIL/SED/WATER) WATER Lab Sample ID: S-2783.01  
 Sample wt/vol: 1000 (g/mL) ML Lab File ID: P26969  
 % Moisture: \_\_\_\_\_ Decanted: (Y/N) N Date Received: 11/05/2009  
 Extraction: (Type) SEPF Date Extracted: 11/05/2009  
 Concentrated Extract Volume: 10000 (uL) Date Analyzed: 11/12/2009  
 Injection Volume: 1.0 (uL) GPC Factor: \_\_\_\_\_ Dilution Fact 1.0  
 GPC Cleanup: (Y/N) N pH: \_\_\_\_\_ Sulfur Cleanup: (Y/N) N  
 Acid Cleanup: (Y/N) Y

CAS No.	COMPOUND	CONCENTRATION UNITS: (ug/L or ug/Kg) UG/L	Q
12674-11-2	Aroclor-1016	1.0	U
11104-28-2	Aroclor-1221	1.0	U
11141-16-5	Aroclor-1232	1.0	U
53469-21-9	Aroclor-1242	1.0	U
12672-29-6	Aroclor-1248	1.0	U
11097-69-1	Aroclor-1254	1.0	U
11096-82-5	Aroclor-1260	1.0	U
37324-23-5	Aroclor-1262	1.0	U
11100-14-4	Aroclor-1268	1.0	U



### Contract Laboratory Program

<b>Sample Delivery Group (SDG) Cover Sheet</b>	
SDG Number <u>E3P78</u>	
Laboratory Name <u>Kap Technologies Inc</u>	Lab Code <u>KAP</u>
Contract No. <u>EPW05032</u>	Case No. <u>39214</u>
Analysis Price _____	SDG Turnaround <u>21 Days/PR</u>

#### EPA Sample Numbers in SDG (Listed in Numerical Order)

1) E3P78	7)	13)	19)
2) E3P79	8)	14)	20)
3) E3P80	9)	15)	21)
4)	10)	16)	22)
5)	11)	17)	23)
6)	12)	18)	24)

First Sample in SDG

E3P78

Last Sample in SDG

E3P80


First Sample Receipt Date

Date  
11/05/09

Last Sample Receipt

11/12/09

**Note:** There are a maximum of 20 **field** samples [excluding Performance Evaluation (PE) samples] in an SDG. Attach the TR/COC Records to this form in alphanumeric order (the order listed above on this form).

Signature 

Date 11/20/09



**USEPA Contract Laboratory Program  
Organic Traffic Report & Chain of Custody Record**

Case No: 39214  
DAS No: 09CK15  
SDG No: E3P78

For Lab Use Only  
Lab Contract No: EPW05032  
Unit Price:  
Transfer To:  
Lab Contract No:  
Unit Price:

Date Shipped: 11/11/09  
Carrier Name: FedEx  
Airbill: 8638-4466-2080  
Shipped to: KAP Technologies Inc.  
9391 Grogans Mill Rd.  
Suite A2  
The Woodlands TX 77380  
(281) 367-0065

Chain of Custody Record

Relinquished By	(Date / Time)	Sampler Signature	Received By	(Date / Time)
1. [Signature]	11/11/09 11:20	[Signature]	[Signature]	[Signature]
2.				
3.				
4.				

ORGANIC SAMPLE No.	MATRIX/ SAMPLER	CONC/ TYPE	ANALYSIS/ TURNAROUND	TAG No./ PRESERVATIVE/ Bottles	STATION LOCATION	SAMPLE COLLECT DATE/TIME	INORGANIC SAMPLE No.	FOR LAB USE ONLY Sample Condition On Receipt
E3P79	Wastewater/ MacGregor, Raddeman, Paukner	L/G	PCBs-Arocl (21)	5C-124233 (Ice Only) (1)	KK-DC-030	11/11/09 11:50	S-2798.01	
E3P80	Wastewater/ MacGregor, Raddeman, Paukner	L/G	PCBs-Arocl (21)	5C-124235 (Ice Only) (1)	KK-DC-030FD	11/11/09 11:05	.02	push

Shipment for Case Complete?

Sample(s) to be used for laboratory QC:

Concentration: L = Low, M = Low/Medium, H = High

PCBs-Arocl = PCBs- Aroclors

Additional Sampler Signature(s):

Cooler Temperature Upon Receipt: 1.5°C

Chain of Custody Seal Number: 105171-105172

Custody Seal Intact?  Shipment Iced?



1H - FORM I ARO  
 AROCLOR ORGANICS ANALYSIS DATA SHEET

EPA SAMPLE NO.

E3P79

Lab Name: KAP TECHNOLOGIES, INC. Contract: EPW05032  
 Lab Code: KAP Case No.: 39214 Mod Ref No.: \_\_\_\_\_ SDG No.: E3P78  
 Matrix: (SOIL/SED/WATER) WATER Lab Sample ID: S-2798.01  
 Sample wt/vol: 1000 (g/mL) ML Lab File ID: P27044  
 % Moisture: \_\_\_\_\_ Decanted: (Y/N) N Date Received: 11/12/2009  
 Extraction: (Type) SEPF Date Extracted: 11/12/2009  
 Concentrated Extract Volume: 10000 (uL) Date Analyzed: 11/14/2009  
 Injection Volume: 1.0 (uL) GPC Factor: \_\_\_\_\_ Dilution Factor: 1.0  
 GPC Cleanup: (Y/N) N pH: \_\_\_\_\_ Sulfur Cleanup: (Y/N) N  
 Acid Cleanup: (Y/N) Y

CAS No.	COMPOUND	CONCENTRATION UNITS: (ug/L or ug/Kg) UG/L	Q
12674-11-2	Aroclor-1016	1.0	U
11104-28-2	Aroclor-1221	1.0	U
11141-16-5	Aroclor-1232	1.0	U
53469-21-9	Aroclor-1242	1.0	U
12672-29-6	Aroclor-1248	1.0	U
11097-69-1	Aroclor-1254	1.0	U
11096-82-5	Aroclor-1260	1.0	U
37324-23-5	Aroclor-1262	1.0	U
11100-14-4	Aroclor-1268	1.0	U

1H - FORM I ARO  
 AROCLOR ORGANICS ANALYSIS DATA SHEET

EPA SAMPLE NO.

E3P80

Lab Name: KAP TECHNOLOGIES, INC. Contract: EPW05032  
 Lab Code: KAP Case No.: 39214 Mod Ref No.: \_\_\_\_\_ SDG No.: E3P78  
 Matrix: (SOIL/SED/WATER) WATER Lab Sample ID: S-2798.02  
 Sample wt/vol: 1000 (g/mL) ML Lab File ID: P27045  
 % Moisture: \_\_\_\_\_ Decanted: (Y/N) N Date Received: 11/12/2009  
 Extraction: (Type) SEPF Date Extracted: 11/12/2009  
 Concentrated Extract Volume: 10000 (uL) Date Analyzed: 11/14/2009  
 Injection Volume: 1.0 (uL) GPC Factor: \_\_\_\_\_ Dilution Factor: 1.0  
 GPC Cleanup: (Y/N) N pH: \_\_\_\_\_ Sulfur Cleanup: (Y/N) N  
 Acid Cleanup: (Y/N) Y

CAS No.	COMPOUND	CONCENTRATION UNITS: (ug/L or ug/Kg) UG/L	Q
12674-11-2	Aroclor-1016	1.0	U
11104-28-2	Aroclor-1221	1.0	U
11141-16-5	Aroclor-1232	1.0	U
53469-21-9	Aroclor-1242	1.0	U
12672-29-6	Aroclor-1248	1.0	U
11097-69-1	Aroclor-1254	1.0	U
11096-82-5	Aroclor-1260	1.0	U
37324-23-5	Aroclor-1262	1.0	U
11100-14-4	Aroclor-1268	1.0	U





**USEPA Contract Laboratory Program  
Organic Traffic Report & Chain of Custody Record**

Case No: 39214  
DAS No: 09CK15  
SDG No: E3P81

**L**

Date Shipped: 11/19/09		Sampler Signature: <i>m.a. Jell</i>	
Carrier Name: FedEx		Received By (Date / Time): <i>m.a. Jell</i>	
Airbill: 8638 4466 2116		Relinquished By (Date / Time): <i>m.a. Jell</i>	
Shipped to: KAP Technologies Inc. 9391 Grogans Mill Rd. Suite A2 The Woodlands TX 77380 (281) 367-0065		1 <i>m.a. Jell</i> 11/19/09 1530	
		2	
		3	
		4 <i>Jeanne Bredwell</i> 11/20/09	

ORGANIC SAMPLE No. E3P81 MATRIX/ SAMPLER Wastewater/ MacGregor, Raddeman, Paukner CONC/ TYPE L/G ANALYSIS/ TURNAROUND PCBs-Arocl (21) TAG No./ PRESERVATIVE/ Bottles 5C-124234 (Ice Only) (1) STATION LOCATION KK-DC-031 SAMPLE COLLECT DATE/TIME 11/19/09 0915 INORGANIC SAMPLE No. 52802 FOR LAB USE ONLY Sample Condition On Receipt Fine

Unit Price: \_\_\_\_\_  
Transfer To: \_\_\_\_\_  
Lab Contract No: \_\_\_\_\_  
Unit Price: \_\_\_\_\_

Shipment for Case Complete? <input type="checkbox"/>	Sample(s) to be used for laboratory QC:	Additional Sampler Signature(s):	Cooler Temperature Upon Receipt: 3.2°C	Chain of Custody Seal Number: 105174 105173
Analysis Key: PCBs-Arocl = PCBs- Aroclors	Concentration: L = Low, M = Low/Medium, H = High	Type/Designate: Composite = C, Grab = G		Custody Seal Intact? <input checked="" type="checkbox"/> Shipment Iced? <input checked="" type="checkbox"/>

1H - FORM I ARO  
 AROCLOR ORGANICS ANALYSIS DATA SHEET

EPA SAMPLE NO.

E3P81

Lab Name: KAP TECHNOLOGIES, INC. Contract: EPW05032  
 Lab Code: KAP Case No.: 39214 Mod Ref No.: \_\_\_\_\_ SDG No.: E3P81  
 Matrix: (SOIL/SED/WATER) SOIL Lab Sample ID: S-2802.01  
 Sample wt/vol: 30.00 (g/mL) G Lab File ID: A20342  
 % Moisture: 0 Decanted: (Y/N) N Date Received: \_\_\_\_\_  
 Extraction: (Type) SONC Date Extracted: 10/21/2009  
 Concentrated Extract Volume: 10000 (uL) Date Analyzed: 11/25/2009  
 Injection Volume: 1.0 (uL) GPC Factor: \_\_\_\_\_ Dilution Factor: 1.0  
 GPC Cleanup: (Y/N) N pH: \_\_\_\_\_ Sulfur Cleanup: (Y/N) N  
 Acid Cleanup: (Y/N) Y

CAS No.	COMPOUND	CONCENTRATION UNITS: (ug/L or ug/Kg) UG/KG	Q
12674-11-2	Aroclor-1016	33	U
11104-28-2	Aroclor-1221	33	U
11141-16-5	Aroclor-1232	33	U
53469-21-9	Aroclor-1242	33	U
12672-29-6	Aroclor-1248	33	U
11097-69-1	Aroclor-1254	33	U
11096-82-5	Aroclor-1260	33	U
37324-23-5	Aroclor-1262	33	U
11100-14-4	Aroclor-1268	33	U



### Contract Laboratory Program

<b>Sample Delivery Group (SDG) Cover Sheet</b>			
SDG Number <u>E3P81</u>			
Laboratory Name	Kap Technologies Inc	Lab Code	KAP
Contract No.	EPW05032	Case No.	39214
Analysis Price	SDG Turnaround <u>21 Days/PR</u>		

#### EPA Sample Numbers in SDG (Listed in Numerical Order)

1) E3P81	7)	13)	19)
2) E3P82	8)	14)	20)
3)	9)	15)	21)
4)	10)	16)	22)
5)	11)	17)	23)
6)	12)	18)	24)

First Sample in SDG

E3P81

Last Sample in SDG

E3P82


First Sample Receipt Date

11/20/09


Last Sample Receipt

11/25/09

**Note:** There are a maximum of 20 **field** samples [excluding Performance Evaluation (PE) samples] in an SDG. Attach the TR/COC Records to this form in alphanumeric order (the order listed above on this form).

Signature 

Date 11/30/09



**USEPA Contract Laboratory Program  
Organic Traffic Report & Chain of Custody Record**

Case No: 39214  
DAS No: 09CK15  
SDG No: E3P81

**L**

Date Shipped: 11/19/09		Sampler Signature: <i>m.a. Jell</i>	
Carrier Name: FedEx		Received By (Date / Time)	
Airbill: 8638 4466 2116		1 <i>m.a. Jell</i> 11/19/09 1530	
Shipped to: KAP Technologies Inc. 9391 Grogans Mill Rd. Suite A2 The Woodlands TX 77380 (281) 367-0065		2	
		3	
		4	

FOR LAB USE ONLY  
Sample Condition On Receipt

ORGANIC SAMPLE No. E3P81  
MATRIX/ SAMPLER Wastewater/  
CONC/ TYPE L/G  
ANALYSIS/ TURNAROUND PCBs-Arocl (21)  
PRESERVATIVE/ Bottles 5C-124234 (Ice Only) (1)  
STATION LOCATION KK-DC-031  
SAMPLE COLLECT DATE/TIME 11/19/09 0915  
INORGANIC SAMPLE No. S-2802  
Unit Price: .01

Shipment for Case Complete?	Sample(s) to be used for laboratory QC:	Additional Sampler Signature(s):	Cooler Temperature Upon Receipt: 3.2°C	Chain of Custody Seal Number: 105174 105173
Analysis Key: PCBs-Arocl = PCBs- Aroclors	Concentration: L = Low, M = Low/Medium, H = High	Type/Designate: Composite = C, Grab = G	Custody Seal Intact? <input checked="" type="checkbox"/>	Shipment Iced? <input checked="" type="checkbox"/>





**USEPA Contract Laboratory Program  
Organic Traffic Report & Chain of Custody Record**

Case No: 39214  
DAS No: 09CK15  
SDG No: *ESPR*

**L**

Date Shipped: <i>11/24/09</i>		Carrier Name: FedEx		Sampler Signature: <i>M. A. J. J.</i>		Received By: <i>M. A. J. J.</i>		Date / Time: <i>(Date / Time)</i>	
Airbill: <i>8638 4466 2105</i>		KAP Technologies Inc.		Relinquished By: <i>M. A. J. J.</i>		Date / Time: <i>11/24/09 10:45</i>			
Shipped to:		9391 Grogans Mill Rd.							
		Suite A2							
		The Woodlands TX 77380							
		(281) 367-0065							

ORGANIC SAMPLE No. **E3P82** MATRIX/ SAMPLER **Wastewater/ MacGregor, Raddeman, Paukner** CONC/ TYPE **L/G** ANALYSIS/ TURNAROUND **PCBs-Arocl (21)** PRESERVATIVE/ Bottles **5C-124236 (Ice Only) (1)** TAG No./ STATION LOCATION **KK-DC-032** SAMPLE COLLECT DATE/TIME **11/24/09 10:22** INORGANIC SAMPLE No. **1002** FOR LAB USE ONLY Sample Condition On Receipt **S-2807.01**

Chain of Custody Record

Relinquished By	Date / Time	Sampler Signature	Received By	Date / Time
1 <i>M. A. J. J.</i>	<i>11/24/09 10:45</i>	<i>M. A. J. J.</i>	<i>M. A. J. J.</i>	<i>(Date / Time)</i>
2				
3				
4				

Shipment for Case Complete? <b>N</b>	Sample(s) to be used for laboratory QC:	Additional Sampler Signature(s):	Cooler Temperature Upon Receipt: <b>2.8°C</b>	Chain of Custody Seal Number: <b>105175 105176</b>
Analysis Key: <b>PCBs-Arocl = PCBs- Aroclors</b>	Concentration: <b>L = Low, M = Low/Medium, H = High</b>	Type/Designate: <b>Composite = C, Grab = G</b>	Custody Seal Intact? <b>Y</b>	Shipment Iced? <b>Y</b>

1H - FORM I ARO  
 AROCLOR ORGANICS ANALYSIS DATA SHEET

EPA SAMPLE NO.

E3P82

Lab Name: KAP TECHNOLOGIES, INC. Contract: EPW05032  
 Lab Code: KAP Case No.: 39214 Mod Ref No.: \_\_\_\_\_ SDG No.: E3P81  
 Matrix: (SOIL/SED/WATER) WATER Lab Sample ID: S-2807.01  
 Sample wt/vol: 1000 (g/mL) ML Lab File ID: A20415  
 % Moisture: \_\_\_\_\_ Decanted: (Y/N) N Date Received: 11/25/2009  
 Extraction: (Type) SEPF Date Extracted: 11/25/2009  
 Concentrated Extract Volume: 10000 (uL) Date Analyzed: 11/29/2009  
 Injection Volume: 1.0 (uL) GPC Factor: \_\_\_\_\_ Dilution Fact 1.0  
 GPC Cleanup: (Y/N) N pH: \_\_\_\_\_ Sulfur Cleanup: (Y/N) N  
 Acid Cleanup: (Y/N) Y

CAS No.	COMPOUND	CONCENTRATION UNITS: (ug/L or ug/Kg) UG/L	Q
12674-11-2	Aroclor-1016	1.0	U
11104-28-2	Aroclor-1221	1.0	U
11141-16-5	Aroclor-1232	1.0	U
53469-21-9	Aroclor-1242	1.0	U
12672-29-6	Aroclor-1248	1.0	U
11097-69-1	Aroclor-1254	1.0	U
11096-82-5	Aroclor-1260	1.0	U
37324-23-5	Aroclor-1262	1.0	U
11100-14-4	Aroclor-1268	1.0	U



### Contract Laboratory Program

<b>Sample Delivery Group (SDG) Cover Sheet</b>			
SDG Number <u>E3P83</u>			
Laboratory Name	Kap Technologies Inc	Lab Code	KAP
Contract No.	EPW05032	Case No.	39214
Analysis Price	_____	SDG Turnaround	<u>21 Days/PR</u>

#### EPA Sample Numbers in SDG (Listed in Numerical Order)

1) E3P83	7)	13)	19)
2)	8)	14)	20)
3)	9)	15)	21)
4)	10)	16)	22)
5)	11)	17)	23)
6)	12)	18)	24)

First Sample in SDG

Last Sample in SDG

First Sample Receipt Date

Last Sample Receipt

**Note:** There are a maximum of 20 **field** samples [excluding Performance Evaluation (PE) samples] in an SDG. Attach the TR/COC Records to this form in alphanumeric order (the order listed above on this form).

Signature \_\_\_\_\_

Date \_\_\_\_\_



**USEPA Contract Laboratory Program  
Organic Traffic Report & Chain of Custody Record**

Case No: 39214  
DAS No: 09CK15  
SDG No: E3P83

**L**

Date Shipped: 12/11/09		Sampler Signature: <i>Ma. J. del</i>	
Carrier Name: FedEx		Received By: <i>Ma. J. del</i>	
Airbill: 8638 4466 2090		Chain of Custody Record	
Shipped to: KAP Technologies Inc. 9391 Grogans Mill Rd. Suite A2 The Woodlands TX 77380 (281) 367-0065		Relinquished By: <i>Ma. J. del</i>	(Date / Time): 12/11/09 1030
ORGANIC SAMPLE No.	MATRIX/ SAMPLER	CONC/ TYPE	ANALYSIS/ TURNAROUND
E3P83	Wastewater/ MacGregor, Raddeman, Paukner	L/G	PCBs-Arocl (21)
			5C-124237 (Ice Only), (2)
			5C-124238 (Ice Only) (2)
			KK-DC-033
			12/11/09 0951 S-2811.01
			FOR LAB USE ONLY Sample Condition On Receipt
			INORGANIC SAMPLE No.
			Unit Price:
			Lab Contract No:
			Transfer To:
			Unit Price:
			Lab Contract No:
			Unit Price:

*Jeanne Budusec 12/11/09*

15 + 50 544

Shipment for Case Complete? N	Sample(s) to be used for laboratory QC: E3P83	Additional Sampler Signature(s):	Cooler Temperature Upon Receipt: 3.9°C	Chain of Custody Seal Number: 105177 105178
Analysis Key: PCBs-Arocl = PCBs- Aroclors	Concentration: L = Low, M = Low/Medium, H = High	Type/Designate: Composite = C, Grab = G	Custody Seal Intact? <input checked="" type="checkbox"/>	Shipment Iced? <input checked="" type="checkbox"/>

**LABORATORY COPY**

TR Number: 5-264768350-110209-0005

PR provides preliminary results. Requests for preliminary results will increase analytical costs.  
Send Copy to: Sample Management Office, Attn: Heather Bauer, CSC, 15000 Conference Center Dr., Chantilly, VA 20151-3819; Phone 703/818-4200; Fax 703/81

F2V5.1.043 Page 1 of 1

1H - FORM I ARO  
 AROCLOR ORGANICS ANALYSIS DATA SHEET

EPA SAMPLE NO.

E3P83

Lab Name: KAP TECHNOLOGIES, INC.

Contract: EPW05032

Lab Code: KAP

Case No.: 39214

Mod Ref No.: \_\_\_\_\_ SDG No.: E3P83

Matrix: (SOIL/SED/WATER) WATER

Lab Sample ID: S-2811.01

Sample wt/vol: 1000 (g/mL) ML

Lab File ID: P27410

% Moisture: \_\_\_\_\_ Decanted: (Y/N) N

Date Received: 12/02/2009

Extraction: (Type) SEPF

Date Extracted: 12/02/2009

Concentrated Extract Volume: 10000 (uL)

Date Analyzed: 12/03/2009

Injection Volume: 1.0 (uL) GPC Factor: \_\_\_\_\_ Dilution Fact 1.0

GPC Cleanup: (Y/N) N

pH: \_\_\_\_\_

Sulfur Cleanup: (Y/N) N

Acid Cleanup: (Y/N) Y

CAS No.	COMPOUND	CONCENTRATION UNITS: (ug/L or ug/Kg) UG/L	Q
12674-11-2	Aroclor-1016	1.0	U
11104-28-2	Aroclor-1221	1.0	U
11141-16-5	Aroclor-1232	1.0	U
53469-21-9	Aroclor-1242	1.0	U
12672-29-6	Aroclor-1248	1.0	U
11097-69-1	Aroclor-1254	1.0	U
11096-82-5	Aroclor-1260	1.0	U
37324-23-5	Aroclor-1262	1.0	U
11100-14-4	Aroclor-1268	1.0	U



Environmental Protection Agency Region 5  
**Chicago Regional Laboratory**

536 South Clark Street, Chicago, IL 60605  
Phone:(312)353-8370 Fax:(312)886-2591

Great Lakes National Program Office GLNPO  
77 W. Jackson Blvd.  
Chicago IL, 60604

Project: Kinnickinnic River  
Project Number: 09CK15  
Project Manager: Brenda Jones

**Reported:**  
Jul-22-09 14:31

09CK15-43	0907010-22	Water	Jul-13-09 17:50	Jul-14-09 01:07
09CK15-44, KK-CDFTSS-01	0907015-01	Water	Jul-16-09 00:00	Jul-17-09 12:49



# Environmental Protection Agency Region 5 Chicago Regional Laboratory

536 South Clark Street, Chicago, IL 60605  
Phone: (312)353-8370 Fax: (312)886-2591

Great Lakes National Program Office GLNPO  
77 W. Jackson Blvd.  
Chicago IL, 60604

Project: Kinnickinnic River  
Project Number: 09CK15  
Project Manager: Brenda Jones

**Reported:**  
Jul-22-09 14:31

## Total Suspended Solids, SM 2540 D US EPA Region 5 Chicago Regional Laboratory

**09CK15-40 (0907010-19) Water** Sampled: Jul-13-09 15:10 Received: Jul-14-09 01:07

Analyte	Result	Flags / Qualifiers	MDL	Limit	Units	Dilution	Batch	Prepared	Analyzed
<b>Total Suspended Solids</b>	35			5	mg/L	1	B907019	Jul-16-09	Jul-16-09

**09CK15-41 (0907010-20) Water** Sampled: Jul-13-09 15:25 Received: Jul-14-09 01:07

Analyte	Result	Flags / Qualifiers	MDL	Limit	Units	Dilution	Batch	Prepared	Analyzed
<b>Total Suspended Solids</b>	31			5	mg/L	1	B907019	Jul-16-09	Jul-16-09

**09CK15-42 (0907010-21) Water** Sampled: Jul-13-09 15:30 Received: Jul-14-09 01:07

Analyte	Result	Flags / Qualifiers	MDL	Limit	Units	Dilution	Batch	Prepared	Analyzed
<b>Total Suspended Solids</b>	33			5	mg/L	1	B907019	Jul-16-09	Jul-16-09

**09CK15-43 (0907010-22) Water** Sampled: Jul-13-09 17:50 Received: Jul-14-09 01:07

Analyte	Result	Flags / Qualifiers	MDL	Limit	Units	Dilution	Batch	Prepared	Analyzed
<b>Total Suspended Solids</b>	50			5	mg/L	1	B907019	Jul-16-09	Jul-16-09

**09CK15-44, KK-CDFTSS-01 (0907015-01) Water** Sampled: Jul-16-09 00:00 Received: Jul-17-09 12:49

Analyte	Result	Flags / Qualifiers	MDL	Limit	Units	Dilution	Batch	Prepared	Analyzed
<b>Total Suspended Solids</b>	68			5	mg/L	1	B907026	Jul-17-09	Jul-17-09



## Provisional intra-department report

This report is not to be used for external official data reporting. The information listed below has been recorded as complete within LIMS.  
The data may or may not have received full quality assurance and/or numeric accuracy checks.



Preserving The Environment •  
Improving Water Quality

9013579

Source Code: 9027

Sample Number: <b>9013579</b>	Customer Sample ID: <b>SP 078</b>	000
Collection Date: 7/13/09	Sample Priority: STANDARD	
Retrieval Date: 7/13/09	Customer: MMSD Water Quality	
Received Date: 7/13/09	Connection: <b>99</b>	
Received By: EPRZYBYLSKI		
Site: RI-14S W. Becher St.		10000.00

Test Name	Reported Value	MDL	LOQ	Flags	Analysis Date	Method	Lab	S
195 Alkalinity (Auto chemistry)	210 mg/L	6.6	22		7/20/09	EPA 310.2	MMSD	3
192 Ammonia Nitrogen (Auto chemistry)	1.7 mg/L	0.008	0.0267		7/21/09	EPA 350.1	MMSD	3
369 ARSENIC ICP METHOD	< 0.0018 mg/L	0.00175	0.0058		8/8/09	EPA 6010C	MMSD	3
850 BOD- 5 Day Total	4.9 mg/L	2	6.67		7/13/09	SM(20) 5210B	MMSD	3
374 CADMIUM ICP METHOD	< 0.00045 mg/L	0.00045	0.0015		8/8/09	EPA 6010C	MMSD	3
373 CALCIUM ICP METHOD	70 mg/L	0.11	0.367		8/8/09	EPA 6010C	MMSD	3
198 Chloride (Auto chemistry)	270 mg/L	4	13.3		7/16/09	SM(20) 4500-Cl E	MMSD	3
376 CHROMIUM ICP METHOD	0.0096 mg/L	0.0019	0.0063		8/8/09	EPA 6010C	MMSD	3
377 COPPER ICP METHOD	0.0044 mg/L	0.00195	0.0065		8/8/09	EPA 6010C	MMSD	3
880 E-Coli QT	93 MPN/100 mL	1	3.33		7/13/09	SM(20) 9223 B	MMSD	3
213 FECAL COLIFORM MF	130 CFU/100 mL	10	33.3		7/13/09	SM(20) 9222 D	MMSD	3
437 HARDNESS	310 mg/L	0.06	0.2		8/8/09	SM(20) 2340 B	MMSD	3
179 HYDRO LAB CONDUCTANCE	1430 uMho/cm	N.A.	N.A.		7/14/09	SM(20) 2510B	MMSD	3
180 HYDRO LAB DEPTH	0.67 meters	N.A.	N.A.		7/14/09	None	MMSD	3
182 HYDRO LAB DISSOLVED OXYGEN	5.31 mg/L	N.A.	N.A.		7/14/09	D888-05 (ASTM)	MMSD	3
178 HYDRO LAB PH	7.7 SU	N.A.	N.A.		7/14/09	SM(20) 4500-H+	MMSD	3
181 HYDRO LAB TEMPERATURE	21.9 Degrees C	-3	-10		7/14/09	SM(20) 2550B	MMSD	3
388 LEAD ICP METHOD	0.014 mg/L	0.0016	0.0053	B3.	8/8/09	EPA 6010C	MMSD	3
383 MAGNESIUM ICP METHOD	32 mg/L	0.015	0.05		8/8/09	EPA 6010C	MMSD	3
387 NICKEL ICP METHOD	0.0049 mg/L	0.0016	0.0053	B3.	8/8/09	EPA 6010C	MMSD	3
189 Nitrate & Nitrite (Auto chemistry)	0.75 mg/L	0.02	0.0667		7/16/09	EPA 353.2	MMSD	3
196 Phosphorus - Total (Auto chemistry)	0.12 mg/L	0.017	0.0567		7/21/09	EPA 365.1	MMSD	3
197 Phosphorus - Total, Soluble (Auto chemistry)	0.12 mg/L	0.017	0.0567		7/20/09	EPA 365.1	MMSD	3
390 SELENIUM ICP METHOD	0.015 mg/L	0.00495	0.0165	B9.	8/8/09	EPA 6010C	MMSD	3
367 SILVER ICP METHOD	< 0.0011 mg/L	0.00105	0.0035		8/8/09	EPA 6010C	MMSD	3
83 Solids (Suspended)	26 mg/L	1	3.33		7/14/09	SM(20) 2540D	MMSD	3
90 Solids (Suspended, Volatile)	8.8 mg/L	1	3.33		7/15/09	SM(20) 2540E	MMSD	3
75 Solids (Total)	750 mg/L	1	3.33		7/14/09	SM(20) 2540B	MMSD	3
218 TIME	1004 Time	N.A.	N.A.		7/14/09	None	MMSD	3
191 TKN Nitrogen (Auto chemistry)	3.3 mg/L	0.26	0.867		7/22/09	EPA 351.2	MMSD	3
874 Total Organic Carbon by m.415.2	6.3 mg/L	0.35	1.17		7/15/09	EPA 415.2	MMSD	12
177 TURBIDITY	19.1 NTU	0.01	0.0333		7/13/09	EPA 180.1	MMSD	3
396 ZINC ICP METHOD	0.065 mg/L	0.0065	0.0217	B3.	8/8/09	EPA 6010C	MMSD	3

**Report Notes:**

N.A. The MDL/LOQ is Not Available or Not Applicable for this test.

Column S: Test Status. Not Started=8, Intermediate=7, Final=3, Analyst Approved=12, Not Reportable=15.

## Provisional intra-department report

This report is not to be used for external official data reporting. The information listed below has been recorded as complete within LIMS.  
The data may or may not have received full quality assurance and/or numeric accuracy checks.



Preserving The Environment •  
Improving Water Quality

9013579

Source Code: 9027

Sample Number: <b>9013579</b>	Customer Sample ID: <b>SP 078</b>	000
Collection Date: 7/13/09	Sample Priority: STANDARD	
Retrieval Date: 7/13/09	Customer: MMSD Water Quality	
Received Date: 7/13/09	Connection: <b>99</b>	
Received By: EPRZYBYLSKI		
Site: RI-14S W. Becher St.		10000.00

Test Name	Reported Value	MDL	LOQ	Flags	Analysis Date	Method	Lab	S
<b>Sample Comments:</b>								
					<i>Total reported data count:</i>			<b>33</b>
	<b>Test Comments:</b>							
	Sample #	Test						

### Flag Descriptions

<p><b>AO</b> Other -- Flag requires additional explanation</p> <p><b>AX</b> Qualified data - see contract lab report</p> <p><b>B3</b> Target analyte detected in method blank &gt; 10% of sample concentration.</p> <p><b>B5</b> CCV recovery was outside method acceptance limits.</p> <p><b>B7</b> LCS recovery was above control limits.</p> <p><b>B8</b> LCS recovery was below control limits.</p> <p><b>B9</b> Low Level CCV recovery was outside of method acceptance limits</p> <p><b>D1</b> Duplicate precision control limit was exceeded.</p> <p><b>D2</b> Matrix spike precision control limit was exceeded.</p> <p><b>D3</b> Sample is heterogeneous. Sample homogeneity could not be readily achieved using routine laboratory practices.</p> <p><b>H1</b> Sample was received past holding time.</p> <p><b>H3</b> Analysis performed beyond holding time.</p> <p><b>H4</b> Initial analysis within holding time. Reanalysis for the required dilution was past holding time.</p> <p><b>H5</b> Analysis performed beyond holding time. (Micro only)</p>	<p><b>IS</b> Insufficient sample volume for analysis.</p> <p><b>LA</b> Not analyzed - lab accident.</p> <p><b>M1</b> Too numerous to count.</p> <p><b>M2</b> Sample incubation period exceeded method requirement.</p> <p><b>M3</b> Spreading colonies - unable to determine result.</p> <p><b>M5</b> Incubator/water bath temperature was outside method requirements.</p> <p><b>M7</b> Micro sample received without adequate headspace.</p> <p><b>NU</b> Not usable Data.</p> <p><b>Q2</b> Matrix spike recovery for this sample was above control limits.</p> <p><b>Q3</b> Matrix spike recovery for this sample was below control limits.</p> <p><b>RT</b> Sample temperature upon receipt exceeded regulatory or project requirements.</p> <p><b>S5</b> Reading was not confirmed by a constant weight measurement</p> <p><b>T3</b> The dilution water D.O. depletion was &gt; 0.2 mg/L.</p> <p><b>T4</b> GGA BOD was below method acceptance criteria.</p> <p><b>T5</b> GGA BOD was above method acceptance criteria.</p> <p><b>T7</b> The dilution water D.O. increase was &gt; 0.2 mg/L.</p>
---	---

### Report Notes:

N.A. The MDL/LOQ is Not Available or Not Applicable for this test.  
Column S: Test Status. Not Started=8, Intermediate=7, Final=3, Analyst Approved=12, Not Reportable=15.

## Provisional intra-department report

This report is not to be used for external official data reporting. The information listed below has been recorded as complete within LIMS.  
The data may or may not have received full quality assurance and/or numeric accuracy checks.



Preserving The Environment •  
Improving Water Quality

Source Code: 9027

9013580

Sample Number: <b>9013580</b>	Customer Sample ID: <b>SP 078</b>	000
Collection Date: 7/13/09	Sample Priority: STANDARD	
Retrieval Date: 7/13/09	Customer: MMSD Water Quality	
Received Date: 7/13/09	Connection: <b>99</b>	
Received By: EPRZYBYSKI		
Site: KI-065 S. Kinnickinnic Ave.		10000.00

Test Name	Reported Value	MDL	LOQ	Flags	Analysis Date	Method	Lab	S
1276 Acenaphthene (SIM)	0.01 ug/L	0.0048	0.016	AX.	7/16/09	EPA 8270 by SIM	Pace -GB	3
1275 Acenaphthylene (SIM)	0.021 ug/L	0.0038	0.0127	AX.	7/16/09	EPA 8270 by SIM	Pace -GB	3
195 Alkalinity (Auto chemistry)	180 mg/L	6.6	22		7/20/09	EPA 310.2	MMSD	3
192 Ammonia Nitrogen (Auto chemistry)	1.3 mg/L	0.008	0.0267		7/21/09	EPA 350.1	MMSD	3
1279 Anthracene (SIM)	0.064 ug/L	0.0061	0.0203		7/16/09	EPA 8270 by SIM	Pace -GB	3
369 ARSENIC ICP METHOD	< 0.0018 mg/L	0.00175	0.0058		8/8/09	EPA 6010C	MMSD	3
1282 Benzo(a)Anthracene (SIM)	0.18 ug/L	0.0038	0.0127		7/16/09	EPA 8270 by SIM	Pace -GB	3
1286 Benzo(a)Pyrene (SIM)	0.27 ug/L	0.003	0.01		7/16/09	EPA 8270 by SIM	Pace -GB	3
1285 Benzo(b)Fluoranthene (SIM)	0.32 ug/L	0.0036	0.012		7/16/09	EPA 8270 by SIM	Pace -GB	3
1287 Benzo(g,h,i)Perylene (SIM)	0.21 ug/L	0.0051	0.017		7/16/09	EPA 8270 by SIM	Pace -GB	3
1284 Benzo(k)Fluoranthene (SIM)	0.22 ug/L	0.0046	0.0153		7/16/09	EPA 8270 by SIM	Pace -GB	3
850 BOD- 5 Day Total	2.9 mg/L	2	6.67		7/13/09	SM(20) 5210B	MMSD	3
374 CADMIUM ICP METHOD	< 0.00045 mg/L	0.00045	0.0015		8/8/09	EPA 6010C	MMSD	3
373 CALCIUM ICP METHOD	55 mg/L	0.11	0.367		8/8/09	EPA 6010C	MMSD	3
198 Chloride (Auto chemistry)	140 mg/L	4	13.3		7/16/09	SM(20) 4500-Cl E	MMSD	3
376 CHROMIUM ICP METHOD	0.015 mg/L	0.0019	0.0063		8/8/09	EPA 6010C	MMSD	3
1283 Chrysene (SIM)	0.25 ug/L	0.0037	0.0123		7/16/09	EPA 8270 by SIM	Pace -GB	3
377 COPPER ICP METHOD	0.0059 mg/L	0.00195	0.0065		8/8/09	EPA 6010C	MMSD	3
1288 Dibenzo(a,h)Anthracene (SIM)	0.057 ug/L	0.0034	0.0113		7/16/09	EPA 8270 by SIM	Pace -GB	3
880 E-Coli QT	40 MPN/100 mL	1	3.33		7/13/09	SM(20) 9223 B	MMSD	3
213 FECAL COLIFORM MF	32 CFU/100 mL	3	10		7/13/09	SM(20) 9222 D	MMSD	3
1280 Fluoranthene (SIM)	0.42 ug/L	0.0047	0.0157		7/16/09	EPA 8270 by SIM	Pace -GB	3
1277 Fluorene (SIM)	0.02 ug/L	0.0051	0.017	AX.	7/16/09	EPA 8270 by SIM	Pace -GB	3
437 HARDNESS	240 mg/L	0.06	0.2		8/8/09	SM(20) 2340 B	MMSD	3
179 HYDRO LAB CONDUCTANCE	895 uMho/cm	N.A.	N.A.		7/14/09	SM(20) 2510B	MMSD	3
180 HYDRO LAB DEPTH	0.64 meters	N.A.	N.A.		7/14/09	None	MMSD	3
182 HYDRO LAB DISSOLVED OXYGEN	5.81 mg/L	N.A.	N.A.		7/14/09	D888-05 (ASTM)	MMSD	3
178 HYDRO LAB PH	7.6 SU	N.A.	N.A.		7/14/09	SM(20) 4500-H+	MMSD	3
181 HYDRO LAB TEMPERATURE	19.8 Degrees C	-3	-10		7/14/09	SM(20) 2550B	MMSD	3
1289 Indeno(1,2,3-cd)Pyrene (SIM)	0.16 ug/L	0.005	0.0167		7/16/09	EPA 8270 by SIM	Pace -GB	3
388 LEAD ICP METHOD	0.021 mg/L	0.0016	0.0053	B3.	8/8/09	EPA 6010C	MMSD	3
383 MAGNESIUM ICP METHOD	24 mg/L	0.015	0.05		8/8/09	EPA 6010C	MMSD	3
1274 Naphthalene (SIM)	0.012 ug/L	0.0051	0.017	AX.	7/16/09	EPA 8270 by SIM	Pace -GB	3
387 NICKEL ICP METHOD	0.0047 mg/L	0.0016	0.0053	B3.	8/8/09	EPA 6010C	MMSD	3
189 Nitrate & Nitrite (Auto chemistry)	0.72 mg/L	0.02	0.0667		7/16/09	EPA 353.2	MMSD	3
678 PCB-1016	< 0.24 ug/L	0.24	0.8		7/17/09	EPA 8082	Pace -GB	3
674 PCB-1221	< 0.24 ug/L	0.24	0.8		7/17/09	EPA 8082	Pace -GB	3
675 PCB-1232	< 0.24 ug/L	0.24	0.8		7/17/09	EPA 8082	Pace -GB	3
672 PCB-1242	0.58 ug/L	0.24	0.8	AX.	7/17/09	EPA 8082	Pace -GB	3
676 PCB-1248	< 0.24 ug/L	0.24	0.8		7/17/09	EPA 8082	Pace -GB	3

**Report Notes:**

N.A. The MDL/LOQ is Not Available or Not Applicable for this test.

Column S: Test Status. Not Started=8, Intermediate=7, Final=3, Analyst Approved=12, Not Reportable=15.

## Provisional intra-department report

This report is not to be used for external official data reporting. The information listed below has been recorded as complete within LIMS.  
The data may or may not have received full quality assurance and/or numeric accuracy checks.



Preserving The Environment •  
Improving Water Quality

Source Code: 9027

9013580

Sample Number: <b>9013580</b>	Customer Sample ID: <b>SP 078</b>	000
Collection Date: 7/13/09	Sample Priority: STANDARD	
Retrieval Date: 7/13/09	Customer: MMSD Water Quality	
Received Date: 7/13/09	Connection: <b>99</b>	
Received By: EPRZYBYLSKI		
Site: KI-06S S. Kinnickinnic Ave.		10000.00

Test Name	Reported Value	MDL	LOQ	Flags	Analysis Date	Method	Lab	S
673 PCB-1254	< 0.24 ug/L	0.24	0.8		7/17/09	EPA 8082	Pace -GB	3
677 PCB-1260	< 0.24 ug/L	0.24	0.8		7/17/09	EPA 8082	Pace -GB	3
1278 Phenanthrene (SIM)	0.15 ug/L	0.0086	0.0287		7/16/09	EPA 8270 by SIM	Pace -GB	3
196 Phosphorus - Total (Auto chemistry)	0.11 mg/L	0.017	0.0567		7/21/09	EPA 365.1	MMSD	3
197 Phosphorus - Total, Soluble (Auto chemistry)	0.25 mg/L	0.017	0.0567		7/20/09	EPA 365.1	MMSD	3
1281 Pyrene (SIM)	0.98 ug/L	0.01	0.0333		7/16/09	EPA 8270 by SIM	Pace -GB	3
390 SELENIUM ICP METHOD	0.012 mg/L	0.00495	0.0165	B9.	8/8/09	EPA 6010C	MMSD	3
367 SILVER ICP METHOD	< 0.0011 mg/L	0.00105	0.0035		8/8/09	EPA 6010C	MMSD	3
83 Solids (Suspended)	28 mg/L	1	3.33		7/14/09	SM(20) 2540D	MMSD	3
90 Solids (Suspended, Volatile)	8 mg/L	1	3.33		7/15/09	SM(20) 2540E	MMSD	3
75 Solids (Total)	480 mg/L	1	3.33		7/14/09	SM(20) 2540B	MMSD	3
218 TIME	1013 Time	N.A.	N.A.		7/14/09	None	MMSD	3
191 TKN Nitrogen (Auto chemistry)	2.3 mg/L	0.26	0.867		7/22/09	EPA 351.2	MMSD	3
874 Total Organic Carbon by m.415.2	4.8 mg/L	0.35	1.17		7/15/09	EPA 415.2	MMSD	12
177 TURBIDITY	23.8 NTU	0.01	0.0333		7/13/09	EPA 180.1	MMSD	3
396 ZINC ICP METHOD	0.045 mg/L	0.0065	0.0217	B3.	8/8/09	EPA 6010C	MMSD	3

**Report Notes:**

N.A. The MDL/LOQ is Not Available or Not Applicable for this test.

Column S: Test Status. Not Started=8, Intermediate=7, Final=3, Analyst Approved=12, Not Reportable=15.

## Provisional intra-department report

This report is not to be used for external official data reporting. The information listed below has been recorded as complete within LIMS.  
The data may or may not have received full quality assurance and/or numeric accuracy checks.



Preserving The Environment •  
Improving Water Quality

Source Code: 9027

9013580

Sample Number: <b>9013580</b>	Customer Sample ID: <b>SP 078</b>	000
Collection Date: 7/13/09	Sample Priority: STANDARD	
Retrieval Date: 7/13/09	Customer: MMSD Water Quality	
Received Date: 7/13/09	Connection: <b>99</b>	
Received By: EPRZYBYLSKI		
Site: KI-06S S. Kinnickinnic Ave.		10000.00

Test Name	Reported Value	MDL	LOQ	Flags	Analysis Date	Method	Lab	S	
<b>Sample Comments:</b>								<i>Total reported data count:</i>	<b>56</b>
<b>Test Comments:</b>									
Sample #      Test									

### Flag Descriptions

<p><b>AO</b> Other -- Flag requires additional explanation</p> <p><b>AX</b> Qualified data - see contract lab report</p> <p><b>B3</b> Target analyte detected in method blank &gt; 10% of sample concentration.</p> <p><b>B5</b> CCV recovery was outside method acceptance limits.</p> <p><b>B7</b> LCS recovery was above control limits.</p> <p><b>B8</b> LCS recovery was below control limits.</p> <p><b>B9</b> Low Level CCV recovery was outside of method acceptance limits</p> <p><b>D1</b> Duplicate precision control limit was exceeded.</p> <p><b>D2</b> Matrix spike precision control limit was exceeded.</p> <p><b>D3</b> Sample is heterogeneous. Sample homogeneity could not be readily achieved using routine laboratory practices.</p> <p><b>H1</b> Sample was received past holding time.</p> <p><b>H3</b> Analysis performed beyond holding time.</p> <p><b>H4</b> Initial analysis within holding time. Reanalysis for the required dilution was past holding time.</p> <p><b>H5</b> Analysis performed beyond holding time. (Micro only)</p>	<p><b>IS</b> Insufficient sample volume for analysis.</p> <p><b>LA</b> Not analyzed - lab accident.</p> <p><b>M1</b> Too numerous to count.</p> <p><b>M2</b> Sample incubation period exceeded method requirement.</p> <p><b>M3</b> Spreading colonies - unable to determine result.</p> <p><b>M5</b> Incubator/water bath temperature was outside method requirements.</p> <p><b>M7</b> Micro sample received without adequate headspace.</p> <p><b>NU</b> Not usable Data.</p> <p><b>Q2</b> Matrix spike recovery for this sample was above control limits.</p> <p><b>Q3</b> Matrix spike recovery for this sample was below control limits.</p> <p><b>RT</b> Sample temperature upon receipt exceeded regulatory or project requirements.</p> <p><b>S5</b> Reading was not confirmed by a constant weight measurement</p> <p><b>T3</b> The dilution water D.O. depletion was &gt; 0.2 mg/L.</p> <p><b>T4</b> GGA BOD was below method acceptance criteria.</p> <p><b>T5</b> GGA BOD was above method acceptance criteria.</p> <p><b>T7</b> The dilution water D.O. increase was &gt; 0.2 mg/L.</p>
---	---

### Report Notes:

N.A. The MDL/LOQ is Not Available or Not Applicable for this test.  
Column S: Test Status. Not Started=8, Intermediate=7, Final=3, Analyst Approved=12, Not Reportable=15.

## Provisional intra-department report

This report is not to be used for external official data reporting. The information listed below has been recorded as complete within LIMS.  
The data may or may not have received full quality assurance and/or numeric accuracy checks.



Preserving The Environment •  
Improving Water Quality

Source Code: 9027

9014859

Sample Number: <b>9014859</b>	Customer Sample ID: <b>SP 079</b>	000
Collection Date: 7/16/09	Sample Priority: STANDARD	
Retrieval Date: 7/16/09	Customer: MMSD Water Quality	
Received Date: 7/16/09	Connection: <b>99</b>	
Received By: ELASOCKI		
Site: RI-14S W. Becher St.		10000.00

Test Name	Reported Value	MDL	LOQ	Flags	Analysis Date	Method	Lab	S
195 Alkalinity (Auto chemistry)	110 mg/L	6.6	22		7/20/09	EPA 310.2	MMSD	3
192 Ammonia Nitrogen (Auto chemistry)	0.22 mg/L	0.008	0.0267		7/21/09	EPA 350.1	MMSD	3
369 ARSENIC ICP METHOD	< 0.0018 mg/L	0.00175	0.0058		8/8/09	EPA 6010C	MMSD	3
850 BOD- 5 Day Total	5.8 mg/L	2	6.67	T3.	7/16/09	SM(20) 5210B	MMSD	3
374 CADMIUM ICP METHOD	< 0.00045 mg/L	0.00045	0.0015		8/8/09	EPA 6010C	MMSD	3
373 CALCIUM ICP METHOD	40 mg/L	0.11	0.367		8/8/09	EPA 6010C	MMSD	3
198 Chloride (Auto chemistry)	140 mg/L	4	13.3		7/20/09	SM(20) 4500-Cl E	MMSD	3
376 CHROMIUM ICP METHOD	0.0084 mg/L	0.0019	0.0063		8/8/09	EPA 6010C	MMSD	3
377 COPPER ICP METHOD	0.0081 mg/L	0.00195	0.0065		8/8/09	EPA 6010C	MMSD	3
880 E-Coli QT	55000 MPN/100 mL	1	3.33		7/16/09	SM(20) 9223 B	MMSD	3
213 FECAL COLIFORM MF	87000 CFU/100 mL	10	33.3		7/16/09	SM(20) 9222 D	MMSD	3
437 HARDNESS	170 mg/L	0.06	0.2		8/8/09	SM(20) 2340 B	MMSD	3
179 HYDRO LAB CONDUCTANCE	766 uMho/cm	N.A.	N.A.		7/16/09	SM(20) 2510B	MMSD	3
180 HYDRO LAB DEPTH	0.83 meters	N.A.	N.A.		7/16/09	None	MMSD	3
182 HYDRO LAB DISSOLVED OXYGEN	2.04 mg/L	N.A.	N.A.		7/16/09	D888-05 (ASTM)	MMSD	3
178 HYDRO LAB PH	7.2 SU	N.A.	N.A.		7/16/09	SM(20) 4500-H+	MMSD	3
181 HYDRO LAB TEMPERATURE	21.2 Degrees C	-3	-10		7/16/09	SM(20) 2550B	MMSD	3
388 LEAD ICP METHOD	0.01 mg/L	0.0016	0.0053	B3.	8/8/09	EPA 6010C	MMSD	3
383 MAGNESIUM ICP METHOD	16 mg/L	0.015	0.05		8/8/09	EPA 6010C	MMSD	3
387 NICKEL ICP METHOD	0.005 mg/L	0.0016	0.0053	B3.	8/8/09	EPA 6010C	MMSD	3
189 Nitrate & Nitrite (Auto chemistry)	0.52 mg/L	0.02	0.0667		7/21/09	EPA 353.2	MMSD	3
196 Phosphorus - Total (Auto chemistry)	0.13 mg/L	0.017	0.0567		7/21/09	EPA 365.1	MMSD	3
197 Phosphorus - Total, Soluble (Auto chemistry)	0.017 mg/L	0.017	0.0567		7/20/09	EPA 365.1	MMSD	3
390 SELENIUM ICP METHOD	0.015 mg/L	0.00495	0.0165	B9.	8/8/09	EPA 6010C	MMSD	3
367 SILVER ICP METHOD	< 0.0011 mg/L	0.00105	0.0035		8/8/09	EPA 6010C	MMSD	3
83 Solids (Suspended)	21 mg/L	1	3.33		7/17/09	SM(20) 2540D	MMSD	3
90 Solids (Suspended, Volatile)	7.6 mg/L	1	3.33		7/18/09	SM(20) 2540E	MMSD	3
75 Solids (Total)	400 mg/L	1	3.33		7/17/09	SM(20) 2540B	MMSD	3
218 TIME	945 Time	N.A.	N.A.		7/16/09	None	MMSD	3
191 TKN Nitrogen (Auto chemistry)	1.7 mg/L	0.26	0.867		7/22/09	EPA 351.2	MMSD	3
874 Total Organic Carbon by m.415.2	8.3 mg/L	0.35	1.17		7/22/09	EPA 415.2	MMSD	12
177 TURBIDITY	23.6 NTU	0.01	0.0333		7/16/09	EPA 180.1	MMSD	3
396 ZINC ICP METHOD	0.06 mg/L	0.0065	0.0217	B3.	8/8/09	EPA 6010C	MMSD	3

**Report Notes:**

N.A. The MDL/LOQ is Not Available or Not Applicable for this test.

Column S: Test Status. Not Started=8, Intermediate=7, Final=3, Analyst Approved=12, Not Reportable=15.

## Provisional intra-department report

This report is not to be used for external official data reporting. The information listed below has been recorded as complete within LIMS.  
The data may or may not have received full quality assurance and/or numeric accuracy checks.



Preserving The Environment •  
Improving Water Quality

Source Code: 9027

9014859

Sample Number: <b>9014859</b>	Customer Sample ID: <b>SP 079</b>	000
Collection Date: 7/16/09	Sample Priority: STANDARD	
Retrieval Date: 7/16/09	Customer: MMSD Water Quality	
Received Date: 7/16/09	Connection: <b>99</b>	
Received By: ELASOCKI		
Site: RI-14S W. Becher St.		10000.00

Test Name	Reported Value	MDL	LOQ	Flags	Analysis Date	Method	Lab	S
-----------	----------------	-----	-----	-------	---------------	--------	-----	---

Sample Comments:

Test Comments:

Total reported data count:

**33**

Sample #      Test

### Flag Descriptions

<p><b>AO</b> Other -- Flag requires additional explanation</p> <p><b>AX</b> Qualified data - see contract lab report</p> <p><b>B3</b> Target analyte detected in method blank &gt; 10% of sample concentration.</p> <p><b>B5</b> CCV recovery was outside method acceptance limits.</p> <p><b>B7</b> LCS recovery was above control limits.</p> <p><b>B8</b> LCS recovery was below control limits.</p> <p><b>B9</b> Low Level CCV recovery was outside of method acceptance limits</p> <p><b>D1</b> Duplicate precision control limit was exceeded.</p> <p><b>D2</b> Matrix spike precision control limit was exceeded.</p> <p><b>D3</b> Sample is heterogeneous. Sample homogeneity could not be readily achieved using routine laboratory practices.</p> <p><b>H1</b> Sample was received past holding time.</p> <p><b>H3</b> Analysis performed beyond holding time.</p> <p><b>H4</b> Initial analysis within holding time. Reanalysis for the required dilution was past holding time.</p> <p><b>H5</b> Analysis performed beyond holding time. (Micro only)</p>	<p><b>IS</b> Insufficient sample volume for analysis.</p> <p><b>LA</b> Not analyzed - lab accident.</p> <p><b>M1</b> Too numerous to count.</p> <p><b>M2</b> Sample incubation period exceeded method requirement.</p> <p><b>M3</b> Spreading colonies - unable to determine result.</p> <p><b>M5</b> Incubator/water bath temperature was outside method requirements.</p> <p><b>M7</b> Micro sample received without adequate headspace.</p> <p><b>NU</b> Not usable Data.</p> <p><b>Q2</b> Matrix spike recovery for this sample was above control limits.</p> <p><b>Q3</b> Matrix spike recovery for this sample was below control limits.</p> <p><b>RT</b> Sample temperature upon receipt exceeded regulatory or project requirements.</p> <p><b>S5</b> Reading was not confirmed by a constant weight measurement</p> <p><b>T3</b> The dilution water D.O. depletion was &gt; 0.2 mg/L.</p> <p><b>T4</b> GGA BOD was below method acceptance criteria.</p> <p><b>T5</b> GGA BOD was above method acceptance criteria.</p> <p><b>T7</b> The dilution water D.O. increase was &gt; 0.2 mg/L.</p>
---	---

### Report Notes:

N.A. The MDL/LOQ is Not Available or Not Applicable for this test.

Column S: Test Status. Not Started=8, Intermediate=7, Final=3, Analyst Approved=12, Not Reportable=15.



## Provisional intra-department report

This report is not to be used for external official data reporting. The information listed below has been recorded as complete within LIMS.  
The data may or may not have received full quality assurance and/or numeric accuracy checks.



Preserving The Environment •  
Improving Water Quality

9014860

Source Code: 9027

Sample Number: <b>9014860</b>	Customer Sample ID: <b>SP 079</b>	000
Collection Date: 7/16/09	Sample Priority: STANDARD	
Retrieval Date: 7/16/09	Customer: MMSD Water Quality	
Received Date: 7/16/09	Connection: <b>99</b>	
Received By: ELASOCKI		
Site: KI-06S S. Kinnickinnic Ave.		10000.00

Test Name	Reported Value	MDL	LOQ	Flags	Analysis Date	Method	Lab	S
1276 Acenaphthene (SIM)	0.0095 ug/L	0.0048	0.016	AX.	7/21/09	EPA 8270 by SIM	Pace -GB	3
1275 Acenaphthylene (SIM)	0.018 ug/L	0.0038	0.0127	AX.	7/21/09	EPA 8270 by SIM	Pace -GB	3
195 Alkalinity (Auto chemistry)	150 mg/L	6.6	22		7/20/09	EPA 310.2	MMSD	3
192 Ammonia Nitrogen (Auto chemistry)	0.6 mg/L	0.008	0.0267		7/21/09	EPA 350.1	MMSD	3
1279 Anthracene (SIM)	0.06 ug/L	0.0061	0.0203		7/21/09	EPA 8270 by SIM	Pace -GB	3
369 ARSENIC ICP METHOD	< 0.0018 mg/L	0.00175	0.0058		8/8/09	EPA 6010C	MMSD	3
1282 Benzo(a)Anthracene (SIM)	0.15 ug/L	0.0038	0.0127		7/21/09	EPA 8270 by SIM	Pace -GB	3
1286 Benzo(a)Pyrene (SIM)	0.22 ug/L	0.003	0.01		7/21/09	EPA 8270 by SIM	Pace -GB	3
1285 Benzo(b)Fluoranthene (SIM)	0.27 ug/L	0.0036	0.012		7/21/09	EPA 8270 by SIM	Pace -GB	3
1287 Benzo(g,h,i)Perylene (SIM)	0.18 ug/L	0.0051	0.017		7/21/09	EPA 8270 by SIM	Pace -GB	3
1284 Benzo(k)Fluoranthene (SIM)	0.19 ug/L	0.0046	0.0153		7/21/09	EPA 8270 by SIM	Pace -GB	3
850 BOD- 5 Day Total	3.9 mg/L	2	6.67	T3.	7/16/09	SM(20) 5210B	MMSD	3
374 CADMIUM ICP METHOD	< 0.00045 mg/L	0.00045	0.0015		8/8/09	EPA 6010C	MMSD	3
373 CALCIUM ICP METHOD	49 mg/L	0.11	0.367		8/8/09	EPA 6010C	MMSD	3
198 Chloride (Auto chemistry)	150 mg/L	4	13.3		7/20/09	SM(20) 4500-Cl E	MMSD	3
376 CHROMIUM ICP METHOD	0.011 mg/L	0.0019	0.0063		8/8/09	EPA 6010C	MMSD	3
1283 Chrysene (SIM)	0.21 ug/L	0.0037	0.0123		7/21/09	EPA 8270 by SIM	Pace -GB	3
377 COPPER ICP METHOD	0.0057 mg/L	0.00195	0.0065		8/8/09	EPA 6010C	MMSD	3
1288 Dibenzo(a,h)Anthracene (SIM)	0.048 ug/L	0.0034	0.0113	AX.	7/21/09	EPA 8270 by SIM	Pace -GB	3
880 E-Coli QT	23000 MPN/100 mL	1	3.33		7/16/09	SM(20) 9223 B	MMSD	3
213 FECAL COLIFORM MF	31000 CFU/100 mL	10	33.3		7/16/09	SM(20) 9222 D	MMSD	3
1280 Fluoranthene (SIM)	0.42 ug/L	0.0047	0.0157		7/21/09	EPA 8270 by SIM	Pace -GB	3
1277 Fluorene (SIM)	0.017 ug/L	0.0051	0.017	AX.	7/21/09	EPA 8270 by SIM	Pace -GB	3
437 HARDNESS	210 mg/L	0.06	0.2		8/8/09	SM(20) 2340 B	MMSD	3
179 HYDRO LAB CONDUCTANCE	754 uMho/cm	N.A.	N.A.		7/16/09	SM(20) 2510B	MMSD	3
180 HYDRO LAB DEPTH	2.07 meters	N.A.	N.A.		7/16/09	None	MMSD	3
182 HYDRO LAB DISSOLVED OXYGEN	5.37 mg/L	N.A.	N.A.		7/16/09	D888-05 (ASTM)	MMSD	3
178 HYDRO LAB PH	7.4 SU	N.A.	N.A.		7/16/09	SM(20) 4500-H+	MMSD	3
181 HYDRO LAB TEMPERATURE	19.3 Degrees C	-3	-10		7/16/09	SM(20) 2550B	MMSD	3
1289 Indeno(1,2,3-cd)Pyrene (SIM)	0.14 ug/L	0.005	0.0167		7/21/09	EPA 8270 by SIM	Pace -GB	3
388 LEAD ICP METHOD	0.018 mg/L	0.0016	0.0053	B3.	8/8/09	EPA 6010C	MMSD	3
383 MAGNESIUM ICP METHOD	22 mg/L	0.015	0.05		8/8/09	EPA 6010C	MMSD	3
1274 Naphthalene (SIM)	0.016 ug/L	0.0051	0.017	AX.	7/21/09	EPA 8270 by SIM	Pace -GB	3
387 NICKEL ICP METHOD	0.0048 mg/L	0.0016	0.0053	B3.	8/8/09	EPA 6010C	MMSD	3
189 Nitrate & Nitrite (Auto chemistry)	0.61 mg/L	0.02	0.0667		7/21/09	EPA 353.2	MMSD	3
678 PCB-1016	< 0.24 ug/L	0.24	0.8		7/22/09	EPA 8082	Pace -GB	3
674 PCB-1221	< 0.24 ug/L	0.24	0.8		7/22/09	EPA 8082	Pace -GB	3
675 PCB-1232	< 0.24 ug/L	0.24	0.8		7/22/09	EPA 8082	Pace -GB	3
672 PCB-1242	0.46 ug/L	0.24	0.8	AX.	7/22/09	EPA 8082	Pace -GB	3
676 PCB-1248	< 0.24 ug/L	0.24	0.8		7/22/09	EPA 8082	Pace -GB	3


**Report Notes:**

N.A. The MDL/LOQ is Not Available or Not Applicable for this test.

Column S: Test Status. Not Started=8, Intermediate=7, Final=3, Analyst Approved=12, Not Reportable=15.

## Provisional intra-department report

This report is not to be used for external official data reporting. The information listed below has been recorded as complete within LIMS.  
The data may or may not have received full quality assurance and/or numeric accuracy checks.



Preserving The Environment •  
Improving Water Quality

9014860

Source Code: 9027

Sample Number: <b>9014860</b>	Customer Sample ID: <b>SP 079</b>	000
Collection Date: 7/16/09	Sample Priority: STANDARD	
Retrieval Date: 7/16/09	Customer: MMSD Water Quality	
Received Date: 7/16/09	Connection: <b>99</b>	
Received By: ELASOCKI		
Site: KI-06S S. Kinnickinnic Ave.		10000.00

Test Name	Reported Value	MDL	LOQ	Flags	Analysis Date	Method	Lab	S
673 PCB-1254	< 0.24 ug/L	0.24	0.8		7/22/09	EPA 8082	Pace -GB	3
677 PCB-1260	< 0.24 ug/L	0.24	0.8		7/22/09	EPA 8082	Pace -GB	3
1278 Phenanthrene (SIM)	0.14 ug/L	0.0086	0.0287		7/21/09	EPA 8270 by SIM	Pace -GB	3
196 Phosphorus - Total (Auto chemistry)	0.13 mg/L	0.017	0.0567		7/21/09	EPA 365.1	MMSD	3
197 Phosphorus - Total, Soluble (Auto chemistry)	0.018 mg/L	0.017	0.0567		7/20/09	EPA 365.1	MMSD	3
1281 Pyrene (SIM)	0.81 ug/L	0.005	0.0167		7/21/09	EPA 8270 by SIM	Pace -GB	3
390 SELENIUM ICP METHOD	0.018 mg/L	0.00495	0.0165	B9.	8/8/09	EPA 6010C	MMSD	3
367 SILVER ICP METHOD	< 0.0011 mg/L	0.00105	0.0035		8/8/09	EPA 6010C	MMSD	3
83 Solids (Suspended)	32 mg/L	1	3.33		7/17/09	SM(20) 2540D	MMSD	3
90 Solids (Suspended, Volatile)	11 mg/L	1	3.33		7/18/09	SM(20) 2540E	MMSD	3
75 Solids (Total)	510 mg/L	1	3.33		7/17/09	SM(20) 2540B	MMSD	3
218 TIME	959 Time	N.A.	N.A.		7/16/09	None	MMSD	3
191 TKN Nitrogen (Auto chemistry)	1.8 mg/L	0.26	0.867	D2, Q3.	7/22/09	EPA 351.2	MMSD	3
874 Total Organic Carbon by m.415.2	5.8 mg/L	0.35	1.17		7/22/09	EPA 415.2	MMSD	12
177 TURBIDITY	27.7 NTU	0.01	0.0333		7/16/09	EPA 180.1	MMSD	3
396 ZINC ICP METHOD	0.059 mg/L	0.0065	0.0217	B3.	8/8/09	EPA 6010C	MMSD	3

**Report Notes:**

N.A. The MDL/LOQ is Not Available or Not Applicable for this test.

Column S: Test Status. Not Started=8, Intermediate=7, Final=3, Analyst Approved=12, Not Reportable=15.

## Provisional intra-department report

This report is not to be used for external official data reporting. The information listed below has been recorded as complete within LIMS.  
The data may or may not have received full quality assurance and/or numeric accuracy checks.



Preserving The Environment •  
Improving Water Quality

Source Code: 9027

9014860

Sample Number: <b>9014860</b>	Customer Sample ID: <b>SP 079</b>	000
Collection Date: 7/16/09	Sample Priority: STANDARD	
Retrieval Date: 7/16/09	Customer: MMSD Water Quality	
Received Date: 7/16/09	Connection: <b>99</b>	
Received By: ELASOCKI		
Site: KI-06S S. Kinnickinnic Ave.		10000.00

Test Name	Reported Value	MDL	LOQ	Flags	Analysis Date	Method	Lab	S
<b>Sample Comments:</b>								
					<i>Total reported data count:</i>			<b>56</b>

**Test Comments:**

Sample #      Test

### Flag Descriptions

- |   |   |
|---|---|
| <p><b>A0</b> Other -- Flag requires additional explanation</p> <p><b>AX</b> Qualified data - see contract lab report</p> <p><b>B3</b> Target analyte detected in method blank &gt; 10% of sample concentration.</p> <p><b>B5</b> CCV recovery was outside method acceptance limits.</p> <p><b>B7</b> LCS recovery was above control limits.</p> <p><b>B8</b> LCS recovery was below control limits.</p> <p><b>B9</b> Low Level CCV recovery was outside of method acceptance limits</p> <p><b>D1</b> Duplicate precision control limit was exceeded.</p> <p><b>D2</b> Matrix spike precision control limit was exceeded.</p> <p><b>D3</b> Sample is heterogeneous. Sample homogeneity could not be readily achieved using routine laboratory practices.</p> <p><b>H1</b> Sample was received past holding time.</p> <p><b>H3</b> Analysis performed beyond holding time.</p> <p><b>H4</b> Initial analysis within holding time. Reanalysis for the required dilution was past holding time.</p> <p><b>H5</b> Analysis performed beyond holding time. (Micro only)</p> | <p><b>IS</b> Insufficient sample volume for analysis.</p> <p><b>LA</b> Not analyzed - lab accident.</p> <p><b>M1</b> Too numerous to count.</p> <p><b>M2</b> Sample incubation period exceeded method requirement.</p> <p><b>M3</b> Spreading colonies - unable to determine result.</p> <p><b>M5</b> Incubator/water bath temperature was outside method requirements.</p> <p><b>M7</b> Micro sample received without adequate headspace.</p> <p><b>NU</b> Not usable Data.</p> <p><b>Q2</b> Matrix spike recovery for this sample was above control limits.</p> <p><b>Q3</b> Matrix spike recovery for this sample was below control limits.</p> <p><b>RT</b> Sample temperature upon receipt exceeded regulatory or project requirements.</p> <p><b>S5</b> Reading was not confirmed by a constant weight measurement</p> <p><b>T3</b> The dilution water D.O. depletion was &gt; 0.2 mg/L.</p> <p><b>T4</b> GGA BOD was below method acceptance criteria.</p> <p><b>T5</b> GGA BOD was above method acceptance criteria.</p> <p><b>T7</b> The dilution water D.O. increase was &gt; 0.2 mg/L.</p> |
|---|---|

**Report Notes:**

N.A. The MDL/LOQ is Not Available or Not Applicable for this test.  
Column S: Test Status. Not Started=8, Intermediate=7, Final=3, Analyst Approved=12, Not Reportable=15.



# Field Sampling Information

Grab

9017473

**Original Sample**

## Sample Site Information

<b>File Number:</b> 515.01	<b>Day 1</b> Arrival Date/Time: 08/12/09 09:10 Departure Date/Time: 08/12/09 09:20	<b>Collection Date:</b> 8/12/09
<b>Facility Name:</b> Confined Disposal Facility		<b>Time of Sample:</b> 9:15
<b>Address:</b> 2000 S. Lincoln Memorial Drive		
<b>Connection #:</b> 1 IW Verification/Enforcement		
<b>Source Code:</b> 141	<b>Site Code:</b> IW-VER	<b>Sample Retrieval:</b> 08/12/09 09:15
<b>Site Desc:</b> IW Verification/Enforcement	<i>All times listed in 24:00 format</i>	

## Collection Information

**Field Charge #:** 1450      Scheduled Sampling - Billable

**Field Number:** 323-E      **D.F. Start:**      ft.

**Crew Number:** 323-DW      **D.F. End:**      ft.

MMSD Equipment:       Sample(s) Split with Facility:

Facility Equipment:       Sample(s) on Ice:

### Flow Gauging

Sampler:

### Totals

Total Flow:  
of Flow per Sample  
Sample Count #: 1

Aliquot Vol.: 1000

### Field pH Readings

Sample pH: 6.76

## Water Meter Readings

Meter Description	Start	End	Amount

**Relinquished By:** DWOZNIAK  
**Date/time:** 08/12/09 / 10:18

## Bottles Collected and Tests Requested

ID	Bottle Description	Tests (LIMS OPSIDS)	Preservative	Quantity
1	1 liter amber glass	BNA(476) ✕	none	1
8	1 liter plastic	TSS(83)	none	1
12	500 mL plastic	Ag(367), As(369), Cd(374), Cr(376), Cu(377), Mo(385), Ni(387), Pb(388), Zn(396)	none	1
23	250 mL plastic	Hg(429) ✕ <i>contact</i>	none	1

## Notes:

**SAC** AUG 28 2009



## Provisional intra-department report

This report is not to be used for external official data reporting. The information listed below has been recorded as complete within LIMS.  
The data may or may not have received full quality assurance and/or numeric accuracy checks.



Preserving The Environment •  
Improving Water Quality

9017473

Source Code: 141

Sample Number: <b>9017473</b>	Customer Sample ID: <b>000</b>
Collection Date: 8/12/09	Sample Priority: <b>STANDARD</b>
Retrieval Date: 8/12/09	Customer: <b>Confined Disposal Facility</b>
Received Date: 8/12/09	Connection: <b>1 IW Verification/Enforcement</b>
Received By: <b>BCROWLEY</b>	
Site: <b>IW-VER IW Verification/Enforcement</b>	<b>515.01</b>

Test Name	Reported Value	MDL	LOQ	Flags	Analysis Date	Method	Lab	S
581 1,2,4-Trichlorobenzene	< 0.93 ug/L	0.93	3.1		8/19/09	EPA 8270	Pace -GB	3
590 1,2-Diphenylhydrazine	< 1.7 ug/L	1.7	5.67		8/19/09	EPA 8270	Pace -GB	3
703 2,4,5-Trichlorophenol	< 1.1 ug/L	1.1	3.67		8/19/09	EPA 8270	Pace -GB	3
619 2,4,6-Trichlorophenol	< 1.1 ug/L	1.1	3.67		8/19/09	EPA 8270	Pace -GB	3
618 2,4-Dichlorophenol	< 1.2 ug/L	1.2	4		8/19/09	EPA 8270	Pace -GB	3
617 2,4-Dimethylphenol	< 1.2 ug/L	1.2	4		8/19/09	EPA 8270	Pace -GB	3
621 2,4-Dinitrophenol	< 2.2 ug/L	2.2	7.33		8/19/09	EPA 8270	Pace -GB	3
589 2,4-Dinitrotoluene	< 0.87 ug/L	0.87	2.9		8/19/09	EPA 8270	Pace -GB	3
586 2,6-Dinitrotoluene	< 1.2 ug/L	1.2	4		8/19/09	EPA 8270	Pace -GB	3
582 2-Chloronaphthalene	< 0.91 ug/L	0.91	3.03		8/19/09	EPA 8270	Pace -GB	3
614 2-Chlorophenol	< 0.75 ug/L	0.75	2.5		8/19/09	EPA 8270	Pace -GB	3
622 2-Methyl-4,6-Dinitrophenol (4,6-Dinitro-O-Cresol)	< 0.8 ug/L	0.8	2.67		8/19/09	EPA 8270	Pace -GB	3
1019 2-Methylnaphthalene	< 1.5 ug/L	1.5	5		8/19/09	EPA 8270	Pace -GB	3
711 2-Methylphenol (O-Cresol)	< 1 ug/L	1	3.33		8/19/09	EPA 8270	Pace -GB	3
1020 2-Nitroaniline	< 0.9 ug/L	0.9	3		8/19/09	EPA 8270	Pace -GB	3
615 2-Nitrophenol	< 1.5 ug/L	1.5	5		8/19/09	EPA 8270	Pace -GB	3
1021 3-, & 4-Methylphenol	< 0.83 ug/L	0.83	2.77		8/19/09	EPA 8270	Pace -GB	3
607 3,3-Dichlorobenzidine	< 1.2 ug/L	1.2	4		8/19/09	EPA 8270	Pace -GB	3
1022 3-Nitroaniline	< 1 ug/L	1	3.33		8/19/09	EPA 8270	Pace -GB	3
594 4-Bromophenyl Phenyl Ether	< 1.4 ug/L	1.4	4.67		8/19/09	EPA 8270	Pace -GB	3
620 4-Chloro-3-Methylphenol (P-Chloro-M-Cresol)	< 1.1 ug/L	1.1	3.67		8/19/09	EPA 8270	Pace -GB	3
1023 4-Chloroaniline	< 0.87 ug/L	0.87	2.9		8/19/09	EPA 8270	Pace -GB	3
587 4-Chlorophenyl Phenyl Ether	< 1.3 ug/L	1.3	4.33		8/19/09	EPA 8270	Pace -GB	3
1027 4-Nitroaniline	< 1.2 ug/L	1.2	4		8/19/09	EPA 8270	Pace -GB	3
624 4-Nitrophenol	< 0.94 ug/L	0.94	3.13		8/19/09	EPA 8270	Pace -GB	3
584 Acenaphthene	< 1 ug/L	1	3.33		8/19/09	EPA 8270	Pace -GB	3
583 Acenaphthylene	< 1.1 ug/L	1.1	3.67		8/19/09	EPA 8270	Pace -GB	3
1024 Aniline	< 1.7 ug/L	1.7	5.67		8/19/09	EPA 8270	Pace -GB	3
596 Anthracene	< 0.67 ug/L	0.67	2.23		8/19/09	EPA 8270	Pace -GB	3
369 ARSENIC ICP METHOD	< 0.007 mg/L	0.007	0.0233		8/18/09	EPA 6010C	MMSD	3
600 Benzidine	< 9.6 ug/L	9.6	32		8/19/09	EPA 8270	Pace -GB	3
604 Benzo(a)Anthracene	< 0.66 ug/L	0.66	2.2		8/19/09	EPA 8270	Pace -GB	3
610 Benzo(a)Pyrene	< 1 ug/L	1	3.33		8/19/09	EPA 8270	Pace -GB	3
609 Benzo(b)Fluoranthene	< 1.6 ug/L	1.6	5.33		8/19/09	EPA 8270	Pace -GB	3
611 Benzo(g,h,i)Perylene	< 0.83 ug/L	0.83	2.77	AX.	8/19/09	EPA 8270	Pace -GB	3
608 Benzo(k)Fluoranthene	< 1.1 ug/L	1.1	3.67		8/19/09	EPA 8270	Pace -GB	3
1025 Benzoic Acid	6.5 ug/L	2.9	9.67	AX.	8/19/09	EPA 8270	Pace -GB	3
1026 Benzyl Alcohol	< 1.4 ug/L	1.4	4.67		8/19/09	EPA 8270	Pace -GB	3
601 Benzylbutylphthalate (Butyl Benzyl Phthalate)	1.9 ug/L	1.2	4	AX.	8/19/09	EPA 8270	Pace -GB	3
577 Bis(2-Chloroethoxy)Methane	< 1.3 ug/L	1.3	4.33		8/19/09	EPA 8270	Pace -GB	3

**Report Notes:**

N.A. The MDL/LOQ Is Not Available or Not Applicable for this test.  
Column S: Test Status. Not Started=8, Intermediate=7, Final=3, Analyst Approved=12, Not Reportable=15.

**SAC** **AUG 28 2009**

## Provisional intra-department report

This report is not to be used for external official data reporting. The information listed below has been recorded as complete within LIMS.  
The data may or may not have received full quality assurance and/or numeric accuracy checks.



Preserving The Environment •  
Improving Water Quality

9017473

Source Code: 141

Sample Number: <b>9017473</b>	Customer Sample ID: <b>000</b>
Collection Date: 8/12/09	Sample Priority: <b>STANDARD</b>
Retrieval Date: 8/12/09	Customer: <b>Confined Disposal Facility</b>
Received Date: 8/12/09	Connection: <b>1 IW Verification/Enforcement</b>
Received By: <b>BCROWLEY</b>	
Site: <b>IW-VER IW Verification/Enforcement</b>	<b>515.01</b>

Test Name	Reported Value	MDL	LOQ	Flags	Analysis Date	Method	Lab	S
573 Bis(2-Chloroethyl)Ether	< 0.71 ug/L	0.71	2.37		8/19/09	EPA 8270	Pace -GB	3
574 Bis(2-Chloroisopropyl)Ether	< 0.88 ug/L	0.88	2.93		8/19/09	EPA 8270	Pace -GB	3
603 Bis(2-Ethylhexyl)Phthalate	< 2.8 ug/L	2.8	9.33		8/19/09	EPA 8270	Pace -GB	3
374 CADMIUM ICP METHOD	< 0.0018 mg/L	0.0018	0.006		8/18/09	EPA 6010C	MMSD	3
376 CHROMIUM ICP METHOD	0.019 mg/L	0.0076	0.0253		8/18/09	EPA 6010C	MMSD	3
605 Chrysene	< 0.84 ug/L	0.84	2.8		8/19/09	EPA 8270	Pace -GB	3
377 COPPER ICP METHOD	0.041 mg/L	0.0078	0.026		8/18/09	EPA 6010C	MMSD	3
612 Dibenzo(a,h)Anthracene	< 1.5 ug/L	1.5	5	AX.	8/19/09	EPA 8270	Pace -GB	3
908 Dibenzofuran	< 1.1 ug/L	1.1	3.67		8/19/09	EPA 8270	Pace -GB	3
591 Diethyl Phthalate	< 1.4 ug/L	1.4	4.67		8/19/09	EPA 8270	Pace -GB	3
585 Dimethyl Phthalate	< 1.1 ug/L	1.1	3.67		8/19/09	EPA 8270	Pace -GB	3
597 Di-n-Butylphthalate	< 0.96 ug/L	0.96	3.2		8/19/09	EPA 8270	Pace -GB	3
606 Di-n-octyl phthalate	< 1.6 ug/L	1.6	5.33		8/19/09	EPA 8270	Pace -GB	3
598 Fluoranthene	< 0.98 ug/L	0.98	3.27		8/19/09	EPA 8270	Pace -GB	3
588 Fluorene	< 1.2 ug/L	1.2	4		8/19/09	EPA 8270	Pace -GB	3
593 Hexachlorobenzene	< 1.2 ug/L	1.2	4		8/19/09	EPA 8270	Pace -GB	3
1218 Hexachlorobutadiene by m.8270C	< 0.71 ug/L	0.71	2.37		8/19/09	EPA 8270	Pace -GB	3
572 Hexachlorocyclopentadiene	< 1.2 ug/L	1.2	4		8/19/09	EPA 8270	Pace -GB	3
570 Hexachloroethane	< 0.63 ug/L	0.63	2.1		8/19/09	EPA 8270	Pace -GB	3
613 Indeno(1,2,3-cd)Pyrene	< 0.72 ug/L	0.72	2.4		8/19/09	EPA 8270	Pace -GB	3
579 Isophorone	< 1.5 ug/L	1.5	5		8/19/09	EPA 8270	Pace -GB	3
388 LEAD ICP METHOD	0.0066 mg/L	0.0064	0.0213		8/18/09	EPA 6010C	MMSD	3
429 MERCURY (liquid)	< 0.1 ug/L	0.1	0.333		8/25/09	EPA 7470	Pace -GB	3
385 MOLYBDENUM ICP METHOD	0.026 mg/L	0.0064	0.0213		8/18/09	EPA 6010C	MMSD	3
580 Naphthalene by m.8270C	< 0.76 ug/L	0.76	2.53		8/19/09	EPA 8270	Pace -GB	3
387 NICKEL ICP METHOD	0.018 mg/L	0.0064	0.0213		8/18/09	EPA 6010C	MMSD	3
576 Nitrobenzene	< 1.5 ug/L	1.5	5		8/19/09	EPA 8270	Pace -GB	3
567 N-Nitrosodimethylamine	< 0.64 ug/L	0.64	2.13		8/19/09	EPA 8270	Pace -GB	3
575 N-Nitrosodi-n-propylamine	< 1.1 ug/L	1.1	3.67		8/19/09	EPA 8270	Pace -GB	3
592 N-Nitrosodiphenylamine	< 2.6 ug/L	2.6	8.67		8/19/09	EPA 8270	Pace -GB	3
623 Pentachlorophenol	< 1.2 ug/L	1.2	4		8/19/09	EPA 8270	Pace -GB	3
595 Phenanthrene	< 0.68 ug/L	0.68	2.27		8/19/09	EPA 8270	Pace -GB	3
616 Phenol	< 1.1 ug/L	1.1	3.67		8/19/09	EPA 8270	Pace -GB	3
599 Pyrene	< 1.7 ug/L	1.7	5.67		8/19/09	EPA 8270	Pace -GB	3
367 SILVER ICP METHOD	< 0.0042 mg/L	0.0042	0.014		8/18/09	EPA 6010C	MMSD	3
83 Solids (Suspended)	29 mg/L	1	3.33		8/13/09	SM(20) 2540D	MMSD	3
396 ZINC ICP METHOD	0.092 mg/L	0.026	0.0867		8/18/09	EPA 6010C	MMSD	3

**Report Notes:**

N.A. The MDL/LOQ is Not Available or Not Applicable for this test.  
Column S: Test Status. Not Started=8, Intermediate=7, Final=3, Analyst Approved=12, Not Reportable=15.









# Field Sampling Information

Grab  
9017474

**Original Sample**

## Sample Site Information

<b>File Number:</b> 515.01	<b>Day 1</b> Arrival Date/Time: 08/12/09 09:10 Departure Date/Time: 08/12/09 09:20	<b>Collection Date:</b> 8/12/09
<b>Facility Name:</b> Confined Disposal Facility		<b>Time of Sample:</b> 9:15
<b>Address:</b> 2000 S. Lincoln Memorial Drive		
<b>Connection #:</b> 1 IW Verification/Enforcement		
<b>Source Code:</b> 141 <b>Site Code:</b> IW-VER		<b>Sample Retrieval:</b> 08/12/09 09:15
<b>Site Desc:</b> IW Verification/Enforcement	<i>All times listed in 24:00 format</i>	

## Collection Information

**Field Charge #:** 1450      Scheduled Sampling - Billable

**Field Number:** 323-F      **D.F. Start:** ft.

**Crew Number:** 323-DW      **D.F. End:** ft.

MMSD Equipment:       Sample(s) Split with Facility:

Facility Equipment:       Sample(s) on Ice:

**Flow Gauging**

Sampler:

**Totals**

Total Flow:  
of Flow per Sample

Sample Count #: 1      Aliquot Vol.: 1000

**Field pH Readings**

Sample pH: 6.76

## Water Meter Readings

Meter Description	Start	End	Amount

**Relinquished By:** DWOZNAK

**Date/time:** 08/12/09 / 10:18

## Bottles Collected and Tests Requested

ID	Bottle Description	Tests (LIMS OPSIDS)	Preservative	Quantity
3	250 mL brown plastic	Cyn-T(260) <i>contract</i>	C6H8O6+NaOH	1

## Notes:

**SAC AUG 28 2009**



## Provisional intra-department report

This report is not to be used for external official data reporting. The information listed below has been recorded as complete within LIMS.  
The data may or may not have received full quality assurance and/or numeric accuracy checks.



Preserving The Environment •  
Improving Water Quality

9017474

Source Code: 141

Sample Number: <b>9017474</b>	Customer Sample ID: <b>000</b>
Collection Date: 8/12/09	Sample Priority: <b>STANDARD</b>
Retrieval Date: 8/12/09	Customer: <b>Confined Disposal Facility</b>
Received Date: 8/12/09	Connection: <b>1 IW Verification/Enforcement</b>
Received By: <b>BCROWLEY</b>	
Site: <b>IW-VER IW Verification/Enforcement</b>	<b>515.01</b>

Test Name	Reported Value	MDL	LOQ	Flags	Analysis Date	Method	Lab	S
260 Cyanide -Total	< 0.048 mg/L	0.048	0.16	AX.	8/19/09	EPA 335.4	Pace -GB	3
<i>Total reported data count:</i>								<b>1</b>

Sample Comments:

Test Comments:

Sample #    Test

### Flag Descriptions

<p><b>AO</b> Other -- Flag requires additional explanation</p> <p><b>AX</b> Qualified data - see contract lab report</p> <p><b>B3</b> Target analyte detected in method blank &gt; 10% of sample concentration.</p> <p><b>B5</b> CCV recovery was outside method acceptance limits.</p> <p><b>B7</b> LCS recovery was above control limits.</p> <p><b>B8</b> LCS recovery was below control limits.</p> <p><b>B9</b> Low Level CCV recovery was outside of method acceptance limits</p> <p><b>D1</b> Duplicate precision control limit was exceeded.</p> <p><b>D2</b> Matrix spike precision control limit was exceeded.</p> <p><b>D3</b> Sample is heterogeneous. Sample homogeneity could not be readily achieved using routine laboratory practices.</p> <p><b>H1</b> Sample was received past holding time.</p> <p><b>H3</b> Analysis performed beyond holding time.</p> <p><b>H4</b> Initial analysis within holding time. Reanalysis for the required dilution was past holding time.</p> <p><b>H5</b> Analysis performed beyond holding time. (Micro only)</p>	<p><b>IS</b> Insufficient sample volume for analysis.</p> <p><b>LA</b> Not analyzed - lab accident.</p> <p><b>M1</b> Too numerous to count.</p> <p><b>M2</b> Sample incubation period exceeded method requirement.</p> <p><b>M3</b> Spreading colonies - unable to determine result.</p> <p><b>M5</b> Incubator/water bath temperature was outside method requirements.</p> <p><b>M7</b> Micro sample received without adequate headspace.</p> <p><b>NU</b> Not usable Data.</p> <p><b>Q2</b> Matrix spike recovery for this sample was above control limits.</p> <p><b>Q3</b> Matrix spike recovery for this sample was below control limits.</p> <p><b>RT</b> Sample temperature upon receipt exceeded regulatory or project requirements.</p> <p><b>S5</b> Reading was not confirmed by a constant weight measurement</p> <p><b>T3</b> The dilution water D.O. depletion was &gt; 0.2 mg/L.</p> <p><b>T4</b> GGA BOD was below method acceptance criteria.</p> <p><b>T5</b> GGA BOD was above method acceptance criteria.</p> <p><b>T7</b> The dilution water D.O. increase was &gt; 0.2 mg/L.</p>
---	---

### Report Notes:

N.A. The MDL/LOQ is Not Available or Not Applicable for this test.  
Column S: Test Status. Not Started=8, Intermediate=7, Final=3, Analyst Approved=12, Not Reportable=15.

SAC AUG 28 2009



# Field Sampling Information

Grab  
9017475

**Original Sample**

## Sample Site Information

<b>File Number:</b> 515.01	<b>Day 1</b> Arrival Date/Time: 08/12/09 09:10 Departure Date/Time: 08/12/09 09:20	<b>Collection Date:</b> 8/12/09
<b>Facility Name:</b> Confined Disposal Facility		<b>Time of Sample:</b> 9:15
<b>Address:</b> 2000 S. Lincoln Memorial Drive		
<b>Connection #:</b> 1 IW Verification/Enforcement		
<b>Source Code:</b> 141 <b>Site Code:</b> IW-VER		<b>Sample Retrieval:</b> 08/12/09 09:15
<b>Site Desc:</b> IW Verification/Enforcement	<i>All times listed in 24:00 format</i>	

## Collection Information

**Field Charge #:** 1450      Scheduled Sampling - Billable

**Field Number:** 323-G      **D.F. Start:** ft.

**Crew Number:** 323-DW      **D.F. End:** ft.

MMSD Equipment:       Sample(s) Split with Facility:

Facility Equipment:       Sample(s) on Ice:

### Flow Gauging

Sampler:

### Totals

Total Flow:  
of Flow per Sample

Sample Count #: 1      Aliquot Vol.: 1000

### Field pH Readings

Sample pH: 6.76

## Water Meter Readings

Meter Description	Start	End	Amount

**Relinquished By:** DWOZNIAK  
**Date/time:** 08/12/09 / 10:18

## Bottles Collected and Tests Requested

ID	Bottle Description	Tests (LIMS OPSIDS)	Preservative	Quantity
5	1 liter glass	HEM(731)	HCl	2
7	40 mL glass	VOLORG(477) <i>contact</i>	HCl	3

## Notes:

SAC AUG 28 2009



## Provisional intra-department report

This report is not to be used for external official data reporting. The information listed below has been recorded as complete within LIMS.  
The data may or may not have received full quality assurance and/or numeric accuracy checks.



Preserving The Environment •  
Improving Water Quality

9017475

Source Code: 141

Sample Number: <b>9017475</b>	Customer Sample ID: <b>000</b>
Collection Date: 8/12/09	Sample Priority: <b>STANDARD</b>
Retrieval Date: 8/12/09	Customer: <b>Confined Disposal Facility</b>
Received Date: 8/12/09	Connection: <b>1 IW Verification/Enforcement</b>
Received By: <b>BCROWLEY</b>	
Site: <b>IW-VER IW Verification/Enforcement</b>	<b>515.01</b>

PS	Name	Reported Value	MDL	LOQ	Flags	Analysis Date	Method	Lab	S
917	1,1,1,2-Tetrachloroethane	< 0.92 ug/L	0.92	3.07		8/17/09	EPA 8260	Pace -GB	3
640	1,1,1-Trichloroethane	< 0.9 ug/L	0.9	3		8/17/09	EPA 8260	Pace -GB	3
651	1,1,2,2-Tetrachloroethane	< 0.2 ug/L	0.2	0.667		8/17/09	EPA 8260	Pace -GB	3
649	1,1,2-Trichloroethane	< 0.42 ug/L	0.42	1.4		8/17/09	EPA 8260	Pace -GB	3
635	1,1-Dichloroethane	< 0.75 ug/L	0.75	2.5		8/17/09	EPA 8260	Pace -GB	3
633	1,1-dichloroethylene	< 0.57 ug/L	0.57	1.9		8/17/09	EPA 8260	Pace -GB	3
728	1,1-Dichloropropylene	< 0.75 ug/L	0.75	2.5		8/17/09	EPA 8260	Pace -GB	3
1001	1,2,3-Trichlorobenzene	< 0.74 ug/L	0.74	2.47		8/17/09	EPA 8260	Pace -GB	3
1002	1,2,3-Trichloropropane	< 0.99 ug/L	0.99	3.3		8/17/09	EPA 8260	Pace -GB	3
1003	1,2,4-Trimethylbenzene	< 0.97 ug/L	0.97	3.23		8/17/09	EPA 8260	Pace -GB	3
1004	1,2-Dibromo-3-chloropropane	< 1.7 ug/L	1.7	5.67		8/17/09	EPA 8260	Pace -GB	3
905	1,2-Dibromoethane	< 0.56 ug/L	0.56	1.87		8/17/09	EPA 8260	Pace -GB	3
568	1,2-Dichlorobenzene by m.8260B	< 0.83 ug/L	0.83	2.77		8/17/09	EPA 8260	Pace -GB	3
639	1,2-Dichloroethane	< 0.36 ug/L	0.36	1.2		8/17/09	EPA 8260	Pace -GB	3
643	1,2-Dichloropropane	< 0.49 ug/L	0.49	1.63		8/17/09	EPA 8260	Pace -GB	3
1179	1,3,5-Trimethylbenzene	< 0.83 ug/L	0.83	2.77		8/17/09	EPA 8260	Pace -GB	3
571	1,3-Dichlorobenzene by m.8260B	< 0.87 ug/L	0.87	2.9		8/17/09	EPA 8260	Pace -GB	3
1006	1,3-Dichloropropane	< 0.61 ug/L	0.61	2.03		8/17/09	EPA 8260	Pace -GB	3
569	1,4-Dichlorobenzene by m.8260B	< 0.95 ug/L	0.95	3.17		8/17/09	EPA 8260	Pace -GB	3
1007	2,2-Dichloropropane	< 0.62 ug/L	0.62	2.07		8/17/09	EPA 8260	Pace -GB	3
1008	2-Chlorotoluene	< 0.85 ug/L	0.85	2.83		8/17/09	EPA 8260	Pace -GB	3
1009	4-Chlorotoluene	< 0.74 ug/L	0.74	2.47		8/17/09	EPA 8260	Pace -GB	3
1010	4-Isopropyltoluene	< 0.67 ug/L	0.67	2.23		8/17/09	EPA 8260	Pace -GB	3
647	Benzene	0.64 ug/L	0.41	1.37	AX.	8/17/09	EPA 8260	Pace -GB	3
1011	Bromobenzene	< 0.82 ug/L	0.82	2.73		8/17/09	EPA 8260	Pace -GB	3
1012	Bromochloromethane	< 0.97 ug/L	0.97	3.23		8/17/09	EPA 8260	Pace -GB	3
642	Bromodichloromethane	< 0.56 ug/L	0.56	1.87		8/17/09	EPA 8260	Pace -GB	3
638	Bromoform	< 0.94 ug/L	0.94	3.13		8/17/09	EPA 8260	Pace -GB	3
641	Carbon Tetrachloride	< 0.49 ug/L	0.49	1.63		8/17/09	EPA 8260	Pace -GB	3
653	Chlorobenzene	< 0.41 ug/L	0.41	1.37		8/17/09	EPA 8260	Pace -GB	3
628	Chloroethane	< 0.97 ug/L	0.97	3.23		8/17/09	EPA 8260	Pace -GB	3
637	Chloroform	< 1.3 ug/L	1.3	4.33		8/17/09	EPA 8260	Pace -GB	3
723	Cis-1,2 Dichloroethylene	< 0.83 ug/L	0.83	2.77		8/17/09	EPA 8260	Pace -GB	3
644	Cis-1,3-Dichloropropene	< 0.2 ug/L	0.2	0.667		8/17/09	EPA 8260	Pace -GB	3
648	Dibromochloromethane	< 0.81 ug/L	0.81	2.7		8/17/09	EPA 8260	Pace -GB	3
1013	Dibromomethane	< 0.6 ug/L	0.6	2		8/17/09	EPA 8260	Pace -GB	3
1014	Dichlorodifluoromethane	< 0.99 ug/L	0.99	3.3		8/17/09	EPA 8260	Pace -GB	3
654	Ethylbenzene	< 0.54 ug/L	0.54	1.8		8/17/09	EPA 8260	Pace -GB	3
731	HEM (SPE)	2.6 mg/L	1.2	4		8/20/09	EPA 1664A SPE	MMSD	3
578	Hexachlorobutadiene by m.8260B	< 0.67 ug/L	0.67	2.23		8/17/09	EPA 8260	Pace -GB	3

**Report Notes:**

N.A. The MDL/LOQ is Not Available or Not Applicable for this test.

Column S: Test Status. Not Started=8, Intermediate=7, Final=3, Analyst Approved=12, Not Reportable=15.

**SAC** **AUG 28 2009**

## Provisional intra-department report

This report is not to be used for external official data reporting. The information listed below has been recorded as complete within LIMS.  
The data may or may not have received full quality assurance and/or numeric accuracy checks.



Preserving The Environment •  
Improving Water Quality

9017475

Source Code: 141

Sample Number: <b>9017475</b>	Customer Sample ID: <b>000</b>
Collection Date: 8/12/09	Sample Priority: <b>STANDARD</b>
Retrieval Date: 8/12/09	Customer: <b>Confined Disposal Facility</b>
Received Date: 8/12/09	Connection: <b>1 IW Verification/Enforcement</b>
Received By: <b>BCROWLEY</b>	
Site: <b>IW-VER IW Verification/Enforcement</b>	<b>515.01</b>

Name	Reported Value	MDL	LOQ	Flags	Analysis Date	Method	Lab	S
814 Isopropylbenzene (Cumene)	< 0.59 ug/L	0.59	1.97		8/17/09	EPA 8260	Pace -GB	3
914 Meta,Para-Xylene	< 1.8 ug/L	1.8	6		8/17/09	EPA 8260	Pace -GB	3
626 Methyl Bromide	< 0.91 ug/L	0.91	3.03		8/17/09	EPA 8260	Pace -GB	3
738 Methyl Chloride	< 0.24 ug/L	0.24	0.8		8/17/09	EPA 8260	Pace -GB	3
818 Methyl Tert-Butyl Ether	< 0.61 ug/L	0.61	2.03		8/17/09	EPA 8260	Pace -GB	3
629 Methylene Chloride	< 0.43 ug/L	0.43	1.43		8/17/09	EPA 8260	Pace -GB	3
1214 Naphthalene by m.8260B	< 0.89 ug/L	0.89	2.97		8/17/09	EPA 8260	Pace -GB	3
1015 n-Butylbenzene	< 0.93 ug/L	0.93	3.1		8/17/09	EPA 8260	Pace -GB	3
1016 n-Propylbenzene	< 0.81 ug/L	0.81	2.7		8/17/09	EPA 8260	Pace -GB	3
915 Ortho-Xylene	< 0.83 ug/L	0.83	2.77		8/17/09	EPA 8260	Pace -GB	3
1017 sec-Butylbenzene	< 0.89 ug/L	0.89	2.97		8/17/09	EPA 8260	Pace -GB	3
831 Styrene	< 0.86 ug/L	0.86	2.87		8/17/09	EPA 8260	Pace -GB	3
1018 tert-Butylbenzene	< 0.97 ug/L	0.97	3.23		8/17/09	EPA 8260	Pace -GB	3
650 Tetrachloroethylene	< 0.45 ug/L	0.45	1.5		8/17/09	EPA 8260	Pace -GB	3
652 Toluene	< 0.67 ug/L	0.67	2.23		8/17/09	EPA 8260	Pace -GB	3
636 Trans-1,2-Dichloroethylene	< 0.89 ug/L	0.89	2.97		8/17/09	EPA 8260	Pace -GB	3
645 Trans-1,3-Dichloropropene	< 0.19 ug/L	0.19	0.633		8/17/09	EPA 8260	Pace -GB	3
646 Trichloroethylene	< 0.48 ug/L	0.48	1.6		8/17/09	EPA 8260	Pace -GB	3
631 Trichlorofluoromethane	< 0.79 ug/L	0.79	2.63		8/17/09	EPA 8260	Pace -GB	3
627 Vinyl Chloride	< 0.18 ug/L	0.18	0.6		8/17/09	EPA 8260	Pace -GB	3

**Report Notes:**

N.A. The MDL/LOQ is Not Available or Not Applicable for this test.  
Column S: Test Status. Not Started=8, Intermediate=7, Final=3, Analyst Approved=12, Not Reportable=15.







# Field Sampling Information

Grab

9017476

**Original Sample**

## Sample Site Information

<b>File Number:</b> 515.01	<b>Day 1</b> <b>Arrival Date/Time:</b> 08/12/09 09:25 <b>Departure Date/Time:</b> 08/12/09 09:45	<b>Collection Date:</b> 8/12/09
<b>Facility Name:</b> Confined Disposal Facility		<b>Time of Sample:</b> 9:15
<b>Address:</b> 2000 S. Lincoln Memorial Drive		
<b>Connection #:</b> 1 IW Verification/Enforcement		
<b>Source Code:</b> 141	<b>Site Code:</b> IW-VER	<b>Sample Retrieval:</b> 08/12/09 09:15
<b>Site Desc:</b> IW Verification/Enforcement	<i>All times listed in 24:00 format</i>	

## Collection Information

**Field Charge #:** 1450      Scheduled Sampling - Billable

**Field Number:** 323-H      **D.F. Start:** ft.

**Crew Number:** 323-DW      **D.F. End:** ft.

MMSD Equipment:       Sample(s) Split with Facility:

Facility Equipment:       Sample(s) on Ice:

### Flow Gauging

Sampler:

### Totals

Total Flow: 54 MGD  
of Flow per Sample

Sample Count #: 1      Aliquot Vol.: 1000

### Field pH Readings

Sample pH: 6.76

## Water Meter Readings

Meter Description	Start	End	Amount

**Relinquished By:** DWOZNAK  
**Date/time:** 08/12/09 / 10:18

## Bottles Collected and Tests Requested

ID	Bottle Description	Tests (LIMS OPSIDS)	Preservative	Quantity
16	1 liter amber glass	PCB by m. 8082(1094) <i>Contract</i>	none	1

## Notes:

**SAC AUG 28 2009**





## Provisional intra-department report

This report is not to be used for external official data reporting. The information listed below has been recorded as complete within LIMS.  
The data may or may not have received full quality assurance and/or numeric accuracy checks.



Preserving The Environment •  
Improving Water Quality

9017476

Sample Number: <b>9017476</b>	Customer Sample ID: <b>000</b>
Collection Date: 8/12/09	Sample Priority: <b>STANDARD</b>
Retrieval Date: 8/12/09	Customer: <b>Confined Disposal Facility</b>
Received Date: 8/12/09	Connection: <b>1 IW Verification/Enforcement</b>
Received By: <b>BCROWLEY</b>	
Site: <b>IW-VER IW Verification/Enforcement</b>	<b>515.01</b>

Source Code: 141

Test Name	Reported Value	MDL	LOQ	Flags	Analysis Date	Method	Lab	S
678 PCB-1016	< 0.27 ug/L	0.27	0.9		8/22/09	EPA 8082	Pace -GB	3
674 PCB-1221	< 0.27 ug/L	0.27	0.9		8/22/09	EPA 8082	Pace -GB	3
675 PCB-1232	< 0.27 ug/L	0.27	0.9		8/22/09	EPA 8082	Pace -GB	3
672 PCB-1242	< 0.27 ug/L	0.27	0.9		8/22/09	EPA 8082	Pace -GB	3
676 PCB-1248	< 0.27 ug/L	0.27	0.9		8/22/09	EPA 8082	Pace -GB	3
673 PCB-1254	< 0.27 ug/L	0.27	0.9		8/22/09	EPA 8082	Pace -GB	3
677 PCB-1260	< 0.27 ug/L	0.27	0.9		8/22/09	EPA 8082	Pace -GB	3

Sample Comments:

Test Comments:

Total reported data count:

**7**

Sample #      Test

### Flag Descriptions

<p><b>A0</b> Other -- Flag requires additional explanation</p> <p><b>AX</b> Qualified data - see contract lab report</p> <p><b>B3</b> Target analyte detected in method blank &gt; 10% of sample concentration.</p> <p><b>B5</b> CCV recovery was outside method acceptance limits.</p> <p><b>B7</b> LCS recovery was above control limits.</p> <p><b>B8</b> LCS recovery was below control limits.</p> <p><b>B9</b> Low Level CCV recovery was outside of method acceptance limits</p> <p><b>D1</b> Duplicate precision control limit was exceeded.</p> <p><b>D2</b> Matrix spike precision control limit was exceeded.</p> <p><b>D3</b> Sample is heterogeneous. Sample homogeneity could not be readily achieved using routine laboratory practices.</p> <p><b>H1</b> Sample was received past holding time.</p> <p><b>H3</b> Analysis performed beyond holding time.</p> <p><b>H4</b> Initial analysis within holding time. Reanalysis for the required dilution was past holding time.</p> <p><b>H5</b> Analysis performed beyond holding time. (Micro only)</p>	<p><b>IS</b> Insufficient sample volume for analysis.</p> <p><b>LA</b> Not analyzed - lab accident.</p> <p><b>M1</b> Too numerous to count.</p> <p><b>M2</b> Sample Incubation period exceeded method requirement.</p> <p><b>M3</b> Spreading colonies - unable to determine result.</p> <p><b>M5</b> Incubator/water bath temperature was outside method requirements.</p> <p><b>M7</b> Micro sample received without adequate headspace.</p> <p><b>NU</b> Not usable Data.</p> <p><b>Q2</b> Matrix spike recovery for this sample was above control limits.</p> <p><b>Q3</b> Matrix spike recovery for this sample was below control limits.</p> <p><b>RT</b> Sample temperature upon receipt exceeded regulatory or project requirements.</p> <p><b>S5</b> Reading was not confirmed by a constant weight measurement</p> <p><b>T3</b> The dilution water D.O. depletion was &gt; 0.2 mg/L.</p> <p><b>T4</b> GGA BOD was below method acceptance criteria.</p> <p><b>T5</b> GGA BOD was above method acceptance criteria.</p> <p><b>T7</b> The dilution water D.O. increase was &gt; 0.2 mg/L.</p>
---	---

### Report Notes:

N.A. The MDL/LOQ is Not Available or Not Applicable for this test.

Column S: Test Status. Not Started=8, Intermediate=7, Final=3, Analyst Approved=12, Not Reportable=15.

SAC AUG 28 2009

MILWAUKEE METROPOLITAN SEWERAGE DISTRICT  
260 W. SEEBOTH ST. MILWAUKEE, WI 53204  
(414) 272-5100

INDUSTRIAL WASTE PRETREATMENT PROGRAM  
-----

MAY 24 2010

DATE: MAY-18-2010

INVOICE NO.: IW-178-10

MAILING ADDRESS  
-----

CH2M Hill  
135 S 84th St. Ste 325  
Milwaukee, WI 53214

FACILITY ADDRESS  
-----

CH2M Hill  
2000 S Lincoln Memorial D  
Milwaukee, WI 53207

ATTN: ACCOUNTS PAYABLE

MMSD CUSTOMER #: 10515  
YOUR REPRESENTATIVE: Robert Stryker  
CUSTOMER PERMIT: 515.01  
PURCHASE ORDER #:  
SUPPLIER ID #: 380310.R1.01

INVOICE FOR SAMPLE COLLECTION AND LABORATORY ANALYSIS

SAMPLE COLLECTION DATES APR-27-2010

LAB PREPARATION & METALS SCAN	
LAB PREPARATION & MERCURY SCAN	
LAB PREPARATION & GFAA METALS SCAN	
LABORATORY ANALYSIS	\$149.00
SAMPLE COLLECTION	\$229.00
	-----
TOTAL	\$378.00
	=====

DETAILS ON ENCLOSED WORKSHEETS

TERMS: 30 DAYS NET - JUN-17-2010

\*\*\*\*\*

PLEASE REMIT CHECK TO: MILWAUKEE METROPOLITAN SEWERAGE DISTRICT  
P.O. BOX 78847  
MILWAUKEE, WI 53278-0847

MILWAUKEE METROPOLITAN SEWERAGE DISTRICT  
 SAMPLING RESULTS

CH2M Hill  
 2000 S Lincoln Memorial D  
 Milwaukee, WI 53207  
 Robert Stryker

135 S 84th St. Ste 325  
 Milwaukee, WI 53214

CUSTOMER PERMIT: 515.01  
 OUTFALL ID: 1.0  
 SAMPLE DATE: APR-27-2010  
 SAMPLE TYPE: GRAB  
 SAMPLE SOURCE: MMSD EQUIPMENT

POLLUTANT	***** LIMITS *****		UNITS	SAMPLE RESULTS	FEE
	MAXIMUM	AVERAGE			
PCBs by Aroclor	0.0050		MG/L	<0.00026	63.00
PH-MINIMUM	5.0		S.U.	6.350	19.00
Volatiles by GCMS	5.0		MG/L	<0.00180	67.00
				LAB ANALYSIS FEE	149.00
				LAB PREPARATION & METALS SCAN FEE	
				LAB PREPARATION & MERCURY SCAN FEE	
				LAB PREPARATION & GFAA METALS SCAN FEE	
LAB NO.(S) 10008563				SAMPLE COLLECTION FEE	229.00
				TOTAL MONITORING FEE	378.00

\* = LIMITATION EXCEEDENCE

MILWAUKEE METROPOLITAN SEWERAGE DISTRICT  
 SAMPLING RESULTS  
 CALCULATED MONTHLY AVERAGE

CH2M Hill  
 2000 S Lincoln Memorial D  
 Milwaukee, WI 53207  
 Robert Stryker

135 S 84th St. Ste 325  
 Milwaukee, WI 53214


CUSTOMER PERMIT: 515.01  
 OUTFALL ID: 1.0  
 SAMPLE DATE: APR-30-2010  
 SAMPLE TYPE: \*\*\*AVERAGE\*\*  
 SAMPLE SOURCE: \*\*\*AVERAGE\*\*

POLLUTANT	***** LIMITS *****		UNITS	SAMPLE RESULTS	FEE
	MAXIMUM	AVERAGE			
PCBs by Aroclor	0.0050		MG/L	0.0	
Volatiles by GCMS	5.0		MG/L	0.0	
					-----
					LAB ANALYSIS FEE
					LAB PREPARATION & METALS SCAN FEE
					LAB PREPARATION & MERCURY SCAN FEE
					LAB PREPARATION & GFAA METALS SCAN FEE
LAB NO. (S)					SAMPLE COLLECTION FEE
					=====
					TOTAL MONITORING FEE

\* = LIMITATION EXCEEDENCE

**Appendix O**  
**MMSD Permits and Amendments**

---



Preserving The Environment •  
Improving Water Quality

May 12, 2009

Mr. Larry Sullivan  
Port of Milwaukee  
2323 South Lincoln Memorial Drive  
Milwaukee, Wisconsin 53207

Subject: *Wastewater Discharge Permit 515.01*

Dear Mr. Sullivan:

Wastewater Discharge Permit 515.01 is enclosed for discharges from the confined disposal facility related to the dredging of the Kinnickinnic River. This permit establishes various effluent limits, sampling and reporting requirements, and other conditions for the discharge of wastewater to the District's sewerage system. Please carefully review the limits that apply and the sampling, reporting, and record-keeping requirements.

If you have any questions regarding your new permit or if you find errors, please contact me at 414-225-2275 or [tnowicki@mmsd.com](mailto:tnowicki@mmsd.com). Thank you for your cooperation.

Sincerely yours,

Thomas A. Nowicki, P.E.  
Senior Industrial Waste Engineer

Enclosure

Permits/letters/Confined Disposal.doc

# WASTEWATER DISCHARGE PERMIT 515.01


The Milwaukee Metropolitan Sewerage District (District) has issued this wastewater discharge permit to:

**Harbor Commission of the Port of Milwaukee  
Confined Disposal Facility  
2000 South Lincoln Memorial Drive  
Milwaukee, Wisconsin 53207**

This permit is issued according to sec. 200.45, Wis. Stats., and ch. 11, MMSD Rules. The Permittee shall comply with the pretreatment standards, monitoring requirements, and other conditions set forth in this permit.

Section 11.814, MMSD Rules, provides procedures for the administrative review of the conditions contained in this permit. These procedures are the exclusive means for the Permittee to seek amendments to this permit. The right to an administrative review of this permit expires 30 days after receiving this permit. Failure to exhaust these administrative review procedures may preclude judicial review. The Permittee must comply with this permit during the review in any forum of any challenge to this permit, according to sec. 11.815, MMSD Rules.

This permit becomes effective on the date of signature and expires at noon, **December 31, 2010**. The Permittee may continue discharging after this date only if the District reissues this permit. The Permittee must apply for renewal of this permit according to the requirements of sec. 11.305, MMSD Rules, at least 60 days before the expiration date of this permit.

  
\_\_\_\_\_  
Kevin L. Shafer, P.E.  
Executive Director

Dated this 6<sup>th</sup> day of May, 2009



# WASTEWATER DISCHARGE PERMIT 515.01

Contents	Page
<b>Part 1 - Limits</b>	
1.01 Introduction.....	3
1.02 Outfall 1 .....	3
<b>Part 2 - Sampling</b>	
2.01 Sampling frequency .....	4
2.02 Representative samples .....	4
2.03 Sample collection and analysis .....	4
2.04 Flow monitoring.....	4
<b>Part 3 - Reporting</b>	
3.01 Self-monitoring reports .....	6
3.02 Hauled wastewater reports .....	7
3.03 Report of violation and resampling.....	7
3.04 Reporting of upsets, spills, other slugs, and emergencies .....	8
3.05 Bypass reports.....	8
3.06 Notice of intent to change discharge .....	9
3.07 Hazardous waste reports.....	9
3.08 General certification .....	9
3.09 Reporting address .....	9
<b>Part 4 - General Conditions</b>	
4.01 General prohibitions .....	10
4.02 Prohibited discharges.....	10
4.03 Prohibited pollutants .....	11
4.04 Duty to mitigate .....	12
4.05 Dilution prohibition .....	12
4.06 Bypass prohibition .....	12
4.07 Proper disposal of pretreatment sludges .....	12
4.08 Compliance with all local, state, and federal requirements .....	13
4.09 No property rights created .....	13
4.10 Permit modification .....	13
4.11 Permit transfer.....	13
4.12 Sampling location .....	13
4.13 Sampling facilities .....	13
4.14 Record keeping requirements.....	14
4.15 Review of proposed treatment facilities.....	14
4.16 Additional reports .....	14
4.17 Public information .....	15
4.18 Right of entry .....	15
4.19 Administrative review of District decisions .....	15
4.20 Enforcement.....	15
<b>Part 5 – Special Conditions .....</b>	<b>16</b>

## Part 1 - Limits

### 1.01 INTRODUCTION

Discharges from the outfalls regulated by this permit are subject to the local limits established by the District in sec. 11.203, MMSD Rules. Based upon these requirements, the District has established the limits in sec. 1.02 of this permit.

### 1.02 OUTFALL 1

(1) (a) Outfall 1 is near Lincoln Memorial Drive, inside the fence, north of Lincoln Avenue, under the I-794 bridge, at the outlet of the sump that receives supernatant discharges.

(b) All discharged supernatant shall flow through Outfall 1.

(2) The following limits apply to discharges from Outfall 1:

#### Outfall 1 Applicable Local Limits

Pollutant	Maximum For Any One Day (mg/L)
Arsenic, total	0.6
Cadmium, total	1.5
Chromium, total	64
Copper, total	6.0
Cyanide, total	2.9
Hexane extractable materials	300
Lead, total	2.0
Mercury, total	0.0026
Molybdenum, total	12
Nickel, total	4.0
Organic priority pollutants <sup>(1)</sup>	5.0
Polychlorinated biphenyl Aroclors <sup>(2)</sup>	0.005
Silver, total	5.8
Total suspended solids	100
Zinc, total	8.0

(1) Volatile and semi-volatile compounds only. The limit applies to the sum of the concentrations of the detected compounds.

(2) The limit applies to the sum of the concentrations of the detected Aroclors.

(3) The pH of the Permittee's discharge shall be greater than 5.0 at all times.

## Part 2 - Sampling

### 2.01 SAMPLING FREQUENCY

- (1) The Permittee shall sample for polychlorinated biphenyl Aroclors and total suspended solids starting with the first day of discharge and every three days of discharge afterwards. After results comply for six consecutive weeks, then the Permittee may reduce sampling to once per calendar week. After results comply for twelve consecutive months, then the Permittee may reduce sampling to once per month.
- (2) At least once within the first seven days of discharge, the Permittee shall sample for all of the pollutants listed in sec. 1.02(2). After the initial sampling, the Permittee shall sample for these pollutants at least once per calendar month. After the sixth month of sampling, sampling may cease for any pollutant present at less than 25% of the applicable limit in all preceding samples.

### 2.02 REPRESENTATIVE SAMPLES

The Permittee's self-monitoring shall represent production activities and discharges normally occurring during the reporting period.

### 2.03 SAMPLE COLLECTION AND ANALYSIS

- (1) The Permittee shall sample at Outfall 1.
- (2) The Permittee shall collect grab samples.
- (3) The Permittee shall collect, preserve, and analyze samples using techniques that provide sufficient precision and accuracy to measure the regulated pollutants at or below the applicable limit to a reasonable degree of scientific certainty, using analytical methods included in 40 CFR Part 136 or ch. NR 219, Wis. Adm. Code, or other methods approved by the Department of Natural Resources. For analysis, the Permittee shall use a laboratory certified or registered by the Department of Natural Resources, according ch. NR 149, Wis. Adm. Code, for the parameter being analyzed.
- (4) The Permittee shall measure pH either at the point of discharge, using a portable pH meter, or at a laboratory, using a grab sample free of acidic or alkaline preservatives.
- (5) Samples collected by the Permittee shall be independent of samples collected by the District.

## **2.04 Flow Monitoring**

The Permittee shall implement techniques and procedures to determine the volume discharged per day, such as a water meter or calculations using pumping time and pump capacity. The Permittee shall record the volume discharged per day.

## Part 3 - Reporting

### 3.01 SELF-MONITORING REPORTS

The Permittee shall submit to the District self-monitoring reports that include the following information. These reports are due before the date established by sub. (5).

#### (1) Sample results

The Permittee shall report to the District the results of all sampling required by part 2. If the Permittee monitors a pollutant more frequently than required by this permit using the sample type and the sample collection, preservation, and the analytical techniques set forth in part 2, then the Permittee shall also report the results of this monitoring to the District. Reports shall include:

- (a) The place, date, type, and time of the sample;
- (b) The names of the persons collecting the samples, the persons doing the analyses, and the laboratory performing the analyses;
- (c) The dates the analyses were performed;
- (d) The analytical techniques used; and
- (e) The analytical results.

#### (2) Average and maximum flow rates

- (a) For each outfall identified in sec. 1.02 of this permit, the Permittee shall report the average and maximum daily process wastewater flow rates for the period since the last period for which the Permittee reported these flow rates. For the Permittee's first report, the Permittee shall report flows for either the six months preceding the self-monitoring report or the time since the commencement of discharge, whichever is shorter. The Permittee shall indicate the starting and ending dates of the period covered by the reported flow rates.
- (b) If an outfall contains domestic wastewater or other non-process wastewater, then the Permittee shall include average and maximum flow rates for these types of wastewater.
- (c) The Permittee may estimate these flow rates.
- (d) The Permittee shall indicate whether the reported flows are measurements or estimates. If the Permittee is reporting estimated flows, then the Permittee shall provide all of the information and calculations used to obtain the estimates. If calculating an estimated flow by dividing a long-term discharge volume by a number of days, then the Permittee shall count only the days when a discharge occurred.

**(3) General certification**

The Permittee shall include the certification set forth in sec. 3.08 in self-monitoring reports.

**(4) Signature**

A person who satisfies the requirements of sec. 11.417, MMSD Rules, shall sign self-monitoring reports.

**(5) Report due date**

The Permittee shall submit self-monitoring reports to the District no later than the last day of the month following the month in which the sample was collected.

**3.02 HAULED WASTEWATER REPORTS**

- (1) On or before January 30 and July 30, the Permittee shall report wastewater shipments. Each report shall include information for the preceding six months. The Permittee may report more frequently.
- (2) For any wastewater that has been shipped off-site for disposal, the Permittee shall report the category, manufacturing process, volume, destination, hauler, and shipping date. For the purposes of this subsection, "wastewater" does not include sludge or solid waste shipped to treatment, storage, or disposal facilities licensed under solid and hazardous waste management laws.
- (3) The reports required by this section shall contain the certification set forth in sec. 3.08 and be signed according to sec. 11.417, MMSD Rules.

**3.03 REPORT OF VIOLATION AND RESAMPLING**

- (1) If sampling performed by the Permittee identifies a violation of any applicable pretreatment standard or requirement, the Permittee shall:
  - (a) Notify the District within 24 hours of becoming aware of the violation,
  - (b) Provide a written report with sample results to the District within 5 days after becoming aware of the violation, and
  - (c) Repeat the sampling and analysis and submit the results of the repeat analysis to the District within 30 days after becoming aware of the violation.
- (2) The reports required by sub. (1) shall contain the certification set forth in sec. 3.08 and be signed according to sec. 11.417, MMSD Rules.

### **3.04 REPORTING OF UPSETS, SPILLS, OTHER SLUGS, AND EMERGENCIES**

- (1) The Permittee shall immediately notify the District of an upset, spill, or other slug that has a reasonable potential to cause a violation of any pretreatment standard or requirement.
- (2) The report required by sub. (1) shall include:
  - (a) The location, date, and time of the discharge;
  - (b) The character and volume of the discharged material; and
  - (c) Containment or other corrective action taken by the Permittee.
- (3) Within 5 days after the report required by sub. (1), the Permittee shall submit to the District a written report describing the cause of the discharge, the duration of the discharge, and the measures taken by the Permittee to prevent similar occurrences in the future.
- (4) The report required by sub. (3) shall contain the certification set forth in sec. 3.08 and be signed according to sec. 11.417, MMSD Rules.
- (5) The Permittee shall immediately notify the District at 414-282-7200 (24 hours per day) of any emergency that may affect the sewerage system.

### **3.05 BYPASS REPORTS**

- (1) If the Permittee knows in advance of the need for a bypass, then the Permittee shall notify the District at least ten days before the bypass, if possible, or otherwise immediately.
- (2) If the Permittee has a bypass that causes a violation of a pretreatment standard or requirement and the Permittee did not anticipate the bypass, then the Permittee shall:
  - (a) Orally notify the District of the bypass within 24 hours of becoming aware of the bypass, and
  - (b) Provide a written notification within 5 days after becoming aware of the bypass that describes:
    1. The bypass and its cause;
    2. The date and time of when the bypass began and the date and time of either the end of the bypass, if the bypass has ceased, or the expected end of the bypass, if the bypass has not ceased; and
    3. The steps taken or planned to prevent reoccurrence of the bypass.



(3) The report required by sub. (2)(b) shall contain the certification set forth in sec. 3.08 and be signed according to sec. 11.417, MMSD Rules.

### **3.06 NOTICE OF INTENT TO CHANGE DISCHARGE**

Before any activity that would either result in a 20 percent long-term increase or decrease in the volume of non-domestic wastewater discharged by the Permittee or that would significantly change the characteristics of the discharge, the Permittee shall submit a written Notice of Intent to the District.

### **3.07 HAZARDOUS WASTE REPORTS**

The Permittee shall report discharges of hazardous waste according to sec. 11.412, MMSD Rules.

### **3.08 GENERAL CERTIFICATION**

The reports required by this permit shall contain the following certification:

*I certify under penalty of law that this document and all attachments were prepared under my direction or supervision in accordance with a system designed to assure that qualified personnel properly gather and evaluate the information submitted. Based on my inquiry of the person or persons who manage the system or those persons directly responsible for gathering the information, the information submitted is to the best of my knowledge and belief true, accurate, and complete. I am aware that there are significant penalties for submitting false information, including the possibility of fine and imprisonment for knowing violations.*

### **3.09 REPORTING ADDRESS**

The Permittee shall submit all reports required by this permit to the following address:

Milwaukee Metropolitan Sewerage District  
Industrial Waste Department  
260 West Seeboth Street  
Milwaukee, Wisconsin 53204-1446

## Part 4 - General Conditions

### 4.01 GENERAL PROHIBITIONS

#### (1) Compliance with rules

The Permittee may not discharge to the sewerage system except in compliance with ch. 11, MMSD Rules, and this permit.

#### (2) Interference

The Permittee may not discharge any pollutant to the sewerage system in a quantity or concentration that, alone or in conjunction with other discharges:

- (a) Inhibits or disrupts the sewerage system or its sludge processes; and
- (b)
  1. Is a cause of a violation of the District's WPDES permits or air pollution control permits;
  2. Increases the magnitude or duration of a violation;
  3. Prevents the use or disposal of sewage sludge in compliance with any applicable local, state, or federal statutes, ordinances, regulations, permits, or other requirements; or
  4. Inhibits the marketing of treated sewage sludge.

#### (3) Pass through

The Permittee may not discharge to the sewerage system any pollutant in a quantity or concentration that, alone or in conjunction with other discharges, is a cause of a discharge from the sewerage system to waters of the state that violates the District's WPDES permits or increases the magnitude or duration of a violation.

### 4.02 PROHIBITED DISCHARGES

The Permittee may not discharge to the sewerage system:

- (1) Pollutants that create a fire or explosion hazard in the sewerage system, including but not limited to pollutants that result in wastewater with a closed cup flashpoint of less than 60 C (140 F);
- (2) Pollutants that will cause corrosive structural damage to the sewerage system, including but not limited to discharges with a pH lower than 5.0 s.u.;
- (3) Solid or viscous pollutants that will obstruct the flow in the sewerage system;

- (4) Heat in amounts that will cause interference by inhibiting the biological activity in the treatment plant, including but not limited to heat in an amount that causes the influent of the treatment plant to exceed 40 C (104 F).
- (5) Used motor vehicle anti-freeze, motor oil, brake fluid, transmission fluid, hydraulic fluid, oil-based paint, and paint thinners if the material is in a collectable and recyclable quantity or if the discharge would result in a violation of the oil and grease limit set forth in sec. 11.203(1), MMSD Rules;
- (6) Pollutants that result in the presence of toxic gases, vapors, or fumes within the sewerage system in a quantity that may cause acute worker health and safety problems;
- (7) Hauled waste, except for hauled waste that:
  - (a) Consists only of domestic wastewater, and
  - (b) Is discharged at a point designated by the District;
- (8) Any substance that may cause the sewerage system's treatment residues, sludges, or scums to be unsuitable for reclamation and reuse, that causes interference with the reclamation process, or that inhibits the marketing of treated sewage sludge;
- (9) Any wastewater that contains radioactivity in amounts greater than a drinking water standard established by the U.S. Environmental Protection Agency or the Department of Natural Resources;
- (10) Storm water, surface water, groundwater, roof runoff, subsurface drainage, single pass non-contact cooling water, cooling tower blowdown, and reverse osmosis concentrate from any site served by separated sewers or riparian to waters of the state, according to sec. 11.202(10), MMSD Rules.
- (11) Any non-domestic wastewater before the District has approved a notice of intent submitted according to sec. 11.401, MMSD Rules; and
- (12) Any mass, concentration, or volume of a substance in excess of the amount allowed in this wastewater discharge permit.

#### **4.03 PROHIBITED POLLUTANTS**

The Permittee may not discharge to the sewerage system the following pollutants, excepts as provided in sec. 11.202(13), MMSD Rules:

## PROHIBITED POLLUTANTS

Acrolein	Furans
Alkylated lead	Heptachlor
Benzo(a)pyrene	Hexachlorobenzene
Chlordane	Lindane(BHC)
Dieldrin	Mirex
Dioxins	Pentachlorobenzene
3,3'-Dichlorobenzidine	Polybrominated biphenyl ethers
4,4'-Dichlorodiphenyltrichloroethane (DDT)	Polychlorinated biphenyls (PCBs)
Endosulfan	1,2,4,5-Tetrachlorobenzene
Endrin	Toxaphene
Fluoranthene	2,4,6-Trichlorophenol

### 4.04 DUTY TO MITIGATE

The Permittee shall take all reasonable actions necessary to minimize and correct any adverse impacts to the sewerage system or the environment resulting from noncompliance with this permit.

### 4.05 DILUTION PROHIBITION

The Permittee may not increase the use of process water or in any other way attempt to dilute a discharge as a partial or complete substitute for adequate treatment to achieve compliance with any applicable pretreatment standard or requirement. The District may impose mass limits on permittees who use dilution to meet the applicable pretreatment standards or requirements or in any other case where mass limits are appropriate.

### 4.06 BYPASS PROHIBITION

- (1) Intentional bypass is prohibited.
- (2) The Permittee shall report bypasses according to sec. 3.05.

### 4.07 PROPER DISPOSAL OF PRETREATMENT SLUDGE

The Permittee shall dispose sludges generated by wastewater treatment systems according to all applicable local, state, and federal requirements. If sludge is a hazardous waste according to the criteria set forth in sec. NR 605, Wis. Admin. Code, then the Permittee shall satisfy the requirements of either secs. NR 610 or NR 615, Wis. Admin. Code.

#### **4.08 COMPLIANCE WITH ALL LOCAL, STATE, AND FEDERAL REQUIREMENTS**

The Permittee shall comply with all applicable pretreatment standards and requirements set forth in ch. 11, MMSD Rules, the Code of Federal Regulations, and the Wisconsin Administrative Code, regardless of their enumeration in this permit.

#### **4.09 NO PROPERTY RIGHTS CREATED**

This permit does not convey or create any private property rights.

#### **4.10 PERMIT MODIFICATION**

The District may modify this wastewater discharge permit at any time to reflect changes in federal, state, or local law, to incorporate the terms of an order, or to reflect changed circumstances.

#### **4.11 PERMIT TRANSFER**

This wastewater discharge permit is issued to the Permittee for specific processes and operations at a specific location. If any person is seeking to become an owner of the facility to which this permit applies or operator of the processes or operations to which this permit applies, then that person shall apply to the District for a transfer of this wastewater discharge permit before becoming an owner or operator. If an owner or operator changes without the prior approval of the District, then this permit is void.

#### **4.12 SAMPLING LOCATION**

The Permittee may change sampling locations only after receiving approval from the District. The District shall ensure that any change in the Permittee's sampling location will not allow the Permittee to substitute dilution for adequate treatment.

#### **4.13 SAMPLING FACILITIES**

- (1) The Permittee shall provide sampling facilities that will be accessible and that will provide representative samples of the process wastewater.
- (2) The Permittee shall locate, construct, and maintain sampling facilities according to the requirements of the District.
- (3) The Permittee's sampling facility shall have sufficient room to allow the installation of sampling and flow monitoring devices.

- (4) The Permittee shall submit to the District plans and specifications for construction or modification of sampling facilities at least 30 days before the proposed commencement of construction or modification. If the Permittee constructs or modifies a sampling facility before District approval or without inspection during construction and if the District determines that the sampling facility is unacceptable, then the Permittee shall reconstruct or modify the sampling facility according to the requirements of the District.
- (5) The Permittee shall maintain sampling facilities in a safe, operating condition at all times.
- (6) The Permittee shall allow the District access to all sampling facilities according to the requirements of sec. 4.18.

#### **4.14 RECORD KEEPING REQUIREMENTS**

The Permittee shall retain and preserve for no less than 5 years all records relating to monitoring, sampling, and analyses made by or on behalf of the Permittee. If a record pertains to matters that are the subject of an order, litigation, or other enforcement action, then the Permittee shall retain and preserve the record until all enforcement activities have concluded and all periods of limitations for appeals have expired. The Permittee shall make these records available to the District upon request for inspection and copying.

#### **4.15 REVIEW OF PROPOSED TREATMENT FACILITIES**

- (1) If the Permittee is planning to install or modify treatment facilities or operations to comply with a categorical pretreatment standard, a pretreatment standard set forth in sec. 11.203, MMSD Rules, a permit condition, or an order of the District, then the Permittee shall provide the District with plans, specifications, and operating procedures for the proposed facilities. The District may approve, conditionally approve, or disapprove the plans, specifications, and operating procedures. The Permittee may not begin discharging from the treatment facilities until the Permittee has satisfied the requirements of the District.
- (2) The Wisconsin Department of Natural Resources has separate requirements for the review of plans, specifications, and operating procedures of proposed pretreatment facilities, such as the requirements set forth in sec. 144.04, Wis. Stats., and ch. NR 108, Wis. Admin. Code. The Permittee shall comply with these requirements before commencing discharges to the sewerage system.

#### **4.16 ADDITIONAL REPORTS**

In addition to the reports required by this permit and the reports specifically required by ch. 11, MMSD Rules, the District may require other reports, management plans, or other information whenever the District finds that such a requirement is necessary to fulfill the District's responsibilities under ch. 11, MMSD Rules, or any other local, state, or federal law.

#### 4.17 PUBLIC INFORMATION

All written information submitted to the District shall be available upon request to any person without restriction, according to sec. 19.35, Wis. Stats., unless:

- (1) The Permittee provides, at the time the Permittee submits the information, a written notice to the District that the Permittee claims that all or part of the information is exempt from disclosure according to sec. 19.36(5), Wis. Stats.; and
- (2) The Permittee demonstrates to the District's satisfaction that the information is a trade secret according to sec. 134.90(1)(c), Wis. Stats.

#### 4.18 RIGHT OF ENTRY

The Permittee consents to inspection and sampling by the District according to the requirements and limitations set forth in sec. 11.804, MMSD Rules.

#### 4.19 ADMINISTRATIVE REVIEW OF DISTRICT DECISIONS

The Permittee may seek administrative review of permit conditions and enforcement actions according to sec. 11.814, MMSD Rules. For purposes of judicial review, a District decision is not final until all of the available administrative review procedures have been exhausted.

#### 4.20 ENFORCEMENT

- (1) The District may obtain any remedy allowed by law for any violation of any pretreatment standard or requirement. According to secs. 11.801 to 11.823, MMSD Rules, enforcement options include: a notice of noncompliance, a notice of violation, an order, publication of the Permittee's name in a public notice of users in significant noncompliance, permit revocation, injunctive relief, civil penalties up to \$25,000 per day per violation, and criminal prosecution. Further information is provided in the District's *Enforcement Response Plan*.
- (2) If any person willfully or negligently violates any pretreatment standard or requirement, knowingly makes a false statement, representation or certification, or knowingly falsifies, tampers with, or renders inaccurate any monitoring device or analytical method, then that person may be subject to prosecution under the criminal laws of the State of Wisconsin or the United States, in addition to actions for civil remedies.
- (3) If a Permittee's discharge results in damage to or a deposit, obstruction, or impairment in the sewerage system, then the Permittee shall be liable to the District for the costs of cleaning, repairing, or replacing the affected components.
- (4) In any enforcement action against the Permittee, the District may recover the District's costs for sampling, analysis, other surveillance measures, and time devoted to the action by the District's legal counsel, engineering staff, administrative staff, or other personnel.



## **Part 5 - Special Conditions**

### **5.01 Notice of the Commencement of Discharge**

The Permittee shall notify the District of the commencement of discharge. The Permittee shall notify Mr. Thomas Nowicki at 414-225-2275 or [tnowicki@mmsd.com](mailto:tnowicki@mmsd.com) and Mr. Andrew Walloch at 414-325-5134 or [awalloch@mmsd.com](mailto:awalloch@mmsd.com).

### **5.02 Rain Delay**

Discharge is prohibited during rain and within 24 hours after the site receives one-half inch or more of rain.


### **5.03 Violation Delay**

If the Permittee obtains a sample result indicating a violation, then the Permittee must:

- (1) immediately cease discharging until the Permittee can ensure that future discharges will comply, and
- (2) notify the District by telephone or email within 24 hours.

### **5.04 Discharge Volume Reports**

The Permittee shall report the volume discharged per day and the total discharged for each month. This report is due before the end of the month following the month covered by the report. For example, measurements for June are due before the end of July.



Preserving The Environment •  
Improving Water Quality

May 19, 2009

Mr. Larry Sullivan  
Port of Milwaukee  
2323 South Lincoln Memorial Drive  
Milwaukee, Wisconsin 53207

Subject: *Wastewater Discharge Permit 515.01  
Amendment*

Dear Mr. Sullivan:

An amended page for Wastewater Discharge Permit 515.01 is enclosed. This amendment responds to the request received by the Milwaukee Metropolitan Sewerage District on May 18. The amendment affects sec. 2.01(2) and eliminates monthly sampling for all of the regulated pollutants.

If you have any questions or find errors, please contact me at 414-225-2275 or [tnowicki@mmsd.com](mailto:tnowicki@mmsd.com). Thank you for your cooperation.

Sincerely yours,

Thomas A. Nowicki, P.E.  
Senior Industrial Waste Engineer

Enclosure

Permits/letters/Confined Disposal.doc

## Part 1 - Limits

### 1.01 INTRODUCTION

Discharges from the outfalls regulated by this permit are subject to the local limits established by the District in sec. 11.203, MMSD Rules. Based upon these requirements, the District has established the limits in sec. 1.02 of this permit.

### 1.02 OUTFALL 1

(1) (a) Outfall 1 is near Lincoln Memorial Drive, inside the fence, north of Lincoln Avenue, under the I-794 bridge, at the outlet of the sump that receives supernatant discharges.

(b) All discharged supernatant shall flow through Outfall 1.

(2) The following limits apply to discharges from Outfall 1:

#### Outfall 1 Applicable Local Limits

Pollutant	Maximum For Any One Day (mg/L)
Arsenic, total	0.6
Cadmium, total	1.5
Chromium, total	64
Copper, total	6.0
Cyanide, total	2.9
Hexane extractable materials	300
Lead, total	2.0
Mercury, total	0.0026
Molybdenum, total	12
Nickel, total	4.0
Organic priority pollutants <sup>(1)</sup>	5.0
Polychlorinated biphenyl Aroclors <sup>(2)</sup>	0.005
Silver, total	5.8
Total suspended solids	100
Zinc, total	8.0

(1) Volatile and semi-volatile compounds only. The limit applies to the sum of the concentrations of the detected compounds.

(2) The limit applies to the sum of the concentrations of the detected Aroclors.

(3) The pH of the Permittee's discharge shall be greater than 5.0 at all times.

## Part 2 - Sampling

### 2.01 SAMPLING FREQUENCY

- (1) The Permittee shall sample for polychlorinated biphenyl Aroclors and total suspended solids starting with the first day of discharge and every three days of discharge afterwards. After results comply for six consecutive weeks, then the Permittee may reduce sampling to once per calendar week. After results comply for twelve consecutive months, then the Permittee may reduce sampling to once per month.
- (2) At least once within the first seven days of discharge, the Permittee shall sample for all of the pollutants listed in sec. 1.02(2).

### 2.02 REPRESENTATIVE SAMPLES

The Permittee's self-monitoring shall represent production activities and discharges normally occurring during the reporting period.

### 2.03 SAMPLE COLLECTION AND ANALYSIS

- (1) The Permittee shall sample at Outfall 1.
- (2) The Permittee shall collect grab samples.
- (3) The Permittee shall collect, preserve, and analyze samples using techniques that provide sufficient precision and accuracy to measure the regulated pollutants at or below the applicable limit to a reasonable degree of scientific certainty, using analytical methods included in 40 CFR Part 136 or ch. NR 219, Wis. Adm. Code, or other methods approved by the Department of Natural Resources. For analysis, the Permittee shall use a laboratory certified or registered by the Department of Natural Resources, according ch. NR 149, Wis. Adm. Code, for the parameter being analyzed.
- (4) The Permittee shall measure pH either at the point of discharge, using a portable pH meter, or at a laboratory, using a grab sample free of acidic or alkaline preservatives.
- (5) Samples collected by the Permittee shall be independent of samples collected by the District.



Preserving The Environment •  
Improving Water Quality

March 25, 2010

Mr. Larry Sullivan  
Port of Milwaukee  
2323 South Lincoln Memorial Drive  
Milwaukee, Wisconsin 53207

Subject: *Wastewater Discharge Permit 515.01  
Correction*

Dear Mr. Sullivan:

A corrected page for Wastewater Discharge Permit 515.01 is enclosed. This permit is for the confined disposal facility on South Lincoln Memorial Drive. The correction eliminates semi-volatile organic compounds from the sampling requirements in sec. 2.01(2) on page 4.

If you have questions or find errors, please contact me at 414-225-2275 or [tnowicki@mmsd.com](mailto:tnowicki@mmsd.com). Thank you for your cooperation.

Sincerely yours,

Thomas A. Nowicki, P.E.  
Senior Industrial Waste Engineer

Enclosure

Permits/letters/Confined Disposal

## Part 1 - Limits

### 1.01 INTRODUCTION

Discharges from the outfalls regulated by this permit are subject to the local limits established by the District in sec. 11.203, MMSD Rules. Based upon these requirements, the District has established the limits in sec. 1.02 of this permit.

### 1.02 OUTFALL 1

(1) (a) Outfall 1 is near Lincoln Memorial Drive, inside the fence, north of Lincoln Avenue, under the I-794 bridge, at the outlet of the sump that receives supernatant discharges.

(b) All discharged supernatant shall flow through Outfall 1.

(2) The following limits apply to discharges from Outfall 1:

#### Outfall 1 Applicable Local Limits

Pollutant	Maximum For Any One Day (mg/L)
Arsenic, total	0.6
Cadmium, total	1.5
Chromium, total	64
Copper, total	6.0
Cyanide, total	2.9
Hexane extractable materials	300
Lead, total	2.0
Mercury, total	0.0026
Molybdenum, total	12
Nickel, total	4.0
Organic priority pollutants <sup>(1)</sup>	5.0
Polychlorinated biphenyl Aroclors <sup>(2)</sup>	0.005
Silver, total	5.8
Total suspended solids	100
Zinc, total	8.0

(1) Volatile and semi-volatile compounds only. The limit applies to the sum of the concentrations of the detected compounds.

(2) The limit applies to the sum of the concentrations of the detected Aroclors.

(3) The pH of the Permittee's discharge shall be greater than 5.0 at all times.

## **Part 2 - Sampling**

### **2.01 SAMPLING FREQUENCY**

- (1) The Permittee shall sample at least once in each of the following three month periods:  
January through March, April through June, July through September, and October through December.
- (2) The Permittee shall sample for polychlorinated biphenyl Aroclors and total suspended solids.

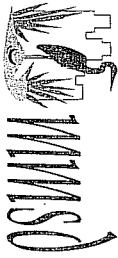
### **2.02 REPRESENTATIVE SAMPLES**

The Permittee's self-monitoring shall represent production activities and discharges normally occurring during the reporting period.

### **2.03 SAMPLE COLLECTION AND ANALYSIS**

- (1) The Permittee shall sample at Outfall 1.
- (2) The Permittee shall collect grab samples.
- (3) The Permittee shall collect, preserve, and analyze samples using techniques that provide sufficient precision and accuracy to measure the regulated pollutants at or below the applicable limit to a reasonable degree of scientific certainty, using analytical methods included in 40 CFR Part 136 or ch. NR 219, Wis. Adm. Code, or other methods approved by the Department of Natural Resources. For analysis, the Permittee shall use a laboratory certified or registered by the Department of Natural Resources, according ch. NR 149, Wis. Adm. Code, for the parameter being analyzed.
- (4) The Permittee shall measure pH either at the point of discharge, using a portable pH meter, or at a laboratory, using a grab sample free of acidic or alkaline preservatives.
- (5) Samples collected by the Permittee shall be independent of samples collected by the District.






Preserving The Environment •  
Improving Water Quality

Milwaukee Metropolitan Sewerage District  
260 W. Seaboth Street, Milwaukee WI 53204-1446

Mr. Larry Sullivan  
Port of Milwaukee  
2323 South Lincoln Memorial Drive  
Milwaukee, WI 53207



Postnet

047J82004515


\$00.440

03/26/2010

Mailed From 53204

US POSTAGE

53207+1054



**Appendix P**  
**Residuals Management Decision Tree**

---

Summary of additional discussion on the decision tree for the post remediation plans for the Kinnickinnic River Environmental Restoration/Sediment Remediation Project (KK Project)

10- 3:30 pm

June 24, 2009

Attendees: Diana Mally – EPA, Robert Stryker – CH2M Hill, Regina Bayer- CH2M Hill  
Marsha Burzynski – WDNR, and Xiaochun Zhang – WDNR

10- 11:30 am

July 2, 2009

Attendees: Diana Mally – EPA, Robert Stryker – CH2M Hill, and Xiaochun Zhang – WDNR

As of July 2, 2009, a final decision has been made for post remediation actions based on continuous discussions. The goal of the discussion is to evaluate the existing chemistry based decision tree and integrate that with engineering feasibility of implementing the decision for a cost effective plan after remediation is completed at each sediment management unit. Over the discussion based on the early processes, a total of four residual cover options were considered including 1) no action, 2) 6” sand cover, 3) enhanced cover with 12” sand or gravel; and 4) engineering cap. As a result we decided to apply options 1) to 3) at the project site. This decision was based on careful evaluation of the decision tree and processes with the first line of action of re-dredging whenever applicable if the residual PCB and PAHs exceed action levels.

In addition to the information provided in the decision tree that was documented earlier, there are a few critical endpoints that have been agreed upon by the project team as follows:

- It is very much difficult to capture the true “fluffy layer” (top 6”), the newly settled sediment right after dredging. The concentrations do not trigger critical actions unless PCB>10ppm and PAH>100ppm in Zone A and PCBs < 1 and PAHs< 37ppm in Zone B. Therefore, we will treat the top 6” as the Zone A whether it’s a “fluffy layer” or mixed with inventory sediment that has not be dredged.
- Geostatistical analyses using ArcMap with spatial analyst in lieu of EVS. Kriging will be applied to the area with a cell grid size of 20’x20’. Action subunit within each SMU will be 60’x60’. After redredging no additional geostatistical analyses will be performed.
- Additional cores (about 7) in SMU 1 will be placed in areas that the probability of exceeding criteria is high and the 1940 sound data showed deeper water depth compared to the dredge cut line.
- Additional cores might be needed for other RMUs but the number of additional cores and their locations will be determined in a later time.
- Assuming that the soft sediment thickness (D) is greater than 48”, segmentation of the cores will follow the scheme as described below (note the illustration is not to scale)

A	0-6"
B	6"-12"
C1	12"-30"
C2	30"-48"
C3	48"-native material
Native Material	

- If the thickness of inventory sediment post remediation is greater than 48" (4 feet) then another layer of sediment (48"-native material) will be collected for analyses for determination of the thickness of cover needed if PCB and PAH concentrations still exceed post remediation action levels.
- Native material will be collected from every location and a sample will be analyzed for PCB and PAHs. Samples selected for analyses will be biased to be representative for each RMU for decision making purpose. The features of particular interests are the side slope vs. center channel.
- Due to the history of the site in specific and hydrodynamic nature of sediment transport in general, not every area exists more than 48" sediment. There will be typical five different scenarios as shown below. Decision was made that if the thickness ( $D_x$ , where  $x = \text{zone}$ ) of soft sediment in each zone except Zone A is  $\leq 3'$ , then it will be combined to the zone overlying it. For instance, if the soft sediment thickness in "Zone B" ( $D_b$ ) is less than or equal to 3" then it will be combined to Zone A. If  $D_b$  is  $> 3'$  then it will be treated as a separate zone.
- Decision was made that the maximum thickness to be dredged will be 4 feet. On the basis of case by case, if there are still some sediment existing 4 feet that contain elevated PCB and/or PAHs, the project team will make a decision to deploy a thicker sand layer.

Considering the variation of soft sediment thickness after remediation, a total of five different scenarios may be possible in the project area as follows:

Scenario 1 (S1): the thickness (D) of soft sediment is less than 6" ( $D \leq 6''$ )

A	0-6"
Native Material	Analyze selective samples

Scenario 2 (S2): the thickness (D) of soft sediment is between 6"-12" ( $6 \leq D \leq 12''$ )

A	0-6"
B	6"-12"
Native Material	Analyze selective sample

Scenario 3 (S3): the thickness (D) of soft sediment is between 12"-30" ( $12'' \leq D \leq 30''$ )

A	0-6"
B	6"-12"
C1	12"- 30"
Native Material	Analyze selective samples

Scenario 4 (S4): the thickness (D) of soft sediment is between 30"-48" ( $30'' \leq D \leq 48''$ )

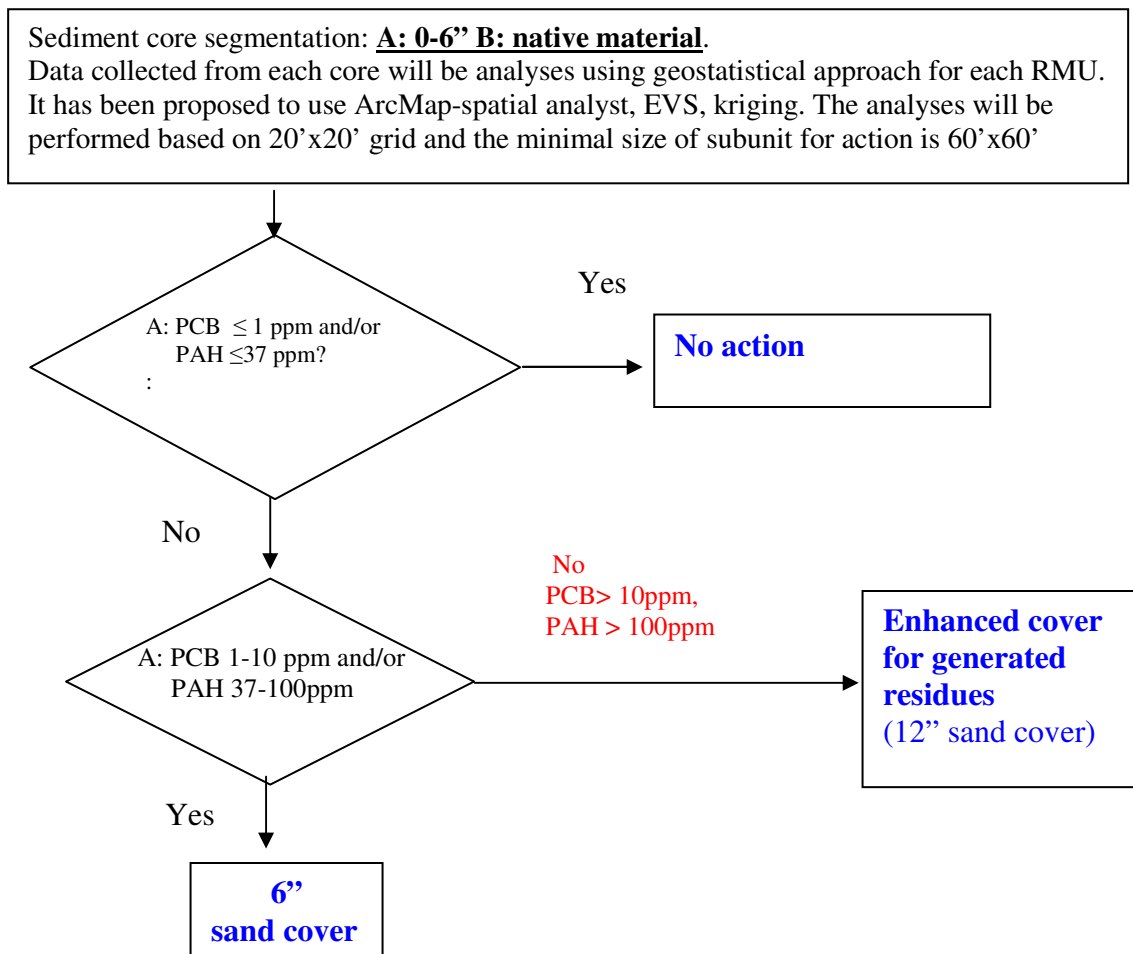
A	0-6"
B	6"-12"
C1	12"-30'
C2	30"-48"
Native Material	Analyze selective samples

Scenario 5 (S5): the thickness (D) of soft sediment is  $\geq 48''$  ( $D \geq 48''$ )

A	0-6"
B	6"-12"
C1	12"-30"
C2	30"-48"
C3	48"-native material
Native Material	Analyze selective samples

As described above, the soft sediment thickness after vary, which will result in a total of four different decision processes. These decision processes are illustrated in the flowcharts as shown in Figures 1-4. There may be exceptions, the project team will discuss and make decision when that occasion comes.

**Figure 1. Decision process for S1**



**Figure 2 Decision process for S2**

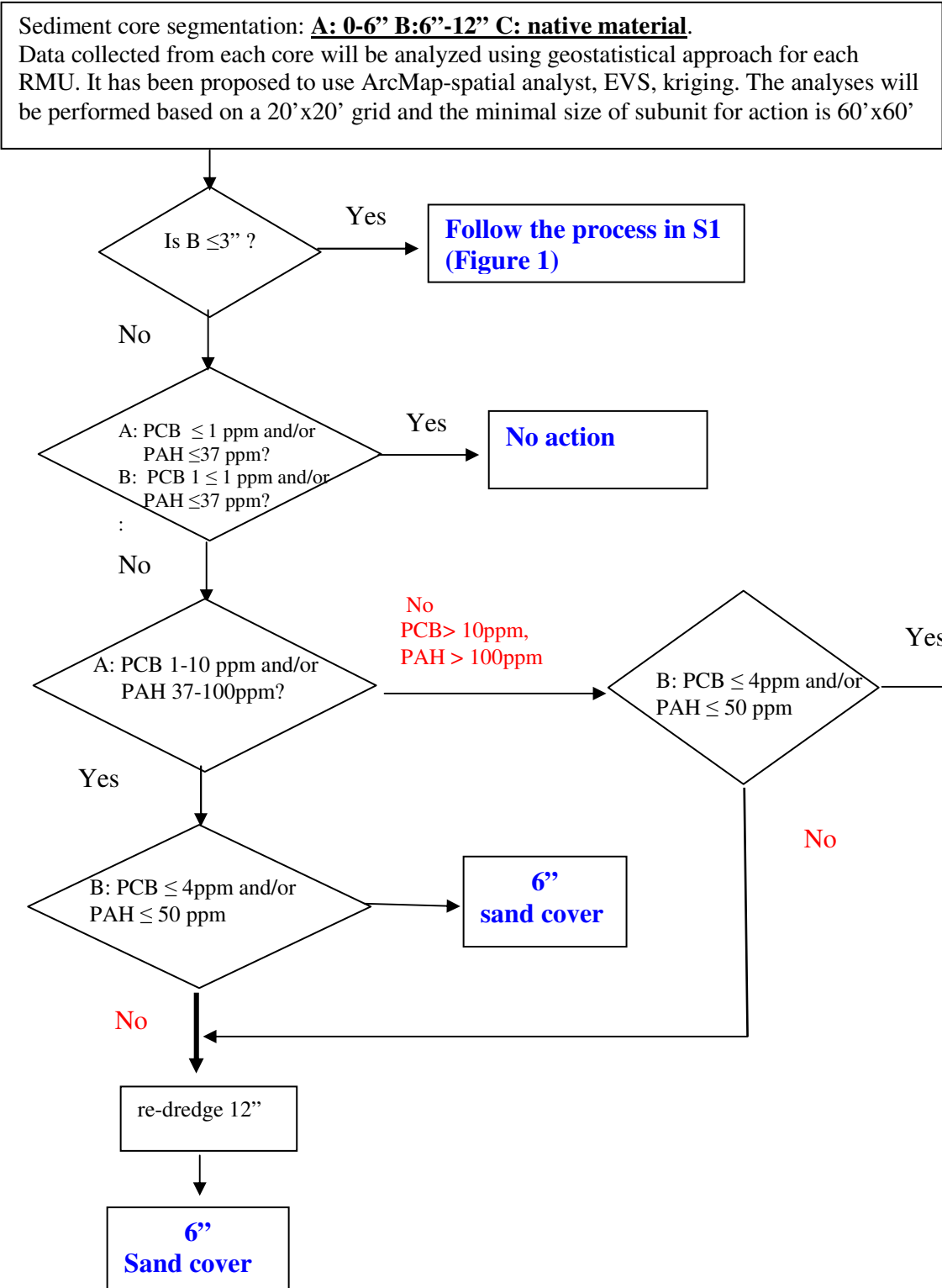
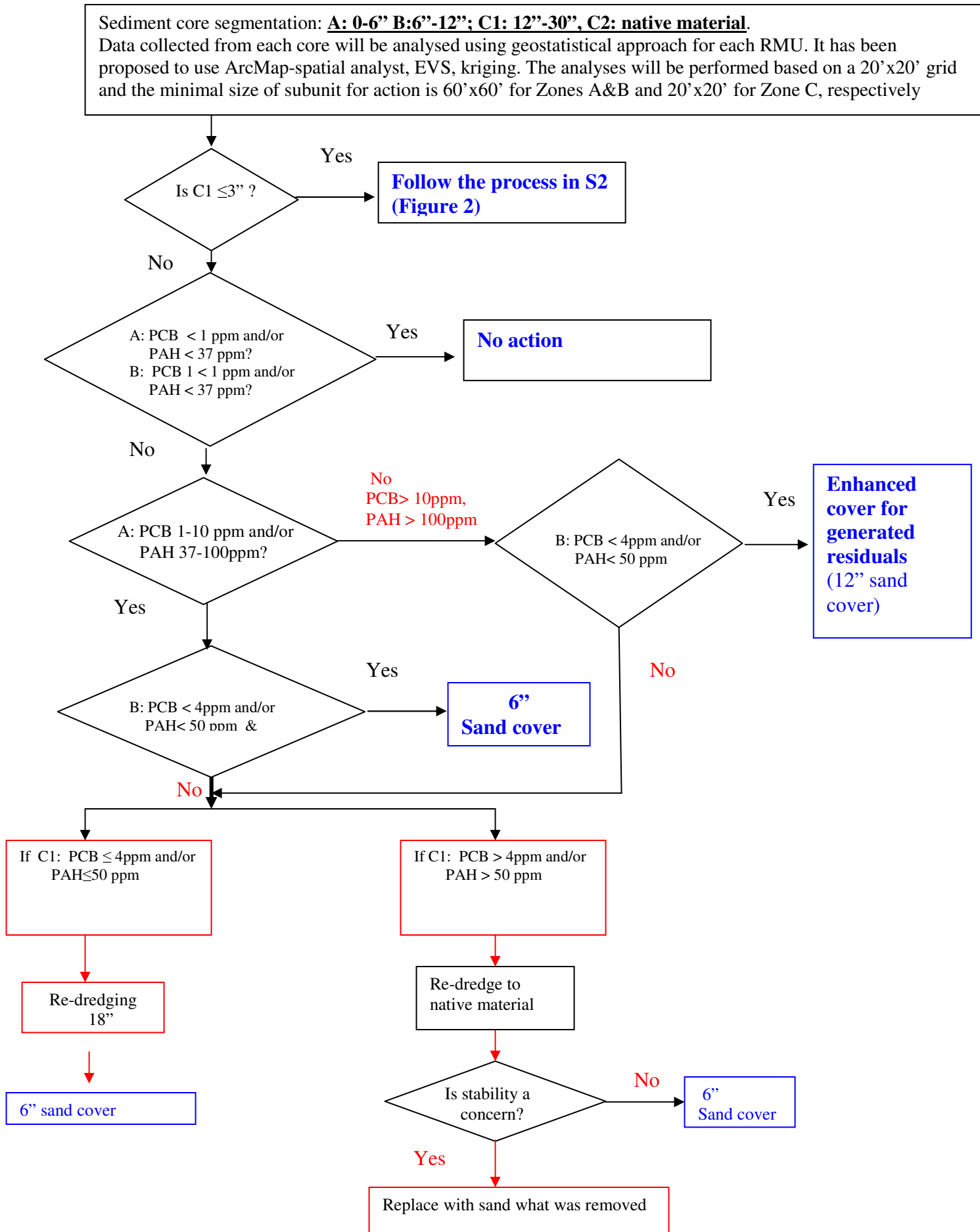


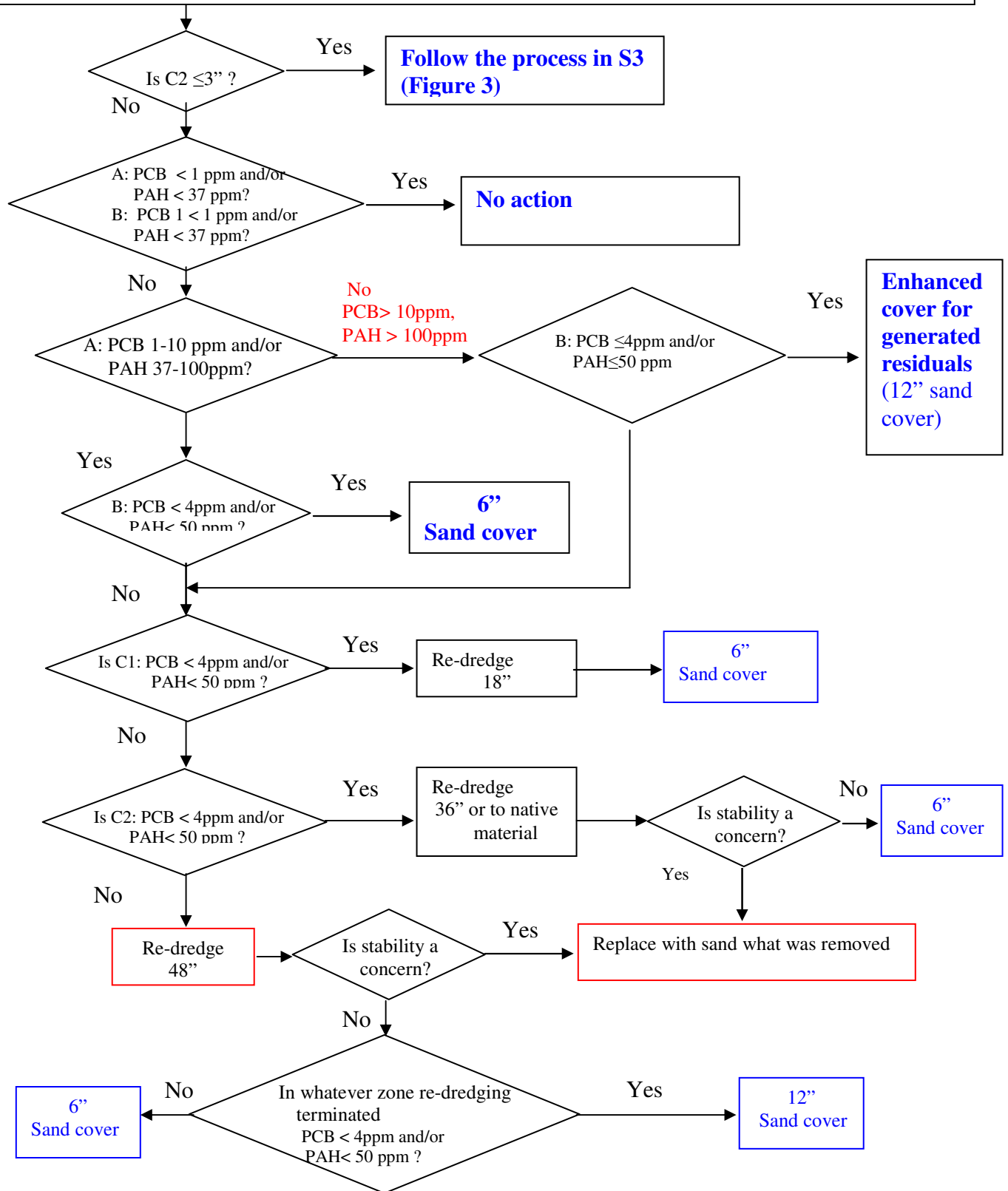


Figure 3. Decision process for Scenario 3



**Figure 4. Decision process for Scenarios 4 and 5**

Sediment core segmentation: **A: 0-6" B:6"-12"; C1: 12"-30", C2: 30"-48" or 30"-native material, C3: 48"-native material or native material.** Data collected from each core will be analyzed using geostatistical approach for each RMU. It has been proposed to use ArcMap-spatial analyst, EVS, kriging. The analyses will be performed based on a 20'x20' grid and the minimal size of subunit for action is 60'x60' for Zones A&B and 20'x20' for Zone C, respectively



Appendix Q  
**Data Quality Evaluation Memorandum**

---

# Kinnickinnic River Area of Concern – Data Quality Evaluation

PREPARED FOR:                   Ajit Vaidya/USEPA, GLNPO  
  Louis Blume/USEPA, GLNPO

PREPARED BY:                   Shannon Olson/CH2M HILL

COPIES TO:                     Rob Stryker/CH2M HILL

DATE:                             December 28, 2010

## Introduction

The objective of the Data Quality Evaluation memorandum is to assess the data quality of analytical results for samples collected at the Kinnickinnic River, within the Milwaukee River Estuary Area of Concern in Milwaukee, Wisconsin, June 2009 through April 2010. Samples were collected and analyzed with the objective to characterize sediment, monitor water quality, and protect human health and the environment during dredging operations. Individual method requirements and guidelines from the Quality Assurance Project Plan (QAPP) (CH2M HILL, 2009), *Contract Laboratory Program National Functional Guidelines for Superfund Organic Methods Data Review* (USEPA, 2008), and *Contract Laboratory Program National Functional Guidelines for Inorganic Data Review* (USEPA, 2004) were used in this assessment.

This report is intended as a general data quality assessment designed to summarize data issues.

## Analytical Data

The analytical laboratory analyses for samples collected included:

- 39 wastewater samples (including field quality control [QC] samples and four field duplicate [FD] samples) from the dewatering cell were analyzed for one or more of the following: polychlorinated biphenyl (PCB) Aroclors and total suspended solids (TSS).
- 411 sediment samples from 77 locations (including field QC samples, 37 FD samples, and 7 equipment blank [EB] samples) were analyzed for one or more of the following: PCB Aroclors, polycyclic aromatic hydrocarbons (PAHs), and grain size.
- 45 ponar grab sediment samples (including field QC samples, 5 FD samples, and 1 EB sample) were analyzed for one or more of the following: PCB Aroclors and PAHs.
- 22 surface water samples (including field QC samples and two FD samples) were analyzed for TSS.

- FD samples were collected for the same analyses as the parent sample at the given location.
- EBs were collected during the sampling events to evaluate field sampling and decontamination procedures.

The PCB Aroclor and PAH data were analyzed by the USEPA Contract Laboratory Program (CLP). Approximately 20 wastewater samples (including field QC samples) and 291 sediment samples (including field QC samples) were subsequently reviewed by the USEPA validating contractor, ESAT. Approximately 16 wastewater samples (including field QC samples), 120 sediment samples (including field QC samples) and 45 ponar grab samples (including field QC samples) were not reviewed by ESAT. This data was reviewed only by the software program Computer Aided Data Review and Evaluation (CADRE), which performs a review of data quality by comparing the quality control results to a preprogrammed set of criteria. The criteria used for this evaluation are defined in the CLP National Functional Guidelines. All CLP data are reviewed by the CADRE software program. Appendix A contains the case narratives prepared by ESAT during data reviews. The findings of the reviews are summarized in the following paragraphs. See Appendix B for the PCB Aroclor and PAH data summary.

The TSS samples were analyzed by the USEPA Central Regional Laboratory (CRL). Grain size samples were analyzed by the University of Wisconsin Soil and Plant Analysis Lab (SPL). Both analyses were reviewed by CH2M HILL. See Appendix B for the TSS and grain size data summary.

Samples were collected and shipped by overnight carrier to the laboratories for analysis. Selected samples were analyzed for one or more of the analytes/methods in Table 1.

TABLE 1  
Analytical Parameters

Parameter	Method	Laboratory
PCB Aroclors	SOM01.2 Modified	CLP
PAHs	SOM01.2 Modified	CLP
TSS	2540 D	CRL
Grain Size	ASTM method D422	SPL

The ESAT assessment of data included a review of the following:

- Chain-of-custody documentation
- Holding-time compliance
- Required QC samples at the specified frequencies
- Instrument calibration
- Flagging for method blanks
- Laboratory control spiking samples
- Surrogate spike recoveries for organic analyses
- Analytical spike data
- Matrix spike/matrix spike duplicate samples on a site/location basis
- Equipment blank samples
- Field duplicate samples

Data qualifiers are assigned according to the QAPP. These qualifiers are entered into the electronic database. Multiple qualifiers are routinely applied to specific sample method/matrix/analyte combinations, but there will be only one final qualifier. A final

qualifier is applied to the data and is the most conservative of the applied validation qualifiers. The final qualifier also includes matrix and blank sample impacts.

The data qualifiers are those listed in the QAPP and are defined below:

- J = The analyte was positively identified; the associated numerical value is the approximate concentration of the analyte in the sample.
- R = The sample result was rejected because of serious deficiencies in the ability to analyze the sample and meet the QC criteria. The presence or absence of the analyte could not be verified.
- U = The analyte was analyzed but was not detected above the reported sample quantitation limit.
- UJ = The analyte was not detected above the reported sample quantitation limit; however, the reported quantitation limit is approximate and may or may not represent the actual limit of quantitation necessary to accurately and precisely measure the analyte in the sample.

## Findings

The overall summaries of the data validation findings are contained in the following sections.

### PCB Aroclor Data

PCB Aroclor data were assessed for 38 wastewater samples and 411 sediment samples from 77 locations and 45 ponar grab sediment samples. The data were analyzed through the CLP and were partially reviewed by the USEPA contractor, ESAT.

In summary of the PCB Aroclor data, J or UJ qualifiers were applied to sample results that were potentially affected by QC deficiencies. J qualifiers were also applied to sample results that were reported between the method detection limit (MDL) and the reporting limit (RL).

There were 11 PCB sediment results where the sum of the preliminary results was significantly different from the sum of the validated results. These few instances were due to Aroclor results exceeding the instruments calibration range in the preliminary run. A dilution was required to bring the result within acceptable calibration range. The dilution concentration was then used as the final result, which affected the total summations between the preliminary and the validated results.

PCB Aroclor-1254 was rejected from one sample, KK-SD062-B, and should not be used to make project decisions. The reason this result was rejected could not be determined because it was reviewed only by the CADRE software, which does not explicitly reveal why qualifiers are being applied to the data.

### PAH Data

PAH data were assessed for 411 sediment samples from 77 locations and 45 ponar grab sediment samples. The data were analyzed through the CLP and were partially reviewed by the USEPA contractor, ESAT.

PAH data required that a result be selected from the initial, the dilution, the selective ion monitoring (SIM) initial or the SIM dilution run, as applicable. SIM analysis was performed when the regular PAH method produced a non-detected result for any of the analytes. Dilutions were necessary when the instruments calibration range was exceeded. Figure 1 shows a decision tree on how the results were selected.

In summary of the PAH data, J or UJ qualifiers were applied to sample results that were potentially affected by QC deficiencies. J qualifiers were also applied to sample results that were reported between the MDL and the RL.

None of the reported PAH results were rejected. One hundred percent of this data, as qualified, can be used to make project decisions.

### **TSS and Grain Size Data**

TSS data were assessed for one wastewater sample and 22 surface water samples and one wastewater sample. Grain size data were assessed for 120 sediment samples from 24 locations. The TSS data were analyzed through the CRL, while the grain size data were analyzed through the SLP. All data were reviewed by CH2M HILL.

The data set underwent a forms review by CH2M HILL staff to assess the lab notes and precision of the field duplicate samples, and to determine completeness of the data set. Data qualifiers were added by CH2M HILL validators when the QC statistics indicated a possible bias to specific compounds or analytes associated with a particular method and sample batch.

Two FD pairs were collected and analyzed for TSS, and precision criteria were met.

None of the reported TSS or grain size results were rejected. One hundred percent of this data, as qualified, can be used to make project decisions.

### **Overall Assessment**

The final activity in the data quality evaluation is an assessment of whether the data meets the data quality objectives. The goal of the assessment is to demonstrate that a sufficient number of representative samples were collected, and that the resulting analytical data can be used to support the decision making process. The following summary highlights the data evaluation findings for the events defined above:

1. The completeness objective of 90 percent was met for all method/analyte combinations.
2. The precision and accuracy of the data, as measured by field and laboratory QC indicators, suggest that the data quality objectives were met.

### **References**

CH2M HILL. 2009. *Quality Assurance Project Plan*. September.

USEPA. 2008. *Contract Laboratory Program National Functional Guidelines for Superfund Organic Methods Data Review*. June.

USEPA. 2004. *Contract Laboratory Program National Functional Guidelines for Inorganic Data Review*. October.



# PAH Result Resolution

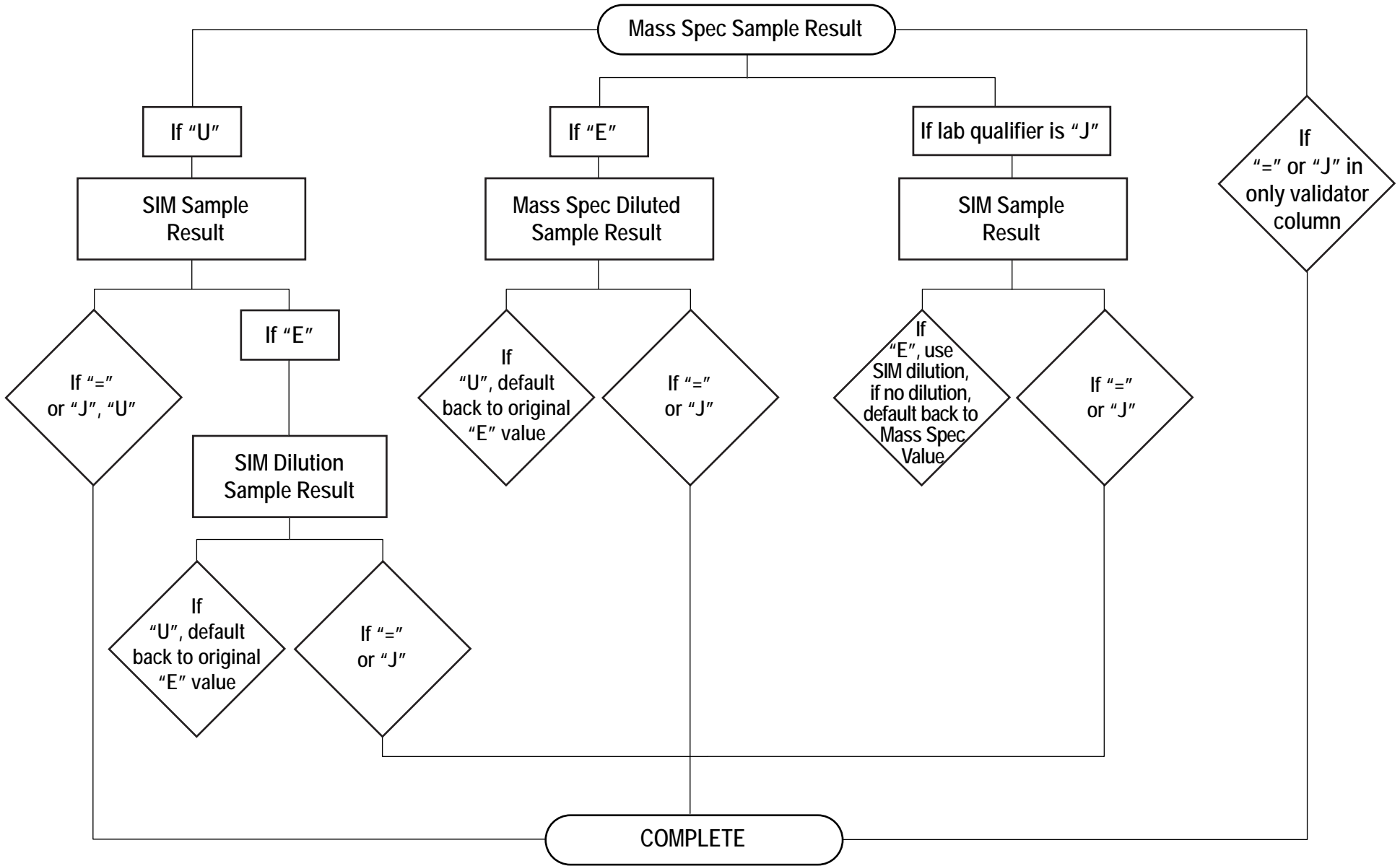


Figure 1  
Kinnickinnic River PAH Result Resolution

**Appendix A**  
**ESAT Narratives**

---

UNITED STATES ENVIRONMENTAL PROTECTION AGENCY  
REGION V  
SUPERFUND DIVISION

DATE:

SUBJECT: Review of Data  
Received for Review on: June 26, 2009

FROM: Stephen L. Ostrodka, Chief (SRT-5J)  
Superfund Field Services Section

TO: Data User: GLNPO / Ch2mHill

We have reviewed the data for the following case:

SITE Name: KinnicKinnic River (WI)

Case Number: 38637 SDG Number: E3ZR6

Number and Type of Samples: 2 water Samples (Aroclors only)

Sample Numbers: E3ZR6, E3ZR7

Laboratory: KAP Technologies, Inc. Hrs for Review:

Following are our findings:

CC: Howard Pham  
Region 5 TPO  
Mail Code: SRT-5J

Case Number: 38637  
Site Name: Kinnickinnic River (WI)

Page 2 of 5  
SDG Number: E3ZR6  
Laboratory: KAP Technologies Inc

**Below is a summary of the out-of-control audits and the possible effects on the data for this case:**

Two (2) water samples labeled E3ZR6 and E3ZR7, were shipped to KAP Technologies, Inc located in The Woodlands, Texas. Sample E3ZR6 was collected on June 4, 2009 and received on June 5, 2009 intact with a cooler temperature of 1.1°C. Sample E3ZR7 was collected on June 9, 2009 and received on June 10, 2009 intact with a cooler temperature of 1.2°C.

All samples were analyzed for Aroclor Analytes according to CLP SOW SOM01.2 and reviewed according to the NFG for SOM01.2; the SOP for ESAT 5/TechLaw Validation of Contract Laboratory Program Organic Data (Version 2.3) and the Region 2 Validation and customization requests.

No sample was designated by the samplers to be used for laboratory QC, i.e. matrix spike / matrix spike duplicate analyses.

No samples were identified as field blanks or field duplicates.

**1. HOLDING TIME**

No problems found.

**2. GC/MS TUNING AND GC INSTRUMENT PERFORMANCE**

No problems found.

**3. CALIBRATION**

No problems found.

**4. BLANKS**

No problems found.

**5. DEUTERATED MONITORING COMPOUND AND SURROGATE RECOVERY**

No problems found.

**6A. MATRIX SPIKE/MATRIX SPIKE DUPLICATE**

No sample was designated by the samplers to be used for laboratory QC, i.e. matrix spike / matrix spike duplicate analyses.

**6B. LABORATORY CONTROL SAMPLE**

No problems found.

**7. FIELD BLANK AND FIELD DUPLICATE**

No samples were identified as field blanks or field duplicates.

Results are not qualified based upon the results of the field duplicates.

**8. INTERNAL STANDARDS**

Not applicable to Aroclor analysis.

**9. COMPOUND IDENTIFICATION**

After reviewing the chromatograms it appears that all aroclor compounds were properly identified.

## **10. COMPOUND QUANTITATION AND REPORTED DETECTION LIMITS**

The following Aroclors samples have analyte concentrations below the quantitation limit (CRQL). Detected compounds are qualified "J".

ALCS46, ALCS51  
Aroclor-1016, Arclor-1260

## **11. SYSTEM PERFORMANCE**

The GC baselines for the Aroclor analyses were acceptable.

## **12. ADDITIONAL INFORMATION**

The CADRE and EDD spreadsheets did not include the following samples. The laboratory Form I's for these samples are included with the hard copy data package.

ALCS46, ALCS51

Sample E3ZR6 was received with a cooler temperature of 1.1°C and sample E3ZR7 was received with a cooler temperature of 1.2°C. Both were outside the EPA stated range of  $4 \pm 2^\circ\text{C}$ . There is no Regional guidance for this out of control condition; the end user needs to determine what affect it will have on the final data usage.

CADRE Data Qualifier Sheet

<u>Qualifiers</u>	<u>Data Qualifier Definitions</u>
U	The analyte was analyzed for, but was not detected above the reported sample quantitation limit.
J	The analyte was positively identified; the associated numerical value is an approximate concentration of the analyte in the sample.
UJ	The analyte was not detected above the reported sample quantitation limit. However, the reported quantitation limit is approximate and may or may not represent the action limit of quantitation necessary to accurately and precisely measure the analyte in the sample.
N	The analysis indicates the presence of an analyte for which there is presumptive evidence to make a tentative identification.
NJ	The analysis indicates the presence of an analyte for which there is presumptive evidence to make a tentative identification and the associated numerical value represents its approximate concentration.
R	The data are unusable. (The compound may or may not be present.)



UNITED STATES ENVIRONMENTAL PROTECTION AGENCY  
REGION V  
SUPERFUND DIVISION

DATE:

SUBJECT: Review of Data  
Received for Review on: July 14, 2009

FROM: Stephen L. Ostrodka, Chief (SRT-5J)  
Superfund Field Services Section

TO: Data User: GLNPO / Ch2mHill

We have reviewed the data for the following case:

Site Name: Kinnickinnic River (15080102), WI

Case Number: 38637 SDG Number: E3ZS2

Number and Type of Samples: 2 waters (Aroclors)

Sample Numbers: E3ZS1, E3ZS2

Laboratory: KAP Laboratories Hrs for Review: \_\_\_\_\_

Following are our findings:

CC: Howard Pham  
Region 5 TPO  
Mail Code: SRT-5J

Case Number: 38637  
Site Name: Kinnickinnic River (WI)

Page 2 of 5  
SDG Number: E3ZS2  
Laboratory: KAP Laboratories

**Below is a summary of the out-of-control audits and the possible effects on the data for this case:**

Two (2) water samples labeled E3ZS1 and E3ZS2 were collected 06-18-09 and 06-22-09. The samples were received intact by KAP Technologies, Inc. located in The Woodlands, TX on 06-19-09 and 06-23-09. Sample E3ZS1 arrived intact and at the proper shipping temperature range of 2 - 6°C. The temperature of the cooler containing sample E3ZS2 was 1.0°C upon receipt. Although the cooler containing sample E3ZS2 was outside the required temperature range, no sample results are qualified for this deficiency.

All samples were analyzed for the aroclor target compounds according to CLP SOW SOM01.2. The samples were reviewed according to the NFG for SOM01.2; the SOP for ESAT 5/TechLaw Validation of Contract Laboratory Program Organic Data (Version 2.3) and the Region 2 Validation SOP and customization request.

Sample E3ZS2 was designated by the samplers to be used for laboratory QC, i.e. MS / MSD analyses.

No samples were identified as field blanks or field duplicates.

**1. HOLDING TIME**

No problems were found.

**2. GC INSTRUMENT PERFORMANCE**

No problems were found.

**3. CALIBRATION**

No problems were found.

**4. BLANKS**

No problems were found.

**5. DEUTERATED MONITORING COMPOUND AND SURROGATE RECOVERY**

No problems were found.

**6A. MATRIX SPIKE/MATRIX SPIKE DUPLICATE**

Sample E3ZS2 was designated by the samplers to be used for laboratory QC, i.e. MS / MSD analyses.

No problems were found.

**6B. LABORATORY CONTROL SAMPLE**

No problems were found.

**7. FIELD BLANK AND FIELD DUPLICATE**

No samples were identified as field blanks or field duplicates.

**8. INTERNAL STANDARDS**

Not applicable to this analysis.

**9. COMPOUND IDENTIFICATION**

After reviewing the chromatograms it appears that the aroclor compounds were properly identified.

Case Number: 38637  
Site Name: Kinnickinnic River (WI)

Page 4 of 5  
SDG Number: E3ZS2  
Laboratory: KAP Laboratories

## **10. COMPOUND QUANTITATION AND REPORTED DETECTION LIMITS**

The following aroclor samples have compound concentrations less than the CRQL. Detected compounds are qualified "J".

ALCS67  
Aroclor-1016, Aroclor-1260

## **11. SYSTEM PERFORMANCE**

The GC baselines for the aroclor analyses were acceptable.

## **12. ADDITIONAL INFORMATION**

The following aroclor samples were reported in the EDD spreadsheet but not report in the CADRE spreadsheet. The laboratory Form Is for these samples are included with the hard copy data package.

ALCS61, ALCS67

The samples were analyzed according to CLP SOW SOM01.2. The sample results were reported on forms from SOW SOM01.2 (06/2007). All QC results were reported on forms from SOW SOM01.1 (05/2005). The sample results are not qualified for this non-compliance.

CADRE Data Qualifier Sheet

Qualifiers

Data Qualifier Definitions

U	The analyte was analyzed for, but was not detected above the reported sample quantitation limit.
J	The analyte was positively identified; the associated numerical value is an approximate concentration of the analyte in the sample.
UJ	The analyte was not detected above the reported sample quantitation limit. However, the reported quantitation limit is approximate and may or may not represent the action limit of quantitation necessary to accurately and precisely measure the analyte in the sample.
N	The analysis indicates the presence of an analyte for which there is presumptive evidence to make a tentative identification.
NJ	The analysis indicates the presence of an analyte for which there is presumptive evidence to make a tentative identification and the associated numerical value represents its approximate concentration.
R	The data are unusable. (The compound may or may not be present.)

UNITED STATES ENVIRONMENTAL PROTECTION AGENCY  
REGION V  
SUPERFUND DIVISION

DATE:

SUBJECT: Review of Data  
Received for Review on: July 14, 2009

FROM: Stephen L. Ostrodka, Chief (SRT-5J)  
Superfund Field Services Section

TO: Data User: GLNPO / Ch2mHill

We have reviewed the data for the following case:

Site Name: Kinnickinnic River (15080102), WI

Case Number: 38637 SDG Number: E3ZS4

Number and Type of Samples: 2 waters (Aroclors)

Sample Numbers: E3ZS3, E3ZS4

Laboratory: KAP Laboratories Hrs for Review: \_\_\_\_\_

Following are our findings:

CC: Howard Pham  
Region 5 TPO  
Mail Code: SRT-5J

Case Number: 38637  
Site Name: Kinnickinnic River (WI)

Page 2 of 5  
SDG Number: E3ZS4  
Laboratory: KAP Laboratories

**Below is a summary of the out-of-control audits and the possible effects on the data for this case:**

Two (2) water samples labeled E3ZS3 and E3ZS4 were collected 06-25-09 and 06-29-09. The samples were received by KAP Technologies, Inc. located in The Woodlands, TX on 06-26-09 and 06-30-09. All samples arrived intact and at the proper shipping temperature range of 2 - 6°C.

All samples were analyzed for the aroclor target compounds according to CLP SOW SOM01.2. The samples were reviewed according to the NFG for SOM01.2; the SOP for ESAT 5/TechLaw Validation of Contract Laboratory Program Organic Data (Version 2.3) and the Region 2 Validation SOP and customization requests.

Sample E3ZS4 was designated by the samplers to be used for laboratory QC, i.e. MS / MSD analyses.

No samples were identified as field blanks or field duplicates.



Case Number: 38637  
Site Name: Kinnickinnic River (WI)

Page 3 of 5  
SDG Number: E3ZS4  
Laboratory: KAP Laboratories

**1. HOLDING TIME**

No problems were found.

**2. GC INSTRUMENT PERFORMANCE**

No problems were found.

**3. CALIBRATION**

The following aroclor samples are associated with an opening CCV with % Difference exceeding criteria. Detected compounds are qualified "J". Non-detected compounds are qualified "UJ".

ABLK74, ALCS74, E3ZS4, E3ZS4MS, E3ZS4MSD  
Aroclor-1260

ABLK75, ALCS75, E3ZS3  
Aroclor-1016, Aroclor-1260

**4. BLANKS**

No problems were found.

**5. DEUTERATED MONITORING COMPOUND AND SURROGATE RECOVERY**

No problems were found.

**6A. MATRIX SPIKE/MATRIX SPIKE DUPLICATE**

Sample E3ZS4 was designated by the samplers to be used for laboratory QC, i.e. MS / MSD analyses.

No problems were found.

**6B. LABORATORY CONTROL SAMPLE**

No problems were found.

**7. FIELD BLANK AND FIELD DUPLICATE**

No samples were identified as field blanks or field duplicates.

Case Number: 38637  
Site Name: Kinnickinnic River (WI)

Page 4 of 5  
SDG Number: E3ZS4  
Laboratory: KAP Laboratories

## **8. INTERNAL STANDARDS**

Not applicable to this analysis.

## **9. COMPOUND IDENTIFICATION**

After reviewing the chromatograms it appears that the aroclor compounds were properly identified.

## **10. COMPOUND QUANTITATION AND REPORTED DETECTION LIMITS**

The following aroclor samples have compound concentrations less than the CRQL. Detected compounds are qualified "J".

ALCS74  
Aroclor-1016

ALCS75  
Aroclor-1016, Aroclor-1260

## **11. SYSTEM PERFORMANCE**

The GC baselines for the aroclor analyses were acceptable.

## **12. ADDITIONAL INFORMATION**

The following aroclor samples were reported in the EDD spreadsheet but not report in the CADRE spreadsheet. The laboratory Form Is for these samples are included with the hard copy data package.

ALCS74, ALCS75

The samples were analyzed according to CLP SOW SOM01.2. The sample results were reported on forms from SOW SOM01.2 (06/2007). All QC results were reported on forms from SOW SOM01.1 (05/2005). The sample results are not qualified for this non-compliant.

CADRE Data Qualifier Sheet

<u>Qualifiers</u>	<u>Data Qualifier Definitions</u>
U	The analyte was analyzed for, but was not detected above the reported sample quantitation limit.
J	The analyte was positively identified; the associated numerical value is an approximate concentration of the analyte in the sample.
UJ	The analyte was not detected above the reported sample quantitation limit. However, the reported quantitation limit is approximate and may or may not represent the action limit of quantitation necessary to accurately and precisely measure the analyte in the sample.
N	The analysis indicates the presence of an analyte for which there is presumptive evidence to make a tentative identification.
NJ	The analysis indicates the presence of an analyte for which there is presumptive evidence to make a tentative identification and the associated numerical value represents its approximate concentration.
R	The data are unusable. (The compound may or may not be present.)

UNITED STATES ENVIRONMENTAL PROTECTION AGENCY  
REGION V  
SUPERFUND DIVISION

DATE:

SUBJECT: Review of Data  
Received for Review on: July 14, 2009

FROM: Stephen L. Ostrodka, Chief (SRT-5J)  
Superfund Field Services Section

TO: Data User: GLNPO / Ch2mHill

We have reviewed the data for the following case:

Site Name: Kinnickinnic River (15080102), WI

Case Number: 38637 SDG Number: E3ZS5

Number and Type of Samples: 3 waters (Aroclors)

Sample Numbers: E3ZS5, E3ZS6, E3ZS9

Laboratory: KAP Laboratories Hrs for Review:

Following are our findings:

CC: Howard Pham  
Region 5 TPO  
Mail Code: SRT-5J

Case Number: 38637  
Site Name: Kinnickinnic River (MI)

Page 2 of 5  
SDG Number: E3ZS5  
Laboratory: KAP Laboratories

**Below is a summary of the out-of-control audits and the possible effects on the data for this case:**

Three (3) water samples labeled E3ZS5, E3ZS6, and E3ZS9 were collected 07-02-09 and 07-06-09. The samples were received by KAP Technologies, Inc. located in The Woodlands, TX on 07-03-09 and 07-07-09. All samples arrived intact and at the proper shipping temperature range of 2 - 6°C. All samples were analyzed for the aroclor target compounds according to CLP SOW SOM01.2. The samples were reviewed according to the NFG for SOM01.2; the SOP for ESAT 5/TechLaw Validation of Contract Laboratory Program Organic Data (Version 2.3) and the Region 2 Validation and customization requests.

Sample E3ZS5 was designated by the samplers to be used for laboratory QC, i.e. MS / MSD analyses.

No samples were identified as field blanks. Sample E3ZS9 was identified as field duplicate of sample E3ZS6.

**1. HOLDING TIME**

No problems were found.

**2. GC INSTRUMENT PERFORMANCE**

No problems were found.

**3. CALIBRATION**

No problems were found.

**4. BLANKS**

No problems were found.

**5. DEUTERATED MONITORING COMPOUND AND SURROGATE RECOVERY**

No problems were found.

**6A. MATRIX SPIKE/MATRIX SPIKE DUPLICATE**

Sample E3ZS5 was designated by the samplers to be used for laboratory QC, i.e. MS / MSD analyses.

No problems were found.

**6B. LABORATORY CONTROL SAMPLE**

No problems were found.

**7. FIELD BLANK AND FIELD DUPLICATE**

No samples were identified as field blanks. Sample E3ZS9 was identified as field duplicate of sample E3ZS6. No Aroclor was detected in the field duplicate samples.

**8. INTERNAL STANDARDS**

Not applicable to this analysis.

**9. COMPOUND IDENTIFICATION**

After reviewing the chromatograms it appears that the aroclor compounds were properly identified.

## **10. COMPOUND QUANTITATION AND REPORTED DETECTION LIMITS**

The following aroclor samples have compound concentrations less than the CRQL. Detected compounds are qualified "J".

ALCS78, ALCS79  
Aroclor-1016

The following aroclor samples have percent differences between analyte results in the range of 26-50%. Detected compounds are qualified "J".

ALCS78  
Aroclor-1016

## **11. SYSTEM PERFORMANCE**

The GC baselines for the aroclor analyses were acceptable.

## **12. ADDITIONAL INFORMATION**

The following aroclor samples were reported in the EDD spreadsheet but not reported in the CADRE spreadsheet. The laboratory Form Is for these samples are included with the hard copy data package.

ALCS78, ALCS79

The samples were analyzed according to CLP SOW SOM01.2. The sample results were reported on forms from SOW SOM01.2 (06/2007). All QC results were reported on forms from SOW SOM01.1 (05/2005). The sample results are not qualified for this non-compliant.



CADRE Data Qualifier Sheet

Qualifiers

Data Qualifier Definitions

U	The analyte was analyzed for, but was not detected above the reported sample quantitation limit.
J	The analyte was positively identified; the associated numerical value is an approximate concentration of the analyte in the sample.
UJ	The analyte was not detected above the reported sample quantitation limit. However, the reported quantitation limit is approximate and may or may not represent the action limit of quantitation necessary to accurately and precisely measure the analyte in the sample.
N	The analysis indicates the presence of an analyte for which there is presumptive evidence to make a tentative identification.
NJ	The analysis indicates the presence of an analyte for which there is presumptive evidence to make a tentative identification and the associated numerical value represents its approximate concentration.
R	The data are unusable. (The compound may or may not be present.)

UNITED STATES ENVIRONMENTAL PROTECTION AGENCY  
REGION V  
SUPERFUND DIVISION

DATE:

SUBJECT: Review of Data  
Received for Review on: June 26, 2009

FROM: Stephen L. Ostrodka, Chief (SRT-5J)  
Superfund Field Services Section

TO: Data User: GLNPO / Ch2mHill

We have reviewed the data for the following case:

SITE Name: KinnicKinnic River (WI)

Case Number: 38637 SDG Number: E3ZS0

Number and Type of Samples: 2 water Samples (Aroclors only)

Sample Numbers: E3ZR8, E3ZS0

Laboratory: KAP Technologies, Inc. Hrs for Review:

Following are our findings:

CC: Howard Pham  
Region 5 TPO  
Mail Code: SRT-5J

Case Number: 38637  
Site Name: Kinnickinnic River (WI)

Page 2 of 5  
SDG Number: E3ZS0  
Laboratory: KAP Technologies Inc

**Below is a summary of the out-of-control audits and the possible effects on the data for this case:**

Two (2) water samples labeled E3ZR8 and E3ZS0, were shipped to KAP Technologies, Inc located in The Woodlands, Texas. Sample E3ZS0 was collected on June 11, 2009 and received on June 12, 2009 intact with a cooler temperature of 1.0°C. Sample E3ZR8 was collected on June 15, 2009 and received on June 16, 2009 intact with a cooler temperature of 1.2°C.

All samples were analyzed for Aroclor analytes according to CLP SOW SOM01.2 and reviewed according to the NFG for SOM01.2 and the SOP for ESAT 5/TechLaw Validation of Contract Laboratory Program Organic Data (Version 2.3) and the Region 2 Validation and customization requests.

Sample E3ZS0 was designated by the samplers to be used for laboratory QC, i.e. matrix spike / matrix spike duplicate analyses.

No samples were identified as field blanks or field duplicates.

**1. HOLDING TIME**

No problems found.

**2. GC/MS TUNING AND GC INSTRUMENT PERFORMANCE**

No problems found.

**3. CALIBRATION**

No problems found.

**4. BLANKS**

No problems found.

**5. DEUTERATED MONITORING COMPOUND AND SURROGATE RECOVERY**

No problems found.

**6A. MATRIX SPIKE/MATRIX SPIKE DUPLICATE**

Sample E3ZS0 was designated by the samplers to be used for laboratory QC, i.e. matrix spike / matrix spike duplicate analyses.

No problems found.

**6B. LABORATORY CONTROL SAMPLE**

No problems found.

**7. FIELD BLANK AND FIELD DUPLICATE**

No samples were identified as field blanks or field duplicates.

Results are not qualified based upon the results of the field duplicates.

**8. INTERNAL STANDARDS**

Not applicable to Arclor analysis

**9. COMPOUND IDENTIFICATION**

After reviewing the chromatograms it appears that all aroclor compounds were properly identified.

## 10. COMPOUND QUANTITATION AND REPORTED DETECTION LIMITS

The following Aroclors samples have analyte concentrations below the quantitation limit (CRQL). Detected compounds are qualified "J".

ALCS51  
Aroclor-1016, Arclor-1260

## 11. SYSTEM PERFORMANCE

The GC baselines for the Aroclor analyses were acceptable.

## 12. ADDITIONAL INFORMATION

The CADRE and EDD spreadsheets did not include the following samples. The laboratory Form I's for these samples are included with the hard copy data package.

ALCS51, ALCS58

Sample E3ZS0, was received with a cooler temperature of 1.0°C and sample E3ZR8, was received with a cooler temperature of 1.2°C. Both were outside the EPA stated range of  $4 \pm 2^\circ\text{C}$ . There is no Regional guidance for this out of control condition; the end user needs to determine what affect it will have on the final data usage.

The FORM I submitted by the laboratory for ABLK58 listed Aroclor-1016 present at 0.19 µg/L, but upon reviewing the raw data, it was determined to be a false positive as there were no peaks of pattern match in the chromatograph.

CADRE Data Qualifier Sheet

<u>Qualifiers</u>	<u>Data Qualifier Definitions</u>
U	The analyte was analyzed for, but was not detected above the reported sample quantitation limit.
J	The analyte was positively identified; the associated numerical value is an approximate concentration of the analyte in the sample.
UJ	The analyte was not detected above the reported sample quantitation limit. However, the reported quantitation limit is approximate and may or may not represent the action limit of quantitation necessary to accurately and precisely measure the analyte in the sample.
N	The analysis indicates the presence of an analyte for which there is presumptive evidence to make a tentative identification.
NJ	The analysis indicates the presence of an analyte for which there is presumptive evidence to make a tentative identification and the associated numerical value represents its approximate concentration.
R	The data are unusable. (The compound may or may not be present.)

UNITED STATES ENVIRONMENTAL PROTECTION AGENCY  
REGION V  
SUPERFUND DIVISION

DATE:

SUBJECT: Review of Data  
Received for Review on: September 2, 2009

FROM: Stephen L. Ostrodka, Chief (SRT-5J)  
Superfund Field Services Section

TO: Data User: GLNPO / Ch2mHill

We have reviewed the data for the following case:

Site Name: Kinnickinnic River (15080102), WI

Case Number: 38701 SDG Number: E3MZ9

Number and Type of Samples: 20 soil samples (SVOA, SVOA SIM, Aroclors)

Sample Numbers: E3MZ9, E3N00 – E3N02, E3ZT7 – E3ZT9, E3ZW0 – E3ZW2, E3ZW4 –  
E3ZW9, E3ZX0 – E3ZX3

Laboratory: Mitkem Laboratories Hrs for Review:                     

Following are our findings:

CC: Howard Pham  
Region 5 TPO  
Mail Code: SRT-5J



**Below is a summary of the out-of-control audits and the possible effects on the data for this case:**

Twenty (20) soil samples labeled E3MZ9, E3N00 – E3N02, E3ZT7 – E3ZT9, E3ZW0 – E3ZW2, E3ZW4 – E3ZW9 and E3ZX0 – E3ZX3 were collected on 08-11-09. The samples were received by Mitkem Laboratories located in Warwick, RI on 08-12-09. All samples arrived intact and at the proper shipping temperature range of 2 - 6°C. All samples were analyzed according to CLP SOW SOM01.2 (6/2007) with modifications listed in the Modification Reference Number 1760.0, Title PAH only letter which is included with the data package. The samples were reviewed according to the NFG for SOM01.2; the SOP for ESAT 5/TechLaw Validation of Contract Laboratory Program Organic Data (Version 2.3) and the Region 2 SOP for Data Validation and the GLNPO request.

All twenty (20) samples were analyzed for PAHs (Polycyclic Aromatic Hydrocarbons) using SVOA full scan and the aroclor compounds. Sixteen (16) samples have either a PAH compound reported as non-detected or with a “J” flag in the undiluted SVOA samples and were analyzed for SVOA SIM. The sample analyses are summarized in the following table:

EPA sample ID	SVOA full scan	SVOA SIM	Aroclor
E3MZ9	X	X	X
E3MZ9DL		X	
E3MZ9MS	X	X	X
E3MZ9MSD	X	X	X
E3N00	X	X	X
E3N00DL		X	
E3N01	X	X	X
E3N01DL		X	
E3N02	X	X	X
E3ZT7	X	X	X
E3ZT7DL	X		X
E3ZT8	X	X	X
E3ZT8DL	X		
E3ZT9	X	X	X
E3ZW0	X		X
E3ZW0DL	X		
E3ZW1	X	X	X
E3ZW2	X	X	X
E3ZW2DL		X	
E3ZW4	X	X	X
E3ZW4DL	X	X	X
E3ZW5	X	X	X
E3ZW5DL	X		
E3ZW6	X	X	X
E3ZW6DL		X	
E3ZW7	X	X	X

Case Number: 38701  
Site Name: Kinnickinnic River (WI)

Page 3 of 17  
SDG Number: E3MZ9  
Laboratory: Mitkem Laboratories

EPA sample ID	SVOA full scan	SVOA SIM	Aroclor
E3ZW7DL		X	
E3ZW8	X	X	X
E3ZW9	X		X
E3ZW9DL	X		
E3ZX0	X		X
E3ZX0DL	X		
E3ZX1	X		X
E3ZX1DL	X		
E3ZX2	X	X	X
E3ZX2DL	X		
E3ZX3	X	X	X
E3ZX3DL		X	

The SVOA and SVOA SIM samples were analyzed for the following PAH analytes:

Naphthalene	2-Methylnaphthalene	Acenaphthylene
Acenaphthene	Fluorene	Phenanthrene
Anthracene	Fluoranthene	Pyrene
Benzo(a)anthracene	Chrysene	Benzo(b)fluoranthene
Benzo(k)fluoranthene	Benzo(a)pyrene	Indeno(1,2,3-cd)pyrene
Dibenzo(a,h)anthracene	Benzo(g,h,i)perylene	

Sample E3MZ9 was designated by the samplers to be used for laboratory QC, i.e. MS / MSD analyses.

Samples E3N00/E3N01 and E3ZW6/E3ZW7 are field duplicate pairs. No samples are identified as field blanks.

### 1. HOLDING TIME

No problems were found.

### 2. GC INSTRUMENT PERFORMANCE

No problems were found.

### 3. CALIBRATION

Calibration curves of 5.0, 10, 20, 40, 80 ng/ul for SVOA and 0.1, 0.2, 0.4, 0.8, 1.0 ng/ul for SVOA SIM as required by the SOW SOM01.2 were used to quantitate the PAH results.

The following semivolatile samples are associated with an initial calibration percent relative standard deviation (%RSD) outside criteria. Detected Fluorene in samples E3ZT7, E3ZT7DL, E3ZT8, E3ZT8DL, E3ZW0, E3ZW0DL, E3ZW1, E3ZW2, E3ZW4, E3ZW4DL, E3ZW5, E3ZW5DL, E3ZW7, E3ZX2, E3ZX2DL and E3ZX3 is qualified "J". Non-detected compounds are not qualified.

E3N00, E3N01, E3N02, E3ZT7, E3ZT7DL, E3ZT8, E3ZT8DL, E3ZT9, E3ZW0, E3ZW0DL, E3ZW1, E3ZW2, E3ZW4, E3ZW4DL, E3ZW5, E3ZW5DL, E3ZW7, E3ZW8, E3ZX2, E3ZX2DL, E3ZX3, SBLK2X  
Fluorene

The following semivolatile samples are associated with an opening CCV percent difference (%D) outside criteria. Detected Fluoranthene is qualified "J".

E3ZT7DL, E3ZT8DL, E3ZW0DL, E3ZW4DL, E3ZW5DL, E3ZX2DL  
Fluoranthene

### 4. BLANKS

No problems were found.

### 5. DEUTERATED MONITORING COMPOUND AND SURROGATE RECOVERY

The following diluted semivolatile samples with dilution factors less than or equal to 5 have deuterated monitoring compound recovery above the upper limit of the criteria window. Detected compounds are qualified "J". Non-detected compounds are not qualified.

E3ZW4DL  
Fluoranthene, Pyrene, Benzo(a)anthracene, Chrysene

Case Number: 38701  
Site Name: Kinnickinnic River (WI)

SDG Number: E3MZ9  
Laboratory: Mitkem Laboratories

The following diluted semivolatile samples with dilution factors greater than 5 have deuterated monitoring compound recovery above the upper limit of the criteria window. Detected and non-detected compounds are not qualified.

E3ZW9DL, E3ZX0DL  
Naphthalene, 2-Methylnaphthalene, Acenaphthylene, Acenaphthene, Phenanthrene, Anthracene

The following diluted semivolatile SIM samples with dilution factors less than or equal to 5 have deuterated monitoring compound recovery below the lower limit of the criteria window. Detected compounds are qualified "J".

E3ZW7  
Fluoranthene, Pyrene, Benzo(a)anthracene, Chrysene, Benzo(b)fluoranthene, Benzo(k)fluoranthene, Benzo(a)pyrene, Indeno(1,2,3-cd)pyrene, Dibenzo(a,h)anthracene, Benzo(g,h,i)perylene

The following diluted semivolatile SIM samples with dilution factors greater than 5 have deuterated monitoring compound recoveries below the lower limit of the criteria window. Detected and non-detected compounds are not qualified.

E3MZ9DL, E3N00DL, E3N01DL, E3ZT7, E3ZT8, E3ZW1, E3ZW2DL, E3ZW4DL, E3ZW5, E3ZW6DL, E3ZW7DL, E3ZX2, E3ZX3DL  
Naphthalene, 2-Methylnaphthalene, Acenaphthylene, Acenaphthene, Fluorene, Phenanthrene, Anthracene, Fluoranthene, Pyrene, Benzo(a)anthracene, Chrysene, Benzo(b)fluoranthene, Benzo(k)fluoranthene, Benzo(a)pyrene, Indeno(1,2,3-cd)pyrene, Dibenzo(a,h)anthracene, Benzo(g,h,i)perylene

The following diluted aroclor samples with dilution factors greater than 5 have surrogate percent recoveries that are greater than 200%. Detected and non-detected compounds are not qualified.

E3ZT7DL

The following aroclor samples have surrogate percent recoveries which exceed 150% but are less than or equal to 200% on only 1 GC column. Detected and non-detected compounds are not qualified as the lower of the 2 possible values (i.e. the reported value) is within the acceptance range.

E3ZW9, E3ZX0

The following diluted aroclor samples with dilution factors greater than 5 have surrogate percent recoveries which exceed 150% but are less than or equal to 200%. Detected and non-detected compounds are not qualified.

E3ZT7DL, E3ZW4DL

Case Number: 38701  
Site Name: Kinnickinnic River (WI)

SDG Number: E3MZ9  
Laboratory: Mitkem Laboratories

The following diluted aroclor samples with dilution factors less than or equal to 5 have surrogate percent recoveries which exceed 150% but are less than or equal to 200% on only 1 GC column. Detected and non-detected compounds are not qualified as the lower of the 2 possible values (i.e. the reported value) is within the acceptance range.

E3ZT7

#### **6A. MATRIX SPIKE/MATRIX SPIKE DUPLICATE**

Sample E3MZ9 was designated by the samplers to be used for laboratory QC, i.e. MS / MSD analyses.

The relative percent difference (RPD) between the following semivolatile SIM matrix spike and matrix spike duplicate recoveries is outside criteria. Detected Pyrene in the unspiked samples (E3MZ9 and E3MZ9DL) is qualified "J".

E3MZ9MS, E3MZ9MSD  
Pyrene

The following semivolatile SIM matrix spike/matrix spike duplicate samples have percent recoveries greater than the upper acceptance criteria. Detected Acenaphthene and Pyrene in the unspiked samples (E3MZ9 and E3MZ9DL) are qualified "J".

E3MZ9MS, E3MZ9MSD  
Acenaphthene, Pyrene

The relative percent difference (RPD) between the following aroclor matrix spike and matrix spike duplicate recoveries is outside criteria. Aroclor-1016 was not detected in the unspiked sample. Non-detected Aroclor-1016 in the unspiked sample (E3MZ9) is qualified "UJ".

E3MZ9MS, E3MZ9MSD  
Aroclor-1016

The following aroclor matrix spike/matrix spike duplicate samples have percent recoveries greater than the upper acceptance criteria on only 1 GC column. Non-detected Aroclor-1016 is not qualified on this basis as the lower of the 2 possible values (i.e. the reported value) is within the acceptance range but qualified "UJ" because of non-compliance RPD.

E3MZ9MSD  
Aroclor-1016

#### **6B. LABORATORY CONTROL SAMPLE**

No problems were found.

**7. FIELD BLANK AND FIELD DUPLICATE**

Samples E3N00/E3N01 and E3ZW6/E3ZW7 are field duplicate pairs. No samples are identified as filed blanks. The results for duplicate pair E3N00/E3N01 are summarized in the following tables:

<b>SVOA full scan results</b>			
	E3N00	E3N01	
Analytes	DF= 1.0	DF=1.0	RPDs
Phenanthrene	220 J	220 J	0
Anthracene	50 J	280 U	200
Fluoranthene	570	450	24
Pyrene	510	440	15
Benzo(a)anthracene	170 J	150 J	12
Chrysene	260	230 J	12
Benzo(b)fluoranthene	190 J	230 J	19
Benzo(k)fluoranthene	170 J	80 J	72
Benzo(a)pyrene	210 J	180 J	15
Indeno(1,2,3-cd)pyrene	110 J	98 J	12
Benzo(g,h,i)perylene	160 J	110 J	37

<b>SVOA SIM results</b>						
	E3N00	E3N01		E3N00DL	E3N01DL	
Analytes	DF= 1.0	DF= 1.0	RPDs	DF= 8.0	DF= 8.0	RPDs
Naphthalene	15	15	0	41 U	43 U	0
2-Methylnaphthalene	10	11	9.5	41 U	43 U	0
Acenaphthylene	5.1 U	5.4 U	0	41 U	43 U	0
Acenaphthene	18	19	5.4	41 U	43 U	0
Fluorene	32	32	0	41 U	43 U	0
Phenanthrene	530 E	300 E	55	240	250	4.1
Anthracene	120 E	60 E	67	57	53	7.3
Fluoranthene	390 E	470 E	19	560 E	510 E	9.3
Pyrene	660 E	430 E	42	310	290	6.7
Benzo(a)anthracene	300 E	190 E	45	220	180	20
Chrysene	320 E	210 E	42	210	210	0
Benzo(b)fluoranthene	230 E	250 E	8.3	260	220	17
Benzo(k)fluoranthene	95 E	98 E	3.1	100	110	9.5
Benzo(a)pyrene	150 E	170 E	12	120	110	8.7
Indeno(1,2,3-cd)pyrene	53 E	50	5.8	100	89	12
Dibenzo(a,h)anthracene	14	15	6.9	46	43 U	200
Benzo(g,h,i)perylene	56 E	52	7.4	41 U	43 U	0

Aroclor results			
	E3N00	E3N01	
Analytes	DF= 1.0	DF=1.0	RPDs
Aroclor-1248	46 J	60	26

The results for duplicate pair E3ZW6/E3ZW7 are summarized in the following tables:

SVOA full scan results			
	E3ZW6	E3ZW7	
Analytes	DF= 1.0	DF= 1.0	RPDs
Naphthalene	180 J	180 J	0
2-Methylnaphthalene	110 J	90 J	10
Acenaphthylene	95 J	250 U	200
Acenaphthene	130 J	130 J	0
Fluorene	210 J	150 J	33
Phenanthrene	1300	1100	17
Anthracene	310	220 J	34
Fluoranthene	1600	1500	6.4
Pyrene	1600	1500	6.4
Benzo(a)anthracene	780	530	38
Chrysene	940	780	19
Benzo(b)fluoranthene	780	690	12
Benzo(k)fluoranthene	500	280	56
Benzo(a)pyrene	640	510	23
Indeno(1,2,3-cd)pyrene	300	310	3.3
Dibenzo(a,h)anthracene	94 J	89 J	5.5
Benzo(g,h,i)perylene	320	370	14

SVOA SIM results						
	E3ZW6	E3ZW7		E3ZW6DL	E3ZW7DL	
Analytes	DF = 1.0	DF = 4.0	RPDs	DF = 8.0	DF = 8.0	RPDs
Naphthalene	110 E	220 E	67	170	220	26
2-Methylnaphthalene	60 E	130	74	88	130	38
Acenaphthylene	35	36	2.8	51	67	27
Acenaphthene	86 E	130	41	120	140	15
Fluorene	150 E	210 E	33	190	200	5.1
Phenanthrene	930 E	1500 E	47	1400 E	1500 E	6.9
Anthracene	180 E	310 E	53	260	330	24
Fluoranthene	1100 E	2000 E	58	1900 E	2200 E	15
Pyrene	2000 E	1000 E	67	1500 E	1800 E	18
Benzo(a)anthracene	870 E	440 E	66	710 E	850 E	18
Chrysene	870 E	500 E	54	730 E	1100 E	40
Benzo(b)fluoranthene	1400 E	1100 E	24	970 E	1500 E	43
Benzo(k)fluoranthene	460 E	470 E	2.2	470 E	540 E	14



Benzo(a)pyrene	840 E	700 E	18	810 E	1000 E	21
Indeno(1,2,3-cd)pyrene	290 E	210 E	32	320	410 E	25
Dibenzo(a,h)anthracene	85 E	75	12	120	200	50
Benzo(g,h,i)perylene	270 E	220 E	20	310	370	18

Sample results are not qualified based on the results of field duplicate samples.

## 8. INTERNAL STANDARDS

The following semivolatile SIM samples have internal standard area counts that are outside the upper limit of primary criteria. Detected Acenaphthene and Fluorene are qualified "J". Non-detected Acenaphthylene is not qualified.

E3N00  
Acenaphthylene, Acenaphthene, Fluorene

## 9. COMPOUND IDENTIFICATION

After reviewing the chromatograms it appears that the semivolatile, semivolatile SIM and aroclor compounds were properly identified.

## 10. COMPOUND QUANTITATION AND REPORTED DETECTION LIMITS

The following semivolatile samples have compound concentrations less than the CRQL. Detected compounds are qualified "J".

E3MZ9  
Naphthalene, 2-Methylnaphthalene, Acenaphthene, Fluorene, Anthracene,  
Indeno(1,2,3-cd)pyrene, Dibenzo(a,h)anthracene, Benzo(g,h,i)perylene

E3MZ9MS  
Naphthalene, 2-Methylnaphthalene, Acenaphthylene, Fluorene, Anthracene,  
Indeno(1,2,3-cd)pyrene, Dibenzo(a,h)anthracene

E3MZ9MSD  
2-Methylnaphthalene, Acenaphthylene, Dibenzo(a,h)anthracene

E3N00  
Phenanthrene, Anthracene, Benzo(a)anthracene, Benzo(b)fluoranthene,  
Benzo(k)fluoranthene, Benzo(a)pyrene, Indeno(1,2,3-cd)pyrene, Benzo(g,h,i)perylene

E3N01  
Phenanthrene, Benzo(a)anthracene, Chrysene, Benzo(b)fluoranthene,  
Benzo(k)fluoranthene, Benzo(a)pyrene, Indeno(1,2,3-cd)pyrene, Benzo(g,h,i)perylene

Case Number: 38701  
Site Name: Kinnickinnic River (WI)

Page 10 of 17  
SDG Number: E3MZ9  
Laboratory: Mitkem Laboratories

E3ZT7  
Naphthalene, Acenaphthylene

E3ZT7DL, E3ZW4DL, E3ZW5DL  
Acenaphthene, Fluorene, Anthracene, Dibenzo(a,h)anthracene

E3ZT8, E3ZX1DL  
Naphthalene, 2-Methylnaphthalene, Acenaphthylene

E3ZT8DL  
Acenaphthene, Fluorene, Benzo(k)fluoranthene, Indeno(1,2,3-cd)pyrene,  
Dibenzo(a,h)anthracene

E3ZW0DL  
Naphthalene, 2-Methylnaphthalene, Acenaphthylene, Dibenzo(a,h)anthracene

E3ZW1  
Naphthalene, 2-Methylnaphthalene, Acenaphthylene, Acenaphthene,  
Dibenzo(a,h)anthracene

E3ZW2  
Naphthalene, 2-Methylnaphthalene, Acenaphthene, Fluorene, Anthracene,  
Benzo(b)fluoranthene, Benzo(k)fluoranthene, Benzo(a)pyrene, Indeno(1,2,3-cd)pyrene,  
Benzo(g,h,i)perylene

E3ZW4  
2-Methylnaphthalene, Acenaphthylene, Acenaphthene

E3ZW5  
Naphthalene, 2-Methylnaphthalene, Acenaphthylene

E3ZW6  
Naphthalene, 2-Methylnaphthalene, Acenaphthylene, Acenaphthene, Fluorene,  
Dibenzo(a,h)anthracene

E3ZW7  
Naphthalene, 2-Methylnaphthalene, Acenaphthene, Fluorene, Anthracene,  
Dibenzo(a,h)anthracene

E3ZW9DL  
Naphthalene, Acenaphthene, Fluorene, Dibenzo(a,h)anthracene

E3ZX0DL  
Naphthalene, Acenaphthene, Dibenzo(a,h)anthracene

Case Number: 38701  
Site Name: Kinnickinnic River (WI)

Page 11 of 17  
SDG Number: E3MZ9  
Laboratory: Mitkem Laboratories

E3ZX2  
Acenaphthylene

E3ZX2DL  
Naphthalene, 2-Methylnaphthalene, Acenaphthene, Fluorene, Dibenzo(a,h)anthracene

E3ZX3  
Acenaphthene, Fluorene, Phenanthrene, Fluoranthene, Pyrene, Benzo(a)anthracene,  
Chrysene, Benzo(b)fluoranthene, Benzo(a)pyrene

The following semivolatile SIM sample has compound concentrations less than the CRQL.  
Detected compound is qualified "J".

E3ZW4DL  
Acenaphthylene

The following aroclor samples have compound concentrations less than the CRQL. Detected  
compounds are qualified "J".

E3MZ9, E3N00, E3ZX0  
Aroclor-1248

E3ZT7DL, E3ZT8, E3ZW4DL  
Aroclor-1260

The following aroclor samples have percent differences between analyte results in the range of  
26-50%. Detected compounds are qualified "J".

E3ZX0  
Aroclor-1248

E3MZ9MS, E3MZ9MSD  
Aroclor-1016

The following aroclor samples have percent differences between analyte results in the range of  
51-100%. Detected compounds are qualified "J".

E3ZT8, E3ZW4DL  
Aroclor-1254

## 11. SYSTEM PERFORMANCE

GC/MS baseline indicated acceptable performance. The GC baselines for the aroclor analyses  
were acceptable.

## 12. ADDITIONAL INFORMATION

The following aroclor sample was reported in the EDD spreadsheet but not report in the CADRE spreadsheet. The laboratory Form Is for this sample is included with the hard copy data package.

### ALCS5Q

The following semivolatile samples have compound concentrations which exceed the instruments calibration range. The detected results are qualified "J". The results from the diluted analyses should be considered the final concentrations for the affected compounds.

#### E3ZT7, E3ZW9, E3ZX0, E3ZX1

Phenanthrene, Fluoranthene, Pyrene, Benzo(a)anthracene, Chrysene,  
Benzo(b)fluoranthene, Benzo(a)pyrene

#### E3ZT8, E3ZW5, E3ZX2

Phenanthrene, Fluoranthene, Pyrene

#### E3ZW0

Phenanthrene, Fluoranthene, Pyrene, Benzo(a)anthracene, Chrysene,  
Benzo(b)fluoranthene

#### E3ZW4

Fluoranthene, Pyrene

The following samples were reanalyzed at the SIM level of detection because they reported the associated compounds as non-detects (U) from the semivolatile analyses (full scan). The values obtained from the SIM analyses should be considered the final concentrations for the affected compounds.

#### E3MZ9, E3ZW2, E3ZW7, E3ZX2DL

Acenaphthylene

#### E3N00

Naphthalene, 2-Methylnaphthalene, Acenaphthylene, Acenaphthene, Fluorene,  
Dibenzo(a,h)anthracene

#### E3N01

Naphthalene, 2-Methylnaphthalene, Acenaphthylene, Acenaphthene, Fluorene,  
Anthracene, Dibenzo(a,h)anthracene

#### E3N02, E3ZT9, E3ZW8

Naphthalene, 2-Methylnaphthalene, Acenaphthylene, Acenaphthene, Fluorene,  
Phenanthrene, Anthracene, Fluoranthene, Pyrene, Benzo(a)anthracene, Chrysene,

Case Number: 38701  
Site Name: Kinnickinnic River (WI)

SDG Number: E3MZ9  
Laboratory: Mitkem Laboratories

Benzo(b)fluoranthene, Benzo(k)fluoranthene, Benzo(a)pyrene, Indeno(1,2,3-cd)pyrene,  
Dibenzo(a,h)anthracene, Benzo(g,h,i)perylene

E3ZT7DL (df = 10.0), E3ZT8DL (df = 4.0), E3ZW4DL (df = 4.0),  
E3ZW5DL (df = 4.0)  
Naphthalene, 2-Methylnaphthalene, Acenaphthylene

E3ZW4  
Naphthalene

E3ZW9DL (df = 8.0), E3ZX0DL (df = 8.0)  
2-Methylnaphthalene, Acenaphthylene

E3ZX3  
Naphthalene, 2-Methylnaphthalene, Acenaphthylene, Anthracene,  
Benzo(k)fluoranthene, Indeno(1,2,3-cd)pyrene, Dibenzo(a,h)anthracene,  
Benzo(g,h,i)perylene

The following samples were reanalyzed at the SIM level of detection because they reported one or more compounds below the CRQL (J) from the semivolatile analyses (full scan).

E3MZ9, E3MZ9MS, E3MZ9MSD, E3N00, E3N01, E3ZT7, E3ZT7DL, E3ZT8,  
E3ZT8DL, E3ZW0DL, E3ZW1, E3ZW2, E3ZW4, E3ZW4DL, E3ZW5, E3ZW5DL,  
E3ZW6, E3ZW7, E3ZW9DL, E3ZX0DL, E3ZX1DL, E3ZX2, E3ZX2DL, E3ZX3

The following semivolatile SIM samples have compound concentrations which exceed the instruments calibration range. The detected results are qualified "J". The samples were re-analyzed at 8-fold dilution but the compounds were not detected. Therefore, the results (detected above the laboratory MDL but below the CRQL) from the semivolatile analyses (full scan) should be considered the final concentrations for the affected compounds.

E3N00, E3ZW2  
Benzo(g,h,i)perylene

E3ZX3  
Benzo(a)pyrene

The following semivolatile SIM samples have compound concentrations which exceed the instruments calibration range. The detected results are qualified "J". The results from the semivolatile analyses (full scan) should be considered the final concentrations for the affected compounds.

E3MZ9

Naphthalene, Acenaphthene, Fluorene, Phenanthrene, Anthracene, Fluoranthene, Pyrene, Benzo(a)anthracene, Chrysene, Benzo(b)fluoranthene, Benzo(k)fluoranthene, Benzo(a)pyrene, Indeno(1,2,3-cd)pyrene, Dibenzo(a,h)anthracene, Benzo(g,h,i)perylene

E3MZ9DL

Phenanthrene, Fluoranthene, Pyrene, Benzo(a)anthracene, Chrysene, Benzo(b)fluoranthene, Benzo(a)pyrene

E3N00

Phenanthrene, Anthracene, Fluoranthene, Pyrene, Benzo(a)anthracene, Chrysene, Benzo(b)fluoranthene, Benzo(k)fluoranthene, Benzo(a)pyrene, Indeno(1,2,3-cd)pyrene

E3N00DL, E3N01DL

Fluoranthene

E3N01

Phenanthrene, Anthracene, Fluoranthene, Pyrene, Benzo(a)anthracene, Chrysene, Benzo(b)fluoranthene, Benzo(k)fluoranthene, Benzo(a)pyrene

E3ZT7

2-Methylnaphthalene, Acenaphthene, Fluorene, Phenanthrene, Anthracene, Fluoranthene, Pyrene, Benzo(a)anthracene, Chrysene, Benzo(b)fluoranthene, Benzo(k)fluoranthene, Benzo(a)pyrene, Indeno(1,2,3-cd)pyrene, Dibenzo(a,h)anthracene, Benzo(g,h,i)perylene

E3ZT8

Fluorene, Phenanthrene, Anthracene, Fluoranthene, Pyrene, Benzo(a)anthracene, Chrysene, Benzo(b)fluoranthene, Benzo(k)fluoranthene, Benzo(a)pyrene, Indeno(1,2,3-cd)pyrene, Dibenzo(a,h)anthracene, Benzo(g,h,i)perylene

E3ZW1

Fluorene, Phenanthrene, Anthracene, Fluoranthene, Pyrene, Benzo(a)anthracene, Chrysene, Benzo(b)fluoranthene, Benzo(k)fluoranthene, Benzo(a)pyrene

E3ZW2

Naphthalene, 2-Methylnaphthalene, Fluorene, Phenanthrene, Anthracene, Fluoranthene, Pyrene, Benzo(a)anthracene, Chrysene, Benzo(b)fluoranthene, Benzo(k)fluoranthene, Benzo(a)pyrene, Indeno(1,2,3-cd)pyrene

E3ZW2DL

Phenanthrene, Fluoranthene

E3ZW4

Acenaphthene, Fluorene, Phenanthrene, Anthracene, Fluoranthene, Pyrene, Benzo(a)anthracene, Chrysene, Benzo(b)fluoranthene, Benzo(k)fluoranthene, Benzo(a)pyrene, Indeno(1,2,3-cd)pyrene, Dibenzo(a,h)anthracene

E3ZW4DL

Phenanthrene, Anthracene, Fluoranthene, Pyrene, Benzo(a)anthracene, Chrysene, Benzo(b)fluoranthene, Benzo(k)fluoranthene, Benzo(a)pyrene, Indeno(1,2,3-cd)pyrene, Benzo(g,h,i)perylene

E3ZW5

Acenaphthene, Fluorene, Phenanthrene, Anthracene, Fluoranthene, Pyrene, Benzo(a)anthracene, Chrysene, Benzo(b)fluoranthene, Benzo(k)fluoranthene, Benzo(a)pyrene, Indeno(1,2,3-cd)pyrene, Benzo(g,h,i)perylene

E3ZW6

Naphthalene, 2-Methylnaphthalene, Acenaphthene, Fluorene, Phenanthrene, Anthracene, Fluoranthene, Pyrene, Benzo(a)anthracene, Chrysene, Benzo(b)fluoranthene, Benzo(k)fluoranthene, Benzo(a)pyrene, Indeno(1,2,3-cd)pyrene, Dibenzo(a,h)anthracene, Benzo(g,h,i)perylene

E3ZW6DL

Phenanthrene, Fluoranthene, Pyrene, Benzo(a)anthracene, Chrysene, Benzo(b)fluoranthene, Benzo(k)fluoranthene, Benzo(a)pyrene

E3ZW7

Naphthalene, Fluorene, Phenanthrene, Anthracene, Fluoranthene, Pyrene, Benzo(a)anthracene, Chrysene, Benzo(b)fluoranthene, Benzo(k)fluoranthene, Benzo(a)pyrene, Indeno(1,2,3-cd)pyrene, Benzo(g,h,i)perylene

E3ZW7DL

Phenanthrene, Fluoranthene, Pyrene, Benzo(a)anthracene, Chrysene, Benzo(b)fluoranthene, Benzo(k)fluoranthene, Benzo(a)pyrene, Indeno(1,2,3-cd)pyrene

E3ZX2

Naphthalene, Acenaphthene, Fluorene, Phenanthrene, Anthracene, Fluoranthene, Pyrene, Benzo(a)anthracene, Chrysene, Benzo(b)fluoranthene, Benzo(k)fluoranthene, Benzo(a)pyrene, Indeno(1,2,3-cd)pyrene, Benzo(g,h,i)perylene

E3ZX3

Fluorene, Phenanthrene, Fluoranthene, Pyrene, Benzo(a)anthracene, Chrysene, Benzo(b)fluoranthene



Case Number: 38701  
Site Name: Kinnickinnic River (WI)

Page 16 of 17  
SDG Number: E3MZ9  
Laboratory: Mitkem Laboratories

The following semivolatile SIM samples have compound concentrations which exceed the instruments calibration range. The detected results are qualified "J". No dilution was required because these are laboratory QC samples.

E3MZ9MS, E3MZ9MSD  
Naphthalene, 2-Methylnaphthalene, Acenaphthene, Fluorene, Phenanthrene,  
Anthracene, Fluoranthene, Pyrene, Benzo(a)anthracene, Chrysene,  
Benzo(b)fluoranthene, Benzo(k)fluoranthene, Benzo(a)pyrene, Indeno(1,2,3-cd)pyrene,  
Dibenzo(a,h)anthracene, Benzo(g,h,i)perylene

The following aroclor samples have compound concentrations which exceed the instruments calibration range. The detected results are qualified "J". The results from the diluted analyses should be considered the final concentrations for the affected compounds.

E3ZT7, E3ZW4  
Aroclor-1248, Aroclor-1254

The following aroclor samples have compound concentrations whose presence were confirmed by GC/MS and are qualified with "C".

E3ZT7, E3ZT7DL  
Aroclor-1248, Aroclor-1254

CADRE Data Qualifier Sheet

Qualifiers

Data Qualifier Definitions

U	The analyte was analyzed for, but was not detected above the reported sample quantitation limit.
J	The analyte was positively identified; the associated numerical value is an approximate concentration of the analyte in the sample.
UJ	The analyte was not detected above the reported sample quantitation limit. However, the reported quantitation limit is approximate and may or may not represent the action limit of quantitation necessary to accurately and precisely measure the analyte in the sample.
N	The analysis indicates the presence of an analyte for which there is presumptive evidence to make a tentative identification.
NJ	The analysis indicates the presence of an analyte for which there is presumptive evidence to make a tentative identification and the associated numerical value represents its approximate concentration.
R	The data are unusable. (The compound may or may not be present.)

UNITED STATES ENVIRONMENTAL PROTECTION AGENCY  
REGION V  
SUPERFUND DIVISION

DATE:

SUBJECT: Review of Data  
Received for Review on: 08 September 2009

FROM: Stephen L. Ostrodka, Chief (SRT-5J)  
Superfund Field Services Section

TO: Data User: GLNPO / Ch2mHill

We have reviewed the data for the following case:

SITE Name Kinnickinnic River (WI)

Case Number: 38701 MRN: 1760.0 SDG Number: E3N10

Number and Type of Samples: 20 Soil Samples (SVOA, SVOA-SIM, AROCLOR)

Sample Numbers: E3N10-E3N26, E3N34-E3N35, and E3N43

Laboratory: Mitkem Laboratories

Hrs for Review: 32

Following are our findings:

CC: Howard Pham  
Region 5 TPO  
Mail Code: SRT-5J

Case Number: 38701  
Site Name: Kinnickinnic River (WI)

Page 2 of 16  
SDG Number: E3N10  
Laboratory: Mitkem

**Below is a summary of the out-of-control audits and the possible effects on the data for this case:**

Number (20) soil samples labeled E3N10-E3N26, E3N34-E3N35, and E3N43 were shipped to Mitkem Laboratory in Warwick, RI. Nineteen (19) samples; E3N10-E3N26, and E3N34-E3N35 were collected on 08/12/2009 and received on 08/13/2009 intact and properly cooled. One (1) sample; E3N43 was collected on 08/13/09 and received on 08/14/2009 intact and properly cooled.

Eighteen (18) samples were analyzed for the SVOA, SVOA-SIM and Aroclor lists of compounds. Two (2) samples; E3N22 and E3N23 were analyzed for only the SVOA and Aroclor lists of compounds. All samples were analyzed according to CLP SOW SOM01.2 6/2007 and reviewed according to the NFG for SOM01.2, MRN 1760.0 and the SOP for ESAT 5/TechLaw Validation of Contract Laboratory Program Organic Data (Version 2.3).

Sample E3N43 was designated by the samplers to be used for laboratory QC, i.e. MS/MSD analyses.

Samples E3N11 / E3N12 and E3N21 / E3N22 were identified as field duplicates.

**1. HOLDING TIME**

No Problems Found.

**2. GC/MS TUNING AND GC INSTRUMENT PERFORMANCE**

No Problems Found.

**3. CALIBRATION**

The following semivolatile samples are associated with an initial calibration percent relative standard deviation (%RSD) outside criteria. Detected compounds are qualified "J". Non-detected compounds are not qualified unless qualified otherwise for non-compliance with another criterion.

E3N10, E3N10DL, E3N11, E3N11DL, E3N12, E3N12DL, E3N13, E3N14, E3N14DL, E3N15, E3N15DL, E3N16, E3N16DL, E3N17, E3N17DL, E3N18, E3N19, E3N19DL, E3N20, E3N20DL, E3N21, E3N21DL, E3N24, E3N24DL, E3N25, E3N26, E3N26DL, E3N34, E3N34DL, E3N35, E3N35RE, E3N43, E3N43DL, E3N43MS, E3N43MSD, SBLK2D, SBLK2G  
Fluorene

**4. BLANKS**

No Problems Found

**5. DEUTERATED MONITORING COMPOUND AND SURROGATE RECOVERY**

The following semivolatile samples have deuterated monitoring compound recovery above the upper limit of the criteria window. Detected compounds are qualified "J". Non-detected compounds are not qualified unless qualified otherwise for non-compliance with another criterion.

E3N10  
Naphthalene, 2-Methylnaphthalene, Acenaphthylene, Acenaphthene

E3N13  
Fluorene

E3N15, E3N18, E3N43MS  
Fluoranthene, Pyrene, Benzo(a)anthracene, Chrysene

E3N17  
Naphthalene, 2-Methylnaphthalene, Acenaphthylene, Acenaphthene, Fluorene

Case Number: 38701  
Site Name: Kinnickinnic River (WI)

SDG Number: E3N10  
Laboratory: Mitkem

E3N43MSD

Naphthalene, 2-Methylnaphthalene, Acenaphthylene, Acenaphthene, Fluoranthene, Pyrene, Benzo(a)anthracene, Chrysene

The following diluted semivolatile samples with dilution factors less than or equal to 5 have deuterated monitoring compound recovery above the upper limit of the criteria window. Detected compounds are qualified "J". Non-detected compounds are not qualified unless qualified otherwise for non-compliance with another criterion.

E3N17DL

Naphthalene, 2-Methylnaphthalene, Acenaphthylene, Acenaphthene

The following diluted semivolatile samples with dilution factors greater than 5 have deuterated monitoring compound recovery above the upper limit of the criteria window. Detected and non-detected compounds are not qualified.

E3N10DL, E3N11DL, E3N12DL, E3N20DL

Phenanthrene, Anthracene

E3N14DL

Naphthalene, 2-Methylnaphthalene, Acenaphthylene, Acenaphthene, Phenanthrene, Anthracene

The following diluted semivolatile samples with dilution factors greater than 5 have deuterated monitoring compound recovery below the lower limit of the criteria window. Detected and non-detected compounds are not qualified.

E3N11DL, E3N21DL

Benzo(b)fluoranthene, Benzo(k)fluoranthene, Benzo(a)pyrene, Indeno(1,2,3-cd)pyrene, Dibenzo(a,h)anthracene, Benzo(g,h,i)perylene

The following semivolatile samples have deuterated monitoring compound recovery below the lower limit of the criteria window. Detected compounds are qualified "J". Non-detected compounds are qualified "UJ".

E3N21

Benzo(b)fluoranthene, Benzo(k)fluoranthene, Benzo(a)pyrene, Indeno(1,2,3-cd)pyrene, Dibenzo(a,h)anthracene, Benzo(g,h,i)perylene

The following diluted semivolatile SIM samples with dilution factors greater than 5 have deuterated monitoring compound recoveries less than or equal to 0%. Detected and non-detected compounds are not qualified.

E3N10, E3N11, E3N12, E3N14, E3N15DL, E3N16, E3N17DL, E3N19, E3N20, E3N21, E3N24, E3N26, E3N34, E3N35DL, E3N43, E3N43MS, E3N43MSD

Case Number: 38701  
Site Name: Kinnickinnic River (WI)

Page 5 of 16  
SDG Number: E3N10  
Laboratory: Mitkem

The following Aroclor samples have surrogate recoveries that are greater than the upper limit on only 1 GC column. Detected and non-detected compounds are not qualified as the lower of the 2 possible values (i.e. the reported value) is within the acceptance range.

E3N10, E3N11, E3N12, E3N14, E3N16, E3N17, E3N19, E3N20, E3N21, E3N22,  
E3N23, E3N24, E3N34, E3N43, E3N43MS, E3N43MSD

The following diluted aroclor samples with dilution factors greater than 5 have surrogate recoveries that are greater than the upper limit on only 1 GC column. Detected and non-detected compounds are not qualified.

E3N26DL, E3N43DL

The following diluted aroclor samples with dilution factors less than 5 have surrogate recoveries that are greater than the upper limit on only 1 GC column. Detected and non-detected compounds are not qualified as the lower of the 2 possible values (i.e. the reported value) is within the acceptance range.

E3N26, E3N34DL

#### **6A. MATRIX SPIKE/MATRIX SPIKE DUPLICATE**

Sample E3N43 was designated by the samplers to be used for laboratory QC, i.e. matrix spike / matrix spike duplicate analyses.

The following semivolatile matrix spike/matrix spike duplicate samples have percent recoveries greater than the upper acceptance criteria. Detected compounds in the unspiked samples (E3N43 and E3N43DL) are qualified "J".

E3N43MS, E3N43MSD  
Pyrene

The relative percent difference (RPD) between the following semivolatile SIM matrix spike and matrix spike duplicate recoveries is outside criteria. Detected compounds in the unspiked sample (E3N43) are qualified "J".

E3N43MS, E3N43MSD  
Acenaphthene

The following semivolatile SIM matrix spike/matrix spike duplicate samples have percent recoveries that are less than the expanded lower acceptance limit. Detected compounds in the unspiked (E3N43) are qualified "J".



Case Number: 38701  
 Site Name: Kinnickinnic River (WI)

SDG Number: E3N10  
 Laboratory: Mitkem

E3N43MS, E3N43MSD  
 Pyrene

The aroclor Form III –MS/MSD Summary was re-calculated using the lowest obtained value for each compound. The RPDs were re-calculated using these values.

E3N43	MS% REC	MSD%REC	RPDs	RPD QC	REC QC
Analytes	µg/kg	µg/kg			
Aroclor-1016	266*	244*	8.6	0-15	29-135
Aroclor-1260	72	45	46.2*	0-20	29-135

The relative percent difference (RPD) between the following aroclor matrix spike and matrix spike duplicate recoveries is outside criteria. Detected compounds in the unspiked sample (E3N43 and E3N43DL) are qualified “J”. Non-detected compounds are not qualified.

E3N43MS / E3N43MSD  
 Aroclor-1260

The following aroclor matrix spike/matrix spike duplicate samples have percent recoveries greater than the upper acceptance criteria. The compound was not detected in the unspiked samples (E3N43 and E3N43DL). Non-detected compounds are not qualified.

E3N43MS / E3N43MSD  
 Aroclor-1016

## 6B. LABORATORY CONTROL SAMPLE

No Problems Found.

## 7. FIELD BLANK AND FIELD DUPLICATE

Samples E3N11 / E3N12 and E3N21 / E3N22 were identified as a field duplicates. No SIM analyses was performed on sample E3N22. Neither sample reported any aroclor compounds. Results are summarized in the following table:

Case Number: 38701  
Site Name: Kinnickinnic River (WI)

SDG Number: E3N10  
Laboratory: Mitkem

	E3N11	E3N12	%RPDs	E3N11DL	E3N12DL	%RPDs
Semivolatile analytes	µg/kg	µg/kg		µg/kg	µg/kg	
Naphthalene	660	420	44.4	ND	ND	
2-Methylnaphthalene	720	420	52.6	ND	ND	
Acenaphthylene	200	160	22.2	ND	ND	
Acenaphthene	2000	940	72.1	1800	ND	200
Fluorene	3500	1700	69.2	2800	1800	43.5
Phenanthrene	32000	19000	51.0	21000	11000	62.5
Anthracene	4900	2200	76.1	5900	2100	95.0
Fluoranthene	35000	31000	12.1	26000	17000	41.9
Pyrene	27000	20000	29.8	17000	11000	42.9
Benzo(a)anthracene	9700	6400	41.0	8200	5400	41.2
Chrysene	10000	8800	12.8	9600	6700	35.6
Benzo(b)fluoranthene	9100	11000	18.9	6600	5100	25.6
Benzo(k)fluoranthene	7800	2400	105.9	4400	2600	51.4
Benzo(a)pyrene	5700	4600	21.4	5100	3400	40.0
Indeno(1,2,3-cd)pyrene	2100	2000	4.9	2500	1700	38.1
Dibenzo(a,h)anthracene	990	860	14.1	ND	ND	
Benzo(g,h,i)perylene	2000	1900	5.1	2300	1700	30.0

	E3N21	E3N22	%RPDs	E3N21DL	E3N22DL	%RPDs
Semivolatile analytes	µg/kg	µg/kg		µg/kg	µg/kg	
Naphthalene	420	490	15.4	ND	620	200
2-Methylnaphthalene	400	380	5.1	ND	ND	
Acenaphthylene	140	420	100.0	ND	ND	
Acenaphthene	950	1200	23.3	1200	990	19.2
Fluorene	1600	2000	22.2	1800	1700	5.7
Phenanthrene	16000	9900	47.1	14000	13000	7.4
Anthracene	2100	2100	0.0	2500	2200	12.8
Fluoranthene	21000	12000	54.5	19000	20000	5.1
Pyrene	20000	6700	99.6	13000	16000	20.7
Benzo(a)anthracene	5200	5500	5.6	5800	8100	33.1
Chrysene	6200	4800	25.5	7000	8900	23.9
Benzo(b)fluoranthene	8200	5400	41.2	5800	9000	43.2
Benzo(k)fluoranthene	2000	1900	5.1	3300	3700	11.4
Benzo(a)pyrene	3400	4000	16.2	3500	5400	42.7
Indeno(1,2,3-cd)pyrene	1200	1800	40.0	1800	3500	64.2
Dibenzo(a,h)anthracene	540	990	58.8	680	1300	62.6
Benzo(g,h,i)perylene	1100	1900	53.3	1800	3900	73.7

Case Number: 38701  
 Site Name: Kinnickinnic River (WI)

SDG Number: E3N10  
 Laboratory: Mitkem

	E3N11	E3N12	%RPDs
Semivolatile SIM analytes	µg/kg	µg/kg	
Naphthalene	580	370	44.2
2-Methylnaphthalene	610	340	56.8
Acenaphthylene	78	59	27.7
Acenaphthene	1600	740	73.5
Fluorene	2600	1300	66.7
Phenanthrene	9000	7200	22.2
Anthracene	4100	1900	73.3
Fluoranthene	9300	8800	5.5
Pyrene	7700	6800	12.4
Benzo(a)anthracene	6700	4900	31.0
Chrysene	7200	6200	14.9
Benzo(b)fluoranthene	7700	6300	20.0
Benzo(k)fluoranthene	3600	2500	36.1
Benzo(a)pyrene	4600	3300	32.9
Indeno(1,2,3-cd)pyrene	900	760	16.9
Dibenzo(a,h)anthracene	410	320	24.7
Benzo(g,h,i)perylene	740	670	9.9

Results are not qualified based upon the results of the field duplicates.

## 8. INTERNAL STANDARDS

The following semivolatile samples have internal standard area counts that are outside the upper limit of primary criteria. Detected compounds are qualified "J". Non-detected compounds are not qualified unless qualified otherwise for non-compliance with another criterion.

E3N14, E3N34

Phenanthrene, Anthracene, Fluoranthene

E3N16

Naphthalene, 2-Methylnaphthalene, Acenaphthylene, Acenaphthene, Fluorene, Phenanthrene, Anthracene, Fluoranthene, Pyrene, Benzo(a)anthracene, Chrysene

E3N22

Pyrene, Benzo(a)anthracene, Chrysene, Benzo(b)fluoranthene, Benzo(k)fluoranthene, Benzo(a)pyrene, Indeno(1,2,3-cd)pyrene, Dibenzo(a,h)anthracene, Benzo(g,h,i)perylene

E3N23, E3N35

Phenanthrene, Anthracene, Fluoranthene, Pyrene, Benzo(a)anthracene, Chrysene, Benzo(b)fluoranthene, Benzo(k)fluoranthene, Benzo(a)pyrene, Indeno(1,2,3-cd)pyrene, Dibenzo(a,h)anthracene, Benzo(g,h,i)perylene

Case Number: 38701  
Site Name: Kinnickinnic River (WI)

Page 9 of 16  
SDG Number: E3N10  
Laboratory: Mitkem

E3N35RE

Acenaphthylene, Acenaphthene, Fluorene, Phenanthrene, Anthracene, Fluoranthene, Pyrene, Benzo(a)anthracene, Chrysene, Benzo(b)fluoranthene, Benzo(k)fluoranthene, Benzo(a)pyrene, Indeno(1,2,3-cd)pyrene, Dibenzo(a,h)anthracene, Benzo(g,h,i)perylene

The following semivolatile samples have internal standard area counts that are outside the lower limit of primary criteria and greater than 20% of the associated 12 hour standard. Detected compounds are qualified "J".

E3N43

Naphthalene, 2-Methylnaphthalene

E3N43MS, E3N43MSD

Pyrene, Benzo(a)anthracene, Chrysene, Benzo(b)fluoranthene, Benzo(k)fluoranthene, Benzo(a)pyrene, Indeno(1,2,3-cd)pyrene, Dibenzo(a,h)anthracene, Benzo(g,h,i)perylene

## 9. COMPOUND IDENTIFICATION

After reviewing the mass spectra and chromatograms it appears that all SV, SV-SIM and Aroclor compounds were properly identified.

## 10. COMPOUND QUANTITATION AND REPORTED DETECTION LIMITS

The following semivolatile samples have analyte concentrations below the quantitation limit (CRQL). Detected compounds are qualified "J".

E3N10, E3N11, E3N12, E3N14, E3N16, E3N19, E3N20, E3N21, E3N34

Acenaphthylene

E3N10DL

Naphthalene, Fluorene, Anthracene, Benzo(k)fluoranthene, Indeno(1,2,3-cd)pyrene, Dibenzo(a,h)anthracene, Benzo(g,h,i)perylene

E3N11DL

Acenaphthene, Fluorene, Benzo(k)fluoranthene, Benzo(a)pyrene, Indeno(1,2,3-cd)pyrene, Benzo(g,h,i)perylene

E3N12DL

Fluorene, Anthracene, Benzo(a)anthracene, Benzo(b)fluoranthene, Benzo(k)fluoranthene, Benzo(a)pyrene, Indeno(1,2,3-cd)pyrene, Benzo(g,h,i)perylene

E3N14DL

Acenaphthene, Fluorene, Anthracene, Benzo(k)fluoranthene, Indeno(1,2,3-cd)pyrene, Benzo(g,h,i)perylene

Case Number: 38701  
Site Name: Kinnickinnic River (WI)

SDG Number: E3N10  
Laboratory: Mitkem

E3N15, E3N17, E3N24

Naphthalene, 2-Methylnaphthalene, Acenaphthylene, Dibenzo(a,h)anthracene

E3N15DL

Acenaphthene, Fluorene, Indeno(1,2,3-cd)pyrene, Dibenzo(a,h)anthracene

E3N16DL

Naphthalene, 2-Methylnaphthalene, Acenaphthene, Fluorene, Anthracene,  
Dibenzo(a,h)anthracene, Benzo(g,h,i)perylene

E3N17DL, E3N26DL

2-Methylnaphthalene, Acenaphthene, Fluorene, Anthracene, Indeno(1,2,3-cd)pyrene,  
Dibenzo(a,h)anthracene, Benzo(g,h,i)perylene

E3N19DL

2-Methylnaphthalene, Acenaphthene, Fluorene, Dibenzo(a,h)anthracene

E3N20DL

Acenaphthene, Fluorene, Indeno(1,2,3-cd)pyrene, Dibenzo(a,h)anthracene,  
Benzo(g,h,i)perylene

E3N21DL

Acenaphthene, Fluorene, Anthracene, Indeno(1,2,3-cd)pyrene, Dibenzo(a,h)anthracene,  
Benzo(g,h,i)perylene

E3N22DL

Naphthalene, Acenaphthene, Fluorene, Anthracene, Dibenzo(a,h)anthracene

E3N23DL

Acenaphthene, Fluorene, Anthracene, Indeno(1,2,3-cd)pyrene, Dibenzo(a,h)anthracene

E3N24DL

Acenaphthene, Fluorene, Anthracene, Benzo(k)fluoranthene, Indeno(1,2,3-cd)pyrene,  
Dibenzo(a,h)anthracene, Benzo(g,h,i)perylene

E3N26, E3N43, E3N43MS, E3N43MSD

Naphthalene, Acenaphthylene

E3N34DL

Naphthalene, 2-Methylnaphthalene, Indeno(1,2,3-cd)pyrene, Dibenzo(a,h)anthracene,  
Benzo(g,h,i)perylene

E3N35, E3N35RE

Phenanthrene, Fluoranthene

Case Number: 38701  
Site Name: Kinnickinnic River (WI)

Page 11 of 16  
SDG Number: E3N10  
Laboratory: Mitkem

E3N43DL  
Acenaphthene, Fluorene, Dibenzo(a,h)anthracene

The following semivolatile SIM samples have analyte concentrations below the quantitation limit (CRQL). Detected compounds are qualified "J".

E3N17DL  
Acenaphthylene

The following aroclor samples have analyte concentrations below the quantitation limit (CRQL). Detected compounds are qualified "J".

ALCS5Q  
Aroclor-1016, Aroclor-1260

E3N26DL  
Aroclor-1254

The relative percent difference between analyte results for the following aroclor samples is greater than 25% and the concentration  $\geq 25\%$  CRQL. Detected compounds are qualified "J".

E3N10, E3N34DL  
Aroclor-1254

E3N19, E3N26DL  
Aroclor-1242

E3N26  
Aroclor-1242, Aroclor-1248

E3N34  
Aroclor-1242, Aroclor-1254, Aroclor-1260

E3N43DL  
Aroclor-1248

E3N43MS, E3N43MSD  
Aroclor-1016

## 11. SYSTEM PERFORMANCE

GC/MS baseline indicated acceptable performance. The GC baseline for the aroclor analyses were acceptable.

## 12. ADDITIONAL INFORMATION

The CADRE spreadsheets did not include the following Aroclor samples. Form Is for these samples are included with the hard copy data package.

ALCS3G, ALCS5Q

The following SVOA samples have reported concentrations that exceeded the instrument's linear calibration range. These results were flagged "E" by the laboratory and are estimated "J". The results from the diluted samples should be used for result validation.

E3N10, E3N19, E3N26

Phenanthrene, Fluoranthene, Pyrene, Benzo(a)anthracene, Chrysene,  
Benzo(b)fluoranthene, Benzo(k)fluoranthene, Benzo(a)pyrene

E3N11, E3N34

Phenanthrene, Anthracene, Fluoranthene, Pyrene, Benzo(a)anthracene, Chrysene,  
Benzo(b)fluoranthene, Benzo(k)fluoranthene, Benzo(a)pyrene

E3N12, E3N20, E3N43

Phenanthrene, Fluoranthene, Pyrene, Benzo(a)anthracene, Chrysene,  
Benzo(b)fluoranthene, Benzo(a)pyrene

E3N14

Phenanthrene, Anthracene, Fluoranthene, Pyrene, Benzo(a)anthracene, Chrysene,  
Benzo(b)fluoranthene, Benzo(a)pyrene

E3N15

Pyrene

E3N16, E3N24

Phenanthrene, Fluoranthene, Pyrene

E3N17

Fluoranthene

E3N21, E3N22

Phenanthrene, Fluoranthene, Pyrene, Benzo(a)anthracene, Chrysene,  
Benzo(b)fluoranthene

E3N23

Phenanthrene, Fluoranthene, Pyrene, Benzo(b)fluoranthene

Case Number: 38701  
Site Name: Kinnickinnic River (WI)

SDG Number: E3N10  
Laboratory: Mitkem

The following semivolatile samples have reported concentrations that exceeded the instrument's linear calibration range. These results were flagged "E" by the laboratory and are estimated "J". No further diluted analysis was performed since this sample was used for QC purposes only.

E3N43MS, E3N43MSD

Phenanthrene, Fluoranthene, Pyrene, Benzo(a)anthracene, Chrysene,  
Benzo(b)fluoranthene, Benzo(k)fluoranthene, Benzo(a)pyrene

The following semivolatile samples have raw data that does not match the Form I's. All samples were recalculated and the Form I's are determined to be correct results. The raw data calculations do not account for the percent moisture. No sample results were qualified for this discrepancy.

E3N43, E3N43DL, E3N43MS, E3N43MSD

The following semivolatile SIM samples have reported concentrations that exceed the instrument's linear calibration range in the original and diluted analysis. The results are flagged "E" by the laboratory and are estimated "J". The results with qualification from the diluted samples should be used for result validation.

E3N15

Acenaphthene, Fluorene, Phenanthrene, Anthracene, Fluoranthene, Pyrene,  
Benzo(a)anthracene, Chrysene, Benzo(b)fluoranthene, Benzo(k)fluoranthene,  
Benzo(a)pyrene, Indeno(1,2,3-cd)pyrene, Dibenzo(a,h)anthracene, Benzo(g,h,i)perylene

E3N15DL

Phenanthrene, Anthracene, Fluoranthene, Pyrene, Benzo(a)anthracene, Chrysene,  
Benzo(b)fluoranthene, Benzo(k)fluoranthene, Benzo(a)pyrene

E3N17

2-Methylnaphthalene, Acenaphthene, Fluorene, Phenanthrene, Anthracene, Fluoranthene,  
Pyrene, Benzo(a)anthracene, Chrysene, Benzo(b)fluoranthene, Benzo(k)fluoranthene,  
Benzo(a)pyrene, Indeno(1,2,3-cd)pyrene, Dibenzo(a,h)anthracene, Benzo(g,h,i)perylene

E3N17DL

Phenanthrene, Anthracene, Fluoranthene, Pyrene, Benzo(a)anthracene, Chrysene,  
Benzo(b)fluoranthene, Benzo(k)fluoranthene, Benzo(a)pyrene

The following semivolatile SIM samples have reported concentrations that exceed the instrument's linear calibration range. The results are flagged "E" by the laboratory and are estimated "J". The following samples were only analyzed once (at a dilution) for SVOA SIM analysis.



Case Number: 38701  
Site Name: Kinnickinnic River (WI)

SDG Number: E3N10  
Laboratory: Mitkem

## E3N10

Naphthalene, Acenaphthene, Fluorene, Phenanthrene, Anthracene, Fluoranthene, Pyrene, Benzo(a)anthracene, Chrysene, Benzo(b)fluoranthene, Benzo(k)fluoranthene, Benzo(a)pyrene, Indeno(1,2,3-cd)pyrene, Benzo(g,h,i)perylene

## E3N11, E3N14, E3N16, E3N34

Naphthalene, 2-Methylnaphthalene, Acenaphthene, Fluorene, Phenanthrene, Anthracene, Fluoranthene, Pyrene, Benzo(a)anthracene, Chrysene, Benzo(b)fluoranthene, Benzo(k)fluoranthene, Benzo(a)pyrene, Indeno(1,2,3-cd)pyrene, Benzo(g,h,i)perylene

## E3N12, E3N20, E3N21, E3N26

Acenaphthene, Fluorene, Phenanthrene, Anthracene, Fluoranthene, Pyrene, Benzo(a)anthracene, Chrysene, Benzo(b)fluoranthene, Benzo(k)fluoranthene, Benzo(a)pyrene, Indeno(1,2,3-cd)pyrene, Benzo(g,h,i)perylene

## E3N19

2-Methylnaphthalene, Acenaphthene, Fluorene, Phenanthrene, Anthracene, Fluoranthene, Pyrene, Benzo(a)anthracene, Chrysene, Benzo(b)fluoranthene, Benzo(k)fluoranthene, Benzo(a)pyrene, Indeno(1,2,3-cd)pyrene, Benzo(g,h,i)perylene

## E3N24

Fluorene, Phenanthrene, Anthracene, Fluoranthene, Pyrene, Benzo(a)anthracene, Chrysene, Benzo(b)fluoranthene, Benzo(k)fluoranthene, Benzo(a)pyrene

## E3N43

Acenaphthene, Fluorene, Phenanthrene, Anthracene, Fluoranthene, Pyrene, Benzo(a)anthracene, Chrysene, Benzo(b)fluoranthene, Benzo(k)fluoranthene, Benzo(a)pyrene, Indeno(1,2,3-cd)pyrene, Dibenz(a,h)anthracene, Benzo(g,h,i)perylene

The following semivolatile SIM samples have reported concentrations that exceeded the instrument's linear calibration range. These results were flagged "E" by the laboratory and are estimated "J". The results from the diluted samples should be used for result validation.

## E3N35

Phenanthrene, Fluoranthene, Pyrene

The following semivolatile SIM samples have reported concentrations that exceeded the instrument's linear calibration range. These results were flagged "E" by the laboratory and are estimated "J". No further diluted analysis was performed since this sample was used for QC purposes only.

## E3N43MS, E3N43MSD

Acenaphthene, Fluorene, Phenanthrene, Anthracene, Fluoranthene, Pyrene, Benzo(a)anthracene, Chrysene, Benzo(b)fluoranthene, Benzo(k)fluoranthene, Benzo(a)pyrene, Indeno(1,2,3-cd)pyrene, Dibenz(a,h)anthracene, Benzo(g,h,i)perylene

Case Number: 38701  
Site Name: Kinnickinnic River (WI)

SDG Number: E3N10  
Laboratory: Mitkem

The following semivolatile SIM samples have raw data that does not match the Form I's. All samples were recalculated and the Form I's are determined to be correct results. The raw data calculations do not account for the percent moisture. No sample results were qualified for this discrepancy.

E3N43

The following Aroclor samples have reported concentrations that exceeded the instrument's linear calibration range. These results were flagged "E" by the laboratory and are estimated "J". The results from the diluted samples should be used for result validation.

E3N26  
Aroclor-1242, Aroclor-1248

E3N34  
Aroclor-1242

E3N43  
Aroclor-1248, Aroclor-1254, Aroclor-1260

The following aroclor samples have reported concentrations that exceeded the instrument's linear calibration range. These results were flagged "E" by the laboratory and are estimated "J". No further diluted analysis was performed since this sample was used for QC purposes only.

E3N43MS, E3N43MSD  
Aroclor-1248, Aroclor-1254

CADRE Data Qualifier Sheet

<u>Qualifiers</u>	<u>Data Qualifier Definitions</u>
U	The analyte was analyzed for, but was not detected above the reported sample quantitation limit.
J	The analyte was positively identified; the associated numerical value is an approximate concentration of the analyte in the sample.
UJ	The analyte was not detected above the reported sample quantitation limit. However, the reported quantitation limit is approximate and may or may not represent the action limit of quantitation necessary to accurately and precisely measure the analyte in the sample.
N	The analysis indicates the presence of an analyte for which there is presumptive evidence to make a tentative identification.
NJ	The analysis indicates the presence of an analyte for which there is presumptive evidence to make a tentative identification and the associated numerical value represents its approximate concentration.
R	The data are unusable. (The compound may or may not be present.)

UNITED STATES ENVIRONMENTAL PROTECTION AGENCY  
REGION V  
SUPERFUND DIVISION

DATE:

SUBJECT: Review of Data  
Received for Review on: September 4, 2009

FROM: Stephen L. Ostrodka, Chief (SRT-5J)  
Superfund Field Services Section

TO: Data User: GLNPO / Ch2mHill

We have reviewed the data for the following case:

Site Name: Kinnickinnic River (15080102), WI

Case Number: 38701 SDG Number: E3N42

Number and Type of Samples: 20 soil samples (SVOA, SVOA SIM, Aroclors)

Sample Numbers: E3N42, E3N44 – E3N53, E3N67 – E3N71, E3N85 – E3N88

Laboratory: Mitkem Laboratories Hrs for Review: \_\_\_\_\_

Following are our findings:

CC: Howard Pham  
Region 5 TPO  
Mail Code: SRT-5J

Case Number: 38701  
Site Name: Kinnickinnic River (WI)

SDG Number: E3N42  
Laboratory: Mitkem Laboratories

**Below is a summary of the out-of-control audits and the possible effects on the data for this case:**

Twenty (20) soil samples labeled E3N42, E3N44 – E3N53, E3N67 – E3N71, and E3N85 – E3N88 were collected on 08-13-09. The samples were received by Mitkem Laboratories located in Warwick, RI on 08-14-09. All samples arrived intact and at the proper shipping temperature range of 2 - 6°C. All samples were analyzed according to CLP SOW SOM01.2 (6/2007) with modifications listed in the Modification Reference Number 1760.0, Title PAH only letter which is included with the data package. The samples were reviewed according to the NFG for SOM01.2; the SOP for ESAT 5/TechLaw Validation of Contract Laboratory Program Organic Data (Version 2.3) and the Region 2 SOP for Data Validation and the GLNPO request.

All twenty (20) samples were analyzed for PAHs (Polycyclic Aromatic Hydrocarbons) using SVOA full scan and the aroclor compounds. Seventeen (17) samples which have either a PAH compound reported as non-detected or with a “J” flag in the initial SVOA analyses were analyzed for the SVOA SIM scan. The sample analyses are summarized in the following table:

EPA sample ID	SVOA full scan	SVOA SIM	Aroclor
E3N42	X	X	X
E3N42DL	X		X
E3N44	X	X	X
E3N44DL	X		X
E3N45	X	X	X
E3N45DL	X		X
E3N46	X	X	X
E3N46DL	X		
E3N47	X	X	X
E3N47DL	X		
E3N48	X	X	X
E3N48MS		X	
E3N48MS		X	
E3N48RE		X	
E3N49	X	X	X
E3N49DL	X		
E3N50	X	X	X
E3N50DL	X		
E3N51	X	X	X
E3N51DL	X		
E3N52	X	X	X
E3N52DL	X		
E3N53	X	X	X
E3N53DL	X		
E3N67	X		X
E3N67DL	X		
E3N68	X	X	X
E3N68DL		X	

EPA sample ID	SVOA full scan	SVOA SIM	Aroclor
E3N69	X	X	X
E3N69DL	X		X
E3N70	X	X	X
E3N70DL	X		X
E3N71	X	X	X
E3N71DL	X		X
E3N85	X	X	X
E3N85DL	X		
E3N86	X	X	X
E3N86DL	X		X
E3N87	X		X
E3N87DL	X		
E3N88	X		X
E3N88DL	X		
E3N88MS	X		X
E3N88MSD	X		X

The SVOA and SVOA SIM samples were analyzed for the following PAH analytes:

Naphthalene	2-Methylnaphthalene	Acenaphthylene
Acenaphthene	Fluorene	Phenanthrene
Anthracene	Fluoranthene	Pyrene
Benzo(a)anthracene	Chrysene	Benzo(b)fluoranthene
Benzo(k)fluoranthene	Benzo(a)pyrene	Indeno(1,2,3-cd)pyrene
Dibenzo(a,h)anthracene	Benzo(g,h,i)perylene	

Sample E3N88 was designated by the samplers to be used for laboratory QC, i.e. MS / MSD analyses. Sample E3N88 was used as the MS / MSD for the SVOA and Aroclor fractions. Sample E3N48 was used as the MS /MSD for the SVOA SIM fraction.

Samples E3N44/E3N45, E3N52/E3N53 and E3N85/E3N86 are field duplicate pairs. No samples are identified as field blanks.

### 1. HOLDING TIME

The following SVOA SIM soil samples are outside primary extraction holding time criteria. Detected compounds are qualified "J". Non-detected compounds are qualified "UJ".

E3N48MS, E3N48MSD

### 2. GC INSTRUMENT PERFORMANCE

The following SVOA samples have an instrument performance check with ion abundance outside criteria. Detected and non-detected compounds are not qualified.

SBLK4Y

### 3. CALIBRATION

Calibration curves of 5.0, 10, 20, 40, 80 ng/ul for SVOA and 0.1, 0.2, 0.4, 0.8, 1.0 ng/ul for SVOA SIM as required by the SOW SOM01.2 were used to quantitate the PAH results.

The following SVOA samples are associated with an initial calibration percent relative standard deviation (%RSD) outside criteria. Non-detected Fluorene in samples E3N48 and SBLK2F is not qualified. Detected Fluorene in the remaining samples is qualified "J".

E3N42DL, E3N44DL, E3N45DL, E3N46DL, E3N47DL, E3N48, E3N49DL,  
E3N50DL, E3N51DL, E3N52DL, E3N53DL, E3N71, E3N85DL, E3N86DL,  
E3N87DL, E3N88DL, SBLK2F  
Fluorene

The following SVOA samples are associated with a continuing calibration in which a surrogate/DMC exceeded percent difference (%D) criteria. Detected and non-detected compounds are not qualified.

E3N71  
Pyrene-d<sub>10</sub>

The following SVOA samples are associated with an opening CCV percent difference (%D) outside criteria. Non-detected Benzo(g,h,i)perylene in sample E3N48 is qualified "UJ". Detected Benzo(k)fluoranthene and Benzo(g,h,i)perylene in the remaining samples are qualified "J".

Benzo(k)fluoranthene  
E3N42, E3N44, E3N45, E3N46, E3N47, E3N49, E3N50, E3N51, E3N52, E3N53,  
E3N85, E3N86, E3N87, E3N88, E3N88MS, E3N88MSD

Benzo(g,h,i)perylene  
E3N42DL, E3N44DL, E3N45DL, E3N46DL, E3N47DL, E3N48, E3N49DL,  
E3N50DL, E3N51DL, E3N52DL, E3N53DL, E3N85DL, E3N86DL, E3N87DL,  
E3N88DL

#### 4. BLANKS

No problems were found.

#### 5. DEUTERATED MONITORING COMPOUND AND SURROGATE RECOVERY

The following diluted SVOA samples with dilution factors less than or equal to 5 have deuterated monitoring compound recovery above the upper limit of the criteria window. Detected compounds are qualified "J".

E3N42  
Phenanthrene, Anthracene

The following SVOA samples have deuterated monitoring compound recovery below the lower limit of the criteria window. Detected compounds are qualified "J".

E3N47, E3N86  
Fluoranthene, Pyrene, Benzo(a)anthracene, Chrysene

E3N85  
Fluoranthene, Pyrene, Benzo(a)anthracene, Chrysene, Benzo(b)fluoranthene,  
Benzo(k)fluoranthene, Benzo(a)pyrene, Indeno(1,2,3-cd)pyrene,  
Dibenzo(a,h)anthracene, Benzo(g,h,i)perylene

The following diluted SVOA samples with dilution factors greater than 5 have deuterated monitoring compound recovery above the upper limit of the criteria window. Detected and non-detected compounds are not qualified.

E3N69DL, E3N70DL  
Phenanthrene, Anthracene

E3N42DL  
Phenanthrene, Anthracene, Benzo(b)fluoranthene, Benzo(k)fluoranthene,  
Benzo(a)pyrene, Indeno(1,2,3-cd)pyrene, Dibenzo(a,h)anthracene,  
Benzo(g,h,i)perylene

The following diluted SVOA samples with dilution factors greater than 5 have deuterated monitoring compound recovery below the lower limit of the criteria window. Detected and non-detected compounds are not qualified.



Case Number: 38701  
Site Name: Kinnickinnic River (WI)

Page 6 of 21  
SDG Number: E3N42  
Laboratory: Mitkem Laboratories

E3N44DL, E3N45DL, E3N85DL  
Fluoranthene, Pyrene, Benzo(a)anthracene, Chrysene

The following diluted SVOA SIM samples with dilution factors greater than 5 have deuterated monitoring compound recovery below the lower limit of the criteria window. Detected and non-detected compounds are not qualified.

E3N42, E3N44, E3N45, E3N46, E3N47, E3N49, E3N50, E3N51, E3N52, E3N53, E3N68DL, E3N69, E3N70, E3N71, E3N85, E3N86  
Naphthalene, 2-Methylnaphthalene, Acenaphthylene, Acenaphthene, Fluorene, Phenanthrene, Anthracene, Fluoranthene, Pyrene, Benzo(a)anthracene, Chrysene, Benzo(b)fluoranthene, Benzo(k)fluoranthene, Benzo(a)pyrene, Indeno(1,2,3-cd)pyrene, Dibenzo(a,h)anthracene, Benzo(g,h,i)perylene

The following diluted aroclor samples with dilution factors greater than 5 have surrogate percent recoveries that are greater than 200%. Detected and non-detected compounds are not qualified.

E3N42DL, E3N69DL, E3N70DL, E3N86DL

The following diluted aroclor samples with dilution factors less than or equal to 5 have surrogate percent recoveries that are greater than 200% on only 1 GC column. Detected and non-detected compounds are not qualified as the lower of the 2 possible values (i.e. the reported value) is within the acceptance range.

E3N42, E3N69

The following diluted aroclor samples with dilution factors greater than 5 have surrogate percent recoveries which exceed 150% but are less than or equal to 200%. Detected and non-detected compounds are not qualified.

E3N71DL

The following diluted aroclor samples with dilution factors less than or equal to 5 have surrogate percent recoveries which exceed 150% but are less than or equal to 200% on only 1 GC column. Detected and non-detected compounds are not qualified as the lower of the 2 possible values (i.e. the reported value) is within the acceptance range.

E3N44DL, E3N45DL

#### **6A. MATRIX SPIKE/MATRIX SPIKE DUPLICATE**

Sample E3N88 was designated by the samplers to be used for laboratory QC, i.e. MS / MSD analyses. Sample E3N88 was used as the MS / MSD for the SVOA and Aroclor fractions. Sample E3N48 was used as the MS /MSD for the SVOA SIM fraction.

Case Number: 38701  
Site Name: Kinnickinnic River (WI)

Page 7 of 21  
SDG Number: E3N42  
Laboratory: Mitkem Laboratories

The following SVOA matrix spike/matrix spike duplicate samples have percent recoveries that are less than the expanded lower acceptance limit. Detected Pyrene in the unspiked samples (E3N88 and E3N88DL) is qualified "J".

E3N88MS, E3N88MSD  
Pyrene

The relative percent difference (RPD) between the following SVOA SIM matrix spike and matrix spike duplicate recoveries is outside criteria. Non-detected Acenaphthene in the unspiked sample (E3N48) is qualified "UJ".

E3N48MS, E3N48MSD  
Acenaphthene

The following SVOA SIM matrix spike/matrix spike duplicate samples have percent recoveries that are less than the expanded lower acceptance limit. Detected Pyrene in the unspiked sample (E3N48) is qualified "J".

E3N48MS, E3N48MSD  
Pyrene

#### **6B. LABORATORY CONTROL SAMPLE**

No problems were found.

#### **7. FIELD BLANK AND FIELD DUPLICATE**

Samples E3N44/E3N45, E3N52/E3N53 and E3N85/E3N86 are a field duplicate pairs. No samples are identified as field blanks.

The results for the duplicate samples E3N44 and E3N45 are summarized in the following tables:

Case Number: 38701

SDG Number: E3N42

Site Name: Kinnickinnic River (WI)

Laboratory: Mitkem Laboratories

SVOA results in ug/Kg						
EPA sample ID	E3N44 DF = 1.0	E3N45 DF = 1.0		E3N44DL DF = 10.0	E3N45DL DF = 10.0	
SVOA analytes			RPD			RPDs
Naphthalene	290	230	23	2900 U	2900 U	0
2-Methylnaphthalene	290	310	6.7	2900 U	2900 U	0
Acenaphthylene	260	260	0.0	2900 U	2900 U	0
Acenaphthene	740	670	9.9	2900 U	2900 U	0
Fluorene	1200	1100	8.7	800	720	10
Phenanthrene	8500	8100	4.8	9900	9300	6.3
Anthracene	1900	1600	17	1300	1100	17
Fluoranthene	12000	13000	8.0	23000	19000	19
Pyrene	7700	8300	7.5	12000	13000	8.0
Benzo(a)anthracene	4300	4900	13	7100	5000	35
Chrysene	6900	5900	16	7500	7900	5.2
Benzo(b)fluoranthene	5500	5900	7.0	8700	8000	8.4
Benzo(k)fluoranthene	4200	2700	44	4600	4300	6.7
Benzo(a)pyrene	4900	4300	13	5100	4800	6.1
Indeno(1,2,3-cd)pyrene	2900	2400	19	1900	1600	17
Dibenzo(a,h)anthracene	1100	900	20	610	2900 U	200
Benzo(g,h,i)perylene	3100	2600	18	1900	1700	11

SVOA SIM results in ug/Kg			
EPA sample ID	E3N44 DF = 8.0	E3N45 DF = 8.0	
SVOA SIM analytes			RPDs
Naphthalene	320	380	17
2-Methylnaphthalene	460	570	21
Acenaphthylene	270	210	25
Acenaphthene	910	810	12
Fluorene	1600	1600	0.0
Phenanthrene	13000	12000	8.0
Anthracene	3400	3100	9.2
Fluoranthene	16000	14000	13
Pyrene	9100	11000	19
Benzo(a)anthracene	7500	8600	14
Chrysene	8500	10000	16
Benzo(b)fluoranthene	14000	14000	0.0
Benzo(k)fluoranthene	7500	5900	24
Benzo(a)pyrene	10000	9000	10
Indeno(1,2,3-cd)pyrene	4400	3800	15
Dibenzo(a,h)anthracene	1600	1500	6.5
Benzo(g,h,i)perylene	4300	3800	12

Reviewed by: Steffanie Tobin / Techlaw-ESAT

Date: October 13, 2009

Aroclor results in ug/Kg						
	E3N44	E3N45		E3N44DL	E3N45DL	
Analytes	DF = 1.0	DF = 1.0	RPDs	DF = 5.0	DF = 5.0	RPDs
Aroclor-1254	910	990	8.4	1100	1100	0
Aroclor-1260	330	360	8.7	410	430	4.8

The results for the duplicate samples E3N52 and E3N53 are summarized in the following tables:

SVOA results in ug/Kg						
EPA sample ID	E3N52	E3N53		E3N52DL	E3N53DL	
	DF = 1.0	DF = 1.0		DF = 10.0	DF = 10.0	
SVOA analytes			RPDs			RPDs
Naphthalene	270	300	10	2500 U	2500 U	0.0
2-Methylnaphthalene	220	240	8.7	2500 U	2500 U	0.0
Acenaphthylene	210	180	15	2500 U	2500 U	0.0
Acenaphthene	670	720	7.2	700	710	1.4
Fluorene	1100	1100	0.0	1000	1000	0.0
Phenanthrene	9800	9900	1.0	12000	13000	8.0
Anthracene	1700	1500	12	1400	1300	7.4
Fluoranthene	15000	16000	6.5	20000	21000	4.9
Pyrene	10000	9600	4.1	13000	14000	7.4
Benzo(a)anthracene	5300	5000	5.8	7100	7500	5.5
Chrysene	7100	6700	5.8	8000	8900	11
Benzo(b)fluoranthene	7700	7900	2.6	8000	8700	8.4
Benzo(k)fluoranthene	3100	3400	9.2	5300	5800	9.0
Benzo(a)pyrene	4500	4500	0.0	4500	4600	2.2
Indeno(1,2,3-cd)pyrene	2400	2500	4.1	1700	1800	5.7
Dibenzo(a,h)anthracene	970	1100	13	660	720	8.7
Benzo(g,h,i)perylene	2200	2200	0.0	1400	1600	13

<b>SVOA SIM results in ug/Kg</b>			
EPA sample ID	<b>E3N52</b> DF = 8.0	<b>E3N53</b> DF = 8.0	
SVOA SIM analytes			RPDs
Naphthalene	340	300	12
2-Methylnaphthalene	300	270	10
Acenaphthylene	170	150	12
Acenaphthene	830	670	21
Fluorene	1200	960	22
Phenanthrene	7400	6300	16
Anthracene	1500	1200	22
Fluoranthene	10000	8800	13
Pyrene	5500	4800	14
Benzo(a)anthracene	4500	4000	12
Chrysene	4100	3700	10
Benzo(b)fluoranthene	4300	3900	9.8
Benzo(k)fluoranthene	2100	1700	21
Benzo(a)pyrene	3100	2800	10
Indeno(1,2,3-cd)pyrene	1800	1600	12
Dibenzo(a,h)anthracene	830	680	20
Benzo(g,h,i)perylene	1900	1700	11

The results for the duplicate samples E3N85 and E3N86 are summarized in the following tables:

<b>SVOA results in ug/Kg</b>						
EPA sample ID	<b>E3N85</b> DF = 1.0	<b>E3N86</b> DF = 1.0		<b>E3N85DL</b> DF = 10.0	<b>E3N86DL</b> DF = 10.0	
SVOA analytes			RPDs			RPDs
Naphthalene	270	410	41	2700 U	2600 U	0.0
2-Methylnaphthalene	230	300	26	2700 U	2600 U	0.0
Acenaphthylene	190	140	30	2700 U	2600 U	0.0
Acenaphthene	740	570	26	840	640	27
Fluorene	890	790	12	990	910	8.4
Phenanthrene	8800	5400	48	11000	11000	0.0
Anthracene	1700	1200	34	1600	1900	17
Fluoranthene	14000	6700	70	19000	23000	19
Pyrene	8600	4600	61	12000	15000	22
Benzo(a)anthracene	4500	2500	57	6600	8100	20
Chrysene	5900	2500	81	7100	9500	29
Benzo(b)fluoranthene	5400	2700	67	7100	9100	25
Benzo(k)fluoranthene	4500	1800	86	4800	6600	32
Benzo(a)pyrene	4600	2500	59	4600	5900	25
Indeno(1,2,3-cd)pyrene	2100	1100	62	1600	2100	27
Dibenzo(a,h)anthracene	810	480	51	560	670	18
Benzo(g,h,i)perylene	2000	1200	50	1400	1700	19

<b>SVOA SIM results in ug/Kg</b>			
EPA sample ID	<b>E3N85</b> DF = 8.0	<b>E3N86</b> DF = 8.0	
SVOA SIM analytes			RPDs
Naphthalene	390	380	2.6
2-Methylnaphthalene	420	380	10
Acenaphthylene	210	310	38
Acenaphthene	1200	940	24
Fluorene	1400	1400	0.0
Phenanthrene	9300	9000	3.3
Anthracene	2200	2200	0.0
Fluoranthene	13000	14000	7.4
Pyrene	10000	11000	9.5
Benzo(a)anthracene	9200	10000	8.3
Chrysene	7600	8000	5.1
Benzo(b)fluoranthene	7800	7900	1.3
Benzo(k)fluoranthene	4000	4200	4.9
Benzo(a)pyrene	6100	6300	3.2
Indeno(1,2,3-cd)pyrene	3500	4500	25
Dibenzo(a,h)anthracene	1300	1500	14
Benzo(g,h,i)perylene	3600	4200	15

<b>Aroclor results in ug/Kg</b>						
	<b>E3N85</b>	<b>E3N86</b>		<b>E3N85DL</b>	<b>E3N86DL</b>	
Analytes	DF = 1.0	DF = 1.0	RPDs	DF =	DF = 7.0	RPDs
Aroclor-1248	51U	1000	200	NA	1300	NA
Aroclor-1254	470	1100	80	NA	1300	NA
Aroclor-1260	190	340	57	NA	420	NA

Results are not qualified based upon the results of the field duplicates.

## 8. INTERNAL STANDARDS

The following SVOA samples have internal standard area counts that are outside the upper limit of primary criteria. Detected compounds are qualified "J".

E3N42

Benzo(b)fluoranthene, Benzo(k)fluoranthene, Benzo(a)pyrene, Indeno(1,2,3-cd)pyrene, Dibenzo(a,h)anthracene, Benzo(g,h,i)perylene

E3N67

Naphthalene, 2-Methylnaphthalene, Acenaphthylene, Acenaphthene, Fluorene, Phenanthrene, Anthracene, Fluoranthene, Pyrene, Benzo(a)anthracene, Chrysene, Benzo(b)fluoranthene, Benzo(k)fluoranthene, Benzo(a)pyrene, Indeno(1,2,3-cd)pyrene, Dibenzo(a,h)anthracene, Benzo(g,h,i)perylene

E3N69

Napthalene, 2-Methylnapthalene, Acenaphthylene, Acenaphthene, Fluorene, Pyrene, Benzo(a)anthracene, Chrysene, Benzo(b)fluoranthene, Benzo(k)fluoranthene, Benzo(a)pyrene, Indeno(1,2,3-cd)pyrene, Dibenzo(a,h)anthracene, Benzo(g,h,i)perylene

E3N70

Napthalene, 2-Methylnapthalene, Benzo(b)fluoranthene, Benzo(k)fluoranthene, Benzo(a)pyrene, Indeno(1,2,3-cd)pyrene, Dibenzo(a,h)anthracene, Benzo(g,h,i)perylene

The following SVOA samples have internal standard area counts that are outside the lower limit of primary criteria. Detected compounds are qualified "J".

E3N51

Napthalene, 2-Methylnapthalene, Acenaphthylene, Acenaphthene, Fluorene, Benzo(b)fluoranthene, Benzo(k)fluoranthene, Benzo(a)pyrene, Indeno(1,2,3-cd)pyrene, Dibenzo(a,h)anthracene, Benzo(g,h,i)perylene

E3N52, E3N53

Benzo(b)fluoranthene, Benzo(k)fluoranthene, Benzo(a)pyrene, Indeno(1,2,3-cd)pyrene, Dibenzo(a,h)anthracene, Benzo(g,h,i)perylene

E3N85

Napthalene, 2-Methylnapthalene, Benzo(b)fluoranthene, Benzo(k)fluoranthene, Benzo(a)pyrene, Indeno(1,2,3-cd)pyrene, Dibenzo(a,h)anthracene, Benzo(g,h,i)perylene

The following SVOA SIM samples have internal standard area counts that are outside the upper limit of primary criteria. Detected Phenanthrene, Fluoranthene and Benzo(b)fluoranthene in sample E3N48 are qualified "J". Non-detected compounds are not qualified. Non-detected Acenaphthene in sample E3N48 is qualified as "UJ" because of non-compliance RPD in the MS/MSD.

E3N48

Napthalene, 2-Methylnapthalene, Acenaphthylene, Acenaphthene, Fluorene, Phenanthrene, Anthracene, Fluoranthene, Benzo(b)fluoranthene, Benzo(k)fluoranthene, Benzo(a)pyrene, Indeno(1,2,3-cd)pyrene, Dibenzo(a,h)anthracene, Benzo(g,h,i)perylene

E3N48RE

Acenaphthylene, Acenaphthene, Fluorene, Benzo(b)fluoranthene, Benzo(k)fluoranthene, Benzo(a)pyrene, Indeno(1,2,3-cd)pyrene, Dibenzo(a,h)anthracene, Benzo(g,h,i)perylene

## 9. COMPOUND IDENTIFICATION

After reviewing the chromatograms it appears that the SVOA, SVOA SIM and aroclor compounds were properly identified.

## 10. COMPOUND QUANTITATION AND REPORTED DETECTION LIMITS

The following semivolatile samples have compound concentrations less than the CRQL. Detected compounds are qualified "J".

E3N42, E3N69, E3N70  
Naphthalene

E3N42DL, E3N45DL  
Fluorene, Anthracene, Indeno(1,2,3-cd)pyrene, Benzo(g,h,i)perylene

E3N44, E3N45, E3N49  
Naphthalene, Acenaphthylene

E3N44DL, E3N46DL  
Fluorene, Anthracene, Indeno(1,2,3-cd)pyrene, Dibenzo(a,h)anthracene,  
Benzo(g,h,i)perylene

E3N46, E3N52, E3N53  
2-Methylnaphthalene, Acenaphthylene

E3N47, E3N86  
Acenaphthylene

E3N47DL  
Naphthalene, 2-Methylnaphthalene, Acenaphthene, Fluorene, Anthracene,  
Indeno(1,2,3-cd)pyrene, Benzo(g,h,i)perylene

E3N49DL, E3N50DL, E3N51DL, E3N52DL, E3N53DL, E3N85DL, E3N86DL  
Acenaphthene, Fluorene, Anthracene, Indeno(1,2,3-cd)pyrene,  
Dibenzo(a,h)anthracene, Benzo(g,h,i)perylene

E3N50, E3N51, E3N85  
Naphthalene, 2-Methylnaphthalene, Acenaphthylene

E3N67DL  
Naphthalene, Acenaphthene, Fluorene, Anthracene, Indeno(1,2,3-cd)pyrene,  
Dibenzo(a,h)anthracene, Benzo(g,h,i)perylene



Case Number: 38701  
Site Name: Kinnickinnic River (WI)

Page 14 of 21  
SDG Number: E3N42  
Laboratory: Mitkem Laboratories

E3N68  
2-Methylnaphthalene, Anthracene, Benzo(a)anthracene, Chrysene,  
Benzo(b)fluoranthene, Benzo(k)fluoranthene, Benzo(a)pyrene, Indeno(1,2,3-cd)pyrene,  
Benzo(g,h,i)perylene

E3N69DL, E3N71DL  
Acenaphthene, Fluorene, Anthracene, Dibenzo(a,h)anthracene

E3N70DL  
Acenaphthylene, Acenaphthene, Fluorene, Anthracene, Dibenzo(a,h)anthracene

E3N71  
Naphthalene, Acenaphthylene, Dibenzo(a,h)anthracene

E3N87DL  
Naphthalene, Acenaphthene, Fluorene, Indeno(1,2,3-cd)pyrene,  
Dibenzo(a,h)anthracene, Benzo(g,h,i)perylene

E3N88DL  
Acenaphthene, Fluorene, Anthracene, Indeno(1,2,3-cd)pyrene, Benzo(g,h,i)perylene

E3N88MS  
Naphthalene, 2-Methylnaphthalene, Acenaphthylene, Fluorene,  
Dibenzo(a,h)anthracene

E3N88MSD  
Naphthalene, 2-Methylnaphthalene, Acenaphthylene, Dibenzo(a,h)anthracene

The following aroclor samples have compound concentrations less than the CRQL. Detected compounds are qualified "J".

E3N46  
Aroclor-1254

E3N71DL  
Aroclor-1016

The following aroclor samples have percent differences between analyte results in the range of 26-50%. Detected compounds are qualified "J".

E3N42, E3N69, E3N69DL, E3N86DL  
Aroclor-1260

E3N42DL, E3N70, E3N70DL, E3N71DL, E3N86  
Aroclor-1248

The following aroclor samples have percent differences between analyte results in the range of 51-100%. Detected compounds are qualified "J".

E3N44, E3N45, E3N49, E3N50, E3N51, E3N67, E3N85  
Aroclor-1260

E3N46  
Aroclor-1254

E3N71  
Aroclor-1248, Aroclor-1260

The following aroclor samples have percent differences between analyte results exceeding 100%. Detected compounds are qualified "J".

E3N46, E3N70, E3N86  
Aroclor-1260

## 11. SYSTEM PERFORMANCE

GC/MS baseline indicated acceptable performance. The GC baselines for the aroclor analyses were acceptable.

## 12. ADDITIONAL INFORMATION

The following aroclor sample was reported in the EDD spreadsheet but not reported in the CADRE spreadsheet. The laboratory Form Is for this sample is included with the hard copy data package.

ALCS3B

The following initial SVOA (full scan) analyses have compound concentrations which exceed the instruments calibration range. The detected results are qualified "J". The results from the most diluted (sample ID with the suffix "DL") SVOA analyses (full scan) should be considered the final concentrations for the affected compounds.

E3N42 (df=4), E3N46, E3N50  
Phenanthrene, Fluoranthene, Pyrene, Chrysene, Benzo(b)fluoranthene

E3N44  
Phenanthrene, Fluoranthene, Pyrene, Chrysene, Benzo(b)fluoranthene,  
Benzo(a)pyrene

Case Number: 38701  
Site Name: Kinnickinnic River (WI)

Page 16 of 21  
SDG Number: E3N42  
Laboratory: Mitkem Laboratories

E3N45, E3N88  
Phenanthrene, Fluoranthene, Pyrene, Benzo(a)anthracene, Chrysene,  
Benzo(b)fluoranthene

E3N47  
Phenanthrene, Fluoranthene

E3N49, E3N51, E3N52, E3N53, E3N70  
Phenanthrene, Fluoranthene, Pyrene, Benzo(a)anthracene, Chrysene,  
Benzo(b)fluoranthene, Benzo(a)pyrene

E3N67  
Phenanthrene, Fluoranthene, Pyrene, Benzo(b)fluoranthene

E3N69  
Phenanthrene, Fluoranthene, Pyrene, Chrysene, Benzo(b)fluoranthene,  
Benzo(a)pyrene, Benzo(g,h,i)perylene

E3N71  
Phenanthrene, Anthracene, Fluoranthene, Pyrene, Benzo(a)anthracene, Chrysene,  
Benzo(b)fluoranthene, Benzo(a)pyrene

E3N85, E3N87  
Phenanthrene, Fluoranthene, Pyrene, Benzo(a)anthracene, Chrysene,  
Benzo(b)fluoranthene, Benzo(k)fluoranthene, Benzo(a)pyrene

E3N86  
Phenanthrene, Fluoranthene, Pyrene

The following SVOA samples were reanalyzed at the SVOA SIM level of detection because they reported the associated compounds as non-detects (U) from the initial SVOA analyses (full scan). The values obtained from the least diluted SVOA SIM analyses should be considered the final concentrations for the affected compounds.

E3N48  
Naphthalene, 2-Methylnaphthalene, Acenaphthylene, Acenaphthene, Fluorene,  
Phenanthrene, Anthracene, Fluoranthene, Pyrene, Benzo(a)anthracene, Chrysene,  
Benzo(b)fluoranthene, Benzo(k)fluoranthene, Benzo(a)pyrene, Indeno(1,2,3-cd)pyrene,  
Dibenzo(a,h)anthracene, Benzo(g,h,i)perylene

E3N68  
Acenaphthylene, Dibenzo(a,h)anthracene

The following SVOA samples were reanalyzed at the SVOA SIM level of detection because they reported a compound below the CRQL (J) from the initial SVOA analyses (full scan). The

results from SVOA SIM (df=8 for both samples) exceeded the instrument calibration range and qualified as "J". The laboratory did not dilute the samples further and reanalyze to bring the results into the SVOA SIM calibration range. Therefore, the results from the initial SVOA analyses should be considered the final concentrations for the affected compounds.

E3N42 (df=4)  
Naphthalene

E3N71  
Dibenzo(a,h)anthracene

The following SVOA samples were reanalyzed at the SVOA SIM level of detection because they reported one or more compounds below the CRQL (J) from the initial SVOA analyses (full scan). The results from the least diluted SVOA SIM analysis should be considered the final concentrations for the affected compounds.

E3N44, E3N45, E3N49, E3N71  
Naphthalene, Acenaphthylene

E3N46  
2-Methylnaphthalene, Acenaphthylene

E3N47, E3N86  
Acenaphthylene

E3N50, E3N51, E3N85  
Naphthalene, 2-Methylnaphthalene, Acenaphthylene

E3N52, E3N53  
2-Methylnaphthalene, Acenaphthylene

E3N69, E3N70  
Naphthalene

The following SVOA samples were reanalyzed at the SVOA SIM level of detection because they reported one or more compounds below the CRQL (J) from the initial SVOA analyses (full scan). The results from the least diluted SVOA SIM analysis exceeded the instruments calibration range and are qualified as "J". The results from the most diluted SVOA SIM analysis should be considered the final concentrations for the affected compounds.

E3N68  
2-Methylnaphthalene, Anthracene, Benzo(a)anthracene, Chrysene,  
Benzo(b)fluoranthene, Benzo(k)fluoranthene, Benzo(a)pyrene, Indeno(1,2,3-cd)pyrene,  
Benzo(g,h,i)perylene

The following undiluted (E3N68) and diluted (E3N68DL) SVOA SIM samples have compound concentrations which exceed the instruments calibration range. The detected results are qualified "J". The results from the initial SVOA analyses (full scan) should be considered the final concentrations for the affected compounds.

E3N68, E3N68DL  
Phenanthrene, Fluoranthene

The following SVOA SIM samples have compound concentrations which exceed the instruments calibration range. The detected results are qualified "J". The results from the initial SVOA analyses (full scan) should be considered the final concentrations for the affected compounds.

E3N42  
2-Methylnaphthalene, Acenaphthene, Fluorene, Anthracene, Benzo(a)anthracene, Benzo(k)fluoranthene, Benzo(a)pyrene, Indeno(1,2,3-cd)pyrene, Dibenzo(a,h)anthracene, Benzo(g,h,i)perylene

E3N44  
2-Methylnaphthalene, Acenaphthene, Fluorene, Anthracene, Benzo(a)anthracene, Benzo(k)fluoranthene, Indeno(1,2,3-cd)pyrene, Dibenzo(a,h)anthracene, Benzo(g,h,i)perylene

E3N45  
2-Methylnaphthalene, Acenaphthene, Fluorene, Anthracene, Benzo(k)fluoranthene, Benzo(a)pyrene, Indeno(1,2,3-cd)pyrene, Dibenzo(a,h)anthracene, Benzo(g,h,i)perylene

E3N46, E3N50  
Acenaphthene, Fluorene, Anthracene, Benzo(a)anthracene, Benzo(k)fluoranthene, Benzo(a)pyrene, Indeno(1,2,3-cd)pyrene, Dibenzo(a,h)anthracene, Benzo(g,h,i)perylene

E3N47  
Naphthalene, 2-Methylnaphthalene, Acenaphthene, Fluorene, Anthracene, Pyrene, Benzo(a)anthracene, Chrysene, Benzo(b)fluoranthene, Benzo(k)fluoranthene, Benzo(a)pyrene, Indeno(1,2,3-cd)pyrene, Dibenzo(a,h)anthracene, Benzo(g,h,i)perylene

E3N49, E3N52, E3N53, E3N70  
Acenaphthene, Fluorene, Anthracene, Benzo(k)fluoranthene, Indeno(1,2,3-cd)pyrene, Dibenzo(a,h)anthracene, Benzo(g,h,i)perylene

E3N51  
Fluorene, Anthracene, Benzo(k)fluoranthene, Indeno(1,2,3-cd)pyrene, Dibenzo(a,h)anthracene, Benzo(g,h,i)perylene

E3N68  
Naphthalene, Acenaphthene, Fluorene, Pyrene

E3N69  
Acenaphthene, Fluorene, Anthracene, Benzo(a)anthracene, Benzo(k)fluoranthene, Indeno(1,2,3-cd)pyrene, Dibenzo(a,h)anthracene

E3N71  
Acenaphthene, Fluorene, Benzo(k)fluoranthene, Indeno(1,2,3-cd)pyrene, Benzo(g,h,i)perylene

E3N85  
Acenaphthene, Fluorene, Anthracene, Indeno(1,2,3-cd)pyrene, Dibenzo(a,h)anthracene, Benzo(g,h,i)perylene

E3N86  
Acenaphthene, Fluorene, Anthracene, Benzo(a)anthracene, Chrysene, Benzo(b)fluoranthene, Benzo(k)fluoranthene, Benzo(a)pyrene, Indeno(1,2,3-cd)pyrene, Dibenzo(a,h)anthracene, Benzo(g,h,i)perylene

The following SVOA SIM samples have compound concentrations which exceed the instruments calibration range. The detected results are qualified "J". The results from the most diluted SVOA analyses (full scan) should be considered the final concentrations for the affected compounds.

E3N42, E3N46, E3N50  
Phenanthrene, Fluoranthene, Pyrene, Chrysene, Benzo(b)fluoranthene

E3N44  
Phenanthrene, Fluoranthene, Pyrene, Chrysene, Benzo(b)fluoranthene, Benzo(a)pyrene

E3N45  
Phenanthrene, Fluoranthene, Pyrene, Benzo(a)anthracene, Chrysene, Benzo(b)fluoranthene

E3N47  
Phenanthrene, Fluoranthene

E3N49, E3N51, E3N52, E3N53, E3N70  
Phenanthrene, Fluoranthene, Pyrene, Benzo(a)anthracene, Chrysene, Benzo(b)fluoranthene, Benzo(a)pyrene

Case Number: 38701  
Site Name: Kinnickinnic River (WI)

Page 20 of 21  
SDG Number: E3N42  
Laboratory: Mitkem Laboratories

E3N69  
Phenanthrene, Fluoranthene, Pyrene, Chrysene, Benzo(b)fluoranthene,  
Benzo(a)pyrene, Benzo(g,h,i)perylene

E3N71  
Phenanthrene, Anthracene, Fluoranthene, Pyrene, Benzo(a)anthracene, Chrysene,  
Benzo(b)fluoranthene, Benzo(a)pyrene, Dibenzo(a,h)anthracene

E3N85  
Phenanthrene, Fluoranthene, Pyrene, Benzo(a)anthracene, Chrysene,  
Benzo(b)fluoranthene, Benzo(k)fluoranthene, Benzo(a)pyrene

E3N86  
Phenanthrene, Fluoranthene, Pyrene

The following aroclor samples have compound concentrations which exceed the instruments calibration range. The detected results are qualified "J". The results from the most diluted analyses should be considered the final concentrations for the affected compounds.

E3N42, E3N69, E3N70  
Aroclor-1248, Aroclor-1254, Aroclor-1260

E3N44, E3N45, E3N71  
Aroclor-1254

E3N86  
Aroclor-1248, Aroclor-1254

The following aroclor samples have compound concentrations whose presence were confirmed by GC/MS and are qualified with "C".

E3N42, E3N42DL, E3N69, E3N69DL  
Aroclor-1248, Aroclor-1254

CADRE Data Qualifier Sheet

<u>Qualifiers</u>	<u>Data Qualifier Definitions</u>
U	The analyte was analyzed for, but was not detected above the reported sample quantitation limit.
J	The analyte was positively identified; the associated numerical value is an approximate concentration of the analyte in the sample.
UJ	The analyte was not detected above the reported sample quantitation limit. However, the reported quantitation limit is approximate and may or may not represent the action limit of quantitation necessary to accurately and precisely measure the analyte in the sample.
N	The analysis indicates the presence of an analyte for which there is presumptive evidence to make a tentative identification.
NJ	The analysis indicates the presence of an analyte for which there is presumptive evidence to make a tentative identification and the associated numerical value represents its approximate concentration.
R	The data are unusable. (The compound may or may not be present.)



UNITED STATES ENVIRONMENTAL PROTECTION AGENCY  
REGION V  
SUPERFUND DIVISION

DATE:

SUBJECT: Review of Data  
Received for Review on: September 4, 2009

FROM: Stephen L. Ostrodka, Chief (SRT-5J)  
Superfund Field Services Section

TO: Data User: GLNPO / CH2M Hill

We have reviewed the data for the following case:

SITE Name: Kinnickinnic River (WI)

Case Number: 38701 MRN: 1760.0 SDG Number: E3N72

Number and Type of Samples: 11 Soils, 2 Waters (PAHs, SIM PAHs, Aroclors)

Sample Numbers: E3N72, E3N73, E3N75 – E3N84, E3N89

Laboratory: Mitkem Laboratories Hrs for Review:

Following are our findings:

CC: Howard Pham  
Region 5 TPO  
Mail Code: SRT-5J

Case Number: 38701

SDG Number: E3N72

Site Name: Kinnickinnic River (WI)

Laboratory: Mitkem Laboratories

**Below is a summary of the out-of-control audits and the possible effects on the data for this case:**

Eleven (11) soil samples labeled E3N72, E3N73, E3N75, E3N78 through E3N84, and E3N89; and two (2) water samples labeled E3N76 and E3N77; were shipped to Spectrum Analytical (Mitkem) located in Warwick, RI. All samples were collected on August 13, 2009 and received August 14, 2009 intact and at the proper shipping temperature range of 2 - 6°C.

All samples were analyzed for the Semivolatile, SIM Semivolatile, and Aroclor target compounds according to CLP SOW SOM01.2 (6/2007) with MRN 1760.0 (PAH Only) and reviewed according to the NFG for SOM01.2; the SOP for ESAT 5/TechLaw Validation of Contract Laboratory Program Organic Data (Version 2.3) and the Region 2 Validation SOP and customization request.

No samples were designated by the samplers to be used for laboratory QC, i.e. MS/MSD analyses. The laboratory chose sample E3N72 for MS/MSD analysis of the soil fraction. No MS/MSD analysis was performed for the water fraction.

No samples were identified as trip blanks. Water samples E3N76 and E3N77 were identified as equipment blanks.

Soil sample E3N72 was identified as a field duplicate of a sample not included in this SDG.

**1. HOLDING TIME**

No problems were found.

**2. GC/MS TUNING AND GC INSTRUMENT PERFORMANCE**

No problems were found.

**3. CALIBRATION**

The following soil PAH samples are associated with an initial calibration percent relative standard deviation (%RSD) outside criteria. The detected compound is qualified "J". Non-detected compounds are not qualified.

E3N72, E3N72MS, E3N72MSD, E3N73, E3N75, E3N78, E3N79, E3N80, E3N81,  
E3N82, E3N83, E3N84, E3N89, SBLK2G  
Fluorene

The following water PAH samples are associated with an initial calibration percent relative standard deviation (%RSD) outside criteria. The compound was not detected in the samples. Non-detected compounds are not qualified.

E3N76, E3N77, SBLK2A  
Fluorene

**4. BLANKS**

No problems were found.

**5. DEUTERATED MONITORING COMPOUND AND SURROGATE RECOVERY**

The following soil PAH samples have deuterated monitoring compound recovery above the upper limit of the criteria window. Detected compounds are qualified "J". Non-detected compounds are not qualified.

E3N72MS, E3N72MSD, E3N79, E3N84  
Fluoranthene, Pyrene, Benzo(a)anthracene, Chrysene

E3N73  
Fluorene, Fluoranthene, Pyrene, Benzo(a)anthracene, Chrysene

E3N75, E3N89  
Fluorene

Case Number: 38701  
Site Name: Kinnickinnic River (WI)

SDG Number: E3N72  
Laboratory: Mitkem Laboratories

E3N80, E3N81

Naphthalene, 2-Methylnaphthalene, Acenaphthylene, Acenaphthene, Fluorene, Fluoranthene, Pyrene, Benzo(a)anthracene, Chrysene

E3N82

Naphthalene, 2-Methylnaphthalene, Acenaphthylene, Acenaphthene, Fluorene

The following diluted soil PAH samples with dilution factors greater than 5.0 have deuterated monitoring compound recovery above the upper limit of the criteria window. Detected and non-detected compounds are not qualified for this criterion.

E3N72DL, E3N73DL, E3N79DL, E3N81DL, E3N83DL, E3N84DL  
Phenanthrene, Anthracene

E3N80DL

Naphthalene, 2-Methylnaphthalene, Acenaphthylene, Acenaphthene, Fluorene, Phenanthrene, Anthracene, Fluoranthene, Pyrene, Benzo(a)anthracene, Chrysene, Benzo(b)fluoranthene, Benzo(k)fluoranthene, Benzo(a)pyrene, Indeno(1,2,3-cd)pyrene, Dibenzo(a,h)anthracene, Benzo(g,h,i)perylene

The following diluted soil SIM PAH samples with dilution factors greater than 5.0 have deuterated monitoring compound recovery below the lower limit of the criteria window. Detected and non-detected compounds are not qualified for this criterion.

E3N72, E3N72MS, E3N72MSD, E3N73, E3N78, E3N79, E3N80, E3N81, E3N82DL, E3N83, E3N84, E3N89DL  
Naphthalene, 2-Methylnaphthalene, Acenaphthylene, Acenaphthene, Fluorene, Phenanthrene, Anthracene, Fluoranthene, Pyrene, Benzo(a)anthracene, Chrysene, Benzo(b)fluoranthene, Benzo(k)fluoranthene, Benzo(a)pyrene, Indeno(1,2,3-cd)pyrene, Dibenzo(a,h)anthracene, Benzo(g,h,i)perylene

The following soil Aroclor samples have surrogate recoveries that are greater than 200% on only 1 GC column. Detected and non-detected compounds are not qualified as the lower of the 2 possible values (i.e. the reported value) is within the acceptance range.

E3N72, E3N72MS, E3N72MSD, E3N78, E3N79, E3N80, E3N81  
Decachlorobiphenyl

The following diluted soil Aroclor samples with dilution factors greater than 5.0 have surrogate percent recoveries that are greater than 200%. Detected and non-detected compounds are not qualified for this criterion.

E3N72DL, E3N83DL, E3N84DL  
Decachlorobiphenyl

Case Number: 38701  
Site Name: Kinnickinnic River (WI)

SDG Number: E3N72  
Laboratory: Mitkem Laboratories

The following diluted soil Aroclor samples with dilution factors less than or equal to 5.0 have surrogate percent recoveries that are greater than 200% on only 1 GC column. Detected and non-detected compounds are not qualified as the lower of the 2 possible values (i.e. the reported value) is within the acceptance range.

E3N83, E3N84  
Decachlorobiphenyl

The following soil Aroclor sample has surrogate percent recoveries which exceed 150% but are less than or equal to 200% on only 1 GC column. Detected and non-detected compounds are not qualified as the lower of the 2 possible values (i.e. the reported value) is within the acceptance range.

E3N73  
Decachlorobiphenyl

The following diluted soil Aroclor sample with a dilution factor less than or equal to 5.0 has surrogate percent recoveries which exceed 150% but are less than or equal to 200% on only 1 GC column. Detected and non-detected compounds are not qualified as the lower of the 2 possible values (i.e. the reported value) is within the acceptance range.

E3N78DL  
Decachlorobiphenyl

#### **6A. MATRIX SPIKE/MATRIX SPIKE DUPLICATE**

No samples were designated by the samplers to be used for laboratory QC, i.e. MS/MSD analyses. The laboratory chose sample E3N72 for MS/MSD analysis of the soil fraction. No MS/MSD analysis was performed for the water fraction.

The relative percent difference (RPD) between the following soil PAH matrix spike and matrix spike duplicate recoveries is outside criteria. The detected compound in the unspiked samples, E3N72 and E3N72DL, is qualified "J".

E3N72MS, E3N72MSD  
Pyrene

The following soil PAH matrix spike/matrix spike duplicate samples have percent recoveries greater than the upper acceptance criteria. The detected compound in the unspiked samples, E3N72 and E3N72DL, is qualified "J".

E3N72MS, E3N72MSD  
Pyrene

Case Number: 38701  
Site Name: Kinnickinnic River (WI)

SDG Number: E3N72  
Laboratory: Mitkem Laboratories

The relative percent difference (RPD) between the following soil SIM PAH matrix spike and matrix spike duplicate recoveries is outside criteria. The detected compound in the unspiked sample, E3N72, is qualified "J".

E3N72MS, E3N72MSD  
Acenaphthene

The following soil SIM PAH matrix spike/matrix spike duplicate samples have percent recoveries greater than the upper acceptance criteria. The detected compound in the unspiked sample, E3N72, is qualified "J".

E3N72MS, E3N72MSD  
Pyrene

The following soil SIM PAH matrix spike/matrix spike duplicate samples have percent recoveries that are less than the expanded lower acceptance limit. The detected compound in the unspiked sample, E3N72, is qualified "J".

E3N72MS, E3N72MSD  
Acenaphthene

The following soil Aroclor matrix spike/matrix spike duplicate samples have percent recoveries greater than the upper acceptance criteria. The compound was not detected in the unspiked samples, E3N72 and E3N72DL. The non-detected compound in the unspiked samples is not qualified.

E3N72MS, E3N72MSD  
Aroclor-1016

The following soil Aroclor matrix spike/matrix spike duplicate samples have percent recoveries that are less than the expanded lower acceptance limit. The detected compound in the unspiked samples, E3N72 and E3N72DL, is qualified "J".

E3N72MS, E3N72MSD  
Aroclor-1260

## **6B. LABORATORY CONTROL SAMPLE**

No problems were found.

## **7. FIELD BLANK AND FIELD DUPLICATE**

No samples were identified as trip blanks.

Case Number: 38701  
 Site Name: Kinnickinnic River (WI)

SDG Number: E3N72  
 Laboratory: Mitkem Laboratories

Water samples E3N76 and E3N77 were identified as equipment blanks. Results are summarized in the following table:

<b>SIM PAH Compounds</b>	<b>E3N76</b>	<b>E3N77</b>
	<b>µg/L, DF 1</b>	<b>µg/L, DF 1</b>
Phenanthrene	0.25	0.41
Fluoranthene	0.38	0.62
Pyrene	0.36	0.55
Benzo(a)anthracene	0.11	0.20
Chrysene	0.15	0.25
Benzo(b)fluoranthene	0.16	0.28
Benzo(k)fluoranthene	ND	0.11
Benzo(a)pyrene	0.30	0.37
Indeno(1,2,3-cd)pyrene	ND	0.10

Sample E3N72 was identified as a field duplicate of a sample not included in this SDG. Results are not qualified based upon the results of the field duplicates.

## 8. INTERNAL STANDARDS

The following soil PAH samples have internal standard area counts that are outside the upper limit of primary criteria. The detected compounds are qualified "J".

E3N72, E3N73  
 Phenanthrene, Anthracene, Fluoranthene

E3N72MS  
 Acenaphthylene, Acenaphthene, Fluorene, Phenanthrene, Anthracene, Fluoranthene

The following soil PAH samples have internal standard area counts that are outside the lower limit of primary criteria. Detected compounds are qualified "J".

E3N72MSD, E3N79, E3N80, E3N81, E3N84  
 Benzo(b)fluoranthene, Benzo(k)fluoranthene, Benzo(a)pyrene, Indeno(1,2,3-cd)pyrene,  
 Dibenzo(a,h)anthracene, Benzo(g,h,i)perylene

The following soil PAH sample has internal standard area counts that are outside the lower limit of primary criteria. No target compounds are associated with the internal standard; therefore, detected and non-detected compounds are not qualified.

E3N78  
 1,4-Dichlorobenzene-d4

## 9. COMPOUND IDENTIFICATION

After reviewing the chromatograms it appears that all PAH, SIM PAH, and Aroclor compounds were properly identified.

## 10. COMPOUND QUANTITATION AND REPORTED DETECTION LIMITS

The following soil PAH samples have analyte concentrations below the quantitation limit (CRQL). Detected compounds are qualified "J".

E3N72DL

Acenaphthene, Fluorene, Dibenzo(a,h)anthracene

E3N72MS, E3N72MSD, E3N73, E3N78, E3N79, E3N80, E3N81

Acenaphthylene

E3N73DL

Acenaphthene, Fluorene, Anthracene, Dibenzo(a,h)anthracene

E3N78DL

Naphthalene, 2-Methylnaphthelene, Acenaphthene, Fluorene, Dibenzo(a,h)anthracene

E3N79DL

Acenaphthene, Fluorene, Anthracene, Dibenzo(a,h)anthracene, Benzo(g,h,i)perylene

E3N80DL

Naphthalene, Acenaphthene, Fluorene, Dibenzo(a,h)anthracene

E3N81DL

Naphthalene, 2-Methylnaphthelene, Acenaphthene, Fluorene, Anthracene, Dibenzo(a,h)anthracene

E3N82

Phenanthrene, Fluoranthene, Pyrene, Benzo(a)anthracene, Chrysene, Benzo(b)fluoranthene, Benzo(k)fluoranthene, Benzo(a)pyrene

E3N83

Naphthalene

E3N83DL, E3N84DL

Acenaphthylene, Acenaphthene, Fluorene, Dibenzo(a,h)anthracene

E3N84

Naphthalene, Acenaphthylene



Case Number: 38701  
Site Name: Kinnickinnic River (WI)

SDG Number: E3N72  
Laboratory: Mitkem Laboratories

E3N89

Anthracene, Benzo(k)fluoranthene, Benzo(a)pyrene, Indeno(1,2,3-cd)pyrene,  
Benzo(g,h,i)perylene

The following soil Aroclor samples have percent differences between analyte results in the range of 26-50%. Detected compounds are qualified "J".

E3N72MS, E3N72MSD

Aroclor-1016

E3N80

Aroclor-1254, Aroclor-1260

E3N89

Aroclor-1254

The following soil Aroclor sample has percent differences between analyte results in the range of 51-100%. Detected compounds are qualified "J".

E3N73, E3N79

Aroclor-1254

E3N78

Aroclor-1260

## 11. SYSTEM PERFORMANCE

GC/MS baseline indicated acceptable performance. The GC baseline for the Aroclor analysis was acceptable.

## 12. ADDITIONAL INFORMATION

The following samples were reanalyzed at the SVOA SIM CRQL because the reported non-detects or compounds below the CRQL at the routine SVOA CRQL levels.

E3N72MS, E3N72MSD, E3N73, E3N75, E3N76, E3N77, E3N78, E3N79, E3N80,  
E3N81, E3N82, E3N83, E3N84, E3N89

The following soil PAH samples have compound concentrations which exceed the instruments calibration range. The detected results are qualified "J". The results from the diluted analyses should be considered the final concentrations for the affected compounds.

E3N72, E3N79, E3N80

Phenanthrene, Fluoranthene, Pyrene, Benzo(a)anthracene, Chrysene,  
Benzo(b)fluoranthene, Benzo(k)fluoranthene, Benzo(a)pyrene, Indeno(1,2,3-cd)pyrene

Reviewed by: Christina Rice / Techlaw-ESAT

Date: October 2, 2009

Case Number: 38701  
Site Name: Kinnickinnic River (WI)

Page 10 of 13  
SDG Number: E3N72  
Laboratory: Mitkem Laboratories

E3N73, E3N78, E3N81, E3N83, E3N84  
Phenanthrene, Fluoranthene, Pyrene, Benzo(a)anthracene, Chrysene,  
Benzo(b)fluoranthene, Benzo(k)fluoranthene, Benzo(a)pyrene

The following soil PAH samples have compound concentrations which exceed the instruments calibration range. The detected results are qualified "J". No dilution was required because these are laboratory QC samples.

E3N72MS, E3N72MSD  
Phenanthrene, Fluoranthene, Pyrene, Benzo(a)anthracene, Chrysene,  
Benzo(b)fluoranthene, Benzo(k)fluoranthene, Benzo(a)pyrene, Indeno(1,2,3-cd)pyrene,  
Benzo(g,h,i)perylene

The following soil SIM PAH samples have compound concentrations which exceed the instruments calibration range. The detected results are qualified "J". No dilutions were performed. The affected compounds are within the instruments calibration range from either the PAH or diluted PAH analyses.

E3N72  
2-Methylnaphthalene, Acenaphthene, Fluorene, Phenanthrene, Anthracene,  
Fluoranthene, Pyrene, Benzo(a)anthracene, Chrysene, Benzo(b)fluoranthene,  
Benzo(k)fluoranthene, Benzo(a)pyrene, Indeno(1,2,3-cd)pyrene,  
Dibenzo(a,h)anthracene, Benzo(g,h,i)perylene

E3N73  
Naphthalene, Acenaphthene, Fluorene, Phenanthrene, Anthracene, Fluoranthene,  
Pyrene, Benzo(a)anthracene, Chrysene, Benzo(b)fluoranthene, Benzo(k)fluoranthene,  
Benzo(a)pyrene, Indeno(1,2,3-cd)pyrene, Dibenzo(a,h)anthracene,  
Benzo(g,h,i)perylene

E3N78, E3N79, E3N80, E3N81  
Naphthalene, 2-Methylnaphthalene, Acenaphthene, Fluorene, Phenanthrene,  
Anthracene, Fluoranthene, Pyrene, Benzo(a)anthracene, Chrysene,  
Benzo(b)fluoranthene, Benzo(k)fluoranthene, Benzo(a)pyrene, Indeno(1,2,3-cd)pyrene,  
Dibenzo(a,h)anthracene, Benzo(g,h,i)perylene

E3N83, E3N84  
Acenaphthene, Fluorene, Phenanthrene, Anthracene, Fluoranthene, Pyrene,  
Benzo(a)anthracene, Chrysene, Benzo(b)fluoranthene, Benzo(k)fluoranthene,  
Benzo(a)pyrene, Indeno(1,2,3-cd)pyrene, Dibenzo(a,h)anthracene,  
Benzo(g,h,i)perylene

The following soil SIM PAH sample has compound concentrations which exceed the instruments calibration range. The detected results are qualified "J". The results from the diluted analysis

Case Number: 38701

SDG Number: E3N72

Site Name: Kinnickinnic River (WI)

Laboratory: Mitkem Laboratories

should be considered the final concentrations for Anthracene, Benzo(a)anthracene, Benzo(k)fluoranthene, and Benzo(a)pyrene. The remaining affected compounds also exceeded the instruments calibration range in the diluted analysis (E3N89DL). These compounds (Phenanthrene, Fluoranthene, Pyrene, Chrysene, and Benzo(b)fluoranthene) are qualified "J" in the diluted analysis (E3N89DL) and are within the instruments calibration range from the PAH analysis.

E3N89

Phenanthrene, Anthracene, Fluoranthene, Pyrene, Benzo(a)anthracene, Chrysene, Benzo(b)fluoranthene, Benzo(k)fluoranthene, Benzo(a)pyrene

E3N89DL

Phenanthrene, Fluoranthene, Pyrene, Chrysene, Benzo(b)fluoranthene

The following soil SIM PAH sample has compound concentrations which exceed the instruments calibration range. The detected results are qualified "J". The results from the diluted analysis should be considered the final concentrations for the affected compounds.

E3N82

Phenanthrene, Fluoranthene, Pyrene, Benzo(a)anthracene, Chrysene

The following soil SIM PAH samples have compound concentrations which exceed the instruments calibration range. The detected results are qualified "J". No dilution was required because these are laboratory QC samples. The results from the PAH analyses were within the instruments calibration range for 2-Methylnaphthalene, Acenaphthene, Fluorene, Anthracene, and Dibenzo(a,h)anthracene.

E3N72MS, E3N72MSD

2-Methylnaphthalene, Acenaphthene, Fluorene, Phenanthrene, Anthracene, Fluoranthene, Pyrene, Benzo(a)anthracene, Chrysene, Benzo(b)fluoranthene, Benzo(k)fluoranthene, Benzo(a)pyrene, Indeno(1,2,3-cd)pyrene, Dibenzo(a,h)anthracene, Benzo(g,h,i)perylene

The CADRE spreadsheet did not include the following soil Aroclor sample. The laboratory's Form Is for this sample is included with the hard copy data package.

ALCS3G

The CADRE spreadsheet did not include the following water Aroclor sample. The laboratory's Form Is for this sample is included with the hard copy data package.

ALCS3P

Case Number: 38701  
Site Name: Kinnickinnic River (WI)

SDG Number: E3N72  
Laboratory: Mitkem Laboratories

The following soil Aroclor samples have compound concentrations which exceed the instruments calibration range. The detected results are qualified "J". The results from the diluted analyses should be considered the final concentrations for the affected compounds.

E3N72  
Aroclor-1254, Aroclor-1260

E3N78  
Aroclor-1254

E3N83, E3N84  
Aroclor-1248, Aroclor-1254

The following soil Aroclor samples have compound concentrations which exceed the instruments calibration range. The detected results are qualified "J". No dilution was required because these are laboratory QC samples.

E3N72MS  
Aroclor-1254, Aroclor-1260

E3N72MSD  
Aroclor-1254

The following soil Aroclor sample has compound concentrations which exceed the instruments calibration range on only 1 GC column (i.e. non-reportable value). Detected and non-detected compounds are not qualified as the lower of the 2 possible values (i.e. the reported value) is within the acceptance range.

E3N72MSD  
Aroclor-1260

The following soil Aroclor samples have compound concentrations whose presence were confirmed by GC/MS and are qualified with "C" on the laboratory's Form Is.

E3N83, E3N83DL, E3N84, E3N84DL  
Aroclor-1248

CADRE Data Qualifier Sheet

<u>Qualifiers</u>	<u>Data Qualifier Definitions</u>
U	The analyte was analyzed for, but was not detected above the reported sample quantitation limit.
J	The analyte was positively identified; the associated numerical value is an approximate concentration of the analyte in the sample.
UJ	The analyte was not detected above the reported sample quantitation limit. However, the reported quantitation limit is approximate and may or may not represent the action limit of quantitation necessary to accurately and precisely measure the analyte in the sample.
N	The analysis indicates the presence of an analyte for which there is presumptive evidence to make a tentative identification.
NJ	The analysis indicates the presence of an analyte for which there is presumptive evidence to make a tentative identification and the associated numerical value represents its approximate concentration.
R	The data are unusable. (The compound may or may not be present.)

UNITED STATES ENVIRONMENTAL PROTECTION AGENCY  
REGION V  
SUPERFUND DIVISION

DATE:

SUBJECT: Review of Data  
Received for Review on: September 3, 2009

FROM: Stephen L. Ostrodka, Chief (SRT-5J)  
Superfund Field Services Section

TO: Data User: GLNPO / Ch2mHill

We have reviewed the data for the following case:

Site Name: Kinnickinnic River (15080102), WI

Case Number: 38701 SDG Number: E3ZW3

Number and Type of Samples: 20 soil samples (SVOA, SVOA SIM, Aroclors)

Sample Numbers: E3N03 – E3N09, E3N27 – E3N33, E3ZW3, E3ZX4 – E3ZX8

Laboratory: Mitkem Laboratories Hrs for Review: \_\_\_\_\_

Following are our findings:

CC: Howard Pham  
Region 5 TPO  
Mail Code: SRT-5J

**Below is a summary of the out-of-control audits and the possible effects on the data for this case:**

Twenty (20) soil samples labeled E3N03 – E3N09, E3N27 – E3N33, E3ZW3, and E3ZX4 – E3ZX8 were collected from 08-10-09 thru 08-12-09. The samples were received by Mitkem Laboratories located in Warwick, RI on 08-12-09 and 08-13-09. All samples arrived intact and at the proper shipping temperature range of 2 - 6°C. All samples were analyzed according to CLP SOW SOM01.2 (6/2007) with modifications listed in the Modification Reference Number 1760.0, Title PAH only letter which is included with the data package. The samples were reviewed according to the NFG for SOM01.2; the SOP for ESAT 5/TechLaw Validation of Contract Laboratory Program Organic Data (Version 2.3) and the Region 2 SOP for Data Validation and the GLNPO request.

All twenty (20) samples were analyzed for the PAH (Polycyclic Aromatic Hydrocarbons) using SVOA full scan and the aroclor compounds. Fourteen (14) samples have either a PAH compound reported as non-detected or with a “J” flag in the undiluted SVOA samples and were analyzed for the SVOA SIM scan. The sample analyses are summarized in the following table:

<b>EPA sample ID</b>	<b>SVOA full scan</b>	<b>SVOA SIM</b>	<b>Aroclor</b>
E3N03	X	X	X
E3N03DL	X		X
E3N04	X	X	X
E3N04DL	X		X
E3N05	X	X	X
E3N05DL	X		X
E3N06	X	X	X
E3N06DL	X		X
E3N07	X		X
E3N07DL	X		
E3N08	X		X
E3N08DL	X		X
E3N09	X		X
E3N09DL	X		X
E3N09MS	X		X
E3N09MSD	X		X
E3N27	X		X
E3N27DL	X		X
E3N28	X	X	X
E3N28DL	X		X
E3N29	X		X
E3N29DL	X		X
E3N30	X		X
E3N30DL	X		X
E3N31	X	X	X
E3N31DL	X		

Case Number: 38701  
 Site Name: Kinnickinnic River (WI)

Page 3 of 15  
 SDG Number: E3ZW3  
 Laboratory: Mitkem Laboratories

EPA sample ID	SVOA full scan	SVOA SIM	Aroclor
E3N32	X	X	X
E3N32DL	X		X
E3N33	X	X	X
E3N33DL		X	X
E3ZW3	X	X	X
E3ZW3MS		X	
E3ZW3MSD		X	
E3ZX4	X	X	X
E3ZX4DL	X		
E3ZX5	X	X	X
E3ZX5RE		X	
E3ZX5DL	X		
E3ZX6	X	X	X
E3ZX6DL	X		X
E3ZX7	X	X	X
E3ZX7DL	X		
E3ZX8	X	X	X

The SVOA and SVOA SIM samples were analyzed for the following PAH analytes:

Naphthalene	2-Methylnaphthalene	Acenaphthylene
Acenaphthene	Fluorene	Phenanthrene
Anthracene	Fluoranthene	Pyrene
Benzo(a)anthracene	Chrysene	Benzo(b)fluoranthene
Benzo(k)fluoranthene	Benzo(a)pyrene	Indeno(1,2,3-cd)pyrene
Dibenzo(a,h)anthracene	Benzo(g,h,i)perylene	

Sample E3N09 was designated by the samplers to be used for laboratory QC, i.e. MS / MSD analyses. Sample E3N09 was used as the MS / MSD for the semivolatile and Aroclor fractions. Sample E3ZW3 was used as the MS /MSD for the semivolatile SIM fraction.

Samples E3N28/E3N29 are a field duplicate pair. No samples are identified as field blanks.



**1. HOLDING TIME**

No problems were found.

**2. GC INSTRUMENT PERFORMANCE**

No problems were found.

**3. CALIBRATION**

Calibration curves of 5.0, 10, 20, 40, 80 ng/ul for SVOA and 0.1, 0.2, 0.4, 0.8, 1.0 ng/ul for SVOA SIM as required by the SOW SOM01.2 were used to quantitate the PAH results.

No problems were found.

**4. BLANKS**

No problems were found.

**5. DEUTERATED MONITORING COMPOUND AND SURROGATE RECOVERY**

The following diluted semivolatile samples with dilution factors less than or equal to 5 have deuterated monitoring compound recovery above the upper limit of the criteria window. Detected compounds are qualified "J". Non-detected compounds are not qualified.

E3N28DL, E3ZX6DL,  
Naphthalene, 2-Methylnaphthalene, Acenaphthylene, Acenaphthene, Phenanthrene,  
Anthracene

E3ZX7DL  
Naphthalene, 2-Methylnaphthalene, Acenaphthylene, Acenaphthene

The following diluted semivolatile SIM samples with dilution factors greater than 5 have deuterated monitoring compound recoveries below the lower limit of the criteria window. Detected and non-detected compounds are not qualified.

E3N03, E3N04, E3N05, E3N06, E3N28, E3N31, E3N32, E3N33DL, E3ZX5,  
E3ZX5RE, E3ZX6, E3ZX7  
Naphthalene, 2-Methylnaphthalene, Acenaphthylene, Acenaphthene, Fluorene,  
Phenanthrene, Anthracene, Fluoranthene, Pyrene, Benzo(a)anthracene, Chrysene,  
Benzo(b)fluoranthene, Benzo(k)fluoranthene, Benzo(a)pyrene, Indeno(1,2,3-cd)pyrene,  
Dibenzo(a,h)anthracene, Benzo(g,h,i)perylene

The following diluted aroclor samples with dilution factors greater than 5 have surrogate percent recoveries that are greater than 200%. Detected and non-detected compounds are not qualified.

E3N05, E3N05DL, E3N27DL, E3N28DL, E3N29DL

The following diluted aroclor samples with dilution factors less than or equal to 5 have surrogate percent recoveries that are greater than 200% on only 1 GC column. Detected and non-detected compounds are not qualified as the lower of the 2 possible values (i.e. the reported value) is within the acceptance range.

E3N08DL, E3N09DL, E3N27, E3N29, E3N30DL

The following aroclor samples have surrogate percent recoveries which exceed 150% but are less than or equal to 200% on only 1 GC column. Detected and non-detected compounds are not qualified as the lower of the 2 possible values (i.e. the reported value) is within the acceptance range.

E3N08, E3N09, E3N09MS, E3N09MSD, E3N30, E3N31, E3ZX4, E3ZX5, E3ZX6, E3ZX7

The following diluted aroclor samples with dilution factors greater than 5 have surrogate percent recoveries which exceed 150% but are less than or equal to 200%. Detected and non-detected compounds are not qualified.

E3N03DL, E3N04DL, E3N06DL, E3N32DL, E3ZX6DL

The following diluted aroclor samples with dilution factors less than or equal to 5 have surrogate percent recoveries which exceed 150% but are less than or equal to 200% on only 1 GC column. Detected and non-detected compounds are not qualified as the lower of the 2 possible values (i.e. the reported value) is within the acceptance range.

E3N03, E3N06, E3N28

#### **6A. MATRIX SPIKE/MATRIX SPIKE DUPLICATE**

Sample E3N09 was designated by the samplers to be used for laboratory QC, i.e. MS / MSD analyses. Sample E3N09 was used as the MS / MSD for the semivolatile and Aroclor fraction. Sample E3ZW3 was used as the MS /MSD for the semivolatile SIM fraction.

The relative percent difference (RPD) between the following semivolatile matrix spike and matrix spike duplicate recoveries is outside criteria. Detected Pyrene in the unspiked samples (E3N09 and E3N09DL) is qualified "J".

E3N09MS, E3N09MSD  
Pyrene

The relative percent differences (RPDs) between the following semivolatile SIM matrix spike and matrix spike duplicate recoveries are outside criteria. Detected Pyrene in the unspiked

sample (E3ZW3) is qualified “J”. Non-detected Acenaphthene in the unspiked sample (E3ZW3) is qualified “UJ”.

E3ZW3MS, E3ZW3MSD  
 Acenaphthene, Pyrene

The relative percent difference (RPD) between the following aroclor matrix spike and matrix spike duplicate recoveries is outside criteria on only 1 GC column. Detected Aroclor-1260 in the unspiked samples (E3N09 and E3N09DL) is not qualified as the lower of the 2 possible values (i.e. the reported value) is within the acceptance range.

E3N09MS, E3N09MSD  
 Aroclor-1260

**6B. LABORATORY CONTROL SAMPLE**

No problems were found.

**7. FIELD BLANK AND FIELD DUPLICATE**

Samples E3N28/E3N29 are a field duplicate pair. No samples are identified as field blanks. The results for the duplicate samples are summarized in the following table:

SVOA full scan results						
	E3N28	E3N29		E3N28DL	E3N29DL	
Analytes	DF = 1.0	DF = 1.0	RPDs	DF = 5.0	DF = 8.0	RPDs
Naphthalene	230 J	280	20	1400 U	2200 U	0
2-Methylnaphthalene	530	630	17	570 J	460 J	21
Acenaphthylene	560	730	26	610 J	520 J	16
Acenaphthene	1000	1500	40	1100 J	1000 J	9.5
Fluorene	1800	2300	24	2000	1800 J	10
Phenanthrene	8600 E	8800 E	2.3	13000	14000	7.4
Anthracene	2800	3300	16	3500	3300	5.9
Fluoranthene	11000 E	11000 E	0	19000	22000	15
Pyrene	8700 E	10000 E	14	17000	16000	6.1
Benzo(a)anthracene	5700 E	7500 E	27	7200	8200	13
Chrysene	7300 E	7800 E	6.6	12000	10000	18
Benzo(b)fluoranthene	9300 E	9500 E	2.1	10000	9200	8.3
Benzo(k)fluoranthene	2400	3500	37	5600	5700	1.8
Benzo(a)pyrene	5900 E	6100 E	3.3	6900	6700	2.9
Indeno(1,2,3-cd)pyrene	3300	4100	22	3700	3800	2.7
Dibenzo(a,h)anthracene	1500	2100	33	1200 J	1300 J	8.0
Benzo(g,h,i)perylene	2700	4200	44	2900	3200	9.8

SVOA SIM results		
	E3N28	E3N29
Analytes	DF = 8.0	
Naphthalene	200	NA
2-Methylnaphthalene	530 E	NA
Acenaphthylene	170	NA
Acenaphthene	770 E	NA
Fluorene	1500 E	NA
Phenanthrene	5200 E	NA
Anthracene	2400 E	NA
Fluoranthene	6800 E	NA
Pyrene	4500 E	NA
Benzo(a)anthracene	3900 E	NA
Chrysene	4500 E	NA
Benzo(b)fluoranthene	11000 E	NA
Benzo(k)fluoranthene	4800 E	NA
Benzo(a)pyrene	6000 E	NA
Indeno(1,2,3-cd)pyrene	1800 E	NA
Dibenzo(a,h)anthracene	650 E	NA
Benzo(g,h,i)perylene	1400 E	NA

Aroclor results						
	E3N28	E3N29		E3N28DL	E3N29DL	
Analytes	DF = 2.0	DF = 3.0	RPDs	DF = 20.0	DF = 30.0	RPDs
Aroclor-1248	4700 E	6200 E	28	5600	7700	32
Aroclor-1254	2400 E	2900 E	19	2900	4000	32
Aroclor-1260	790	980	21	1100	1500	30

Results are not qualified based upon the results of the field duplicates.

## 8. INTERNAL STANDARDS

The following semivolatile SIM samples have internal standard area counts that are outside the upper limit of primary criteria. Detected compounds are qualified "J".

E3ZX5, E3ZX5RE

Phenanthrene, Anthracene, Fluoranthene, Pyrene, Benzo(a)anthracene, Chrysene, Benzo(b)fluoranthene, Benzo(k)fluoranthene, Benzo(a)pyrene, Indeno(1,2,3-cd)pyrene, Dibenzo(a,h)anthracene, Benzo(g,h,i)perylene

## 9. COMPOUND IDENTIFICATION

After reviewing the chromatograms it appears that the semivolatile, semivolatile SIM and aroclor compounds were properly identified.

## 10. COMPOUND QUANTITATION AND REPORTED DETECTION LIMITS

The following semivolatile samples have compound concentrations less than the CRQL. Detected compounds are qualified "J".

E3N03

Naphthalene, 2-Methylnaphthalene, Acenaphthylene, Benzo(g,h,i)perylene

E3N03DL

Acenaphthene, Dibenzo(a,h)anthracene, Benzo(g,h,i)perylene

E3N04, E3N05, E3N06, E3N28

Naphthalene

E3N04DL

2-Methylnaphthalene, Acenaphthylene, Benzo(g,h,i)perylene

E3N05DL

2-Methylnaphthalene, Acenaphthylene, Dibenzo(a,h)anthracene, Benzo(g,h,i)perylene

E3N06DL

2-Methylnaphthalene, Acenaphthylene, Dibenzo(a,h)anthracene

E3N07DL, E3N08DL, E3N28DL

2-Methylnaphthalene, Acenaphthylene, Acenaphthene, Dibenzo(a,h)anthracene

E3N09DL

Naphthalene, 2-Methylnaphthalene, Acenaphthylene, Dibenzo(a,h)anthracene

E3N27DL, E3N31DL, E3ZX6DL

Naphthalene, 2-Methylnaphthalene, Acenaphthylene, Acenaphthene, Dibenzo(a,h)anthracene

E3N29DL

2-Methylnaphthalene, Acenaphthylene, Acenaphthene, Fluorene, Dibenzo(a,h)anthracene

E3N30DL

Acenaphthene, Fluorene, Dibenzo(a,h)anthracene

Case Number: 38701  
Site Name: Kinnickinnic River (WI)

Page 9 of 15  
SDG Number: E3ZW3  
Laboratory: Mitkem Laboratories

E3N31  
2-Methylnaphthalene, Acenaphthylene

E3N32  
Naphthalene, 2-Methylnaphthalene

E3N32DL  
Acenaphthylene, Acenaphthene, Dibenzo(a,h)anthracene

E3N33  
Naphthalene, 2-Methylnaphthalene, Acenaphthylene, Acenaphthene, Fluorene,  
Anthracene, Indeno(1,2,3-cd)pyrene, Dibenzo(a,h)anthracene, Benzo(g,h,i)perylene

E3ZX4, E3ZX7  
Naphthalene, 2-Methylnaphthalene, Acenaphthylene

E3ZX4DL  
2-Methylnaphthalene, Acenaphthene, Fluorene, Dibenzo(a,h)anthracene

E3ZX5  
Naphthalene, Acenaphthylene

E3ZX5DL  
2-Methylnaphthalene, Acenaphthene, Dibenzo(a,h)anthracene

E3ZX6  
Acenaphthylene

E3ZX7DL  
Naphthalene, Acenaphthene, Fluorene, Dibenzo(a,h)anthracene

The following aroclor samples have compound concentrations less than the CRQL. Detected compounds are qualified "J".

ALCS5A, ALCS5X  
Aroclor-1016

E3N03DL, E3N31, E3N32DL  
Aroclor-1260

E3ZX7  
Aroclor-1254

The following aroclor samples have percent differences between analyte results in the range of 26-50%. Detected compounds are qualified "J".

Reviewed by: Steffanie Tobin / Techlaw-ESAT  
Date: October 8, 2009

Case Number: 38701  
Site Name: Kinnickinnic River (WI)

Page 10 of 15  
SDG Number: E3ZW3  
Laboratory: Mitkem Laboratories

E3N03  
Aroclor-1248, Aroclor-1254

E3N04, E3N09, E3N31  
Aroclor-1260

E3N04DL, E3N30DL, E3ZX5, E3ZX6, E3ZX6DL  
Aroclor-1254

E3N05, E3N06  
Aroclor-1248

E3N09MS  
Aroclor-1016

E3N32DL  
Aroclor-1242

The following aroclor samples have percent differences between analyte results in the range of 51-100%. Detected compounds are qualified "J".

ALCS5A  
Aroclor-1016

E3N08DL, E3N09DL, E3N09MSD  
Aroclor-1260

E3N27DL, E3N28, E3N28DL, E3N29, E3N29DL  
Aroclor-1254

The following aroclor samples have percent differences between analyte results exceeding 100%. Detected compounds are qualified "J".

E3N03DL, E3N28DL, E3N29DL, E3N30DL, E3N32DL, E3ZX6DL  
Aroclor-1260

E3N08DL, E3ZX4, E3ZX7  
Aroclor-1254

## 11. SYSTEM PERFORMANCE

GC/MS baseline indicated acceptable performance. The GC baselines for the aroclor analyses were acceptable.

## 12. ADDITIONAL INFORMATION

The following aroclor samples were reported in the EDD spreadsheet but not reported in the CADRE spreadsheet. The laboratory Form Is for these samples are included with the hard copy data package.

ALCS5A, ALCS5R, ALCS5X

The following semivolatile samples have compound concentrations which exceed the instruments calibration range. The detected results are qualified "J". The results from the diluted analyses should be considered the final concentrations for the affected compounds.

E3N03

Phenanthrene, Fluoranthene, Pyrene

E3N04, E3N07

Phenanthrene, Fluoranthene, Pyrene, Benzo(a)anthracene, Chrysene,  
Benzo(b)fluoranthene

E3N05, E3N08, E3N28, E3N29, E3N32, E3ZX6

Phenanthrene, Fluoranthene, Pyrene, Benzo(a)anthracene, Chrysene,  
Benzo(b)fluoranthene, Benzo(a)pyrene

E3N06, E3N31, E3ZX4, E3ZX5, E3ZX7

Phenanthrene, Fluoranthene, Pyrene, Chrysene, Benzo(b)fluoranthene

E3N09

Fluorene, Phenanthrene, Fluoranthene, Pyrene, Benzo(a)anthracene, Chrysene,  
Benzo(b)fluoranthene, Benzo(a)pyrene

E3N27

Phenanthrene, Anthracene, Fluoranthene, Pyrene, Benzo(a)anthracene, Chrysene,  
Benzo(b)fluoranthene, Benzo(k)fluoranthene, Benzo(a)pyrene, Indeno(1,2,3-cd)pyrene

E3N30

Phenanthrene, Fluoranthene, Pyrene, Benzo(a)anthracene, Chrysene,  
Benzo(b)fluoranthene, Benzo(a)pyrene, Indeno(1,2,3-cd)pyrene

The following semivolatile samples have compound concentrations which exceed the instruments calibration range. The detected results are qualified "J". No dilution was required because these are laboratory QC samples.

E3N09MS

Acenaphthene, Fluorene, Phenanthrene, Fluoranthene, Pyrene, Benzo(a)anthracene,  
Chrysene, Benzo(b)fluoranthene, Benzo(a)pyrene



Case Number: 38701  
Site Name: Kinnickinnic River (WI)

SDG Number: E3ZW3  
Laboratory: Mitkem Laboratories

E3N09MSD

Acenaphthene, Fluorene, Phenanthrene, Fluoranthene, Pyrene, Benzo(a)anthracene, Chrysene, Benzo(b)fluoranthene, Benzo(k)fluoranthene, Benzo(a)pyrene, Indeno(1,2,3-cd)pyrene

The following semivolatile samples were reanalyzed at the SIM level of detection because they reported the associated compounds as non-detects (U) from the semivolatile analyses (full scan). The values obtained from the SIM analyses should be considered the final concentrations for the affected compounds.

E3N03DL, E3N30DL

Naphthalene, 2-Methylnaphthalene, Acenaphthylene

E3N04DL, E3N05DL, E3N06DL, E3N28DL, E3N29DL

Naphthalene

E3N32DL

Naphthalene, 2-Methylnaphthalene

E3ZW3, E3ZX8

Naphthalene, 2-Methylnaphthalene, Acenaphthylene, Acenaphthene, Fluorene, Phenanthrene, Anthracene, Fluoranthene, Pyrene, Benzo(a)anthracene, Chrysene, Benzo(b)fluoranthene, Benzo(k)fluoranthene, Benzo(a)pyrene, Indeno(1,2,3-cd)pyrene, Dibenzo(a,h)anthracene, Benzo(g,h,i)perylene

E3ZX4DL, E3ZX5DL

Naphthalene, Acenaphthylene

E3ZX7DL

2-Methylnaphthalene, Acenaphthylene

The following samples were reanalyzed at the SIM level of detection because they reported one or more compounds below the CRQL (J) from the semivolatile analyses (full scan).

E3N03, E3N04, E3N05, E3N06, E3N28, E3N31, E3N32, E3N33, E3ZX4, E3ZX5, E3ZX6, E3NX7

The following semivolatile SIM samples have compound concentrations which exceed the instruments calibration range. The detected results are qualified "J". No dilutions were analyzed; therefore the results should be considered the final concentrations for the affected compounds.

E3N03

Acenaphthene, Fluorene, Phenanthrene, Anthracene, Fluoranthene, Pyrene, Benzo(a)anthracene, Chrysene, Benzo(b)fluoranthene, Benzo(k)fluoranthene, Benzo(a)pyrene, Indeno(1,2,3-cd)pyrene

E3N04, E3N05, E3N28

2-Methylnaphthalene, Acenaphthene, Fluorene, Phenanthrene, Anthracene, Fluoranthene, Pyrene, Benzo(a)anthracene, Chrysene, Benzo(b)fluoranthene, Benzo(k)fluoranthene, Benzo(a)pyrene, Indeno(1,2,3-cd)pyrene, Dibenzo(a,h)anthracene, Benzo(g,h,i)perylene

E3N06, E3N31, E3N32, E3ZX4, E3ZX6, E3ZX7

Acenaphthene, Fluorene, Phenanthrene, Anthracene, Fluoranthene, Pyrene, Benzo(a)anthracene, Chrysene, Benzo(b)fluoranthene, Benzo(k)fluoranthene, Benzo(a)pyrene, Indeno(1,2,3-cd)pyrene, Dibenzo(a,h)anthracene, Benzo(g,h,i)perylene

E3ZX5, E3ZX5RE

Acenaphthene, Fluorene, Phenanthrene, Anthracene, Fluoranthene, Pyrene, Benzo(a)anthracene, Chrysene, Benzo(b)fluoranthene, Benzo(k)fluoranthene, Benzo(a)pyrene, Indeno(1,2,3-cd)pyrene, Benzo(g,h,i)perylene

The following semivolatile SIM samples have compound concentrations which exceed the instruments calibration range. The detected results are qualified "J". The results from either the semivolatile analyses (full scan) or diluted semivolatile SIM analysis should be considered the final concentrations for the affected compounds.

E3N33

2-Methylnaphthalene, Acenaphthene, Fluorene, Phenanthrene, Anthracene, Fluoranthene, Pyrene, Benzo(a)anthracene, Chrysene, Benzo(b)fluoranthene, Benzo(k)fluoranthene, Benzo(a)pyrene, Indeno(1,2,3-cd)pyrene, Benzo(g,h,i)perylene

E3N33DL

Phenanthrene, Fluoranthene, Pyrene

The following aroclor samples have compound concentrations which exceed the instruments calibration range. The detected results are qualified "J". The results from the diluted analyses should be considered the final concentrations for the affected compounds.

E3N03, E3N04, E3N05, E3N06, E3N27, E3N28, E3N29  
Aroclor-1248, Aroclor-1254

E3N08, E3N09, E3N30, E3ZX6  
Aroclor-1254

Case Number: 38701  
Site Name: Kinnickinnic River (WI)

Page 14 of 15  
SDG Number: E3ZW3  
Laboratory: Mitkem Laboratories

E3N32, E3N33  
Aroclor-1242, Aroclor-1248

The following aroclor samples have compound concentrations whose presence were confirmed by GC/MS and are qualified with "C".

E3N03, E3N03DL, E3N06, E3N06DL, E3N28, E3N28DL, E3N29, E3N29DL  
Aroclor-1248

E3N04, E3N04DL, E3N05, E3N05DL  
Aroclor-1248, Aroclor-1254

Benzo(b)fluoranthene (11000 ug/Kg) and Benzo(k)fluoranthene (10000 ug/Kg) were reported incorrectly for SVOA sample E3N29 on the CADRE and EDD spreadsheets. Raw data was used to verify the results. The corrected results for Benzo(b)fluoranthene and Benzo(k)fluoranthene are 9500 ug/Kg and 3500 ug/kg, respectively (as reported on the laboratory Form I). Corrections on both spreadsheets were made by this reviewer. Copies of the raw data for this sample are included with the hardcopy validation package.

CADRE Data Qualifier Sheet

Qualifiers

Data Qualifier Definitions

U	The analyte was analyzed for, but was not detected above the reported sample quantitation limit.
J	The analyte was positively identified; the associated numerical value is an approximate concentration of the analyte in the sample.
UJ	The analyte was not detected above the reported sample quantitation limit. However, the reported quantitation limit is approximate and may or may not represent the action limit of quantitation necessary to accurately and precisely measure the analyte in the sample.
N	The analysis indicates the presence of an analyte for which there is presumptive evidence to make a tentative identification.
NJ	The analysis indicates the presence of an analyte for which there is presumptive evidence to make a tentative identification and the associated numerical value represents its approximate concentration.
R	The data are unusable. (The compound may or may not be present.)

UNITED STATES ENVIRONMENTAL PROTECTION AGENCY  
REGION V  
SUPERFUND DIVISION

DATE:

SUBJECT: Review of Data  
Received for Review on: September 4, 2009

FROM: Stephen L. Ostrodka, Chief (SRT-5J)  
Superfund Field Services Section

TO: Data User: GLNPO / Ch2mHill

We have reviewed the data for the following case:

SITE Name Kinnickinnic River (WI)

Case Number: 38701 MRN: 1760.0 SDG Number: E3N36

Number and Type of Samples: Twenty (20) Soil Samples (SV, SV-SIM, Aroclor)

Sample Numbers: E3N36-E3N41, E3N54-E3N66 and E3N74

Laboratory: Mitkem Laboratories Hrs for Review: 45 hrs

Following are our findings:

CC: Howard Pham  
Region 5 TPO  
Mail Code: SRT-5J

Case Number: 38701  
Site Name: Kinnickinnic River (WI)

Page 2 of 13  
SDG Number: E3N36  
Laboratory: Mitkem Laboratories

**Below is a summary of the out-of-control audits and the possible effects on the data for this case:**

Twenty (20) soil samples labeled E3N36 though E3N41; E3N54 though E3N66 and E3N74 were shipped to Mitkem Laboratories located in Warwick, RI. Six (6) samples; E3N36 through E3N41 were collected on 8/12/2009 and received 8/14/09 at the facility at 4 °C. Thirteen (13) samples E3N54 though E3N66 were sampled on 8/13/09 and received on 8/14/09 at the facility at 4 °C. Sample E3N74 was sampled on 8/13/09 and received on 8/14/09 at the facility at 6 °C. All samples were analyzed for the Semivolatile and Aroclor compounds. Only twelve (12) samples; E3N36, E3N41, E3N54 though E3N57, E3N61, E3N63 though E3N66 and E3N74 were analyzed for the Semivolatile SIM compounds.

All samples were analyzed according to CLP SOW SOM01.2 and Modification Reference Number 1760.0. Reviewed according to the NFG for SOM01.2 and the SOP for ESAT 5/TechLaw Validation of Contract Laboratory Program Organic Data (Version 2.4).

Sample E3N74 was designated by the samplers to be used for laboratory QC, i.e. MS/MSD analyses

Samples E3N65 and E3N66 were identified as field duplicates.

**1. HOLDING TIME**

No problems were found.

**2. GC/MS TUNING AND GC INSTRUMENT PERFORMANCE**

No problems were found.

**3. CALIBRATION**

The following semivolatile samples are associated with an initial calibration percent relative standard deviation (%RSD) outside criteria. Detected compounds are qualified "J". Non-detected compounds are not qualified.

E3N36, E3N36DL, E3N54, E3N54DL, E3N55, E3N61, E3N62, E3N63, E3N63DL,  
E3N64, E3N64DL, E3N65, E3N65DL, E3N66, E3N66DL, E3N74, E3N74DL,  
E3N74MS, E3N74MSD, SBLK2E  
Fluorene

**4. BLANKS**

No problems were found.

**5. DEUTERATED MONITORING COMPOUND AND SURROGATE RECOVERY**

The following diluted semivolatile samples have with dilution factors greater than 5.0 have deuterated monitoring compound recoveries above the upper limit of the criteria window. Detected and non-detected compounds are not qualified.

E3N57DL  
Phenanthrene, Anthracene

E3N58DL, E3N62DL  
Naphthalene, 2-Methylnaphthalene, Acenaphthylene, Acenaphthene

E3N65DL  
Fluorene

E3N66DL  
Fluoranthene, Pyrene, Benzo(a)anthracene, Chrysene

The following semivolatile samples have deuterated monitoring compound recovery above the upper limit of the criteria window. Detected compounds are qualified "J". Non-detected compounds are not qualified.

Case Number: 38701  
Site Name: Kinnickinnic River (WI)

SDG Number: E3N36  
Laboratory: Mitkem Laboratories

E3N54, E3N55, E3N57, E3N58, E3N61, E3N65, E3N66, E3N74  
Naphthalene, 2-Methylnaphthalene, Acenaphthylene, Acenaphthene

E3N56, E3N74MS, E3N74MSD  
Fluoranthene, Pyrene, Benzo(a)anthracene, Chrysene

The following semivolatile samples have deuterated monitoring compound recovery below the lower limit of the criteria window. Detected compounds are qualified "J". Non-detected compounds are qualified "UJ".

E3N36  
Fluoranthene, Pyrene, Benzo(a)anthracene, Chrysene, Benzo(b)fluoranthene,  
Benzo(k)fluoranthene, Benzo(a)pyrene, Indeno(1,2,3-cd)pyrene, Dibenzo(a,h)anthracene,  
Benzo(g,h,i)perylene

The following semivolatile samples with dilution factors less than or equal to 5 have deuterated monitoring compound recovery below the lower limit of the criteria window. Detected compounds are qualified "J". Non-detected compounds are qualified "UJ".

E3N36DL  
Pyrene, Benzo(a)anthracene, Chrysene, Benzo(b)fluoranthene, Benzo(k)fluoranthene,  
Benzo(a)pyrene, Indeno(1,2,3-cd)pyrene, Dibenzo(a,h)anthracene, Benzo(g,h,i)perylene

The following diluted SIM semivolatile samples with dilution factors greater than 5 have surrogate percent recoveries less than 10%. Detected and non-detected compounds are not qualified.

E3N36, E3N54, E3N55DL, E3N56, E3N57, E3N62, E3N63, E3N64, E3N65, E3N66,  
E3N74, E3N74MS, E3N74MSD

The following aroclor samples have surrogate percent recoveries which exceed criteria on only 1 GC column. Detected and non-detected compounds are not qualified as the lower of the 2 possible values (i.e. the reported value) is within the acceptance range.

E3N36, E3N37, E3N38, E3N39, E3N40, E3N56, E3N57, E3N58, E3N59, E3N60,  
E3N62, E3N63, E3N64, E3N65, E3N66

The following diluted aroclor samples with dilution factors greater than 5 have surrogate percent recoveries which exceed the criteria on only 1 GC column. Detected and non-detected compounds are not qualified as the lower of the 2 possible values (i.e. the reported value) is within the acceptance range.

E3N37DL, E3N38DL, E3N56DL, E3N57DL, E3N58DL, E3N62DL, E3N63DL,  
E3N64DL



**6A. MATRIX SPIKE/MATRIX SPIKE DUPLICATE**

Sample E3N74 was designated by the samplers to be used for laboratory QC, i.e. MS/MSD analyses.

The following semivolatile matrix spike/matrix spike duplicate samples have percent recoveries greater than the upper acceptance criteria. Detected compounds in the unspiked samples E3N74 and E3N74DL are qualified “J”.

E3N74MS/ E3N74MSD  
 Acenaphthene, Pyrene

The following semivolatile SIM matrix spike/matrix spike duplicate samples have percent recoveries greater than the upper acceptance criteria. Detected compounds in the unspiked samples E3N74 and E3N74DL are qualified “J”.

E3N74MS/ E3N74MSD  
 Pyrene

Reported results for Aroclor analysis were from gc column CLP-PEST II. No problems were found.

**6B. LABORATORY CONTROL SAMPLE**

No problems were found.

**7. FIELD BLANK AND FIELD DUPLICATE**

Samples; E3N65/E3N66 were identified as Field Duplicates. The results are summarized in the following tables:

Semivolatile analytes	E3N65 µg/Kg	E3N66 µg/Kg	%RPDs	E3N65DL µg/Kg df=6	E3N66DL µg/Kg df=6	%RPDs
Naphthalene	630	650	3.1	640	560	13.3
2-Methylnaphthalene	420	370	12.7	370	1700	128.5
Acenaphthylene	240	220	8.7	1800	1700	5.7
Acenaphthene	1000	1000	0.0	970	850	13.2
Fluorene	1500	1500	0.0	1900	1300	37.5
Phenanthrene	11000	9100	18.9	15000	12000	22.2
Anthracene	830	810	2.4	2200	1800	20.0
Fluoranthene	17000	18000	5.7	27000	22000	20.4

Case Number: 38701  
Site Name: Kinnickinnic River (WI)

SDG Number: E3N36  
Laboratory: Mitkem Laboratories

Pyrene	21000	18000	15.4	24000	23000	4.3
Benzo(a)anthracene	9000	9200	2.2	7500	6800	9.8
Chrysene	12000	12000	0.0	11000	10000	9.5
Benzo(b)fluoranthene	18000	15000	18.2	11000	9700	12.6
Benzo(k)fluoranthene	4700	7200	42.0	8600	8000	7.2
Benzo(a)pyrene	7900	7600	3.9	7000	6500	7.4
Indeno(1,2,3-cd)pyrene	3600	3400	5.7	4200	3600	15.4
Dibenzo(a,h)anthracene	1300	1500	14.3	1200	1000	18.2
Benzo(g,h,i)perylene	3400	3200	6.1	4200	3600	15.4

Results are not qualified based upon the results of the field duplicates.

semivolatile SIM analytes	E3N65 μg/Kg	E3N66 μg/Kg	%RPDs
Naphthalene	590	480	20.6
2-Methylnaphthalene	340	260	26.7
Acenaphthylene	160	190	17.1
Acenaphthene	600	710	16.8
Fluorene	870	960	9.8
Phenanthrene	5300	4800	9.9
Anthracene	900	820	9.3
Fluoranthene	8200	7400	10.3
Pyrene	3300	3300	0.0
Benzo(a)anthracene	2600	2900	10.9
Chrysene	2700	2800	3.6
Benzo(b)fluoranthene	4300	4400	2.3
Benzo(k)fluoranthene	2600	2500	3.9
Benzo(a)pyrene	3700	3500	5.6
Indeno(1,2,3-cd)pyrene	2800	2700	3.6
Dibenzo(a,h)anthracene	1200	1100	8.7
Benzo(g,h,i)perylene	3200	3100	3.2

Results are not qualified based upon the results of the field duplicates.

Results are not qualified based upon the results of the field duplicates.

## 8. INTERNAL STANDARDS

The following semivolatile samples have internal standard area counts that are outside the upper limit of primary criteria. Detected compounds are qualified "J". Non-detected compounds are not qualified.

E3N62, E3N74DL  
Phenanthrene, Anthracene, Fluoranthene

The following semivolatile sample have an internal standard area counts that are outside of the lower primary minimum criteria (50%) but greater than or equal to the expanded minimum criteria (20%). Detected compounds are qualified "J". Non-detected compounds are qualified "UJ".

E3N57, E3N74MS, E3N74MSD  
Benzo(b)fluoranthene, Benzo(k)fluoranthene, Benzo(a)pyrene, Indeno(1,2,3-cd)pyrene,  
Dibenzo(a,h)anthracene, Benzo(g,h,i)perylene

E3N58  
Pyrene, Benzo(a)anthracene, Chrysene, Benzo(b)fluoranthene, Benzo(k)fluoranthene,  
Benzo(a)pyrene, Indeno(1,2,3-cd)pyrene, Dibenzo(a,h)anthracene, Benzo(g,h,i)perylene

E3N74  
Naphthalene, 2-Methylnaphthalene

## 9. COMPOUND IDENTIFICATION

After reviewing the mass spectra and chromatograms it appears that all SV, SV-SIM and Aroclor compounds were properly identified.

## 10. COMPOUND QUANTITATION AND REPORTED DETECTION LIMITS

The following semivolatile samples have analyte concentrations below the quantitation limit (CRQL). Detected compounds are qualified "J".

E3N36  
Naphthalene, 2-Methylnaphthalene, Acenaphthylene, Benzo(g,h,i)perylene

E3N36DL  
2-Methylnaphthalene, Acenaphthylene, Fluorene, Benzo(a)pyrene,  
Indeno(1,2,3-cd)pyrene, Dibenzo(a,h)anthracene

E3N37DL  
Acenaphthene, Fluorene, Anthracene, Indeno(1,2,3-cd)pyrene, Dibenzo(a,h)anthracene,  
Benzo(g,h,i)perylene

Case Number: 38701  
Site Name: Kinnickinnic River (WI)

Page 8 of 13  
SDG Number: E3N36  
Laboratory: Mitkem Laboratories

E3N38DL

Acenaphthene, Fluorene, Anthracene, Indeno(1,2,3-cd)pyrene, Dibenzo(a,h)anthracene,  
Benzo(g,h,i)perylene

E3N39DL, E3N59DL, E3N62DL

Acenaphthene, Fluorene, Anthracene, Dibenzo(a,h)anthracene

E3N40DL

Naphthalene, Acenaphthene, Fluorene, Anthracene, Indeno(1,2,3-cd)pyrene,  
Dibenzo(a,h)anthracene

E3N54, E3N64, E3N65

Acenaphthylene

E3N54DL

Naphthalene, 2-Methylnaphthalene, Acenaphthene, Dibenzo(a,h)anthracene

E3N55

Phenanthrene, Fluoranthene, Pyrene, Benzo(a)anthracene, Chrysene,  
Benzo(b)fluoranthene, Benzo(k)fluoranthene, Benzo(a)pyrene, Indeno(1,2,3-cd)pyrene

E3N56, E3N57

Naphthalene

E3N56DL

Fluorene, Anthracene, Indeno(1,2,3-cd)pyrene, Dibenzo(a,h)anthracene,  
Benzo(g,h,i)perylene

E3N57DL

Acenaphthylene, Acenaphthene, Fluorene, Dibenzo(a,h)anthracene

E3N58DL, E3N60DL

Acenaphthene, Fluorene, Dibenzo(a,h)anthracene

E3N63DL

2-Methylnaphthalene, Acenaphthene, Fluorene, Dibenzo(a,h)anthracene

E3N64DL, E3N65DL

Naphthalene, 2-Methylnaphthalene, Acenaphthene, Dibenzo(a,h)anthracene

E3N66, E3N74, E3N74MS, E3N74MSD

Acenaphthylene

Case Number: 38701  
Site Name: Kinnickinnic River (WI)

SDG Number: E3N36  
Laboratory: Mitkem Laboratories

E3N66DL  
Naphthalene, Acenaphthene, Fluorene, Dibenzo(a,h)anthracene

E3N74DL  
Naphthalene 2-Methylnaphthalene, Acenaphthylene, Acenaphthene,  
Dibenzo(a,h)anthracene

The following aroclor samples have percent differences between analyte results in the range 26-100%. Detected compounds are qualified "J".

E3N36, E3N38, E3N40, E3N59, E3N65, E3N66  
Aroclor-1254

E3N36DL, E3N38DL, E3N39, E3N62DL  
Aroclor-1260

The following aroclor samples have percent differences between analyte results exceeding 100%. Detected compounds are qualified "J".

E3N39  
Aroclor-1254

E3N66  
Aroclor-1260

## 11. SYSTEM PERFORMANCE

GC/MS baseline indicated acceptable performance. The GC baseline for the aroclor analyses was acceptable.

## 12. ADDITIONAL INFORMATION

The following semivolatiles analyses have compound concentrations which exceed the instruments calibration range. The result was flagged "E" by the laboratory and are qualified "J". The results from the most diluted (sample ID with the suffix "DL") semivolatiles analyses should be considered the final concentrations for the affected compounds.

E3N36  
Phenanthrene, Fluoranthene, Benzo(a)anthracene, Chrysene, Benzo(b)fluoranthene

E3N37  
Phenanthrene, Fluoranthene, Pyrene, Benzo(a)anthracene, Chrysene,  
Benzo(b)fluoranthene, Benzo(a)pyrene, Benzo(g,h,i)perylene

E3N38, E3N39, E3N54, E3N59, E3N60

Case Number: 38701

SDG Number: E3N36

Site Name: Kinnickinnic River (WI)

Laboratory: Mitkem Laboratories

Phenanthrene, Fluoranthene, Pyrene, Benzo(a)anthracene, Chrysene,  
Benzo(b)fluoranthene, Benzo(a)pyrene

E3N40

Phenanthrene, Fluoranthene, Pyrene, Chrysene, Benzo(b)fluoranthene

E3N56

Phenanthrene, Fluoranthene, Pyrene, Benzo(a)anthracene, Chrysene,  
Benzo(b)fluoranthene, Benzo(a)pyrene, Indeno(1,2,3-cd)pyrene, Benzo(g,h,i)perylene

E3N57, E3N63, E3N64, E3N65, E3N66

Phenanthrene, Fluoranthene, Pyrene, Benzo(a)anthracene, Chrysene,  
Benzo(b)fluoranthene, Benzo(k)fluoranthene, Benzo(a)pyrene

E3N58

Phenanthrene, Anthracene, Fluoranthene, Pyrene, Benzo(a)anthracene, Chrysene,  
Benzo(b)fluoranthene, Benzo(k)fluoranthene, Benzo(a)pyrene, Indeno(1,2,3-cd)pyrene,  
Benzo(g,h,i)perylene

E3N62

Phenanthrene, Fluoranthene, Pyrene, Benzo(a)anthracene, Chrysene,  
Benzo(b)fluoranthene, Benzo(k)fluoranthene, Benzo(a)pyrene, Indeno(1,2,3-cd)pyrene,  
Benzo(g,h,i)perylene

E3N74

Phenanthrene, Fluoranthene, Pyrene, Benzo(a)anthracene, Chrysene,  
Benzo(b)fluoranthene

The following semivolatile samples have compound concentrations which exceed the instruments calibration range. The detected results are qualified "J". No dilution was required because these are laboratory QC samples.

E3N74MS, E3N74MSD

Phenanthrene, Fluoranthene, Pyrene, Benzo(a)anthracene, Chrysene,  
Benzo(b)fluoranthene, Benzo(a)Pyrene

Case Number: 38701  
 Site Name: Kinnickinnic River (WI)

SDG Number: E3N36  
 Laboratory: Mitkem Laboratories

The following semivolatile-SIM analyses have compound concentrations which exceed the instruments calibration range. The result was flagged “E” by the laboratory and are qualified “J”. The results from full scan semivolatile analyses should be considered the final concentrations for the affected compounds.

## E3N36

Acenaphthene, Fluorene, Phenanthrene, Anthracene, Fluoranthene, Pyrene,  
 Benzo(a)anthracene, Chrysene, Benzo(b)fluoranthene, Benzo(k)fluoranthene,  
 Indeno(1,2,3-cd)pyrene, Dibenzo(a,h)anthracene

## E3N54, E3N64, E3N65, E3N66

Naphthalene, Acenaphthene, Fluorene, Phenanthrene, Anthracene, Fluoranthene, Pyrene,  
 Benzo(a)anthracene, Chrysene, Benzo(b)fluoranthene, Benzo(k)fluoranthene,  
 Benzo(a)pyrene, Indeno(1,2,3-cd)pyrene, Dibenzo(a,h)anthracene, Benzo(g,h,i)perylene

## E3N55

Phenanthrene, Fluoranthene, Pyrene, Benzo(a)anthracene, Chrysene,  
 Benzo(b)fluoranthene, Benzo(a)pyrene

## E3N56, E3N57

Acenaphthene, Fluorene, Phenanthrene, Anthracene, Fluoranthene, Pyrene,  
 Benzo(a)anthracene, Chrysene, Benzo(b)fluoranthene, Benzo(k)fluoranthene,  
 Benzo(a)pyrene, Indeno(1,2,3-cd)pyrene, Dibenzo(a,h)anthracene, Benzo(g,h,i)perylene

## E3N62, E3N63, E3N74

Naphthalene, 2-Methylnaphthalene, Acenaphthene, Fluorene, Phenanthrene, Anthracene,  
 Fluoranthene, Pyrene, Benzo(a)anthracene, Chrysene, Benzo(b)fluoranthene,  
 Benzo(k)fluoranthene, Benzo(a)pyrene, Indeno(1,2,3-cd)pyrene, Dibenzo(a,h)anthracene,  
 Benzo(g,h,i)perylene

## E3N74

Acenaphthene, Fluorene, Phenanthrene, Anthracene, Fluoranthene, Pyrene,  
 Benzo(a)anthracene, Chrysene, Benzo(b)fluoranthene, Benzo(k)fluoranthene,  
 Benzo(a)pyrene, Indeno(1,2,3-cd)pyrene, Dibenzo(a,h)anthracene, Benzo(g,h,i)perylene

The following semivolatile SIM samples have compound concentrations which exceed the instruments calibration range. The detected results are qualified “J”. No dilution was required because these are laboratory QC samples.

## E3N74MS, E3N74MSD

Naphthalene, 2-Methylnaphthalene, Acenaphthene, Fluorene, Phenanthrene, Anthracene,  
 Fluoranthene, Pyrene, Benzo(a)anthracene, Chrysene, Benzo(b)fluoranthene,  
 Benzo(k)fluoranthene, Benzo(a)pyrene, Indeno(1,2,3-cd)pyrene, Dibenzo(a,h)anthracene,  
 Benzo(g,h,i)perylene

Case Number: 38701  
Site Name: Kinnickinnic River (WI)

Page 12 of 13  
SDG Number: E3N36  
Laboratory: Mitkem Laboratories

The following initial Aroclor analyses have compound concentrations which exceed the instruments calibration range. The result was flagged “E” by the laboratory and are qualified “J”. The results from the most diluted (sample ID with the suffix “DL”) Aroclor analyses should be considered the final concentrations for the affected compounds.

E3N36  
Aroclor-1242, Aroclor-1248, Aroclor-1254

E3N37, E3N56, E3N57, E3N58, E3N62, E3N63  
Aroclor-1254, Aroclor-1260

E3N38, E3N64  
Aroclor-1254



CADRE Data Qualifier Sheet

<u>Qualifiers</u>	<u>Data Qualifier Definitions</u>
U	The analyte was analyzed for, but was not detected above the reported sample quantitation limit.
J	The analyte was positively identified; the associated numerical value is an approximate concentration of the analyte in the sample.
UJ	The analyte was not detected above the reported sample quantitation limit. However, the reported quantitation limit is approximate and may or may not represent the action limit of quantitation necessary to accurately and precisely measure the analyte in the sample.
N	The analysis indicates the presence of an analyte for which there is presumptive evidence to make a tentative identification.
NJ	The analysis indicates the presence of an analyte for which there is presumptive evidence to make a tentative identification and the associated numerical value represents its approximate concentration.
R	The data are unusable. (The compound may or may not be present.)

UNITED STATES ENVIRONMENTAL PROTECTION AGENCY  
REGION V  
SUPERFUND DIVISION

DATE:

SUBJECT: Review of Data  
Received for Review on: July 30, 2009

FROM: Stephen L. Ostrodka, Chief (SRT-5J)  
Superfund Field Services Section

TO: Data User: GLNPO / Ch2mHill

We have reviewed the data for the following case:

Site Name: Kinnickinnic River (15080102), WI

Case Number: 38702 SDG Number: E3ZS7

Number and Type of Samples: 1 water (Aroclors)

Sample Numbers: E3ZS7

Laboratory: KAP Technologies Hrs for Review:

Following are our findings:

CC: Howard Pham  
Region 5 TPO  
Mail Code: SRT-5J

Case Number: 38702  
Site Name: Kinnickinnic River (WI)

Page 2 of 5  
SDG Number: E3ZS7  
Laboratory: KAP Laboratories

**Below is a summary of the out-of-control audits and the possible effects on the data for this case:**

One (1) water sample labeled E3ZS7 was collected 7-09-09. The sample was received by KAP Technologies, Inc. located in The Woodlands, TX on 7-10-09. The sample arrived intact and at the proper shipping temperature range of 2 - 6°C. Sample E3ZS7 was analyzed for the aroclor target compounds according to CLP SOW SOM01.2. The sample was reviewed according to the NFG for SOM01.2; the SOP for ESAT 5/TechLaw Validation of Contract Laboratory Program Organic Data (Version 2.3) and the Region 2 SOP for Data Validation plus the GLNPO customizations.

Sample E3ZS7 was not designated by the samplers to be used for laboratory QC, i.e. MS / MSD analyses. No MS / MSD samples were analyzed for this sample delivery group.

Sample E3ZS7 was not identified as a field blank or a field duplicate.

**1. HOLDING TIME**

No problems were found.

**2. GC INSTRUMENT PERFORMANCE**

No problems were found.

**3. CALIBRATION**

The following volatile samples are associated with a continuing calibration in which a DMC exceeded percent difference (%D) criteria. Detected and non-detected compounds are not qualified.

E3ZS7  
Decachlorobiphenyl

**4. BLANKS**

No problems were found.

**5. DEUTERATED MONITORING COMPOUND AND SURROGATE RECOVERY**

No problems were found.

**6A. MATRIX SPIKE/MATRIX SPIKE DUPLICATE**

Sample E3ZS7 was not designated by the samplers to be used for laboratory QC, i.e. MS / MSD analyses. No MS / MSD samples were analyzed for this sample delivery group. No sample results are qualified for this deficiency.

**6B. LABORATORY CONTROL SAMPLE**

No problems were found.

**7. FIELD BLANK AND FIELD DUPLICATE**

Sample E3ZS7 was not identified as field blank or field duplicate.

**8. INTERNAL STANDARDS**

Not applicable to this analysis.

## **9. COMPOUND IDENTIFICATION**

After reviewing the chromatograms it appears that the aroclor compounds were properly identified.

## **10. COMPOUND QUANTITATION AND REPORTED DETECTION LIMITS**

No problems were found.

## **11. SYSTEM PERFORMANCE**

The GC baselines for the aroclor analyses were acceptable.

## **12. ADDITIONAL INFORMATION**

The following aroclor sample was reported in the EDD spreadsheet but not report in the CADRE spreadsheet. The laboratory Form Is for this sample is included with the hard copy data package.

ALCS85

The samples were analyzed according to CLP SOW SOM01.2. The sample results were reported on forms from SOW SOM01.2 (06/2007). All QC results were reported on forms from SOW SOM01.1 (05/2005). The sample results are not qualified for this non-compliant.

CADRE Data Qualifier Sheet

Qualifiers

Data Qualifier Definitions

U	The analyte was analyzed for, but was not detected above the reported sample quantitation limit.
J	The analyte was positively identified; the associated numerical value is an approximate concentration of the analyte in the sample.
UJ	The analyte was not detected above the reported sample quantitation limit. However, the reported quantitation limit is approximate and may or may not represent the action limit of quantitation necessary to accurately and precisely measure the analyte in the sample.
N	The analysis indicates the presence of an analyte for which there is presumptive evidence to make a tentative identification.
NJ	The analysis indicates the presence of an analyte for which there is presumptive evidence to make a tentative identification and the associated numerical value represents its approximate concentration.
R	The data are unusable. (The compound may or may not be present.)

UNITED STATES ENVIRONMENTAL PROTECTION AGENCY  
REGION V  
SUPERFUND DIVISION

DATE:

SUBJECT: Review of Data  
Received for Review on: July 30, 2009

FROM: Stephen L. Ostrodka, Chief (SRT-5J)  
Superfund Field Services Section

TO: Data User: GLNPO / Ch2mHill

We have reviewed the data for the following case:

Site Name: Kinnickinnic River (15080102), WI

Case Number: 38702 SDG Number: E3ZS8

Number and Type of Samples: 1 water (Aroclors)

Sample Numbers: E3ZS8

Laboratory: KAP Technologies Hrs for Review:

Following are our findings:

CC: Howard Pham  
Region 5 TPO  
Mail Code: SRT-5J

Case Number: 38702  
Site Name: Kinnickinnic River (WI)

Page 2 of 5  
SDG Number: E3ZS8  
Laboratory: KAP Laboratories

**Below is a summary of the out-of-control audits and the possible effects on the data for this case:**

One (1) water sample labeled E3ZS8 was collected 7-13-09. The sample was received by KAP Technologies, Inc. located in The Woodlands, TX on 7-14-09. The sample arrived intact and at the proper shipping temperature range of 2 - 6°C. Sample E3ZS8 was analyzed for the aroclor target compounds according to CLP SOW SOM01.2. The sample was reviewed according to the NFG for SOM01.2; the SOP for ESAT 5/TechLaw Validation of Contract Laboratory Program Organic Data (Version 2.3) and the Region 2 SOP for Data Validation plus the GLNPO customizations.

Sample E3ZS8 was not designated by the samplers to be used for laboratory QC, i.e. MS / MSD analyses. No MS / MSD samples were analyzed for this sample delivery group.

Sample E3ZS8 was not identified as a field blank or a field duplicate.



**1. HOLDING TIME**

No problems were found.

**2. GC INSTRUMENT PERFORMANCE**

No problems were found.

**3. CALIBRATION**

No problems were found.

**4. BLANKS**

No problems were found.

**5. DEUTERATED MONITORING COMPOUND AND SURROGATE RECOVERY**

No problems were found.

**6A. MATRIX SPIKE/MATRIX SPIKE DUPLICATE**

Sample E3ZS8 was not designated by the samplers to be used for laboratory QC, i.e. MS / MSD analyses. No MS / MSD were analyzed for this sample delivery group. No sample results are qualified for this deficiency.

**6B. LABORATORY CONTROL SAMPLE**

No problems were found.

**7. FIELD BLANK AND FIELD DUPLICATE**

Sample E3ZS8 was not identified as field blank or field duplicate.

**8. INTERNAL STANDARDS**

Not applicable to this analysis.

**9. COMPOUND IDENTIFICATION**

After reviewing the chromatograms it appears that the aroclor compounds were properly identified.

Case Number: 38702  
Site Name: Kinnickinnic River (WI)

Page 4 of 5  
SDG Number: E3ZS8  
Laboratory: KAP Laboratories

## **10. COMPOUND QUANTITATION AND REPORTED DETECTION LIMITS**

The following aroclor sample has analyte concentration below the quantitation limit (CRQL).  
Detected compound is qualified "J".

ALCS88  
Aroclor-1016

## **11. SYSTEM PERFORMANCE**

The GC baselines for the aroclor analyses were acceptable.

## **12. ADDITIONAL INFORMATION**

The following aroclor sample was reported in the EDD spreadsheet but not report in the CADRE spreadsheet. The laboratory Form Is for this sample is included with the hard copy data package.

ALCS88

The samples were analyzed according to CLP SOW SOM01.2. The sample results were reported on forms from SOW SOM01.2 (06/2007). All QC results were reported on forms from SOW SOM01.1 (05/2005). The sample results are not qualified for this non-compliant.

CADRE Data Qualifier Sheet

Qualifiers

Data Qualifier Definitions

U	The analyte was analyzed for, but was not detected above the reported sample quantitation limit.
J	The analyte was positively identified; the associated numerical value is an approximate concentration of the analyte in the sample.
UJ	The analyte was not detected above the reported sample quantitation limit. However, the reported quantitation limit is approximate and may or may not represent the action limit of quantitation necessary to accurately and precisely measure the analyte in the sample.
N	The analysis indicates the presence of an analyte for which there is presumptive evidence to make a tentative identification.
NJ	The analysis indicates the presence of an analyte for which there is presumptive evidence to make a tentative identification and the associated numerical value represents its approximate concentration.
R	The data are unusable. (The compound may or may not be present.)

UNITED STATES ENVIRONMENTAL PROTECTION AGENCY  
REGION V  
SUPERFUND DIVISION

DATE:

SUBJECT: Review of Data  
Received for Review on: August 5, 2009

FROM: Stephen L. Ostrodka, Chief (SRT-5J)  
Superfund Field Services Section

TO: Data User: GLNPO / Ch2mHill

We have reviewed the data for the following case:

Site Name: Kinnickinnic River (15080102), WI

Case Number: 38702 SDG Number: E3ZT0

Number and Type of Samples: 2 waters (Aroclors)

Sample Numbers: E3ZT0, E3ZT1

Laboratory: KAP Laboratories Hrs for Review: \_\_\_\_\_

Following are our findings:

CC: Howard Pham  
Region 5 TPO  
Mail Code: SRT-5J

Case Number: 38702  
Site Name: Kinnickinnic River (WI)

Page 2 of 5  
SDG Number: E3ZT0  
Laboratory: KAP Laboratories

**Below is a summary of the out-of-control audits and the possible effects on the data for this case:**

Two (2) water samples, labeled E3ZT0 and E3ZT1, were collected on 7-16-09 and 7-21-09. The samples were received by KAP Technologies, Inc. located in The Woodlands, TX on 7-17-09 and 07-22-09. The samples arrived intact and at the proper shipping temperature range of 2 - 6°C. The samples were analyzed for the aroclor target compounds according to CLP SOW SOM01.2. The samples were reviewed according to the NFG for SOM01.2; the SOP for ESAT 5/TechLaw Validation of Contract Laboratory Program Organic Data (Version 2.3) and the Region 2 SOP for Data Validation plus the GLNPO customizations.

None of the samples in this SDG was designated by the samplers to be used for laboratory QC, i.e. MS / MSD analyses. No MS / MSD samples were analyzed for this sample delivery group.

No sample was identified as field blanks or field duplicates.

**1. HOLDING TIME**

No problems were found.

**2. GC INSTRUMENT PERFORMANCE**

No problems were found.

**3. CALIBRATION**

No problems were found.

**4. BLANKS**

No problems were found.

**5. DEUTERATED MONITORING COMPOUND AND SURROGATE RECOVERY**

No problems were found.

**6A. MATRIX SPIKE/MATRIX SPIKE DUPLICATE**

None of the samples in this SDG was designated by the samplers to be used for laboratory QC, i.e. MS / MSD analyses. No MS / MSD samples were analyzed for this sample delivery group. No sample results are qualified for this deficiency.

**6B. LABORATORY CONTROL SAMPLE**

No problems were found.

**7. FIELD BLANK AND FIELD DUPLICATE**

No sample was identified as field blanks or field duplicates.

**8. INTERNAL STANDARDS**

Not applicable to this analysis.

**9. COMPOUND IDENTIFICATION**

After reviewing the chromatograms it appears that the aroclor compounds were properly identified.

Case Number: 38702  
Site Name: Kinnickinnic River (WI)

Page 4 of 5  
SDG Number: E3ZT0  
Laboratory: KAP Laboratories

## **10. COMPOUND QUANTITATION AND REPORTED DETECTION LIMITS**

The following aroclor sample has analyte concentration below the quantitation limit (CRQL).  
Detected compound is qualified "J".

ALCS94  
Aroclor-1016

## **11. SYSTEM PERFORMANCE**

The GC baselines for the aroclor analyses were acceptable.

## **12. ADDITIONAL INFORMATION**

The following aroclor samples were reported in the EDD spreadsheet but not reported in the CADRE spreadsheet. The laboratory Form Is for these samples are included with the hard copy data package.

ALCS06, ALCS94

The samples were analyzed according to CLP SOW SOM01.2. The sample results were reported on forms from SOW SOM01.2 (06/2007). All QC results were reported on forms from SOW SOM01.1 (05/2005). The sample results are not qualified for this non-compliant.

CADRE Data Qualifier Sheet

<u>Qualifiers</u>	<u>Data Qualifier Definitions</u>
U	The analyte was analyzed for, but was not detected above the reported sample quantitation limit.
J	The analyte was positively identified; the associated numerical value is an approximate concentration of the analyte in the sample.
UJ	The analyte was not detected above the reported sample quantitation limit. However, the reported quantitation limit is approximate and may or may not represent the action limit of quantitation necessary to accurately and precisely measure the analyte in the sample.
N	The analysis indicates the presence of an analyte for which there is presumptive evidence to make a tentative identification.
NJ	The analysis indicates the presence of an analyte for which there is presumptive evidence to make a tentative identification and the associated numerical value represents its approximate concentration.
R	The data are unusable. (The compound may or may not be present.)



UNITED STATES ENVIRONMENTAL PROTECTION AGENCY  
REGION V  
SUPERFUND DIVISION

DATE:

SUBJECT: Review of Data  
Received for Review on: August 19, 2009

FROM: Stephen L. Ostrodka, Chief (SRT-5J)  
Superfund Field Services Section

TO: Data User: GLNPO / Ch2mHill

We have reviewed the data for the following case:

Site Name: Kinnickinnic River (15080102), WI

Case Number: 38702 SDG Number: E3ZT2

Number and Type of Samples: 1 water (Aroclors)

Sample Numbers: E3ZT2

Laboratory: KAP Laboratories Hrs for Review: \_\_\_\_\_

Following are our findings:

CC: Howard Pham  
Region 5 TPO  
Mail Code: SRT-5J

Case Number: 38702  
Site Name: Kinnickinnic River (WI)

Page 2 of 5  
SDG Number: E3ZT2  
Laboratory: KAP Laboratories

**Below is a summary of the out-of-control audits and the possible effects on the data for this case:**

One (1) water sample labeled E3ZT2 was collected on 07-28-09. The sample was received by KAP Technologies, Inc. located in The Woodlands, TX on 07-29-09. The sample arrived intact and at the proper shipping temperature range of 2 - 6°C. The sample was analyzed for the aroclor target compounds according to CLP SOW SOM01.2. The sample was reviewed according to the NFG for SOM01.2; the SOP for ESAT 5/TechLaw Validation of Contract Laboratory Program Organic Data (Version 2.3) and the Region 2 SOP for Data Validation and the GLNPO request.

Sample E3ZT2 was not designated by the samplers to be used for laboratory QC, i.e. MS / MSD analyses. No MS / MSD were analyzed for this sample delivery group. The sample results are not qualified for this deficiency.

Sample E3ZT2 was not identified as field blank or field duplicate.

**1. HOLDING TIME**

No problems were found.

**2. GC INSTRUMENT PERFORMANCE**

No problems were found.

**3. CALIBRATION**

No problems were found.

**4. BLANKS**

No problems were found.

**5. DEUTERATED MONITORING COMPOUND AND SURROGATE RECOVERY**

No problems were found.

**6A. MATRIX SPIKE/MATRIX SPIKE DUPLICATE**

Sample E3ZT2 was not designated by the samplers to be used for laboratory QC, i.e. MS / MSD analyses. No MS / MSD were analyzed for this sample delivery group. The sample results are not qualified for this deficiency.

**6B. LABORATORY CONTROL SAMPLE**

No problems were found.

**7. FIELD BLANK AND FIELD DUPLICATE**

Sample E3ZT2 was not identified as field blank or field duplicate.

**8. INTERNAL STANDARDS**

Not applicable to this analysis.

**9. COMPOUND IDENTIFICATION**

After reviewing the chromatograms it appears that the aroclor compounds were properly identified.

## **10. COMPOUND QUANTITATION AND REPORTED DETECTION LIMITS**

The following aroclor samples have analyte concentrations below the quantitation limit (CRQL). Detected compounds are qualified "J". Non-detected compounds are not qualified.

ALCS17  
Aroclor-1016

The following aroclor samples have percent differences between analyte results in the range of 26-50%. Detected compounds are qualified "J".

ALCS17  
Aroclor-1016

## **11. SYSTEM PERFORMANCE**

The GC baselines for the aroclor analyses were acceptable.

## **12. ADDITIONAL INFORMATION**

The following aroclor samples were reported in the EDD spreadsheet but not reported in the CADRE spreadsheet. The laboratory Form Is for these samples are included with the hard copy data package.

ABLKS17, ALCS17

The samples were analyzed according to CLP SOW SOM01.2. The sample results were reported on forms from SOW SOM01.2 (06/2007). All QC results were reported on forms from SOW SOM01.1 (05/2005). The sample results are not qualified for this non-compliance.

CADRE Data Qualifier Sheet

Qualifiers

Data Qualifier Definitions

U	The analyte was analyzed for, but was not detected above the reported sample quantitation limit.
J	The analyte was positively identified; the associated numerical value is an approximate concentration of the analyte in the sample.
UJ	The analyte was not detected above the reported sample quantitation limit. However, the reported quantitation limit is approximate and may or may not represent the action limit of quantitation necessary to accurately and precisely measure the analyte in the sample.
N	The analysis indicates the presence of an analyte for which there is presumptive evidence to make a tentative identification.
NJ	The analysis indicates the presence of an analyte for which there is presumptive evidence to make a tentative identification and the associated numerical value represents its approximate concentration.
R	The data are unusable. (The compound may or may not be present.)

UNITED STATES ENVIRONMENTAL PROTECTION AGENCY  
REGION V  
SUPERFUND DIVISION

DATE:

SUBJECT: Review of Data  
Received for Review on: August 20, 2009

FROM: Stephen L. Ostrodka, Chief (SRT-5J)  
Superfund Field Services Section

TO: Data User: GLNPO / Ch2mHill

We have reviewed the data for the following case:

Site Name: Kinnickinnic River (15080102), WI

Case Number: 38850 SDG Number: E3ZT3

Number and Type of Samples: 1 water (Aroclors)

Sample Numbers: E3ZT3

Laboratory: KAP Laboratories Hrs for Review: \_\_\_\_\_

Following are our findings:

CC: Howard Pham  
Region 5 TPO  
Mail Code: SRT-5J

Case Number: 38850  
Site Name: Kinnickinnic River (WI)

Page 2 of 5  
SDG Number: E3ZT3  
Laboratory: KAP Laboratories

**Below is a summary of the out-of-control audits and the possible effects on the data for this case:**

One (1) water sample labeled E3ZT3 was collected on 08-03-09. The sample was received by KAP Technologies, Inc. located in The Woodlands, TX on 08-04-09. The sample arrived intact and at the proper shipping temperature range of 2 - 6°C. The sample was analyzed for the aroclor target compounds according to CLP SOW SOM01.2. The sample was reviewed according to the NFG for SOM01.2; the SOP for ESAT 5/TechLaw Validation of Contract Laboratory Program Organic Data (Version 2.3) and the Region 2 SOP for Data Validation and the GLNPO request.

Sample E3ZT3 was not designated by the samplers to be used for laboratory QC, i.e. MS / MSD analyses. No MS / MSD were analyzed for this sample delivery group. The sample results are not qualified for this deficiency.

Sample E3ZT3 was not identified as field blank or field duplicate.

**1. HOLDING TIME**

No problems were found.

**2. GC INSTRUMENT PERFORMANCE**

No problems were found.

**3. CALIBRATION**

No problems were found.

**4. BLANKS**

No problems were found.

**5. DEUTERATED MONITORING COMPOUND AND SURROGATE RECOVERY**

No problems were found.

**6A. MATRIX SPIKE/MATRIX SPIKE DUPLICATE**

Sample E3ZT3 was not designated by the samplers to be used for laboratory QC, i.e. MS / MSD analyses. No MS / MSD were analyzed for this sample delivery group. The sample results are not qualified for this deficiency.

**6B. LABORATORY CONTROL SAMPLE**

No problems were found.

**7. FIELD BLANK AND FIELD DUPLICATE**

Sample E3ZT3 was not identified as field blank or field duplicate.

**8. INTERNAL STANDARDS**

Not applicable to this analysis.

**9. COMPOUND IDENTIFICATION**

After reviewing the chromatograms it appears that the aroclor compounds were properly identified.



## **10. COMPOUND QUANTITATION AND REPORTED DETECTION LIMITS**

The following aroclor samples have analyte concentrations below the quantitation limit (CRQL). Detected compounds are qualified "J". Non-detected compounds are not qualified.

ALCS24  
Aroclor-1016

## **11. SYSTEM PERFORMANCE**

The GC baselines for the aroclor analyses were acceptable.

## **12. ADDITIONAL INFORMATION**

The following aroclor sample was reported in the EDD spreadsheet but not reported in the CADRE spreadsheet. The laboratory Form Is for this sample is included with the hard copy data package.

ALCS24

The samples were analyzed according to CLP SOW SOM01.2. The sample results were reported on forms from SOW SOM01.2 (06/2007). All QC results were reported on forms from SOW SOM01.1 (05/2005). The sample results are not qualified for this non-compliance.

CADRE Data Qualifier Sheet

Qualifiers

Data Qualifier Definitions

U	The analyte was analyzed for, but was not detected above the reported sample quantitation limit.
J	The analyte was positively identified; the associated numerical value is an approximate concentration of the analyte in the sample.
UJ	The analyte was not detected above the reported sample quantitation limit. However, the reported quantitation limit is approximate and may or may not represent the action limit of quantitation necessary to accurately and precisely measure the analyte in the sample.
N	The analysis indicates the presence of an analyte for which there is presumptive evidence to make a tentative identification.
NJ	The analysis indicates the presence of an analyte for which there is presumptive evidence to make a tentative identification and the associated numerical value represents its approximate concentration.
R	The data are unusable. (The compound may or may not be present.)

UNITED STATES ENVIRONMENTAL PROTECTION AGENCY  
REGION V  
SUPERFUND DIVISION

DATE:

SUBJECT: Review of Data  
Received for Review on: August 20, 2009

FROM: Stephen L. Ostrodka, Chief (SRT-5J)  
Superfund Field Services Section

TO: Data User: GLNPO / Ch2mHill

We have reviewed the data for the following case:

Site Name: Kinnickinnic River (15080102), WI

Case Number: 38850 SDG Number: E3ZT4

Number and Type of Samples: 1 water (Aroclors)

Sample Numbers: E3ZT4

Laboratory: KAP Laboratories Hrs for Review: \_\_\_\_\_

Following are our findings:

CC: Howard Pham  
Region 5 TPO  
Mail Code: SRT-5J

Case Number: 38850  
Site Name: Kinnickinnic River (WI)

Page 2 of 5  
SDG Number: E3ZT4  
Laboratory: KAP Laboratories

**Below is a summary of the out-of-control audits and the possible effects on the data for this case:**

One (1) water sample labeled E3ZT4 was collected on August 11, 2009. The sample was received by KAP Technologies, Inc. located in The Woodlands, TX on August 12, 2009. The samples arrived intact and at the proper shipping temperature range of 2 - 6°C. The sample was analyzed for the aroclor target compounds according to CLP SOW SOM01.2. The sample was reviewed according to the NFG for SOM01.2; the SOP for ESAT 5/TechLaw Validation of Contract Laboratory Program Organic Data (Version 2.3) and the Region 2 SOP for Data Validation and GLNPO requests.

No MS / MSD analyses were conducted for this SDG.

None of the samples in this SDG were identified as field blanks or field duplicates.

**1. HOLDING TIME**

No problems were found.

**2. GC INSTRUMENT PERFORMANCE**

No problems were found.

**3. CALIBRATION**

No problems were found.

**4. BLANKS**

No problems were found.

**5. DEUTERATED MONITORING COMPOUND AND SURROGATE RECOVERY**

No problems were found.

**6A. MATRIX SPIKE/MATRIX SPIKE DUPLICATE**

No MS / MSD analyses were conducted for this SDG.

**6B. LABORATORY CONTROL SAMPLE**

No problems were found.

**7. FIELD BLANK AND FIELD DUPLICATE**

None of the samples in this SDG were identified as field blanks or field duplicates.

**8. INTERNAL STANDARDS**

Not applicable to this analysis.

**9. COMPOUND IDENTIFICATION**

After reviewing the chromatograms it appears that the aroclor compounds were properly identified.

**10. COMPOUND QUANTITATION AND REPORTED DETECTION LIMITS**

The following aroclor samples have analyte concentrations below the quantitation limit (CRQL). Detected compounds are qualified "J".

Case Number: 38850  
Site Name: Kinnickinnic River (WI)

Page 4 of 5  
SDG Number: E3ZT4  
Laboratory: KAP Laboratories

ALCS30  
Aroclor-1016

#### **11. SYSTEM PERFORMANCE**

The GC baselines for the aroclor analyses were acceptable.

#### **12. ADDITIONAL INFORMATION**

The following aroclor samples were reported in the EDD Superset but not in the CADRE spreadsheet. The laboratory Form Is for these samples are included with the hardcopy data package.

ABLK30, ALCS30

The samples were analyzed according to CLP SOW SOM01.2. The sample results were reported on forms from SOW SOM01.2 (06/2007). All QC results were reported on forms from SOW SOM01.1 (05/2005). The sample results are not qualified for this non-compliance.

CADRE Data Qualifier Sheet

<u>Qualifiers</u>	<u>Data Qualifier Definitions</u>
U	The analyte was analyzed for, but was not detected above the reported sample quantitation limit.
J	The analyte was positively identified; the associated numerical value is an approximate concentration of the analyte in the sample.
UJ	The analyte was not detected above the reported sample quantitation limit. However, the reported quantitation limit is approximate and may or may not represent the action limit of quantitation necessary to accurately and precisely measure the analyte in the sample.
N	The analysis indicates the presence of an analyte for which there is presumptive evidence to make a tentative identification.
NJ	The analysis indicates the presence of an analyte for which there is presumptive evidence to make a tentative identification and the associated numerical value represents its approximate concentration.
R	The data are unusable. (The compound may or may not be present.)

UNITED STATES ENVIRONMENTAL PROTECTION AGENCY  
REGION V  
SUPERFUND DIVISION

DATE:

SUBJECT: Review of Data  
Received for Review on: September 8, 2009

FROM: Stephen L. Ostrodka, Chief (SRT-5J)  
Superfund Field Services Section

TO: Data User: GLNPO / Ch2mHill

We have reviewed the data for the following case:

Site Name: Kinnickinnic River (15080102), WI

Case Number: 38850 SDG Number: E3ZT5

Number and Type of Samples: 2 waters (Aroclors)

Sample Numbers: E3ZT5, E3ZT6

Laboratory: KAP Laboratories Hrs for Review: \_\_\_\_\_

Following are our findings:

CC: Howard Pham  
Region 5 TPO  
Mail Code: SRT-5J



Case Number: 38850  
Site Name: Kinnickinnic River (WI)

Page 2 of 5  
SDG Number: E3ZT5  
Laboratory: KAP Laboratories

**Below is a summary of the out-of-control audits and the possible effects on the data for this case:**

Two (2) water samples labeled E3ZT5 and E3ZT6 were collected on 08-18-09 and 08-25-09. The sample was received by KAP Technologies, Inc. located in The Woodlands, TX on 08-19-09 and 08-26-09. The samples arrived intact and at the proper shipping temperature range of 2 - 6°C. The samples were analyzed for the aroclor target compounds according to CLP SOW SOM01.2. The samples were reviewed according to the NFG for SOM01.2; the SOP for ESAT 5/TechLaw Validation of Contract Laboratory Program Organic Data (Version 2.3) and the Region 2 SOP for Data Validation and GLNPO requests.

Sample E3ZT6 was designated by the samplers to be used for laboratory QC, i.e. MS / MSD analyses.

None of the samples in this SDG were identified as field blanks or field duplicates.

**1. HOLDING TIME**

Form IV ARO (Aroclor Method Blank Summary) was not submitted with the data package. The laboratory extraction logs are included with the hard copy data package.

No problems were found.

**2. GC INSTRUMENT PERFORMANCE**

No problems were found.

**3. CALIBRATION**

No problems were found.

**4. BLANKS**

No problems were found.

**5. DEUTERATED MONITORING COMPOUND AND SURROGATE RECOVERY**

No problems were found.

**6A. MATRIX SPIKE/MATRIX SPIKE DUPLICATE**

Sample E3ZT6 was designated by the samplers to be used for laboratory QC, i.e. MS / MSD analyses.

No problems were found.

**6B. LABORATORY CONTROL SAMPLE**

No problems were found.

**7. FIELD BLANK AND FIELD DUPLICATE**

None of the samples in this SDG were identified as field blanks or field duplicates.

**8. INTERNAL STANDARDS**

Not applicable to this analysis.

**9. COMPOUND IDENTIFICATION**

Case Number: 38850  
Site Name: Kinnickinnic River (WI)

Page 4 of 5  
SDG Number: E3ZT5  
Laboratory: KAP Laboratories

After reviewing the chromatograms it appears that the aroclor compounds were properly identified.

#### **10. COMPOUND QUANTITATION AND REPORTED DETECTION LIMITS**

The following aroclor samples have analyte concentrations below the quantitation limit (CRQL). Detected compounds are qualified "J". Non-detected compounds are not qualified.

ALCS08, ALCS38  
Aroclor-1016, Aroclor-1260

The following aroclor samples have percent differences between analyte results in the range of 26-50%. Detected compounds are qualified "J".

ALCS08  
Aroclor-1260

#### **11. SYSTEM PERFORMANCE**

The GC baselines for the aroclor analyses were acceptable.

#### **12. ADDITIONAL INFORMATION**

The following aroclor samples were reported in the EDD spreadsheet but not reported in the CADRE spreadsheet. The laboratory Form Is for these samples are included with the hard copy data package.

ALCS08, ALCS38

The samples were analyzed according to CLP SOW SOM01.2. The sample results were reported on forms from SOW SOM01.2 (06/2007). All QC results were reported on forms from SOW SOM01.1 (05/2005). The sample results are not qualified for this non-compliance.

CADRE Data Qualifier Sheet

Qualifiers

Data Qualifier Definitions

U	The analyte was analyzed for, but was not detected above the reported sample quantitation limit.
J	The analyte was positively identified; the associated numerical value is an approximate concentration of the analyte in the sample.
UJ	The analyte was not detected above the reported sample quantitation limit. However, the reported quantitation limit is approximate and may or may not represent the action limit of quantitation necessary to accurately and precisely measure the analyte in the sample.
N	The analysis indicates the presence of an analyte for which there is presumptive evidence to make a tentative identification.
NJ	The analysis indicates the presence of an analyte for which there is presumptive evidence to make a tentative identification and the associated numerical value represents its approximate concentration.
R	The data are unusable. (The compound may or may not be present.)

UNITED STATES ENVIRONMENTAL PROTECTION AGENCY  
REGION V  
SUPERFUND DIVISION

DATE:

SUBJECT: Review of Data  
Received for Review on: 11 September 2009

FROM: Stephen L. Ostrodka, Chief (SRT-5J)  
Superfund Field Services Section

TO: Data User: GLNPO

We have reviewed the data for the following case:

SITE Name: Kinnickinnic River (WI)

Case Number: 38897 MRN: 1760.0 SDG Number: E3NF0

Number and Type of Samples: Twenty (20) soil samples

Sample Numbers: E3NF0 to E3NF9 and E3NG0 to E3NG9

Laboratory: Mitkem Laboratories Hrs for Review: 34

Following are our findings:

CC: Brenda R. Jones  
Region 5 TPO  
Mail Code: SRT-5J

Case Number: 38897  
Site Name: Kinnickinnic River (WI)

Page 2 of 14  
SDG Number: E3NF0  
Laboratory: Mitkem Laboratories

**Below is a summary of the out-of-control audits and the possible effects on the data for this case:**

Twenty (20) soil samples labeled E3NF0 through E3NF9, and E3NG0 through E3NG9, were shipped to Mitkem Laboratories located in Warwick, RI. Three (3) samples E3NG7 through E3NG9, were collected on 8/19/2009. Seventeen (17) samples; E3NF0 through E3NF9, and E3NG0 through E3NG6, were collected on 8/20/2009. All Twenty (20) samples were received on 8/21/09 intact. Samples E3NF3 through E3NF9 and E3NG7 through E3NG9, arrived at the proper shipping temperature range of 2 – 6 °C. Samples E3NF0 through E3NF2 and E3NG0 through E3NG6, arrived at the facility at 7 °C.

All samples were analyzed according to CLP SOW SOM01.2 and Modification Reference Number 1760.0. Reviewed according to the NFG for SOM01.2 and the SOP for ESAT 5/TechLaw Validation of Contract Laboratory Program Organic Data (Version 2.3).

Sample E3NG0 was designated by the samplers to be used for laboratory QC, i.e. MS/MSD analyses.

Samples E3NF5 and E3NF6 as well as samples E3NG3 and E3NG4 were identified as field duplicates.

**1. HOLDING TIME**

No problems were found.

**2. GC/MS TUNING AND GC INSTRUMENT PERFORMANCE**

No problems were found.

**3. CALIBRATION**

The following SIM-semivolatile samples are associated with an opening or closing CCV percent difference (%D) outside criteria. Detected compounds are qualified "J". Non-detected compounds are qualified "UJ".

E3NF2, E3NF2DL, E3NF6, E3NF7, E3NF9, E3NG0, E3NG0MS, E3NG0MSD, E3NG1,  
E3NG4, E3NG6, E3NG9, SBLK5A  
Benzo(b)fluoranthene

E3NF2DL  
Chrysene

**4. BLANKS**

No problems were found.

**5. DEUTERATED MONITORING COMPOUND AND SURROGATE RECOVERY**

The following semivolatile samples with dilution factors of 5 or less have deuterated monitoring compound recoveries above the upper limit of the criteria window. Detected compounds are qualified "J". Non-detected compounds are not qualified.

E3NF5, E3NF6  
Naphthalene, 2-Methylnaphthaene, Acenaphthylene, Acenaphthene

The following semivolatile samples with dilution factors greater than or equal to 5, have percent recoveries above the upper limits. Detected and non-detected compounds are not qualified.

E3NF0DL  
Naphthalene, 2-Methylnaphthalene, Acenaphthylene, Acenaphthene, Fluorene,  
Phenanthrene, Anthracene

E3NF1DL, E3NF3DL, E3NF6DL, E3NF7DL, E3NG0DL, E3NG1DL, E3NG2DL,  
E3NG3DL, E3NG4DL, E3NG5DL, E3NG7DL, E3NG8DL  
Naphthalene, 2-Methylnaphthalene, Acenaphthylene, Acenaphthene, Phenanthrene,  
Anthracene

Case Number: 38897  
Site Name: Kinnickinnic River (WI)

Page 4 of 14  
SDG Number: E3NF0  
Laboratory: Mitkem Laboratories

E3NF5DL, E3NF8DL  
Phenanthrene, Anthracene

The following SIM-semivolatile samples with dilution factors greater than or equal to 5 have percent recoveries below the expanded lower limit (20%). Detected and non-detected compounds are not qualified

E3NF2DL, E3NF3, E3NF6, E3NF7, E3NG0, E3NG0MS, E3NG0MSD, E3NG1,  
E3NG2, E3GN4, E3NG9

The following diluted aroclor samples with dilution factors greater than or equal to 5 have surrogate percent recoveries that are greater than 200%. Detected and Non-detected compounds are not qualified. In addition the surrogate was high on only 1 column, the second column was with in the QC limits.

E3NG7

The following aroclor samples have surrogate percent recoveries which exceed the primary maximum criteria but are less than or equal to the expanded maximum criteria. All values from the second column are with in QC limits and were used for data validation. Detected compounds and non-detected compounds are not qualified.

E3NF0, E3NF1, E3NF5, E3NG4

The following diluted aroclor samples with dilution factors greater than or equal to 5 have surrogate percent recoveries which exceed 150% but are less than or equal to 200%. Second column results are with in QC limits. Detected compounds and non-detected compounds are not qualified.

E3NF4DL, E3NF5DL, E3NG0DL, E3NG1DL, E3NG7DL

The following diluted aroclor samples with dilution factors less than or equal to 5 have surrogate percent recoveries which exceed 150% but are less than or equal to 200%. Secondary column results are with in QC limits. Detected compounds and non-detected compounds are not qualified.

E3NF4, E3NG0, E3NG0MS, E3NG0MSD, E3NG1

The following aroclor samples have surrogate recoveries less than the primary minimum criteria (30%) but greater than or equal to the expanded minimum criteria (10%). Detected compounds are qualified "J". Non-detected compounds are qualified "UJ".

E3NF6, E3NG5



#### **6A. MATRIX SPIKE/MATRIX SPIKE DUPLICATE**

Sample E3NG0 was designated by the samplers to be used for laboratory QC, i.e. matrix spike / matrix spike duplicate analyses.

The following semivolatile matrix spike/ matrix duplicates have percent recoveries greater than the upper acceptance criteria. Detected compounds in the unspiked samples, E3NG0 and E3NG0DL, are qualified "J". Non-detected compounds in the unspiked sample are not qualified.

E3NG0MS, E3NG0MSD  
Pyrene

The relative percent difference (RPD) between the following semivolatile matrix spike and matrix spike duplicate recoveries is outside criteria. Detected compounds in the unspiked samples, E3NG0 and E3NG0DL, are qualified "J".

E3NG0MS, E3NG0MSD  
Pyrene

The relative percent difference (RPD) between the following SIM-semivolatile matrix spike and matrix spike duplicate recoveries is outside criteria. Detected compounds in the unspiked samples are qualified "J".

E3NG0MS, E3NG0MSD  
Acenaphthene, Pyrene

The following aroclor matrix spike/matrix spike duplicate samples have percent recoveries greater than the upper acceptance criteria on both columns. Aroclor 1016 was not detected in the unspiked sample E3NG0 and E3NG0DL. The non-detected aroclors in the unspiked sample are not qualified. Detected Aroclor was qualified "J".

E3NG0MS, E3NG0MSD  
Aroclor 1016, Aroclor 1260

#### **6B. LABORATORY CONTROL SAMPLE**

No problems were found.

#### **7. FIELD BLANK AND FIELD DUPLICATE**

Samples E3NF5 and E3NF6 as well as samples E3NG3 and E3NG4 were identified as field duplicates. Results are summarized in the following table:

Case Number: 38897  
 Site Name: Kinnickinnic River (WI)

SDG Number: E3NF0  
 Laboratory: Mitkem Laboratories

	E3NF5	E3NF6	%RPDs
Semivolatile analytes	µg/L	µg/L	
Naphthalene	470	260	58
2-Methylnaphthalene	1100	550	67
Acenaphthylene	950	700	30
Acenaphthene	2200	1200	59
Fluorene	4500	2200	68
Phenanthrene	23000	15000	42
Anthracene	6400	3600	56
Fluoranthene	32000	24000	29
Pyrene	27000	18000	40
Benzo(a)anthracene	17000	9400	57
Chrysene	17000	12000	34
Benzo(b)fluoranthene	19000	15000	24
Benzo(k)fluoranthene	5100	5900	14
Benzo(a)pyrene	11000	8200	29
Indeno(1,2,3-cd)pyrene	7800	5700	31
Dibenzo(a,h)anthracene	3400	2200	43
Benzo(g,h,i)perylene	7900	6100	26

Results are not qualified based upon the results of the field duplicates.

	E3NF5DL	E3NF6DL	%RPDs
Semivolatile analytes	µg/L DF=20	µg/L DF=10	
Acenaphthene	2100	1200	54
Fluorene	3900	2000	64
Phenanthrene	33000	18000	59
Anthracene	7500	4300	54
Fluoranthene	55000	33000	50
Pyrene	34000	20000	52
Benzo(a)anthracene	14000	8800	46
Chrysene	22000	13000	51
Benzo(b)fluoranthene	21000	13000	47
Benzo(k)fluoranthene	9900	5900	51
Benzo(a)pyrene	14000	8900	44
Indeno(1,2,3-cd)pyrene	9700	6300	42
Dibenzo(a,h)anthracene	3000	1900	45
Benzo(g,h,i)perylene	9900	6800	37

Results are not qualified based upon the results of the field duplicates.

Case Number: 38897  
 Site Name: Kinnickinnic River (WI)

SDG Number: E3NF0  
 Laboratory: Mitkem Laboratories

	E3NG3	E3NG4	%RPDs
Semivolatile analytes	µg/L	µg/L	
Naphthalene	480	130	115
2-Methylnaphthalene	1100	300	114
Acenaphthylene	680	270	86
Acenaphthene	1700	610	94
Fluorene	3100	1100	95
Phenanthrene	16000	7500	72
Anthracene	4800	1800	91
Fluoranthene	23000	13000	56
Pyrene	16000	8200	64
Benzo(a)anthracene	12000	4400	92
Chrysene	11000	6000	59
Benzo(b)fluoranthene	14000	6000	80
Benzo(k)fluoranthene	3600	2700	29
Benzo(a)pyrene	9100	4000	78
Indeno(1,2,3-cd)pyrene	6600	2800	8.1
Dibenzo(a,h)anthracene	2700	1100	84
Benzo(g,h,i)perylene	6200	2600	82

Results are not qualified based upon the results of the field duplicates.

	E3NG3DL	E3NG4DL	%RPDs
Semivolatile analytes	µg/L DF=10	µg/L DF=10	
2-Methylnaphthalene	1100	ND	200
Acenaphthylene	670	ND	200
Acenaphthene	1900	ND	91
Fluorene	3100	1200	88
Phenanthrene	26000	10000	89
Anthracene	6000	2500	82
Fluoranthene	45000	19000	81
Pyrene	28000	12000	80
Benzo(a)anthracene	12000	5300	78
Chrysene	18000	7700	80
Benzo(b)fluoranthene	18000	7300	85
Benzo(k)fluoranthene	6800	3300	69
Benzo(a)pyrene	12000	5100	81
Indeno(1,2,3-cd)pyrene	7700	3200	83
Dibenzo(a,h)anthracene	2500	1000	86
Benzo(g,h,i)perylene	7100	3100	78

Results are not qualified based upon the results of the field duplicates.

Case Number: 38897  
 Site Name: Kinnickinnic River (WI)

SDG Number: E3NF0  
 Laboratory: Mitkem Laboratories

	E3NF5	E3NF6	%RPDs
Analytes	µg/L	µg/L	
Aroclor-1254	2000	580	110
Aroclor-1260	900	280	105

Results are not qualified based upon the results of the field duplicates.

	E3NG3	E3NG4	%RPDs
Analytes	µg/L	µg/L	
Aroclor-1254	750	1100	38
Aroclor-1260	ND	380	200

Results are not qualified based upon the results of the field duplicates.

SIM-semivolatile analysis were not performed on any of the low/medium level semivolatile samples.

## 8. INTERNAL STANDARDS

The following semivolatile samples have internal standard area counts that are outside the upper limit of primary criteria. Detected compounds are qualified "J". Non-detected compounds are not qualified.

E3NF1

Benzo(b)fluoranthene, Benzo(k)fluoranthene, Benzo(a)pyrene, Indeno(1,2,3-cd)pyrene, Indeno(1,2,3-cd)pyrene, Dibenzo(a,h)anthracene, Benzo(g,h,i)perylene

The following semivolatile samples have internal standard area counts that are outside the lower limit of primary criteria. Detected compounds are qualified "J". Non-detected compounds are qualified "UJ" when the area is below the lower limit but greater than 20% of the 12-hour standard.

E3NG0MSD

Benzo(b)fluoranthene, Benzo(k)fluoranthene, Benzo(a)pyrene, Indeno(1,2,3-cd)pyrene, Dibenzo(a,h)anthracene, Benzo(g,h,i)perylene

## 9. COMPOUND IDENTIFICATION

After reviewing the mass spectra and chromatograms it appears that all SV, SV SIM and Aroclor compounds were properly identified.

## 10. COMPOUND QUANTITATION AND REPORTED DETECTION LIMITS

The following semivolatile samples have analyte concentrations below the quantitation limit (CRQL). Detected compounds are qualified "J".

Case Number: 38897  
Site Name: Kinnickinnic River (WI)

Page 9 of 14  
SDG Number: E3NF0  
Laboratory: Mitkem Laboratories

E3NF0DL

Naphthalene, 2-Methylnaphthalene, Acenaphthylene, Acenaphthene, Fluorene, Dibenzo(a,h)anthracene

E3NF1DL

Naphthalene, 2-Methylnaphthalene, Acenaphthylene, Dibenzo(a,h)anthracene

E3NF2

Acenaphthylene, Acenaphthene, Fluorene, Anthracene, Benzo(a)anthracene, Chrysene, Benzo(b)fluoranthene, Benzo(k)fluoranthene, Benzo(a)pyrene, Indeno(1,2,3-cd) pyrene, Benzo(g,h,i)perylene

E3NF3, E3NF6, E3NG0, E3NG0MS, E3NG0MSD

Naphthalene

E3NF3DL, E3NG9DL, E3NF7DL, E3NG1DL

Acenaphthylene, Acenaphthene, Fluorene, Dibenzo(a,h)anthracene

E3NF4DL, E3NG0DL

2-Methylnaphthalene, Acenaphthylene, Acenaphthene, Dibenzo(a,h)anthracene

E3NF5DL, E3NF6DL, E3NF8DL, E3NG6DL

Acenaphthene, Fluorene, Dibenzo(a,h)anthracene

E3NF7, E3NG1, E3NG2, E3NG9

Naphthalene, 2-Methylnaphthalene

E3NG2DL

Fluorene, Anthracene, Dibenzo(a,h)anthracene

E3NG3DL

2-Methylnaphthalene, Acenaphthylene, Acenaphthene, Fluorene, Dibenzo(a,h)anthracene

E3NG4

Naphthalene, Acenaphthylene

E3NG4DL

Acenaphthene, Fluorene, Anthracene, Dibenzo(a,h)anthracene

E3NG5DL

Naphthalene, Acenaphthylene, Acenaphthene, Fluorene, Dibenzo(a,h)anthracene

E3NG7DL

Acenaphthylene, Acenaphthene, Fluorene, Benzo(k)fluoranthene, Benzo(a)pyrene, Dibenzo(a,h)anthracene

Case Number: 38897  
Site Name: Kinnickinnic River (WI)

Page 10 of 14  
SDG Number: E3NF0  
Laboratory: Mitkem Laboratories

E3NG8DL  
Naphthalene, Acenaphthene, Fluorene, Dibenzo(a,h)anthracene

Aroclor sample ENG7DL has analyte concentrations below the quantitation limit (CRQL).  
Detected compound aroclor 1254 is qualified "J".

E3NG7DL  
Aroclor 1254

The following aroclor samples have percent differences between analyte results greater than 25% and the concentration s are greater than ¼ the CRQL. Detected compounds are qualified "J".

E3NF3, E3NF4  
Aroclor 1248, Aroclor 1254, Aroclor 1260

E3NF3DL, E3NF4DL, E3NG2DL  
Aroclor 1248

E3NF5, E3NF6, E3NG0DL, E3NG0MS, E3NG0MSD, E3NG1DL, E3NG3, E3NG7,  
E3NG8  
Aroclor 1254

E3NG1, E3NG2, E3NG4  
Aroclor 1254, Aroclor 1260

E3NG4DL, E3NG5, E3NG9  
Aroclor 1260

## 11. SYSTEM PERFORMANCE

GC/MS baseline indicated acceptable performance. The GC baseline for the aroclor analyses was acceptable.

## 12. ADDITIONAL INFORMATION

The laboratory Form Is for these samples did not match the data or the spreadsheets. Manual calculation of the data verified that the data and spreadsheets have the correct values.

E3NG1, E3NG2, E3NG4, E3NG7DL

The following semivolatile samples reported concentration that exceeded the instrument's linear calibration range. These result was flagged "E" by the laboratory and is estimated "J". The result from the diluted sample should be used for result validation.

Case Number: 38897  
Site Name: Kinnickinnic River (WI)

Page 11 of 14  
SDG Number: E3NF0  
Laboratory: Mitkem Laboratories

E3NF0, E3NG0, E3NG3  
Phenanthrene, Fluoranthene, Pyrene, Benzo(a)anthracene, Chrysene,  
Benzo(b)fluoranthene, Benzo(a)pyrene, Indeno(1,2,3-cd)pyrene, Benzo(g,h,i)perylene

E3NF1  
Phenanthrene, Anthracene, Fluoranthene, Pyrene, Benzo(a)anthracene, Chrysene,  
Benzo(b)fluoranthene, Benzo(a)pyrene, Indeno(1,2,3-cd)pyrene, Benzo(g,h,i)perylene

E3NF3, E3NF8, E3NG8  
Fluoranthene, Phenanthrene, Pyrene, Benzo(a)anthracene, Chrysene,  
Benzo(b)fluoranthene, Benzo(a)pyrene

E3NF4, E3NG7  
Phenanthrene, Anthracene, Fluoranthene, Pyrene, Benzo(a)anthracene, Chrysene,  
Benzo(b)fluoranthene, Benzo(k)fluoranthene, Benzo(a)pyrene, Indeno(1,2,3-cd)pyrene,  
Benzo(g,h,i)perylene

E3NF5  
Fluorene, Phenanthrene, Anthracene, Fluoranthene, Pyrene, Benzo(a)anthracene,  
Chrysene, Benzo(b)fluoranthene, Benzo(k)fluoranthene, Benzo(a)pyrene, Indeno(1,2,3-  
cd)pyrene, Benzo(g,h,i)perylene

E3NF6  
Phenanthrene, Fluoranthene, Pyrene, Benzo(a)anthracene, Chrysene,  
Benzo(b)fluoranthene, Benzo(k)fluoranthene, Benzo(a)pyrene, Indeno(1,2,3-cd)pyrene,  
Benzo(g,h,i)perylene

E3NF7  
Phenanthrene, Fluoranthene, Pyrene, Benzo(a)anthracene, Chrysene,  
Benzo(b)fluoranthene

E3NG1  
Phenanthrene, Anthracene, Fluoranthene, Pyrene, Benzo(a)anthracene, Chrysene,  
Benzo(b)fluoranthene, Benzo(a)pyrene

E3NG2, E3NG4 E3NG9  
Phenanthrene, Fluoranthene, Pyrene, Chrysene, Benzo(b)fluoranthene

E3NG5  
Phenanthrene, Fluoranthene, Pyrene, Benzo(a)anthracene, Chrysene,  
Benzo(b)fluoranthene, Benzo(k)fluoranthene, Benzo(a)pyrene, Indeno(1,2,3-cd)pyrene,  
Benzo(g,h,i)perylene

Case Number: 38897  
Site Name: Kinnickinnic River (WI)

Page 12 of 14  
SDG Number: E3NF0  
Laboratory: Mitkem Laboratories

The following Semivolatile samples reported concentration that exceeded the instrument's linear calibration range. These result were flagged "E" by the laboratory and is estimated "J". No further diluted analysis was performed since this sample was used for QC purposes only.

E3NG0MS, E3NG0MSD

Phenanthrene, Anthracene, Fluoranthene, Pyrene, Benzo(a)anthracene, Chrysene, Benzo(b)fluoranthene, Benzo(k)fluoranthene, Benzo(a)pyrene, Indeno(1,2,3-cd)pyrene, Benzo(g,h,i)perylene

The following semivolatile SIM samples reported concentration that exceeded the instrument's linear calibration range. These result was flagged "E" by the laboratory and is estimated "J". The result from the diluted sample should be used for result validation.

E3NF2

Phenanthrene, Fluoranthene, Pyrene, Benzo(a)anthracene, Chrysene, Benzo(b)fluoranthene, Benzo(k)fluoranthene, Benzo(a)pyrene, Indeno(1,2,3-cd)pyrene, Benzo(g,h,i)perylene

The following semivolatile SIM sample reported concentration that exceeded the instrument's linear calibration range. These result was flagged "E" by the laboratory and is estimated "J". No further diluted analysis was performed.

E3NF3, E3NG1

Acenaphthylene, Acenaphthene, Fluorene, Phenanthrene, Anthracene, Fluoranthene, Pyrene, Benzo(a)anthracene, Chrysene, Benzo(b)fluoranthene, Benzo(k)fluoranthene, Benzo(a)pyrene, Indeno(1,2,3-cd)pyrene, Dibenz(a,h)anthracene, Benzo(g,h,i)perylene

E3NF6, E3NG0

2-Methylnaphthalene, Acenaphthylene, Acenaphthene, Fluorene, Phenanthrene, Anthracene, Fluoranthene, Pyrene, Benzo(a)anthracene, Chrysene, Benzo(b)fluoranthene, Benzo(k)fluoranthene, Benzo(a)pyrene, Indeno(1,2,3-cd)pyrene, Dibenz(a,h)anthracene, Benzo(g,h,i)perylene

E3NF7, E3NG2, E3NG4, E3NG9

Acenaphthene, Fluorene, Phenanthrene, Anthracene, Fluoranthene, Pyrene, Benzo(a)anthracene, Chrysene, Benzo(b)fluoranthene, Benzo(k)fluoranthene, Benzo(a)pyrene, Indeno(1,2,3-cd)pyrene, Dibenz(a,h)anthracene, Benzo(g,h,i)perylene

The following semivolatile SIM sample reported concentration that exceeded the instrument's linear calibration range. These result was flagged "E" by the laboratory and is estimated "J". No further diluted analysis was performed, No further diluted analysis was performed since this sample was used for QC purposes only



Case Number: 38897

SDG Number: E3NF0

Site Name: Kinnickinnic River (WI)

Laboratory: Mitkem Laboratories

E3NG0MS, E3NG0MSD

2-Methylnaphthalene, Acenaphthylene, Acenaphthene, Fluorene, Phenanthrene, Anthracene, Fluoranthene, Pyrene, Benzo(a)anthracene, Chrysene, Benzo(b)fluoranthene, Benzo(k)fluoranthene, Benzo(a)pyrene, Indeno(1,2,3-cd)pyrene, Dibenzo(a,h)anthracene, Benzo(g,h,i)perylene

The following Aroclor samples reported concentration that exceeded the instrument's linear calibration range. These result was flagged "E" by the laboratory and is estimated "J". The result from the diluted sample should be used for result validation.

E3NF3, E3NF4, E3NG2, E3NG7

Aroclor 1248

E3NF5

Aroclor 1254, Aroclor 1260

E3NG0, E3NG1

Aroclor 1248, Aroclor 1254

E3NG4

Aroclor 1254

The following Aroclor samples reported concentration that exceeded the instrument's linear calibration range. These result was flagged "E" by the laboratory and is estimated "J". No further diluted analysis was performed since this sample was used for QC purposes only.

E3NG0MS, E3NG0MSD

Aroclor 1016, Aroclor 1248, Aroclor 1254

The laboratory did not conduct any Sim analysis for samples E3NF5DL or E3NG3DL; therefore, no RPDs could be calculated for these field duplicates.

The laboratory did not conduct a diluted analysis for aroclor sample E3NF6DL or E3NG3DL ; therefore, no RPDs could be calculated for the field duplicates.

CADRE Data Qualifier Sheet

<u>Qualifiers</u>	<u>Data Qualifier Definitions</u>
U	The analyte was analyzed for, but was not detected above the reported sample quantitation limit.
J	The analyte was positively identified; the associated numerical value is an approximate concentration of the analyte in the sample.
UJ	The analyte was not detected above the reported sample quantitation limit. However, the reported quantitation limit is approximate and may or may not represent the action limit of quantitation necessary to accurately and precisely measure the analyte in the sample.
N	The analysis indicates the presence of an analyte for which there is presumptive evidence to make a tentative identification.
NJ	The analysis indicates the presence of an analyte for which there is presumptive evidence to make a tentative identification and the associated numerical value represents its approximate concentration.
R	The data are unusable. (The compound may or may not be present.)

UNITED STATES ENVIRONMENTAL PROTECTION AGENCY  
REGION V  
SUPERFUND DIVISION

DATE:

SUBJECT: Review of Data  
Received for Review on: 10 Sept 2009

FROM: Stephen L. Ostrodka, Chief (SRT-5J)  
Superfund Field Services Section

TO: Data User: GLNPO / Ch2mHill

We have reviewed the data for the following case:

SITE Name: Kinnickinnic River (WI)

Case Number: 38897 MRN: 1760.0 SDG Number: E3N90

Number and Type of Samples: 20 Soil Samples (SVOA, SVOA-SIM, AROCLOR)

Sample Numbers: E3N90 - E3N99 and E3NA0 - E3NA9

Laboratory: Mitkem Laboratories Hrs for Review: 43

Following are our findings:

CC: Howard Pham  
Region 5 TPO  
Mail Code: SRT-5J

Case Number: 38897  
Site Name: Kinnickinnic River (WI)

Page 2 of 16  
SDG Number: E3N90  
Laboratory: Mitkem

**Below is a summary of the out-of-control audits and the possible effects on the data for this case:**

Number (20) soil samples labeled E3N90 through E3N99, and E3NA0 through E3NA9, were shipped to Mitkem Laboratory in Warwick, RI. Number (19) samples; E3N90 through E3N99, and E3NA0 through E3NA8 were collected on 08/19/2009 and received on 08/20/2009 intact and properly cooled. E3NA9 was collected on 08/18/2009 and received on 08/20/2009 intact and at 12 degrees upon receipt, no sample results were qualified for this non-compliance.

Nineteen (19) samples were analyzed for the SVOA, SVOA-SIM and Aroclor lists of compounds. One (1) sample; E3NA6, was analyzed for only the SVOA and Aroclor lists of compounds. All samples were analyzed according to CLP SOW SOM01.2 6/2007 and reviewed according to the NFG for SOM01.2, MRN 1760.0 and the SOP for ESAT 5/TechLaw Validation of Contract Laboratory Program Organic Data (Version 2.3).

Sample E3N91 was designated by the samplers to be used for laboratory QC, i.e. MS/MSD analyses.

Samples E3N94/E3N95 and E3N99/E3NA0 were identified as field duplicates.

Case Number: 38897  
Site Name: Kinnickinnic River (WI)

Page 3 of 16  
SDG Number: E3N90  
Laboratory: Mitkem

**1. HOLDING TIME**

No Problems Found.

**2. GC/MS TUNING AND GC INSTRUMENT PERFORMANCE**

No Problems Found.

**3. CALIBRATION**

The following semivolatile samples are associated with an initial calibration percent relative standard deviation (%RSD) outside criteria. Detected compounds are qualified "J". Non-detected compounds are not qualified.

E3N90, E3N91, E3N91MS, E3N91MSD, E3N92, E3N93, E3N94, E3N95, E3N96,  
E3N97, E3N98, E3N99, E3NA0, E3NA1, E3NA2, E3NA3, E3NA4, E3NA5, E3NA6,  
E3NA7, E3NA8, E3NA9, SBLK20  
Fluorene

The following semivolatile samples are associated with an opening CCV percent difference (%D) outside criteria. Detected compounds are qualified "J". Non-detected compounds are qualified "UJ" unless qualified otherwise for non-compliance with another criterion.

E3N90, E3N91, E3N91MS, E3N91MSD, E3N92, E3N93, E3N94, E3N95, E3N96,  
E3N97, E3N98, E3N99, E3NA0, E3NA1, E3NA2, E3NA3, E3NA4, E3NA5, E3NA6,  
E3NA7, E3NA8, E3NA9, SBLK20  
Benzo(g,h,i)perylene

The following semivolatile SIM samples are associated with an initial calibration percent relative standard deviation (%RSD) outside criteria. Detected compounds are qualified "J". Non-detected compounds are not qualified.

E3N91, E3N91MS, E3N91MSD, E3N92, E3N93, E3N94, E3N95, E3N96, E3N98,  
E3N99, E3NA0, E3NA1, E3NA2, E3NA3, E3NA4, E3NA7, E3NA8, E3NA9, SBLK4K  
Chrysene, Benzo(k)fluoranthene

The following semivolatile SIM samples are associated with an opening CCV percent difference (%D) outside criteria. Detected compounds are qualified "J". Non-detected compounds are qualified "UJ".

E3N97, SBLK5C  
Benzo(b)fluoranthene, Benzo(k)fluoranthene

#### 4. BLANKS

No Problems Found.

#### 5. DEUTERATED MONITORING COMPOUND AND SURROGATE RECOVERY

The following semivolatile samples have deuterated monitoring compound recovery above the upper limit of the criteria window. Detected compounds are qualified "J". Non-detected compounds are not qualified unless qualified otherwise for non-compliance with another criterion.

E3N91, E3N91MSD, E3N92, E3N93, E3N94, E3N95, E3N97, E3N98, E3N99, E3NA0, E3NA1, E3NA2, E3NA5, E3NA6, E3NA9  
Fluoranthene, Pyrene, Benzo(a)anthracene, Chrysene

E3N91MS, E3NA4, E3NA7  
Fluorene, Fluoranthene, Pyrene, Benzo(a)anthracene, Chrysene

The following diluted semivolatile samples with dilution factors greater than 5 have deuterated monitoring compound recovery above the upper limit of the criteria window. Detected and non-detected compounds are not qualified.

E3N91DL, E3N93DL, E3N94DL, E3N95DL, E3N97DL, E3N98DL, E3N99DL, E3NA0DL, E3NA9DL  
Phenanthrene, Anthracene

E3NA4DL, E3NA5DL, E3NA6DL  
Naphthalene, 2-Methylnaphthalene, Acenaphthylene, Acenaphthene, Phenanthrene, Anthracene

The following diluted semivolatile SIM samples with dilution factors less than or equal to 5 have deuterated monitoring compound recoveries less than or equal to 0%. Detected compounds are qualified "J". Non-detected compounds are qualified "R".

E3NA8DL  
Naphthalene, 2-Methylnaphthalene, Acenaphthylene, Acenaphthene, Fluorene, Phenanthrene, Anthracene, Fluoranthene, Pyrene, Benzo(a)anthracene, Chrysene, Benzo(b)fluoranthene, Benzo(k)fluoranthene, Benzo(a)pyrene, Indeno(1,2,3-cd)pyrene, Dibenz(a,h)anthracene, Benzo(g,h,i)perylene

The following diluted semivolatile SIM samples with dilution factors greater than 5 have deuterated monitoring compound recoveries less than or equal to 0%. Detected and non-detected compounds are not qualified.

Case Number: 38897  
 Site Name: Kinnickinnic River (WI)

SDG Number: E3N90  
 Laboratory: Mitkem

E3N90, E3N91, E3N91MS, E3N91MSD, E3N92, E3N93, E3N94, E3N95, E3N97,  
 E3N98, E3N99, E3NA0, E3NA1, E3NA2, E3NA4, E3NA5, E3NA7, E3NA9

The following Aroclor samples have surrogate recoveries that are greater than 200% on only 1 GC column. Detected and non-detected compounds are not qualified as the lower of the 2 possible values (i.e. the reported value) is within the acceptance range.

E3N91MS, E3N91MSD, E3NA1, E3NA4, E3N97DL, E3NA5, E3NA5DL, E3NA6,  
 E3NA6DL

The following aroclor samples have surrogate percent recoveries which exceed 150% but are less than or equal to 200% on only 1 GC column. Detected and non-detected compounds are not qualified as the lower of the 2 possible values (i.e. the reported value) is within the acceptance range.

E3N92, E3N93, E3N95, E3N97, E3N98, E3N98DL, E3N99, E3NA0, E3NA4DL,  
 E3NA9, E3NA9DL

#### **6A. MATRIX SPIKE/MATRIX SPIKE DUPLICATE**

Sample E3N91 was designated by the samplers to be used for laboratory QC, i.e. matrix spike / matrix spike duplicate analyses.

The following semivolatile matrix spike/matrix spike duplicate samples have percent recoveries greater than the upper acceptance criteria. Detected compounds in the unspiked samples (E3N91 and E3N91DL) are qualified "J".

E3N91MS, E3N91MSD  
 Pyrene

The following semivolatile SIM matrix spike/matrix spike duplicate samples have percent recoveries greater than the upper acceptance criteria. Detected compounds in the unspiked sample (E3N91) are qualified "J".

E3N91MS  
 Pyrene

E3N91MSD  
 Acenaphthene, Pyrene

The relative percent difference (RPD) between the following semivolatile SIM matrix spike and matrix spike duplicate recoveries is outside criteria. Detected compounds in the unspiked sample (E3N91) are qualified "J".

Case Number: 38897  
 Site Name: Kinnickinnic River (WI)

SDG Number: E3N90  
 Laboratory: Mitkem

E3N91MS, E3N91MSD  
 Acenaphthene, Pyrene

The aroclor Form III –MS/MSD Summary was re-calculated using the lowest obtained value for each compound. The RPDs were re-calculated using these values.

	MS% REC	MSD%REC	RPDs	RPD QC	REC QC
Analytes	µg/Kg	µg/Kg			
Aroclor-1016	69	70	1.4	0-15	29-135
Aroclor-1260	-35	-26	-29.5*	0-20	29-135

The relative percent difference between aroclor analyte results less than the lower expanded limit (20%). Detected compounds qualified “J”. Nondetected compounds are qualified “R”.

E3N91MSD  
 Aroclor-1260

The relative percent difference (RPD) between the following aroclor matrix spike and matrix spike duplicate recoveries is outside criteria. Detected compounds in the unspiked sample (E3N91) are qualified “J”.

E3N91MS / E3N91MSD  
 Aroclor-1260

## 6B. LABORATORY CONTROL SAMPLE

No Problems Found.

## 7. FIELD BLANK AND FIELD DUPLICATE

Samples E3N94/E3N95 were identified as field duplicates. Results are summarized in the following table:

	E3N94	E3N95	%RPDs	E3N94DL	E3N95DL	%RPDs
Semivolatile analytes	µg/Kg	µg/Kg		µg/Kg DF=20	µg/Kg DF=20	
Naphthalene	570	730	24.6	ND	1000	200
2-Methylnaphthalene	720	560	25.0	ND	ND	
Acenaphthylene	140	130	7.4	ND	ND	
Acenaphthene	2500	1700	38.1	2400	2000	18.2
Fluorene	3200	2700	16.9	2900	2600	10.9
Phenanthrene	18000	18000	0.0	23000	20000	14.0
Anthracene	5400	3400	45.5	6400	5600	13.3
Fluoranthene	15000	18000	18.2	30000	29000	3.4

Reviewed by: Michele Traina / Techlaw-ESAT  
 Date: 01/14/2010



Case Number: 38897

SDG Number: E3N90

Site Name: Kinnickinnic River (WI)Laboratory: Mitkem

Pyrene	54000	43000	22.7	21000	19000	10.0
Benzo(a)anthracene	11000	9600	13.6	9900	9900	0.0
Chrysene	13000	11000	16.7	13000	12000	8.0
Benzo(b)fluoranthene	14000	13000	7.4	10000	11000	9.5
Benzo(k)fluoranthene	6000	4100	37.6	6000	5300	12.4
Benzo(a)pyrene	9400	7600	21.2	9000	8400	6.9
Indeno(1,2,3-cd)pyrene	4000	3300	19.2	5100	4900	4.0
Dibenzo(a,h)anthracene	1500	1100	30.8	1800	1600	11.8
Benzo(g,h,i)perylene	4500	3600	22.2	5600	5300	5.5

	E3N94	E3N95	%RPDs
Semivolatile SIM analytes	µg/Kg	µg/Kg	
Naphthalene	700	920	27.2
2-Methylnaphthalene	720	640	11.8
Acenaphthylene	290	260	10.9
Acenaphthene	1700	1300	26.7
Fluorene	1900	1500	23.5
Phenanthrene	9800	9400	4.2
Anthracene	2500	2100	17.4
Fluoranthene	9000	9000	0.0
Pyrene	7000	8700	21.7
Benzo(a)anthracene	4600	6300	31.2
Chrysene	3700	5000	29.9
Benzo(b)fluoranthene	6200	5500	12.0
Benzo(k)fluoranthene	2100	3100	38.5
Benzo(a)pyrene	4500	4400	2.2
Indeno(1,2,3-cd)pyrene	2000	2400	18.2
Dibenzo(a,h)anthracene	1100	1200	8.7
Benzo(g,h,i)perylene	2300	2400	4.3

	E3N94	E3N95	%RPDs
Analytes	µg/Kg	µg/Kg	
Aroclor-1254	56	31	57.5

Case Number: 38897

SDG Number: E3N90

Site Name: Kinnickinnic River (WI)Laboratory: Mitkem

Samples E3N99/E3NA0 were identified as field duplicates. Results are summarized in the following table:

	E3N99	E3NA0	%RPDs	E3N99DL DF=20	E3NA0DL DF=20	%RPDs
Semivolatile analytes	µg/Kg	µg/Kg		µg/Kg	µg/Kg	
Naphthalene	1700	590	96.9	2100	ND	200
2-Methylnaphthalene	4600	880	135.8	3300	ND	200
Acenaphthylene	200	220	9.5	1200	ND	200
Acenaphthene	4500	1300	110.3	5700	1800	104.0
Fluorene	7300	2100	110.6	8900	2500	112.3
Phenanthrene	37000	27000	31.3	48000	22000	74.3
Anthracene	10000	2800	112.5	14000	4900	96.3
Fluoranthene	31000	28000	10.2	57000	44000	25.7
Pyrene	75000	52000	36.2	38000	27000	33.8
Benzo(a)anthracene	18000	15000	18.2	20000	11000	58.1
Chrysene	18000	16000	11.8	23000	19000	19.0
Benzo(b)fluoranthene	27000	23000	16.0	21000	17000	21.1
Benzo(k)fluoranthene	7000	7300	4.2	11000	8200	29.2
Benzo(a)pyrene	16000	13000	20.7	17000	12000	34.5
Indeno(1,2,3-cd)pyrene	7000	6500	7.4	9500	7600	22.2
Dibenzo(a,h)anthracene	3200	2900	9.8	3100	2500	21.4
Benzo(g,h,i)perylene	7900	5900	29.0	10000	7900	23.5

	E3N99	E3NA0	%RPDs
Semivolatile SIM analytes	µg/Kg	µg/Kg	
Naphthalene	1900	770	84.6
2-Methylnaphthalene	2900	880	106.9
Acenaphthylene	430	320	29.3
Acenaphthene	2300	990	79.6
Fluorene	2800	1300	73.2
Phenanthrene	17000	11000	42.9
Anthracene	4400	2100	70.8
Fluoranthene	14000	12000	15.4
Pyrene	15000	14000	6.9
Benzo(a)anthracene	11000	9900	10.5
Chrysene	8500	8000	6.1
Benzo(b)fluoranthene	8100	8300	2.4
Benzo(k)fluoranthene	3400	2700	23.0
Benzo(a)pyrene	6200	5100	19.5
Indeno(1,2,3-cd)pyrene	3400	3000	12.5
Dibenzo(a,h)anthracene	1800	1800	0.0
Benzo(g,h,i)perylene	3700	3100	17.6

Case Number: 38897  
 Site Name: Kinnickinnic River (WI)

SDG Number: E3N90  
 Laboratory: Mitekem

	E3N99	E3NA0	%RPDs
Analytes	µg/Kg	µg/Kg	
Aroclor-1254	210	520	84.9
Aroclor-1260	97	280	97.1

Results are not qualified based upon the results of the field duplicates.

## 8. INTERNAL STANDARDS

The following semivolatile samples have internal standard area counts that are outside the upper limit of primary criteria. Detected compounds are qualified "J". Non-detected compounds are not qualified.

### **E3N90, E3N91, E3N91MS**

Phenanthrene, Anthracene, Fluoranthene

The following semivolatile samples have internal standard area counts that are outside the lower limit of primary criteria and greater than 20% of the associated 12 hour standard. Detected compounds are qualified "J". Non-detected compounds are qualified "UJ".

E3N98, E3N99, E3NA0, E3NA4, E3NA5, E3NA6, E3NA9  
 Naphthalene, 2-Methylnaphthalene

E3NA1, E3NA2  
 Naphthalene, 2-Methylnaphthalene, Acenaphthylene, Acenaphthene, Fluorene

E3N90, E3N91, E3N91MS  
 Benzo(b)fluoranthene, Benzo(k)fluoranthene, Benzo(a)pyrene, Indeno(1,2,3-cd)pyrene,  
 Dibenzo(a,h)anthracene, Benzo(g,h,i)perylene

E3N91MSD, E3N93, E3N94, E3N95, E3N97  
 Pyrene, Benzo(a)anthracene, Chrysene, Benzo(b)fluoranthene, Benzo(k)fluoranthene,  
 Benzo(a)pyrene, Indeno(1,2,3-cd)pyrene, Dibenzo(a,h)anthracene, Benzo(g,h,i)perylene

E3N92, E3N98, E3N99, E3NA0, E3NA2, E3NA4, E3NA5, E3NA7  
 Pyrene, Benzo(a)anthracene, Chrysene

The following semivolatile samples have internal standard area counts that are outside the lower limit of primary criteria and less than 20% of the associated 12 hour standard. Detected and nondetected compounds are qualified "R".

E3N98, E3N99, E3NA0, E3NA2, E3NA4, E3NA5  
 Benzo(b)fluoranthene, Benzo(k)fluoranthene, Benzo(a)pyrene, Indeno(1,2,3-cd)pyrene,  
 Dibenzo(a,h)anthracene, Benzo(g,h,i)perylene

Case Number: 38897

SDG Number: E3N90

Site Name: Kinnickinnic River (WI)Laboratory: Mitkem

E3NA1, E3NA6, E3NA7, E3NA9

Pyrene, Benzo(a)anthracene, Chrysene, Benzo(b)fluoranthene, Benzo(k)fluoranthene,  
Benzo(a)pyrene, Indeno(1,2,3-cd)pyrene, Dibenzo(a,h)anthracene, Benzo(g,h,i)perylene

The following semivolatile SIM samples have internal standard area counts that are outside the lower limit of primary criteria and greater than 20% of the associated 12 hour standard. Detected compounds are qualified "J". Nondetected compounds are qualified "UJ".

E3N91, E3N91MS

Naphthalene, 2-Methylnaphthalene

## 9. COMPOUND IDENTIFICATION

After reviewing the mass spectra and chromatograms it appears that all SVOA, SVOA-SIM and Aroclor compounds were properly identified.

## 10. COMPOUND QUANTITATION AND REPORTED DETECTION LIMITS

The following semivolatile samples have analyte concentrations below the quantitation limit (CRQL). Detected compounds are qualified "J".

E3N90, E3N92, E3NA2

Naphthalene, 2-Methylnaphthalene, Acenaphthylene

E3N90DL, E3N92DL, E3N98DL, E3NA0DL, E3NA1DL, E3NA2DL, E3NA4DL

Acenaphthene, Fluorene, Anthracene, Dibenzo(a,h)anthracene

E3N91, E3N91MS, E3N91MSD, E3N93, E3N94, E3N95, E3N98, E3N99, E3NA0,  
E3NA1, E3NA7, E3NA9

Acenaphthylene

E3N91DL

Fluorene, Anthracene, Dibenzo(a,h)anthracene

E3N93DL

Naphthalene, 2-Methylnaphthalene, Acenaphthene, Fluorene, Dibenzo(a,h)anthracene

E3N94DL

Acenaphthene, Fluorene, Dibenzo(a,h)anthracene

E3N95DL

Naphthalene, Acenaphthene, Fluorene, Indeno(1,2,3-cd)pyrene, Dibenzo(a,h)anthracene

E3N97, E3NA4

Naphthalene, Acenaphthylene

Reviewed by: Michele Traina / Techlaw-ESAT

Date: 01/14/2010

Case Number: 38897

SDG Number: E3N90

Site Name: Kinnickinnic River (WI)Laboratory: Mitkem

E3N97DL

Acenaphthylene, Acenaphthene, Fluorene, Dibenzo(a,h)anthracene

E3N99DL

Naphthalene, 2-Methylnaphthalene, Acenaphthylene, Acenaphthene, Dibenzo(a,h)anthracene

E3NA5

Naphthalene

E3NA5DL, E3NA6DL

Acenaphthylene, Acenaphthene, Fluorene, Dibenzo(a,h)anthracene

E3NA7DL

Naphthalene, 2-Methylnaphthalene, Acenaphthylene, Acenaphthene, Fluorene, Dibenzo(a,h)anthracene

E3NA9DL

Acenaphthene, Fluorene, Dibenzo(a,h)anthracene

The following aroclor samples have analyte concentrations below the quantitation limit (CRQL). Detected compounds are qualified "J".

E3N95, E3NA2

Aroclor-1254

The relative percent difference between analyte results for the following aroclor samples is greater than 25% and the concentration  $\geq 25\%$  CRQL. Detected compounds are qualified "J".

E3N91, E3N91MSD, E3N97, E3N97DL, E3NA4, E3NA4DL, E3NA5, E3NA6, E3NA6DL

Aroclor-1260

E3N91MS

Aroclor-1254, Aroclor-1260

E3N92, E3N93, E3N94, E3N95, E3NA2

Aroclor-1254

E3N98, E3N98DL, E3NA9, E3NA9DL

Aroclor-1248

E3N99

Aroclor-1254, Aroclor-1260

Reviewed by: Michele Traina / Techlaw-ESAT

Date: 01/14/2010

Case Number: 38897  
Site Name: Kinnickinnic River (WI)

Page 12 of 16  
SDG Number: E3N90  
Laboratory: Mitekem

E3NA1  
Aroclor-1248, Aroclor-1254

## 11. SYSTEM PERFORMANCE

GC/MS baseline for the SVOA and SVOA-SIM indicated acceptable performance. The GC baseline for the Aroclor analyses were acceptable.

## 12. ADDITIONAL INFORMATION

The following SVOA samples have reported concentrations that exceeded the instrument's linear calibration range. These results were flagged "E" by the laboratory and are estimated "J". The results from the diluted samples should be used for result validation.

E3N90  
Phenanthrene, Fluoranthene, Pyrene, Benzo(a)anthracene, Chrysene,  
Benzo(b)fluoranthene, Benzo(a)pyrene

E3N91, E3N97, E3N98, E3NA0, E3NA4, E3NA5, E3NA6, E3NA9  
Phenanthrene, Fluoranthene, Pyrene, Benzo(a)anthracene, Chrysene,  
Benzo(b)fluoranthene, Benzo(k)fluoranthene, Benzo(a)pyrene, Indeno(1,2,3-cd)pyrene,  
Benzo(g,h,i)perylene

E3N92, E3N95, A3NA1  
Phenanthrene, Fluoranthene, Pyrene, Benzo(a)anthracene, Chrysene,  
Benzo(b)fluoranthene, Benzo(k)fluoranthene, Benzo(a)pyrene

E3N93  
Fluorene, Phenanthrene, Anthracene, Fluoranthene, Pyrene, Benzo(a)anthracene,  
Chrysene, Benzo(b)fluoranthene, Benzo(k)fluoranthene, Benzo(a)pyrene, Indeno(1,2,3-  
cd)pyrene, Benzo(g,h,i)perylene

E3N94  
Phenanthrene, Anthracene, Fluoranthene, Pyrene, Benzo(a)anthracene, Chrysene,  
Benzo(b)fluoranthene, Benzo(k)fluoranthene, Benzo(a)pyrene, Indeno(1,2,3-cd)pyrene,  
Benzo(g,h,i)perylene

E3N99  
2-Methylnaphthalene, Acenaphthene, Fluorene, Phenanthrene, Anthracene, Fluoranthene,  
Pyrene, Benzo(a)anthracene, Chrysene, Benzo(b)fluoranthene, Benzo(k)fluoranthene,  
Benzo(a)pyrene, Indeno(1,2,3-cd)pyrene, Benzo(g,h,i)perylene

E3NA2  
Fluoranthene, Pyrene

Case Number: 38897

SDG Number: E3N90

Site Name: Kinnickinnic River (WI)Laboratory: Mitkem

E3NA7

Phenanthrene, Fluoranthene, Pyrene, Benzo(b)fluoranthene

The following semivolatile samples have reported concentrations that exceeded the instrument's linear calibration range. These results were flagged "E" by the laboratory and are estimated "J". No further diluted analysis was performed since this sample was used for QC purposes only.

E3N91MS, E3N91MSD

Phenanthrene, Fluoranthene, Pyrene, Benzo(a)anthracene, Chrysene,  
Benzo(b)fluoranthene, Benzo(k)fluoranthene, Benzo(a)pyrene, Indeno(1,2,3-cd)pyrene,  
Benzo(g,h,i)perylene

The following semivolatile SIM samples have reported concentrations that exceed the instrument's linear calibration range in the original and diluted analysis. The results are flagged "E" by the laboratory and are estimated "J". The results with qualification from the diluted samples should be used for result validation.

E3N90, E3N97

Fluorene, Phenanthrene, Anthracene, Fluoranthene, Pyrene, Benzo(a)anthracene,  
Chrysene, Benzo(b)fluoranthene, Benzo(k)fluoranthene, Benzo(a)pyrene, Indeno(1,2,3-  
cd)pyrene, Dibenzo(a,h)perylene, Benzo(g,h,i)perylene

E3N91

Naphthalene, Acenaphthene, Fluorene, Phenanthrene, Anthracene, Fluoranthene, Pyrene,  
Benzo(a)anthracene, Chrysene, Benzo(b)fluoranthene, Benzo(k)fluoranthene,  
Benzo(a)pyrene, Indeno(1,2,3-cd)pyrene, Dibenzo(a,h)perylene, Benzo(g,h,i)perylene

E3N92, E3NA4

Acenaphthene, Fluorene, Phenanthrene, Anthracene, Fluoranthene, Pyrene,  
Benzo(a)anthracene, Chrysene, Benzo(b)fluoranthene, Benzo(k)fluoranthene,  
Benzo(a)pyrene, Indeno(1,2,3-cd)pyrene, Dibenzo(a,h)perylene, Benzo(g,h,i)perylene

E3N93, E3N94, E3N95, E3N99, E3NA0, E3NA1, E3NA7, E3NA9

Naphthalene, 2-Methylnaphthalene, Acenaphthene, Fluorene, Phenanthrene, Anthracene,  
Fluoranthene, Pyrene, Benzo(a)anthracene, Chrysene, Benzo(b)fluoranthene,  
Benzo(k)fluoranthene, Benzo(a)pyrene, Indeno(1,2,3-cd)pyrene, Dibenzo(a,h)perylene,  
Benzo(g,h,i)perylene

E3N98

2-Methylnaphthalene, Acenaphthene, Fluorene, Phenanthrene, Anthracene, Fluoranthene,  
Pyrene, Benzo(a)anthracene, Chrysene, Benzo(b)fluoranthene, Benzo(k)fluoranthene,  
Benzo(a)pyrene, Indeno(1,2,3-cd)pyrene, Dibenzo(a,h)perylene, Benzo(g,h,i)perylene

Case Number: 38897

SDG Number: E3N90

Site Name: Kinnickinnic River (WI)Laboratory: Mitkem

## E3NA2

Phenanthrene, Anthracene, Fluoranthene, Pyrene, Benzo(a)anthracene, Chrysene, Benzo(b)fluoranthene, Benzo(k)fluoranthene, Benzo(a)pyrene, Indeno(1,2,3-cd)pyrene, Benzo(g,h,i)perylene

## E3NA5

2-Methylnaphthalene, Acenaphthylene, Acenaphthene, Fluorene, Phenanthrene, Anthracene, Fluoranthene, Pyrene, Benzo(a)anthracene, Chrysene, Benzo(b)fluoranthene, Benzo(k)fluoranthene, Benzo(a)pyrene, Indeno(1,2,3-cd)pyrene, Dibenzo(a,h)perylene, Benzo(g,h,i)perylene

## E3NA8

Phenanthrene, Fluoranthene

The following semivolatile SIM samples have reported concentrations that exceeded the instrument's linear calibration range. These results were flagged "E" by the laboratory and are estimated "J". No further diluted analysis was performed since this sample was used for QC purposes only.

## E3N91MS

Naphthalene, 2-Methylnaphthalene, Acenaphthene, Fluorene, Phenanthrene, Anthracene, Fluoranthene, Pyrene, Benzo(a)anthracene, Chrysene, Benzo(b)fluoranthene, Benzo(k)fluoranthene, Benzo(a)pyrene, Indeno(1,2,3-cd)pyrene, Dibenzo(a,h)perylene, Benzo(g,h,i)perylene

## E3N91MSD

Naphthalene, 2-Methylnaphthalene, Acenaphthylene, Acenaphthene, Fluorene, Phenanthrene, Anthracene, Fluoranthene, Pyrene, Benzo(a)anthracene, Chrysene, Benzo(b)fluoranthene, Benzo(k)fluoranthene, Benzo(a)pyrene, Indeno(1,2,3-cd)pyrene, Dibenzo(a,h)perylene, Benzo(g,h,i)perylene

The following Aroclor samples have reported concentrations that exceeded the instrument's linear calibration range. These results were flagged "E" by the laboratory and are estimated "J". The results from the diluted samples should be used for result validation.

E3N97, E3N98, E3NA4, E3NA6, E3NA9  
Aroclor-1248, Aroclor-1254, Aroclor-1260

## E3NA5

Aroclor-1248, Aroclor-1260



Case Number: 38897

SDG Number: E3N90

Site Name: Kinnickinnic River (WI)

Laboratory: Mitkem

The following aroclor samples have compound concentrations whose presence were confirmed by GC/MS and are qualified with "C" on the laboratory's Form Is.

E3NA6, E3NA6DL

Aroclor-1248

CADRE Data Qualifier Sheet

<u>Qualifiers</u>	<u>Data Qualifier Definitions</u>
U	The analyte was analyzed for, but was not detected above the reported sample quantitation limit.
J	The analyte was positively identified; the associated numerical value is an approximate concentration of the analyte in the sample.
UJ	The analyte was not detected above the reported sample quantitation limit. However, the reported quantitation limit is approximate and may or may not represent the action limit of quantitation necessary to accurately and precisely measure the analyte in the sample.
N	The analysis indicates the presence of an analyte for which there is presumptive evidence to make a tentative identification.
NJ	The analysis indicates the presence of an analyte for which there is presumptive evidence to make a tentative identification and the associated numerical value represents its approximate concentration.
R	The data are unusable. (The compound may or may not be present.)

UNITED STATES ENVIRONMENTAL PROTECTION AGENCY  
REGION V  
SUPERFUND DIVISION

DATE:

SUBJECT: Review of Data  
Received for Review on: 15 Sept 2009

FROM: Stephen L. Ostrodka, Chief (SRT-5J)  
Superfund Field Services Section

TO: Data User: GLNPO

We have reviewed the data for the following case:

SITE Name: Kinnickinnic River (WI)

Case Number: 38897 MRN: 1760.0 SDG Number: E3NN9

Number and Type of Samples: 20 Soil Samples (SVOA, SVOA-SIM, AROCLOR)

Sample Numbers: E3NN9, E3NP1-E3NP9, E3NQ0-E3NQ5, E3NQ7-E3NQ9, E3NR0

Laboratory: Mitkem Laboratories Hrs for Review:

Following are our findings:

CC: Howard Pham  
Region 5 TPO  
Mail Code: SRT-5J

Case Number: 38897  
Site Name: Kinnickinnic River (WI)

Page 2 of 15  
SDG Number: E3NN9  
Laboratory: Mitkem

**Below is a summary of the out-of-control audits and the possible effects on the data for this case:**

Twenty (20) soil samples labeled E3NN9, E3NP1-E3NP9, E3NQ0-E3NQ5, E3NQ7-E3NQ9, and E3NR0 were shipped to Mitkem Laboratory in Warwick, RI. All samples were collected on 08/22/2009 and received on 08/25/2009 intact and at 7 degrees C. No sample results were qualified for this deficiency.

Twenty (20) samples were analyzed for SVOA/ARO and Twelve (12) samples were analyzed for SVOA-SIM. All samples were analyzed according to CLP SOW SOM01.2 6/2007 and reviewed according to the NFG for SOM01.2, MRN 1760.0 and the SOP for ESAT 5/TechLaw Validation of Contract Laboratory Program Organic Data (Version 2.4).

Sample E3NN9 was designated by the samplers to be used for laboratory QC, i.e. MS/MSD analyses.

Samples E3NQ3/E3NQ4 and E3NQ9/E3NR0 were identified field duplicates.

No Samples were identified as trip blanks or field blanks.

Case Number: 38897  
Site Name: Kinnickinnic River (WI)

SDG Number: E3NN9  
Laboratory: Mitkem

## 1. HOLDING TIME

The following semivolatile soil samples are outside primary extraction holding time criteria (14 days). Detected compounds are qualified "J". Non-detected compounds are qualified "UJ".

E3NN9MS, E3NN9MSD

## 2. GC/MS TUNING AND GC INSTRUMENT PERFORMANCE

No Problems Found.

## 3. CALIBRATION

The following SIM semivolatile samples are associated with an opening CCV percent difference (%D) outside criteria. Detected compounds are qualified "J". Non-detected compounds are qualified "UJ".

E3NP8DL, E3NQ5DL, SBLK5K  
Chrysene

## 4. BLANKS

No Problems Found.

## 5. DEUTERATED MONITORING COMPOUND AND SURROGATE RECOVERY

The following semivolatile samples have deuterated monitoring compound recovery above the upper limit of the criteria window. Detected compounds are qualified "J". Non-detected compounds are not qualified.

E3NN9MS, E3NN9MSD  
Fluoranthene, Pyrene, Benzo(a)anthracene, Chrysene

E3NQ8  
Naphthalene, 2-Methylnaphthalene, Acenaphthylene, Acenaphthene, Fluoranthene,  
Pyrene, Benzo(a)anthracene, Chrysene

The following diluted semivolatile samples with dilution factors greater than or equal to 5 have deuterated monitoring compound recovery above the upper limit of the criteria window. Detected and non detected compounds are not qualified.

E3NP4DL, E3NQ0DL, E3NQ1DL, E3NQ4DL, E3NQ7DL, E3NQ8DL

Case Number: 38897  
Site Name: Kinnickinnic River (WI)

Page 4 of 15  
SDG Number: E3NN9  
Laboratory: Mitkem

The following diluted semivolatile samples with dilution factors greater than or equal to 5 have deuterated monitoring compound recovery below the lower limit of the criteria window. Detected and non detected compounds are not qualified.

E3NP9DL

The following semivolatile SIM samples with dilution factors greater than or equal to 5.0 have deuterated monitoring compound recovery less than or equal to 0%. Detected and non-detected compounds are not qualified.

E3NP1, E3NP3, E3NP4, E3NP5, E3NP6, E3NP7, E3NP9, E3NQ9, E3NR0, E3NP8DL, E3NQ5DL

Naphthalene, 2-Methylnaphthalene, Acenaphthylene, Acenaphthene, Fluorene, Phenanthrene, Anthracene, Fluoranthene, Pyrene, Benzo(a)anthracene, Chrysene, Benzo(b)fluoranthene, Benzo(k)fluoranthene, Benzo(a)pyrene, Indeno(1,2,3-cd)pyrene, Dibenzo(a,h)anthracene, Benzo(g,h,i)perylene

The following diluted aroclor samples with dilution factors greater than 5 have surrogate percent recoveries that are greater than 200% on only 1 GC column. Detected and non-detected compounds are not qualified as the lower of the 2 possible values (i.e. the reported value) is within the acceptance range.

E3NP5DL, E3NP9DL

The following aroclor samples have surrogate percent recoveries which exceed 150% but are less than or equal to the 200% on only 1 GC column. Detected and non-detected compounds are not qualified as the lower of the 2 possible values (i.e. the reported value) is within the acceptance range.

E3NN9MSD, E3NP3, E3NP4, E3NP9, E3NQ0, E3NQ1

The following diluted aroclor samples with dilution factors greater than 5 have surrogate percent recoveries which exceed 150% but are less than or equal to 200% on only 1 GC column. Detected and non-detected compounds are not qualified as the lower of the 2 possible values (i.e. the reported value) is within the acceptance range.

E3NP3DL, E3NP4DL, E3NP6DL, E3NQ0DL, E3NQ1DL, E3NQ7DL

The following diluted aroclor samples with dilution factors less than or equal to 5 have surrogate percent recoveries which exceed 150% but are less than or equal to 200% on only 1 GC column. Detected and non-detected compounds are not qualified as the lower of the 2 possible values (i.e. the reported value) is within the acceptance range.

E3NN9DL, E3NP5

Case Number: 38897  
Site Name: Kinnickinnic River (WI)

SDG Number: E3NN9  
Laboratory: Mitkem

**6A. MATRIX SPIKE/MATRIX SPIKE DUPLICATE**

Sample E3NN9 was designated by the samplers to be used for laboratory QC, i.e. matrix spike / matrix spike duplicate analyses.

The relative percent difference (RPD) between the following semivolatile matrix spike and matrix spike duplicate recoveries is outside criteria. Detected compounds in the unspiked sample (E3NN9, E3NN9DL) are qualified “J”. Nondetected compounds are qualified “UJ”.

E3NN9MS, E3NN9MSD  
Pyrene, Acenaphthene

The following semivolatile matrix spike/matrix spike duplicate samples have percent recoveries greater than the upper acceptance criteria. Detected compounds in the unspiked sample (E3NN9, E3NN9DL) are qualified “J”. Non-detected compounds are not qualified.

E3NN9MS  
Pyrene

The following semivolatile matrix spike/matrix spike duplicate samples have percent recoveries that are greater than or equal to the lower expanded criteria limit (5%) but less than the lower primary criteria limit. Detected compounds in the unspiked sample are qualified “J”. Non-detected compounds in the unspiked sample (E3NN9, E3NN9DL) are qualified “R”.

E3NN9MSD  
Pyrene

The relative percent difference (RPD) between the following semivolatile SIM matrix spike and matrix spike duplicate recoveries is outside criteria. Detected compounds in the unspiked sample (E3NP2) are qualified “J”. Nondetected compounds are qualified “UJ”.

E3NP2MS, E3NP2MSD  
Acenaphthene, Pyrene

The aroclor Form III –MS/MSD Summary was re-calculated using the lowest obtained value for each compound. The RPDs were re-calculated using these values.

	MS% REC	MSD%REC	RPDs	RPD QC	REC QC
Analytes					
Aroclor-1016	140%* Conc=310ug/kg	134% Conc=297ug/kg	4.4%	0-15	29-135
Aroclor-1260	30% Conc=522ug/kg	22%* Conc=505ug/kg	30.8%*	0-20	29-135

Case Number: 38897  
Site Name: Kinnickinnic River (WI)

SDG Number: E3NN9  
Laboratory: Mitkem

The following aroclor matrix spike/matrix spike duplicate samples have percent recoveries greater than the upper acceptance criteria. Detected compounds in the unspiked sample (E3NN9, E3NN9DL) are qualified "J". Non-detected compounds are not qualified.

E3NN9MS  
Aroclor-1016

The following aroclor matrix spike/matrix spike duplicate samples have percent recoveries less than the lower acceptance criteria. Detected compounds on the unspiked sample (E3NN9, E3NN9DL) are qualified "J".

E3NN9MSD  
Aroclor-1260

The relative percent difference (RPD) between the following aroclor matrix spike and matrix spike duplicate recoveries is outside criteria. Detected compounds in the unspiked sample (E3N91, E3NN9DL) are qualified "J". Non-detected compounds are qualified "UJ".

E3NN9MS, E3NN9MSD  
Aroclor-1260

#### **6B. LABORATORY CONTROL SAMPLE**

No Problems Found.

#### **7. FIELD BLANK AND FIELD DUPLICATE**

No samples were identified as trip blanks or field blanks.



Case Number: 38897  
 Site Name: Kinnickinnic River (WI)

SDG Number: E3NN9  
 Laboratory: Mitkem

Samples E3NQ3/E3NQ4 were identified as field duplicates. Results are summarized in the following table:

	E3NQ3	E3NQ4	%RPDs	E3NQ3DL	E3NQ4DL	%RPDs
Semi Volatile analytes	µg/kg	µg/kg		µg/kg DF=20	µg/kg DF= 20	
Naphthalene	450	510	13	ND	ND	0
2-Methylnaphthalene	350	370	6	ND	ND	0
Acenaphthylene	600	500	18	ND	ND	0
Acenaphthene	1000	1100	10	1100	1300	17
Fluorene	1700	1700	0	1800	1600	12
Phenanthrene	12000	13000	8	12000	12000	0
Anthracene	2700	13000	132	2600	2300	12
Fluoranthene	22000	21000	5	23000	24000	4
Pyrene	17000	18000	6	13000	15000	14
Benzo(a)anthracene	8500	8500	0	8000	8100	1
Chrysene	8700	9200	6	7800	11000	34
Benzo(b)fluoranthene	10000	11000	10	7800	8400	7
Benzo(k)fluoranthene	3500	3000	16	5600	5400	4
Benzo(a)pyrene	6600	6700	2	6000	6400	7
Indeno(1,2,3-cd)pyrene	3700	3800	3	3500	3800	8
Dibenzo(a,h)anthracene	1600	1800	12	1200	1500	22
Benzo(g,h,i)perylene	3400	3600	6	3100	3700	18

	MS% REC	MSD%REC	RPDs	RPD QC	REC QC
Analytes					
Aroclor-1254	39	41	5.0	0-15	29-135

Case Number: 38897  
Site Name: Kinnickinnic River (WI)

SDG Number: E3NN9  
Laboratory: Mitkem

Samples E3NQ9/E3NR0 were identified as field duplicates. Results are summarized in the following table:

	E3NQ9	E3NR0	%RPDs	E3NQ9DL	E3NR0DL	%RPDs
Semi Volatile analytes	µg/kg	µg/kg		µg/kg DF=10	µg/kg DF= 10	
Naphthalene	240	380	45	ND	ND	0
2-Methylnaphthalene	180	220	20	ND	ND	0
Acenaphthylene	410	520	24	ND	ND	0
Acenaphthene	420	520	21	ND	610	200
Fluorene	710	870	20	790	900	13
Phenanthrene	5300	6500	20	5500	6600	18
Anthracene	1000	1400	33	810	1200	39
Fluoranthene	11000	14000	24	11000	14000	24
Pyrene	9400	10000	6	7900	9300	16
Benzo(a)anthracene	3500	4300	21	4600	5400	16
Chrysene	4900	5600	13	4800	5600	15
Benzo(b)fluoranthene	6100	6600	8	4700	5500	16
Benzo(k)fluoranthene	2600	1700	42	3800	4600	19
Benzo(a)pyrene	3400	3900	14	3300	4200	24
Indeno(1,2,3-cd)pyrene	2200	2400	9	2200	2300	4
Dibenzo(a,h)anthracene	950	1100	15	710	1100	43
Benzo(g,h,i)perylene	2100	2400	13	2400	2700	1

	E3NQ9	E3NR0	%RPDs
Semi Volatile SIM analytes	µg/kg DF=8	µg/kg DF=8	
Naphthalene	190	350	59
2-Methylnaphthalene	160	240	40
Acenaphthylene	220	310	34
Acenaphthene	260	400	42
Fluorene	390	610	44
Phenanthrene	4200	5700	30
Anthracene	630	1000	45
Fluoranthene	6000	6200	3
Pyrene	4900	6000	20
Benzo(a)anthracene	3400	5600	49
Chrysene	3200	4400	32
Benzo(b)fluoranthene	4700	9300	66
Benzo(k)fluoranthene	1300	2000	42
Benzo(a)pyrene	2300	4300	61
Indeno(1,2,3-cd)pyrene	1600	2800	55
Dibenzo(a,h)anthracene	460	960	70
Benzo(g,h,i)perylene	1500	2700	58

	E3NQ9	E3NR0	
Analytes			%RPDs
Aroclor-1254	120	78	42.4

Results are not qualified based upon the results of the field duplicates.

## 8. INTERNAL STANDARDS

The following semivolatile samples have internal standard area counts that are outside the upper limit of primary criteria. Detected compounds are qualified "J". Non-detected compounds are not qualified.

### E3NN9

Phenanthrene, Anthracene, Fluoranthene, Pyrene, Benzo(a)anthracene, Chrysene, Benzo(b)fluoranthene, Benzo(k)fluoranthene, Benzo(a)pyrene, Indeno(1,2,3-cd)pyrene, Dibenzo(a,h)anthracene, Benzo(g,h,i)perylene

The following semivolatile samples have internal standard area counts that are outside the lower limit of primary criteria and greater than 20% of the associated 12 hour standard. Detected compounds are qualified "J". Nondetected compounds are qualified "UJ".

### E3NN9MS

Pyrene, Chrysene

### E3NQ7

Pyrene, Benzo(a)anthracene, Chrysene, Benzo(b)fluoranthene, Benzo(k)fluoranthene, Benzo(a)pyrene, Indeno(1,2,3-cd)pyrene, Dibenzo(a,h)anthracene, Benzo(g,h,i)perylene

### E3NR0

2-Methylnaphthalene, Naphthalene

## 9. COMPOUND IDENTIFICATION

After reviewing the mass spectra and chromatograms it appears that all SVOA, SIM-SVOA, and Aroclor compounds were properly identified.

## 10. COMPOUND QUANTITATION AND REPORTED DETECTION LIMITS

The following semivolatile samples have analyte concentrations below the quantitation limit (CRQL). Detected compounds are qualified "J".

Case Number: 38897  
Site Name: Kinnickinnic River (WI)

SDG Number: E3NN9  
Laboratory: Mitkem

E3NN9DL, E3NP5DL, E3NP7DL  
Acenaphthylene, Acenaphthene, Fluorene, Anthracene, Dibenzo(a,h)anthracene

E3NN9MS, E3NN9MSD, E3NP6, E3NQ9  
Naphthalene, 2-Methylnaphthalene

E3NP1  
Naphthalene, 2-Methylnaphthalene, Acenaphthylene

E3NP1DL, E3NQ4DL, E3NR0DL  
Acenaphthene, Fluorene, Anthracene, Indeno(1,2,3-cd)pyrene, Dibenzo(a,h)anthracene,  
Benzo(g,h,i)perylene

E3NP2  
Phenanthrene, Fluoranthene, Pyrene, Chrysene, Benzo(b)fluoranthene, Benzo(a)pyrene

E3NP3, E3NP4, E3NP5, E3NP7, E3NP9  
Naphthalene

E3NP3DL  
Acenaphthylene, Acenaphthene, Fluorene, Dibenzo(a,h)anthracene

E3NP4DL  
Acenaphthylene, Acenaphthene, Fluorene, Anthracene, Indeno(1,2,3-cd)pyrene,  
Dibenzo(a,h)anthracene, Benzo(g,h,i)perylene

E3NP6DL  
Fluorene, Anthracene, Dibenzo(a,h)anthracene, Benzo(g,h,i)perylene

E3NP8  
Phenanthrene, Fluoranthene, Pyrene, Benzo(a)anthracene, Chrysene,  
Benzo(b)fluoranthene, Benzo(k)fluoranthene, Benzo(a)pyrene

E3NP9DL, E3NQ0DL, E3NQ1DL, E3NQ8DL  
Acenaphthene, Fluorene, Anthracene, Dibenzo(a,h)anthracene

E3NQ2DL, E3NQ9DL  
Fluorene, Anthracene, Indeno(1,2,3-cd)pyrene, Dibenzo(a,h)anthracene,  
Benzo(g,h,i)perylene

E3NQ3DL  
Acenaphthene, Fluorene, Anthracene, Benzo(k)fluoranthene, Indeno(1,2,3-cd)pyrene,  
Dibenzo(a,h)anthracene, Benzo(g,h,i)perylene

Case Number: 38897  
Site Name: Kinnickinnic River (WI)

SDG Number: E3NN9  
Laboratory: Mitkem

E3NQ5  
Acenaphthene, Fluorene, Fluoranthene, Pyrene

E3NQ7DL  
Fluorene, Anthracene, Dibenzo(a,h)anthracene

E3NR0  
2-Methylnaphthalene

The following aroclor samples have analyte concentrations below the quantitation limit (CRQL). Detected compounds are qualified "J".

E3NP6DL  
Aroclor-1260

E3NQ3, E3NQ4  
Aroclor-1254

The relative percent difference between analyte results for the following aroclor samples is greater than 25% and the concentration  $\geq 25\%$  CRQL. Detected compounds are qualified "J".

E3NQ3, E3NQ4, E3NR0  
Aroclor-1254

E3NP3, E3NP3DL, E3NP4, E3NP4DL, E3NP5, E3NP5DL, E3NP6DL, E3NP7,  
E3NP9DL, E3NQ0, E3NQ1, E3NQ1DL, E3NQ8  
Aroclor-1260

E3NP6  
Aroclor-1254, Aroclor-1260

## 11. SYSTEM PERFORMANCE

GC/MS baseline indicated acceptable performance. The GC baseline for the aroclor analyses was acceptable.

## 12. ADDITIONAL INFORMATION

The following semivolatile samples have reported concentrations that exceeded the instrument's linear calibration range. These results were flagged "E" by the laboratory and are estimated "J". The results from the diluted samples should be used for result validation.

E3NN9, E3NP3, E3NP4, E3NP9, E3NQ2  
Phenanthrene, Fluoranthene, Pyrene, Benzo(a)anthracene, Chrysene,  
Benzo(b)fluoranthene, Benzo(a)pyrene, Indeno(1,2,3-cd)pyrene, Benzo(g,h,i)perylene

Case Number: 38897  
Site Name: Kinnickinnic River (WI)

SDG Number: E3NN9  
Laboratory: Mitkem

E3NP1  
Fluoranthene, Pyrene

E3NP5, E3NQ0, E3NQ8  
Phenanthrene, Anthracene, Fluoranthene, Pyrene, Benzo(a)anthracene, Chrysene,  
Benzo(b)fluoranthene, Benzo(k)fluoranthene, Benzo(a)pyrene, Indeno(1,2,3-cd)pyrene,  
Benzo(g,h,i)perylene

E3NP6, E3NP7, E3NQ3  
Phenanthrene, Fluoranthene, Pyrene, Benzo(a)anthracene, Chrysene,  
Benzo(b)fluoranthene, Benzo(a)pyrene

E3NQ1, E3NQ7  
Phenanthrene, Fluoranthene, Pyrene, Benzo(a)anthracene, Chrysene,  
Benzo(b)fluoranthene, Benzo(k)fluoranthene, Benzo(a)pyrene, Indeno(1,2,3-cd)pyrene,  
Benzo(g,h,i)perylene

E3NQ4  
Phenanthrene, Anthracene, Fluoranthene, Pyrene, Benzo(a)anthracene, Chrysene,  
Benzo(b)fluoranthene, Benzo(a)pyrene

E3NQ9  
Phenanthrene, Fluoranthene, Pyrene, Chrysene, Benzo(b)fluoranthene

E3NR0  
Phenanthrene, Fluoranthene, Pyrene, Benzo(a)anthracene, Chrysene,  
Benzo(b)fluoranthene

The following semivolatile samples have reported concentrations that exceeded the instrument's linear calibration range. These results were flagged "E" by the laboratory and are estimated "J". No further diluted analysis was performed since this sample was used for QC purposes only.

E3NN9MS, E3NN9MSD  
Phenanthrene, Fluoranthene, Pyrene, Benzo(a)anthracene, Chrysene,  
Benzo(b)fluoranthene, Benzo(a)pyrene, Indeno(1,2,3-cd)pyrene, Benzo(g,h,i)perylene

The following semivolatile SIM samples have reported concentrations that exceeded the instrument's linear calibration range. These results were flagged "E" by the laboratory and are estimated "J". The results from the diluted samples should be used for result validation.

E3NP1  
Fluorene, Phenanthrene, Anthracene, Fluoranthene, Pyrene, Benzo(a)anthracene,  
Chrysene, Benzo(b)fluoranthene, Benzo(k)fluoranthene, Benzo(a)pyrene, Indeno(1,2,3-cd)pyrene, Benzo(g,h,i)perylene

Case Number: 38897  
Site Name: Kinnickinnic River (WI)

SDG Number: E3NN9  
Laboratory: Mitkem

E3NP3, E3NP9

Acenaphthylene, Acenaphthene, Fluorene, Phenanthrene, Anthracene, Fluoranthene, Pyrene, Benzo(a)anthracene, Chrysene, Benzo(b)fluoranthene, Benzo(k)fluoranthene, Benzo(a)pyrene, Indeno(1,2,3-cd)pyrene, Dibenzo(a,h)anthracene, Benzo(g,h,i)perylene

E3NP4, E3NP5

2-Methylnaphthalene, Acenaphthylene, Acenaphthene, Fluorene, Phenanthrene, Anthracene, Fluoranthene, Pyrene, Benzo(a)anthracene, Chrysene, Benzo(b)fluoranthene, Benzo(k)fluoranthene, Benzo(a)pyrene, Indeno(1,2,3-cd)pyrene, Dibenzo(a,h)anthracene, Benzo(g,h,i)perylene

E3NP6, E3NP7

Acenaphthene, Fluorene, Phenanthrene, Anthracene, Fluoranthene, Pyrene, Benzo(a)anthracene, Chrysene, Benzo(b)fluoranthene, Benzo(k)fluoranthene, Benzo(a)pyrene, Indeno(1,2,3-cd)pyrene, Dibenzo(a,h)anthracene, Benzo(g,h,i)perylene

E3NP8

Phenanthrene, Fluoranthene, Pyrene, Benzo(a)anthracene, Chrysene, Benzo(b)fluoranthene, Benzo(a)pyrene

E3NQ5

Fluorene, Phenanthrene, Fluoranthene, Pyrene

E3NQ9

Phenanthrene, Anthracene, Fluoranthene, Pyrene, Benzo(a)anthracene, Chrysene, Benzo(b)fluoranthene, Benzo(k)fluoranthene, Benzo(a)pyrene, Indeno(1,2,3-cd)pyrene, Dibenzo(a,h)anthracene, Benzo(g,h,i)perylene

E3NR0

Fluorene, Phenanthrene, Anthracene, Fluoranthene, Pyrene, Benzo(a)anthracene, Chrysene, Benzo(b)fluoranthene, Benzo(k)fluoranthene, Benzo(a)pyrene, Indeno(1,2,3-cd)pyrene, Dibenzo(a,h)anthracene, Benzo(g,h,i)perylene

The following Aroclor samples have reported concentrations that exceeded the instrument's linear calibration range. These results were flagged "E" by the laboratory and are estimated "J". The results from the diluted samples should be used for result validation.

E3NN9, E3NP9, E3NQ0, E3NQ1, E3NQ7  
Aroclor-1254, Aroclor-1260

E3NP3, E3NP4, E3NP5  
Aroclor-1248, Aroclor-1254, Aroclor-1260

Case Number: 38897  
Site Name: Kinnickinnic River (WI)

SDG Number: E3NN9  
Laboratory: Mitkem

E3NP6  
Aroclor-1248, Aroclor-1254

The following Aroclor samples have compound concentrations whose presence were confirmed by GC/MS and are qualified "C" on the laboratory Form I's.

E3NP5, E3NP5DL  
Aroclor-1248, Aroclor-1254

The CADRE spreadsheet did not include the following Aroclor LCS sample. Form I's for this sample are included with the hard copy data package.

ALCS3N

The following Aroclor samples have compound concentrations which exceed the instruments calibration range on only 1 GC column. Detected and non-detected compounds are not qualified as the lower of the 2 possible values (i.e. the reported value) is within the acceptance range.

E3NN9MS, E3NN9MSD  
Aroclor-1254

The following Aroclor sample incorrectly had a "P" flag on the laboratory Form I.

E3NN9MSD  
Aroclor-1254



CADRE Data Qualifier Sheet

<u>Qualifiers</u>	<u>Data Qualifier Definitions</u>
U	The analyte was analyzed for, but was not detected above the reported sample quantitation limit.
J	The analyte was positively identified; the associated numerical value is an approximate concentration of the analyte in the sample.
UJ	The analyte was not detected above the reported sample quantitation limit. However, the reported quantitation limit is approximate and may or may not represent the action limit of quantitation necessary to accurately and precisely measure the analyte in the sample.
N	The analysis indicates the presence of an analyte for which there is presumptive evidence to make a tentative identification.
NJ	The analysis indicates the presence of an analyte for which there is presumptive evidence to make a tentative identification and the associated numerical value represents its approximate concentration.
R	The data are unusable. (The compound may or may not be present.)

UNITED STATES ENVIRONMENTAL PROTECTION AGENCY  
REGION V  
SUPERFUND DIVISION

DATE:

SUBJECT: Review of Data  
Received for Review on: 15 Sept 09

FROM: Stephen L. Ostrodka, Chief (SRT-5J)  
Superfund Field Services Section

TO: Data User: GLNPO

We have reviewed the data for the following case:

SITE Name: Kinnickinnic River (WI)

Case Number: 38897 MRN:1760.0 SDG Number: E3NQ6

Number and Type of Samples: 16 Soil Samples, 2 Aqueous Samples

Sample Numbers: E3NQ6; E3NR1-E3NR9; E3NS0-E3NS7

Laboratory: Mitkem Laboratories Hrs for Review:

Following are our findings:

CC: Howard Pham  
Region 5 TPO  
Mail Code: SRT-5J

Case Number: 38897  
Site Name: Kinnickinnic River (WI)

Page 2 of 13  
SDG Number: E3NQ6  
Laboratory: Mitkem

**Below is a summary of the out-of-control audits and the possible effects on the data for this case:**

Sixteen (16) soil samples labeled E3NQ6, E3NR1 through E3NR9, E3NS0 through E3NS4, E3NS7 and two (2) aqueous samples labeled E3NS5 and E3NS6 were shipped to Mitkem Lab located in Warwick, Rhode Island. All samples were collected on 08/21/2009 and 08/22/2009 and received on 08/25/2009 intact and at 7 degrees C. No sample results were qualified for this deficiency.

All samples were analyzed according to CLP SOW SOM01.2 (06/2007) and reviewed according to the NFG for SOM01.2, MRN 1760.0 and the SOP for ESAT 5/TechLaw Validation of Contract Laboratory Program Organic Data (Version 2.4). SIM analysis is not reported for samples E3NR2, E3NR4, E3NR5, E3NR8, E3NR9, E3NS0 and E3NS7 as all PAH compounds were detected above the CRQLs in the full scan SVOA analysis.

Soil sample E3NQ6 was designated by the samplers to be used for laboratory QC, i.e. MS/MSD analyses. No MS/MSD was performed for the water samples fraction. No sample results were qualified for this deficiency.

Samples E3NS0 and E3NS1 are identified as field duplicates. Samples E3NS5 and E3NS6 are identified as equipment blanks. E3NS7 is identified as a field duplicate of an unknown counterpart.

Case Number: 38897  
Site Name: Kinnickinnic River (WI)

Page 3 of 13  
SDG Number: E3NQ6  
Laboratory: Mitkem

### 1. HOLDING TIME

No Problems Found.

### 2. GC/MS TUNING AND GC INSTRUMENT PERFORMANCE

No Problems Found.

### 3. CALIBRATION

The following semivolatile SIM samples are associated with an initial calibration percent relative standard deviation (%RSD) outside criteria. Detected compounds are qualified "J". Non-detected compounds are not qualified.

E3NQ6, E3NQ6MS, E3NQ6MSD, E3NR3, E3NR6, E3NS1, E3NS2, E3NS3, E3NS4,  
SBLK4X  
Chrysene, Benzo(k)fluoranthene

The following semivolatile SIM samples are associated with an opening CCV percent difference (%D) outside criteria. Detected compounds are qualified "J". Non-detected compounds are qualified "UJ".

E3NQ6, E3NQ6MS, E3NQ6MSD, E3NR3, E3NR6, E3NS1, E3NS2, E3NS3, E3NS4,  
SBLK4X  
Pyrene, Benzo(b)fluoranthene

### 4. BLANKS

No Problems Found.

### 5. DEUTERATED MONITORING COMPOUND AND SURROGATE RECOVERY

The following semivolatile samples have deuterated monitoring compound recovery above the upper limit of the criteria window. Detected compounds are qualified "J". Non-detected compounds are not qualified.

E3NR4, E3NR5, E3NS3  
Naphthalene, 2-Methylnaphthalene, Acenaphthylene, Acenaphthene

E3NR9  
Naphthalene, 2-Methylnaphthalene, Acenaphthylene, Acenaphthene, Fluorene,  
Phenanthrene, Anthracene

Case Number: 38897  
Site Name: Kinnickinnic River (WI)

SDG Number: E3NQ6  
Laboratory: Mitkem

E3NS0

Naphthalene, 2-Methylnaphthalene, Acenaphthylene, Acenaphthene, Phenanthrene, Anthracene

The following diluted semivolatile samples with dilution factors greater than or equal to 5 have deuterated monitoring compound recovery above the upper limit of the criteria window. Detected and non detected compounds are not qualified.

E3NQ6DL, E3NR5DL, E3NS7DL

Phenanthrene, Anthracene

E3NR2DL, E3NS0DL, E3NS2DL

Naphthalene, 2-Methylnaphthalene, Acenaphthylene, Acenaphthene, Phenanthrene, Anthracene

E3NR3DL, E3NR4DL, E3NR9DL, E3NS3DL

Naphthalene, 2-Methylnaphthalene, Acenaphthylene, Acenaphthene, Fluorene, Phenanthrene, Anthracene

The following semivolatile SIM samples with dilution factors greater than or equal to 5.0 have deuterated monitoring compound recovery less than or equal to 0%. Detected and non-detected compounds are not qualified.

E3NQ6, E3NQ6MS, E3NQ6MSD, E3NR3, E3NR6, E3NS1, E3NS2, E3NS3

The following aroclor samples have surrogate percent recoveries which exceed 150% but are less than or equal to the 200% on only 1 GC column. Detected and non-detected compounds are not qualified as the lower of the 2 possible values (i.e. the reported value) is within the acceptance range.

E3NR2

The following diluted aroclor samples with dilution factors greater than 5 have surrogate percent recoveries which exceed 150% but are less than or equal to 200% on only 1 GC column. Detected and non-detected compounds are not qualified as the lower of the 2 possible values (i.e. the reported value) is within the acceptance range.

E3NR2DL, E3NR8DL

The following aroclor samples have surrogate recoveries less than the primary minimum criteria (30%) but greater than or equal to the expanded minimum criteria (10%) on both GC columns. Detected compounds are qualified "J". Non-detected compounds are qualified "UJ".

E3NR4

Case Number: 38897  
Site Name: Kinnickinnic River (WI)

SDG Number: E3NQ6  
Laboratory: Mitkem

The following Aroclor samples have surrogate recoveries that are greater than 200% on only 1 GC column. Detected and non-detected compounds are not qualified as the lower of the 2 possible values (i.e. the reported value) is within the acceptance range.

E3NQ6MSD

#### **6A. MATRIX SPIKE/MATRIX SPIKE DUPLICATE**

Soil sample E3NQ6 was designated by the samplers to be used for laboratory QC, i.e. MS/MSD analyses. No MS/MSD was performed for the water samples fraction. No sample results were qualified for this deficiency.

The following semivolatile matrix spike/matrix spike duplicate samples have percent recoveries greater than or equal to the expanded lower acceptance limit but less than the primary lower acceptance limit. Detected compounds in the unspiked samples (E3NQ6 and E3NQ6DL) are qualified "J".

E3NQ6MS  
Acenaphthene, Pyrene

E3NQ6MSD  
Acenaphthene

The relative percent difference (RPD) between the following semivolatile matrix spike and matrix spike duplicate recoveries is outside criteria. Detected compounds in the unspiked samples (E3NQ6 and E3NQ6DL) are qualified "J".

E3NQ6MSD  
Pyrene

The following semivolatile SIM matrix spike/matrix spike duplicate samples have percent recoveries greater than the upper acceptance criteria. Detected compounds in the unspiked sample (E3NQ6) are qualified "J".

E3NQ6MS, E3NQ6MSD  
Acenaphthene, Pyrene

The relative percent difference (RPD) between the following semivolatile SIM matrix spike and matrix spike duplicate recoveries is outside criteria. Detected compounds in the unspiked sample (E3NQ6) are qualified "J".

E3NQ6MSD  
Acenaphthene

Case Number: 38897  
 Site Name: Kinnickinnic River (WI)

SDG Number: E3NQ6  
 Laboratory: Mitkem

The aroclor Form III –MS/MSD Summary was re-calculated using the lowest obtained value for each compound. The RPDs were re-calculated using these values.

	MS% REC	MSD%REC	RPDs	RPD QC	REC QC
Analytes	µg/kg	µg/kg			
Aroclor-1016	181*	200*	10.0	0-15	29-135
Aroclor-1260	-25*	-7*	112.5*	0-20	29-135

The following aroclor matrix spike/matrix spike duplicate samples have percent recoveries greater than the upper acceptance criteria. The compound was not detected in the unspiked samples. Non-detected compound in the unspiked samples (E3NQ6 and E3NQ6DL) are not qualified.

E3NQ6MS, E3NQ6MSD  
 Aroclor-1016

The following aroclor matrix spike/matrix spike duplicate samples have percent recoveries that are less than the expanded lower acceptance limit. Detected compounds in the unspiked sample (E3NQ6 and E3NQ6DL) are qualified “J”.

E3NQ6MS, E3NQ6MSD  
 Aroclor-1260

The relative percent difference (RPD) between the following aroclor matrix spike and matrix spike duplicate recoveries is outside criteria. Detected compounds in the unspiked sample (E3NQ6 and E3NQ6DL) are qualified “J”.

E3NQ6MSD  
 Aroclor-1260

## 6B. LABORATORY CONTROL SAMPLE

No Problems Found.

## 7. FIELD BLANK AND FIELD DUPLICATE

Samples E3NS0 and E3NS1 are identified as field duplicates. Samples E3NS5 and E3NS6 are identified as equipment blanks. E3NS7 is identified as a field duplicate of an unknown counterpart. That sample is located in another SDG, therefore no RPD is calculated for this field duplicate. Results for the field duplicate samples (E3NS0 and E3NS1) are summarized in the following table:

	E3NS0	E3NS1	%RPDs	E3NS0DL DF=16	E3NS1DL DF=10	%RPDs
Semi Volatile analytes	µg/kg	µg/kg		µg/kg	µg/kg	
Naphthalene	400	260	42.4	ND	ND	0
2-Methylnaphthalene	290	200	36.7	ND	ND	0
Acenaphthylene	530	380	33.0	ND	ND	0
Acenaphthene	920	660	32.9	910	560	47.6
Fluorene	1400	1200	15.4	1500	850	55.3
Phenanthrene	9900	7400	28.9	12000	7200	50.0
Anthracene	2400	1700	34.1	2800	1700	48.9
Fluoranthene	18000	13000	32.3	23000	15000	42.1
Pyrene	10000	8500	16.2	16000	9200	54.0
Benzo(a)anthracene	7400	5500	29.5	7700	6200	21.6
Chrysene	8300	6800	19.9	11000	5500	66.7
Benzo(b)fluoranthene	8700	7500	14.8	11000	6000	58.8
Benzo(k)fluoranthene	4700	2500	61.1	4600	4500	2.2
Benzo(a)pyrene	6400	4700	30.6	6900	4900	33.9
Indeno(1,2,3-cd)pyrene	4100	3100	27.8	3700	2700	31.3
Dibenzo(a,h)anthracene	2000	1500	28.6	1300	740	54.9
Benzo(g,h,i)perylene	4000	2900	31.9	3600	2700	28.6

	E3NS0	E3NS1	%RPDs
Analytes	µg/kg	µg/kg	
Aroclor-1248	45	34	27.8
Aroclor-1254	61	50	19.8

Results are not qualified based upon the results of the field duplicates.

## 8. INTERNAL STANDARDS

The following semivolatile samples have internal standard area counts that are outside the upper limit of primary criteria. Detected compounds are qualified “J”. Non-detected compounds are not qualified.

### E3NQ6

Phenanthrene, Anthracene, Fluoranthene, Pyrene, Benzo(a)anthracene, Chrysene, Benzo(b)fluoranthene, Benzo(k)fluoranthene, Benzo(a)pyrene, Indeno(1,2,3-cd)pyrene, Dibenzo(a,h)anthracene, Benzo(g,h,i)perylene

### E3NQ6MS, E3NQ6MSD, E3NR2, E3NR3, E3NS7

Pyrene, Benzo(a)anthracene, Chrysene, Benzo(b)fluoranthene, Benzo(k)fluoranthene, Benzo(a)pyrene, Indeno(1,2,3-cd)pyrene, Dibenzo(a,h)anthracene, Benzo(g,h,i)perylene



Case Number: 38897  
Site Name: Kinnickinnic River (WI)

SDG Number: E3NQ6  
Laboratory: Mitkem

E3NR2DL, E3NR4DL

Naphthalene, 2-Methylnaphthalene, Acenaphthylene, Acenaphthene, Fluorene,  
Phenanthrene, Anthracene, Fluoranthene

E3NR4, E3NR8

Benzo(b)fluoranthene, Benzo(k)fluoranthene, Benzo(a)pyrene, Indeno(1,2,3-cd)pyrene,  
Dibenzo(a,h)anthracene, Benzo(g,h,i)perylene

The following semivolatile SIM water samples have internal standard area counts that are outside the upper limit of primary criteria. Detected compounds are qualified "J". Non-detected compounds are not qualified.

E3NS5, E3NS5RE

Benzo(b)fluoranthene, Benzo(k)fluoranthene, Benzo(a)pyrene, Indeno(1,2,3-cd)pyrene,  
Dibenzo(a,h)anthracene, Benzo(g,h,i)perylene

## 9. COMPOUND IDENTIFICATION

After reviewing the mass spectra and chromatograms it appears that all SVOA, SVOA-SIM and Aroclor compounds were properly identified.

## 10. COMPOUND QUANTITATION AND REPORTED DETECTION LIMITS

The following semivolatile samples have analyte concentrations below the quantitation limit (CRQL). Detected compounds are qualified "J".

E3NQ6

Naphthalene

E3NQ6DL, E3NS3DL

Acenaphthene, Fluorene, Anthracene, Dibenzo(a,h)anthracene

E3NR1

Phenanthrene, Fluoranthene, Pyrene, Benzo(a)anthracene, Chrysene,  
Benzo(b)fluoranthene, Benzo(k)fluoranthene, Benzo(a)pyrene, Indeno(1,2,3-cd)pyrene,  
Benzo(g,h,i)perylene

E3NR2DL, E3NS7DL

Acenaphthylene, Acenaphthene, Fluorene, Dibenzo(a,h)anthracene

E3NR3, E3NS1, E3NS2

Naphthalene, 2-Methylnaphthalene

E3NR3DL, E3NR4DL, E3NS2DL

Acenaphthylene, Acenaphthene, Fluorene, Anthracene, Dibenzo(a,h)anthracene

Case Number: 38897  
Site Name: Kinnickinnic River (WI)

Page 9 of 13  
SDG Number: E3NQ6  
Laboratory: Mitkem

E3NR5DL

Naphthalene, 2-Methylnaphthalene, Acenaphthylene, Acenaphthene, Fluorene, Anthracene, Dibenzo(a,h)anthracene

E3NR6, E3NS3

2-Methylnaphthalene

E3NR6DL

Acenaphthylene, Acenaphthene, Fluorene, Anthracene, Benzo(k)fluoranthene, Indeno(1,2,3-cd)pyrene, Dibenzo(a,h)anthracene, Benzo(g,h,i)perylene

E3NR7

Phenanthrene, Fluoranthene, Pyrene

E3NR8DL

Naphthalene, Acenaphthene, Fluorene, Anthracene, Dibenzo(a,h)anthracene

E3NR9DL

Naphthalene, Acenaphthene, Fluorene, Anthracene, Dibenzo(a,h)anthracene, Benzo(g,h,i)perylene

E3NS0DL, E3NS1DL

Acenaphthene, Fluorene, Anthracene, Indeno(1,2,3-cd)pyrene, Dibenzo(a,h)anthracene, Benzo(g,h,i)perylene

E3NS4

Fluoranthene, Pyrene, Chrysene

The following aroclor samples have percent differences between analyte results in the range of 26-50%. Detected compounds are qualified "J".

E3NR8

Aroclor-1254

E3NR9

Aroclor-1242, Aroclor-1248

The following aroclor samples have percent differences between analyte results in the range of 51-100%. Detected compounds are qualified "J".

E3NR5, E3NS0

Aroclor-1254

Case Number: 38897  
Site Name: Kinnickinnic River (WI)

Page 10 of 13  
SDG Number: E3NQ6  
Laboratory: Mitkem

E3NR8  
Aroclor-1260

The following aroclor samples have percent differences between analyte results exceeding 50% and the results are below CRQL. Detected compounds are qualified "U". Non-detected compounds are not qualified. Reported sample concentrations have been elevated to the CRQL.

E3NS0  
Aroclor-1248

E3NS1  
Aroclor-1248, Aroclor-1254

### **SYSTEM PERFORMANCE**

GC/MS baseline indicated acceptable performance. The GC baseline for the aroclor analyses was acceptable.

### **11. ADDITIONAL INFORMATION**

The following semivolatile samples have reported concentrations that exceeded the instrument's linear calibration range. These results were flagged "E" by the laboratory and are estimated "J". The results from the diluted samples should be used for result validation.

E3NQ6, E3NR4  
Phenanthrene, Fluoranthene, Pyrene, Benzo(a)anthracene, Chrysene,  
Benzo(b)fluoranthene, Benzo(k)fluoranthene, Benzo(a)pyrene, Indeno(1,2,3-cd)pyrene,  
Benzo(g,h,i)perylene

E3NR2  
Phenanthrene, Anthracene, Fluoranthene, Pyrene, Chrysene, Benzo(b)fluoranthene,  
Benzo(k)fluoranthene, Benzo(a)pyrene, Indeno(1,2,3-cd)pyrene, Benzo(g,h,i)perylene

E3NR3, E3NS1, E3NS3  
Phenanthrene, Fluoranthene, Pyrene, Benzo(a)anthracene, Chrysene,  
Benzo(b)fluoranthene, Benzo(a)pyrene

E3NR5  
Phenanthrene, Fluoranthene, Pyrene, Benzo(a)anthracene, Chrysene,  
Benzo(b)fluoranthene, Benzo(a)pyrene, Indeno(1,2,3-cd)pyrene, Benzo(g,h,i)perylene

E3NR6  
Phenanthrene, Fluoranthene, Pyrene, Chrysene, Benzo(b)fluoranthene

Case Number: 38897  
 Site Name: Kinnickinnic River (WI)

SDG Number: E3NQ6  
 Laboratory: Mitkem

## E3NR8, E3NR9

Phenanthrene, Fluoranthene, Pyrene, Benzo(a)anthracene, Chrysene,  
 Benzo(b)fluoranthene, Benzo(a)pyrene, Indeno(1,2,3-cd)pyrene

## E3NS0

Phenanthrene, Fluoranthene, Pyrene, Benzo(a)anthracene, Chrysene,  
 Benzo(b)fluoranthene, Benzo(k)fluoranthene, Benzo(a)pyrene

## E3NS2

Phenanthrene, Fluoranthene, Pyrene, Benzo(a)anthracene, Chrysene,  
 Benzo(b)fluoranthene

## E3NS7

Phenanthrene, Anthracene, Fluoranthene, Pyrene, Benzo(a)anthracene, Chrysene,  
 Benzo(b)fluoranthene, Benzo(k)fluoranthene, Benzo(a)pyrene, Indeno(1,2,3-cd)pyrene,  
 Benzo(g,h,i)perylene

The following semivolatile samples have reported concentrations that exceeded the instrument's linear calibration range. These results were flagged "E" by the laboratory and are estimated "J". No further diluted analysis was performed since this sample was used for QC purposes only.

## E3NQ6MS

Phenanthrene, Fluoranthene, Pyrene, Benzo(a)anthracene, Chrysene,  
 Benzo(b)fluoranthene, Benzo(a)pyrene, Indeno(1,2,3-cd)pyrene, Benzo(g,h,i)perylene

## E3NQ6MSD

Phenanthrene, Fluoranthene, Pyrene, Benzo(a)anthracene, Chrysene,  
 Benzo(b)fluoranthene, Benzo(k)fluoranthene, Benzo(a)pyrene

The following semivolatile SIM samples have reported concentrations that exceeded the instrument's linear calibration range. These results were flagged "E" by the laboratory and are estimated "J". The following samples were only analyzed once (at a dilution) for SVOA SIM analysis.

## E3NQ6, E3NR3, E3NS1, E3NS2, E3NS3

Acenaphthene, Fluorene, Phenanthrene, Anthracene, Fluoranthene, Pyrene,  
 Benzo(a)anthracene, Chrysene, Benzo(b)fluoranthene, Benzo(k)fluoranthene,  
 Benzo(a)pyrene, Indeno(1,2,3-cd)pyrene, Dibenzo(a,h)anthracene, Benzo(g,h,i)perylene

## E3NR6

Naphthalene, Acenaphthene, Fluorene, Phenanthrene, Anthracene, Fluoranthene, Pyrene,  
 Benzo(a)anthracene, Chrysene, Benzo(b)fluoranthene, Benzo(k)fluoranthene,  
 Benzo(a)pyrene, Indeno(1,2,3-cd)pyrene, Dibenzo(a,h)anthracene, Benzo(g,h,i)perylene

Case Number: 38897  
Site Name: Kinnickinnic River (WI)

SDG Number: E3NQ6  
Laboratory: Mitkem

The following semivolatile SIM samples have reported concentrations that exceeded the instrument's linear calibration range. These results were flagged "E" by the laboratory and are estimated "J". No further diluted analysis was performed since this sample was used for QC purposes only.

E3NQ6MS

Naphthalene, 2-Methylnaphthalene, Acenaphthylene, Acenaphthene, Fluorene, Phenanthrene, Anthracene, Fluoranthene, Pyrene, Benzo(a)anthracene, Chrysene, Benzo(b)fluoranthene, Benzo(k)fluoranthene, Benzo(a)pyrene, Indeno(1,2,3-cd)pyrene, Dibenzo(a,h)anthracene, Benzo(g,h,i)perylene

E3NQ6MSD

2-Methylnaphthalene, Acenaphthene, Fluorene, Phenanthrene, Anthracene, Fluoranthene, Pyrene, Benzo(a)anthracene, Chrysene, Benzo(b)fluoranthene, Benzo(k)fluoranthene, Benzo(a)pyrene, Indeno(1,2,3-cd)pyrene, Dibenzo(a,h)anthracene, Benzo(g,h,i)perylene

The following Aroclor samples have reported concentrations that exceeded the instrument's linear calibration range. These results were flagged "E" by the laboratory and are estimated "J". The results from the diluted samples should be used for result validation.

E3NQ6, E3NR2, E3NS7  
Aroclor-1254, Aroclor-1260

E3NR8  
Aroclor-1242, Aroclor-1248

CADRE Data Qualifier Sheet

<u>Qualifiers</u>	<u>Data Qualifier Definitions</u>
U	The analyte was analyzed for, but was not detected above the reported sample quantitation limit.
J	The analyte was positively identified; the associated numerical value is an approximate concentration of the analyte in the sample.
UJ	The analyte was not detected above the reported sample quantitation limit. However, the reported quantitation limit is approximate and may or may not represent the action limit of quantitation necessary to accurately and precisely measure the analyte in the sample.
N	The analysis indicates the presence of an analyte for which there is presumptive evidence to make a tentative identification.
NJ	The analysis indicates the presence of an analyte for which there is presumptive evidence to make a tentative identification and the associated numerical value represents its approximate concentration.
R	The data are unusable. (The compound may or may not be present.)

UNITED STATES ENVIRONMENTAL PROTECTION AGENCY  
REGION V  
SUPERFUND DIVISION

DATE:

SUBJECT: Review of Data  
Received for Review on: September 10, 2009

FROM: Stephen L. Ostrodka, Chief (SRT-5J)  
Superfund Field Services Section

TO: Data User: GLNPO / CH2M Hill

We have reviewed the data for the following case:

SITE Name: Kinnickinnic River (WI)

Case Number: 38897 MRN: 1760.0 SDG Number: E3NB0

Number and Type of Samples: 20 Soil Samples (SV, SV-SIM, Aroclor)

Sample Numbers: E3NB0-9 and E3NC0-9

Laboratory: Mitkem Laboratories Hrs for Review: 44 hr

Following are our findings:

CC: Howard Pham  
Region 5 TPO  
Mail Code: SRT-5J

Case Number: 38897  
Site Name: Kinnickinnic River (WI)

Page 2 of 11  
SDG Number: E3NB0  
Laboratory: Mitkem Laboratories

**Below is a summary of the out-of-control audits and the possible effects on the data for this case:**

Twenty (20) soil samples labeled E3NB0 through E3NB9, and E3NC0 through E3NC9, were shipped to Mitkem Laboratories located in Warwick, RI. Eighteen (18) samples; E3NB0 through E3NB9, and E3NC0 through E3NC7 were collected on 08/18/2009 and received on 08/20/2009 intact and at 12°C. Two (2) samples E3NC8 and E3NC9 were collected on 08/19/2009 and received on 08/20/2009 intact and at 9°C. All samples were analyzed for the Semivolatile and Aroclor compounds. Only six (6) samples; E3NB4, E3NC1 and E3NC6 through E3NC9, were analyzed for the Semivolatile SIM compounds.

All samples were analyzed according to CLP SOW SOM01.2 and MRN 1760.0, and reviewed according to the NFG for SOM01.2 and the SOP for ESAT 5/TechLaw Validation of Contract Laboratory Program Organic Data (Version 2.3).

Sample E3NB7 was designated by the samplers to be used for laboratory QC, i.e. MS/MSD analyses. Laboratory substituted sample E3NB4 for the semivolatile-SIM MS/MSD because the designated sample was not analyzed for the SIM level compounds.

Samples E3NB7 and E3NB8 were identified as field duplicates.



**1. HOLDING TIME**

No problems were found.

**2. GC/MS TUNING AND GC INSTRUMENT PERFORMANCE**

No problems were found.

**3. CALIBRATION**

The following semivolatile SIM samples are associated with an initial calibration percent relative standard deviation (%RSD) outside criteria. Detected compounds are qualified "J". Non-detected compounds are not qualified.

E3NB4, E3NC1, E3NC6, E3NC7, E3NC8, E3NC9, SBLK4D  
Chrysene, Benzo(k)fluoranthene

The following semivolatile SIM samples are associated with an opening CCV percent difference (%D) outside criteria. Detected compounds are qualified "J". Non-detected compounds are qualified "UJ".

E3NB4, E3NC1, E3NC7, SBLK4D  
Phenanthrene, Benzo(b)fluoranthene

E3NC6, E3NC8, E3NC9  
Benzo(b)fluoranthene

**4. BLANKS**

No problems were found.

**5. DEUTERATED MONITORING COMPOUND AND SURROGATE RECOVERY**

The following semivolatile SIM samples have deuterated monitoring compound recovery below the lower limit of the criteria window. Detected compounds are qualified "J". Non-detected compounds are qualified "UJ".

E3NB4MS, E3NB4MSD  
Fluoranthene, Pyrene, Benzo(a)anthracene, Chrysene, Benzo(b)fluoranthene,  
Benzo(k)fluoranthene, Benzo(a)pyrene, Indeno(1,2,3-cd)pyrene, Dibenzo(a,h)anthracene,  
Benzo(g,h,i)perylene

Case Number: 38897  
Site Name: Kinnickinnic River (WI)

SDG Number: E3NB0  
Laboratory: Mitkem Laboratories

The following Aroclor samples have surrogate recoveries that are greater than 150%. The values from the second column are within limits and will be reported. Detected compounds and non-detected compounds are not qualified.

E3NB0, E3NB2, E3NB5, E3NB7, E3NB7MS, E3NB7MSD, E3NB8, E3NB9, E3NC0,  
E3NC2, E3NC3, E3NC4

The following diluted aroclor samples with dilution factors greater than or equal to 5 and have surrogate percent recoveries which exceed 150%. Second column results are within QC limits. Detected compounds and non-detected compounds are not qualified.

E3NB5DL, E3NB6DL, E3NB8DL

#### **6A. MATRIX SPIKE/MATRIX SPIKE DUPLICATE**

Sample E3NB7 was designated by the samplers to be used for laboratory QC, i.e. matrix spike/matrix spike duplicate analyses. Laboratory substituted sample E3NB4 for the SIM-semivolatile MS/MSD because the designated sample was not analyzed for the SIM level compounds.

The relative percent difference (RPD) between the following semivolatile matrix spike and matrix spike duplicate recoveries is outside criteria. Detected compounds in the unspiked samples (E3NB7 and E3NB7DL) are qualified "J".

E3NB7MS, E3NB7MSD  
Pyrene

The following semivolatile matrix spike/matrix spike duplicate samples have percent recoveries that are less than the expanded lower acceptance limit. Detected compounds in the unspiked samples (E3NB7 and E3NB7DL) are qualified "J".

E3NB7MS, E3NB7MSD  
Pyrene

The following semivolatile SIM matrix spike/matrix spike duplicate samples have percent recoveries that are less than the expanded lower acceptance limit. Detected compounds in the unspiked sample, E3NB4, are qualified "J".

E3NB4MS, E3NB4MSD  
Pyrene

The aroclor Form III – MS/MSD Summary was re-calculated using the lowest obtained value for each compound. The RPDs were re-calculated using these values.

	MS % Rec.	MSD % Rec.	RPDs	RPD QC	REC. QC
Aroclor-1016	132	157*	17*	0-15	29 - 135
Aroclor-1260	234*	327*	33*	0-20	29 - 135

The relative percent difference (RPD) between the following aroclor matrix spike and matrix spike duplicate recoveries is outside criteria. Aroclors were not detected in the unspiked sample E3NB7 and are qualified "UJ".

E3NB7MS, E3NB7MSD  
 Aroclor-1016, Aroclor-1260

The following aroclor matrix spike/matrix spike duplicate samples have percent recoveries greater than the upper acceptance criteria on both columns. Aroclor 1016 and Aroclor 1260 were not detected in the unspiked sample E3NB7. The non-Detected aroclors in the unspiked sample are not qualified for this criteria. Ultimately, the non-detected compounds in the unspiked sample are qualified "UJ" because of MS/MSD RPD criteria.

E3NB7MS  
 Aroclor-1260

E3NB7MSD  
 Aroclor-1016, Aroclor-1260

**6B. LABORATORY CONTROL SAMPLE**

No problems were found.

**7. FIELD BLANK AND FIELD DUPLICATE**

Sample EN3B7 and was identified as a field duplicate of sample EN3B8. Results are summarized in the following table:

Semivolatile analytes	E3NB7 μg/Kg	E3NB8 μg/Kg	%RPD
Naphthalene	350	490	33
2-Methylnaphthalene	460	980	72
Acenaphthylene	460	650	34
Acenaphthene	1200	1900	45
Fluorene	2000	3000	40
Phenanthrene	9900	11000	10
Anthracene	2900	4100	34

Case Number: 38897

SDG Number: E3NB0

Site Name: Kinnickinnic River (WI)

Laboratory: Mitkem Laboratories

Fluoranthene	12000	13000	8
Pyrene	9400	11000	16
Benzo(a)anthracene	5900	9400	46
Chrysene	8400	6500	26
Benzo(b)fluoranthene	6700	9400	34
Benzo(k)fluoranthene	3700	5200	34
Benzo(a)pyrene	6400	9300	37
Indeno(1,2,3-cd)pyrene	4700	7000	39
Dibenzo(a,h)anthracene	2100	2900	32
Benzo(g,h,i)perylene	4600	6500	34

Semivolatile analytes	3NB7DL μg/Kg DF=10	E3NB8DL μg/Kg DF=20	%RPD
Acenaphthene	1200	2200	59
Fluorene	2100	3900	60
Phenanthrene	17000	32000	61
Anthracene	3000	6100	68
Fluoranthene	27000	51000	62
Pyrene	19000	33000	54
Benzo(a)anthracene	7700	14000	58
Chrysene	12000	20000	50
Benzo(b)fluoranthene	13000	21000	47
Benzo(k)fluoranthene	4600	9100	66
Benzo(a)pyrene	8000	13000	48
Indeno(1,2,3-cd)pyrene	5300	9100	53
Dibenzo(a,h)anthracene	1600	3000	61
Benzo(g,h,i)perylene	5200	9100	54

Results are not qualified based upon the results of the field duplicates.

## 8. INTERNAL STANDARDS

The following semivolatile samples have internal standard area counts that are outside the upper limit of primary criteria. Detected compounds are qualified "J". Non-detected compounds are not qualified.

E3NB8

Acenaphthylene, Acenaphthene, Fluorene, Benzo(b)fluoranthene, Benzo(k)fluoranthene, Benzo(a)pyrene, Indeno(1,2,3-cd)pyrene, Dibenzo(a,h)anthracene, Benzo(g,h,i)perylene

Reviewed by: Matthew Kobus / Techlaw-ESAT

Date: 01/12/2010

Case Number: 38897  
Site Name: Kinnickinnic River (WI)

Page 7 of 11  
SDG Number: E3NB0  
Laboratory: Mitkem Laboratories

E3NB9  
Benzo(b)fluoranthene, Benzo(k)fluoranthene, Benzo(a)pyrene, Indeno(1,2,3-cd)pyrene,  
Dibenzo(a,h)anthracene, Benzo(g,h,i)perylene

E3NC0, E3NC3  
Pyrene, Benzo(a)anthracene, Chrysene

E3NC2  
Pyrene, Benzo(a)anthracene, Chrysene, Benzo(b)fluoranthene, Benzo(k)fluoranthene,  
Benzo(a)pyrene, Indeno(1,2,3-cd)pyrene, Dibenzo(a,h)anthracene, Benzo(g,h,i)perylene

The following semivolatile SIM samples have internal standard area counts that are outside the lower limit of primary criteria. Detected and non-detected compounds are not qualified because no SIM compound is quantitated on this internal standard (1,4-Dichlorobenzene-d4).

E3NB4MSD

## 9. COMPOUND IDENTIFICATION

After reviewing the mass spectra and chromatograms it appears that all SV, SIM-SV, and aroclor compounds were properly identified.

## 10. COMPOUND QUANTITATION AND REPORTED DETECTION LIMITS

The following semivolatile samples have analyte concentrations below the quantitation limit (CRQL). Detected compounds are qualified "J".

E3NB0DL, E3NB1DL, E3NB9DL, E3NC0DL  
Acenaphthene, Fluorene, Anthracene, Dibenzo(a,h)anthracene

E3NB2DL, E3NC3DL  
Naphthalene, Acenaphthene, Fluorene, Dibenzo(a,h)anthracene

E3NB3  
Acenaphthylene

E3NB3DL  
Naphthalene, 2-Methylnaphthalene, Acenaphthylene, Acenaphthene, Fluorene,  
Dibenzo(a,h)anthracene

E3NB5DL  
2-Methylnaphthalene Acenaphthylene, Acenaphthene, Dibenzo(a,h)anthracene

E3NB6DL, E3NB7DL, E3NB8DL  
Acenaphthene, Fluorene, Dibenzo(a,h)anthracene

Case Number: 38897  
Site Name: Kinnickinnic River (WI)

SDG Number: E3NB0  
Laboratory: Mitkem Laboratories

E3NB7MS, E3NB7MSD  
Naphthalene

E3NC2DL  
Naphthalene, 2-Methylnaphthalene, Acenaphthylene, Acenaphthene,  
Dibenzo(a,h)anthracene

E3NC4DL  
Naphthalene, Acenaphthene, Fluorene, Anthracene, Dibenzo(a,h)anthracene

E3NC5DL  
Naphthalene, 2-Methylnaphthalene, Acenaphthene, Fluorene, Dibenzo(a,h)anthracene

E3NC6  
Naphthalene, 2-Methylnaphthalene, Acenaphthylene

E3NC6DL  
Naphthalene, 2-Methylnaphthalene, Acenaphthylene, Acenaphthene, Fluorene  
Dibenzo(a,h)anthracene

E3NC8  
2-Methylnaphthene, Acenaphthylene

E3NC8DL  
Naphthalene, 2-Methylnaphthalene, Acenaphthylene, Acenaphthene, Fluorene,  
Dibenzo(a,h)anthracene

E3NC9  
2-Methylnaphthalene, Acenaphthylene, Acenaphthene, Fluorene, Dibenzo(a,h)anthracene

The following aroclor samples have analyte concentrations below the quantitation limit (CRQL).  
Detected compounds are qualified "J".

E3NB3, E3NC9  
Aroclor 1254

The following aroclor samples have percent differences between analytes results above 25%.  
Detected compounds are qualified "J".

E3NB0, E3NB1  
Aroclor-1248

E3NB2, E3NC2  
Aroclor-1248, Aroclor-1254

Case Number: 38897  
Site Name: Kinnickinnic River (WI)

Page 9 of 11  
SDG Number: E3NB0  
Laboratory: Mitkem Laboratories

E3BN3, E3NC0  
Aroclor-1254

E3NB6, E3NB6DL, E3NC8  
Aroclor-1260

## 11. SYSTEM PERFORMANCE

GC/MS baseline indicated acceptable performance. The GC baseline for the aroclor analyses were acceptable.

## 12. ADDITIONAL INFORMATION

The following initial semivolatiles analyses have compound concentrations which exceed the instruments calibration range. The result was flagged "E" by the laboratory and are qualified "J". The results from the most diluted (sample ID with the suffix "DL") semivolatiles analyses should be considered the final concentrations for the affected compounds.

E3NB0, E3NB2, E3NB3  
Phenanthrene, Fluoranthene, Pyrene, Benzo(a)anthracene, Chrysene,  
Benzo(b)fluoranthene, Benzo(k)fluoranthene, Benzo(a)pyrene, Indeno(1,2,3-cd)pyrene

E3NB1, E3NC2, E3NC3, E3NC4  
Phenanthrene, Fluoranthene, Pyrene, Benzo(a)anthracene, Chrysene,  
Benzo(b)fluoranthene, Benzo(k)fluoranthene, Benzo(a)pyrene

E3NB5, E3NB6, E3NB8, E3NB9  
Phenanthrene, Fluoranthene, Pyrene, Benzo(a)anthracene, Chrysene,  
Benzo(b)fluoranthene, Benzo(k)fluoranthene, Benzo(a)pyrene, Indeno(1,2,3-cd)pyrene,  
Benzo(g,h,i)perylene

E3NB7  
Phenanthrene, Fluoranthene, Pyrene, Benzo(a)anthracene, Chrysene,  
Benzo(b)fluoranthene, Benzo(a)pyrene, Indeno(1,2,3-cd)pyrene, Benzo(g,h,i)perylene

E3NC0, E3NC5  
Phenanthrene, Fluoranthene, Pyrene, Benzo(a)anthracene, Chrysene,  
Benzo(b)fluoranthene, Benzo(a)pyrene

E3NC6  
Fluoranthene

E3NC8  
Fluoranthene, Pyrene

Case Number: 38897  
Site Name: Kinnickinnic River (WI)

SDG Number: E3NB0  
Laboratory: Mitkem Laboratories

The following semivolatile samples have compound concentrations which exceed the instruments calibration range. The detected results are qualified "J". No dilution was required because these are laboratory QC samples.

E3NB7MS, E3NB7MSD

Phenanthrene, Fluoranthene, Pyrene, Benzo(a)anthracene, Chrysene,  
Benzo(b)fluoranthene, Benzo(k)fluoranthene, Benzo(a)pyrene, Indeno(1,2,3-cd)pyrene,  
Benzo(g,h,i)perylene

The following initial semivolatile-SIM analyses have compound concentrations which exceed the instruments calibration range. The result was flagged "E" by the laboratory and are qualified "J".

E3NC8

Acenaphthene, Fluorene, Phenanthrene, Anthracene, Fluoranthene, Pyrene,  
Benzo(a)anthracene, Chrysene, Benzo(b)fluoranthene, Benzo(k)fluoranthene,  
Benzo(a)pyrene, Indeno(1,2,3-cd)pyrene, Dibenzo(a,h)anthracene, Benzo(g,h,i)perylene

E3NC9

Phenanthrene, Fluoranthene, Pyrene, Benzo(a)anthracene, Chrysene,  
Benzo(b)fluoranthene, Benzo(k)fluoranthene, Benzo(a)pyrene, Indeno(1,2,3-cd)pyrene,  
Benzo(g,h,i)perylene

The following initial Aroclor analyses have compound concentrations which exceed the instruments calibration range. The result was flagged "E" by the laboratory and are qualified "J".

E3NB5, E3NB6, E3NB8, E3NC8  
Aroclor-1254, Aroclor-1260

E3NB7  
Aroclor-1254

The following aroclor samples have compound concentrations which exceed the instruments calibration range. The detected results are qualified "J". No dilution was required because these are laboratory QC samples.

E3NB7MS, E3NB7MSD  
Aroclor-1254



CADRE Data Qualifier Sheet

<u>Qualifiers</u>	<u>Data Qualifier Definitions</u>
U	The analyte was analyzed for, but was not detected above the reported sample quantitation limit.
J	The analyte was positively identified; the associated numerical value is an approximate concentration of the analyte in the sample.
UJ	The analyte was not detected above the reported sample quantitation limit. However, the reported quantitation limit is approximate and may or may not represent the action limit of quantitation necessary to accurately and precisely measure the analyte in the sample.
N	The analysis indicates the presence of an analyte for which there is presumptive evidence to make a tentative identification.
NJ	The analysis indicates the presence of an analyte for which there is presumptive evidence to make a tentative identification and the associated numerical value represents its approximate concentration.
R	The data are unusable. (The compound may or may not be present.)

UNITED STATES ENVIRONMENTAL PROTECTION AGENCY  
REGION V  
SUPERFUND DIVISION

DATE:

SUBJECT: Review of Data  
Received for Review on: September 11, 2009

FROM: Stephen L. Ostrodka, Chief (SRT-5J)  
Superfund Field Services Section

TO: Data User: GLNPO

We have reviewed the data for the following case:

SITE Name Kinnickinnic River (WI)

Case Number: 38897 MRN: 1760.0 SDG Number: E3NDO

Number and Type of Samples: Twenty (20) Soil Samples (SV, SV-SIM, Aroclor)

Sample Numbers: E3ND0 to E3ND9 and E3NE0 to E3NE9

Laboratory: Mitkem Laboratories Hrs for Review:     hrs

Following are our findings:

CC: Howard Pham  
Region 5 TPO  
Mail Code: SRT-5J

Case Number: 38897  
Site Name: Kinnickinnic River (WI)

Page 2 of 16  
SDG Number: E3ND0  
Laboratory: Mitkem Laboratories

**Below is a summary of the out-of-control audits and the possible effects on the data for this case:**

Twenty (20) soil samples labeled E3ND0 through E3ND9, and E3NE0 through E3NE9, were shipped to Mitkem Laboratories located in Warwick, RI. Seventeen (17) samples; E3ND0 through E3ND9, and E3NE0 through E3NE6, were collected on 8/19/2009 and received 8/20/09. Three samples E3NE7 through E3NE9 were sampled on 8/20/09 and received on 8/21/09. Samples E3ND0 through E3ND9 and E3NE0 through E3NE6, arrived at the facility at 9 °C. Samples E3NE7 through E3NE9 arrived at the facility at 9 °C. All samples were analyzed for the Semivolatile and Aroclor compounds. Only thirteen (13) samples; E3ND0 through E3ND9, E3NE0, E3NE5 and E3NE6, were analyzed for the Semivolatile SIM compounds.

All samples were analyzed according to CLP SOW SOM01.2 and Modification Reference Number 1760.0. Reviewed according to the NFG for SOM01.2 and the SOP for ESAT 5/TechLaw Validation of Contract Laboratory Program Organic Data (Version 2.4).

Sample E3ND5 was designated by the samplers to be used for laboratory QC, i.e. MS/MSD analyses.

Samples E3ND1 and E3ND2 as well as samples E3NE3 and E3NE4 were identified as field duplicates.

### 1. HOLDING TIME

No problems were found.

### 2. GC/MS TUNING AND GC INSTRUMENT PERFORMANCE

No problems were found.

### 3. CALIBRATION

The following Semivolatile SIM samples are associated with an initial calibration percent relative standard deviation (%RSD) outside criteria. Detected compounds are qualified "J". Non-detected compounds are not qualified.

E3ND0, E3ND1, E3ND2, E3ND3, E3ND4, E3ND5, E3ND5MS, E3ND5MSD, E3ND6,  
E3ND7, E3ND8, E3ND9, E3NE0, E3NE5, E3NE6, SBLK4M  
Chrysene, Benzo(k)fluoranthene

The following Semivolatile SIM samples are associated with an opening CCV percent difference (%D) outside criteria. Detected compounds are qualified "J". Non-detected compounds are qualified "UJ".

E3NDO, E3ND1, E3ND2, E3ND3, E3ND4, E3ND5, E3ND5MS, E3ND5MSD, E3ND6,  
E3ND7, E3ND8, E3ND9, E3NE0, E3NE5, E3NE6  
Fluoranthene, Benzo(k)fluoranthene

E3NDODL, E3ND1DL, E3ND2DL, E3ND3DL, E3ND5DL, E3ND6DL, E3ND7DL,  
E3ND8DL, E3NE5DL, E3NE6DL, SBLK5D  
Benzo(a)anthracene

SBLK4M  
Pyrene

The following semivolatile SIM samples are associated with a continuing calibration in which a surrogate/DMC exceeded percent difference (%D) criteria. Detected and non-detected compounds are not qualified.

E3NDO, E3ND1, E3ND2, E3ND3, E3ND4, E3ND5, E3ND5MS, E3ND5MSD, E3ND6,  
E3ND7, E3ND8, E3ND9, E3NE0, E3NE5, E3NE6  
Fluoranthene-d10

SBLK5D  
2-Methylnaphthalene-d10

#### 4. BLANKS

No problems were found.

#### 5. DEUTERATED MONITORING COMPOUND AND SURROGATE RECOVERY

The following semivolatile samples have deuterated monitoring compound recovery above the upper limit of the criteria window. Detected compounds are qualified "J". Non-detected compounds are not qualified.

E3ND6DL

Naphthalene, 2-Methylnaphthalene, Acenaphthylene, Acenaphthene

The following diluted semivolatile samples with dilution factors greater than 5 have deuterated monitoring compound recovery above the upper limit of the criteria window. Detected and non-detected compounds are not qualified.

E3NE7DL

Phenanthrene, Anthracene

The following diluted Semivolatile SIM samples with dilution factors less than or equal to 5 have deuterated monitoring compound percent recoveries below the lower limit of the criteria window. Detected compounds are qualified "J". Non-detected compounds are qualified "UJ". Included is copy of RIC for data file. It appears to have a peak at the correct retention time of the missing deuterated monitoring compound.

E3NE6DL

Fluoranthene, Pyrene, Benzo(a)anthracene, Chrysene, Benzo(b)fluoranthene, Benzo(k)fluoranthene, Benzo(a)pyrene, Indeno(1,2,3-cd)pyrene, Dibenzo(a,h)anthracene, Benzo(g,h,i)perylene

The following diluted Semivolatile SIM samples with dilution factors greater than or equal to 5 have all deuterated monitoring compound percent recoveries less than the expanded limit. Detected and non-detected compounds are not qualified.

E3ND0DL, E3ND1DL, E3ND2DL, E3ND3DL, E3ND5DL, E3ND6DL, E3ND7DL, E3ND8DL, E3NE0, E3NE5DL

The following aroclor samples have surrogate percent recovery greater than the upper acceptance criteria on only 1 GC column. Detected and non-detected compounds are not qualified as the lower of the 2 possible values (i.e. the reported value) is within the acceptance range.

E3NE0, E3NE0DL, E3NE1, E3NE1DL, E3NE2, E3NE2DL, E3NE3, E3NE7, E3NE7DL, E3NE8, E3NE8DL, E3NE9, E3NE9DL

#### 6A. MATRIX SPIKE/MATRIX SPIKE DUPLICATE

Sample E3ND5 was designated by the samplers to be used for laboratory QC, i.e. matrix spike / matrix spike duplicate analyses.

The relative percent difference (RPD) between the following semivolatile matrix spike and matrix spike duplicate recoveries is outside criteria. Detected compounds in the unspiked sample (E3ND5) are qualified "J". Nondetected compounds in the unspiked sample are qualified "UJ".

E3ND5MS, E3ND5MSD  
Pyrene

The following semivolatile matrix spike/matrix spike duplicate samples have percent recovery greater than or equal to the expanded lower acceptance limit but less than the primary lower acceptance limit. Detected compounds in the unspiked sample are qualified "J". Non-detected compounds in the unspiked sample are qualified "UJ".

E3ND5MS  
Pyrene

The relative percent difference (RPD) between the following Semivolatile SIM matrix spike and matrix spike duplicate recoveries is outside criteria. Detected compounds in the unspiked sample (E3ND5) are qualified "J". Nondetected compounds in the unspiked sample are qualified "UJ".

E3ND5MS, E3ND5MSD  
Acenaphthene

The following semivolatile-SIM matrix spike/matrix spike duplicate samples have percent recoveries greater than the upper acceptance criteria. Detected compounds in the unspiked sample are qualified "J". Non-detected compounds in the unspiked sample are not qualified.

E3ND5MSD  
Acenaphthene

The following semivolatile matrix spike/matrix spike duplicate samples have percent recoveries that are less than the expanded lower acceptance limit. Detected compounds in the unspiked sample are qualified "J". Non-detected compounds in the unspiked sample are qualified "R".

E3ND5MS, E3ND5MSD  
Pyrene

The following aroclor matrix spike/matrix spike duplicate samples have percent recoveries greater than the upper acceptance criteria on only 1 GC column. Detected Aroclor compounds in

Case Number: 38897  
 Site Name: Kinnickinnic River (WI)

SDG Number: E3ND0  
 Laboratory: Mitkem Laboratories

the unspiked samples are not qualified as the lower of the two possible values is within the acceptance range.

E3ND5MS, E3ND5MSD  
 Aroclor-1016

## 6B. LABORATORY CONTROL SAMPLE

No problems were found.

## 7. FIELD BLANK AND FIELD DUPLICATE

Two sets of samples; E3ND1/E3ND2 and E3NE3/E3NE4 were identified as Field Duplicates. The Field duplicates E3NE3 and E3NE4 were not analyzed for SIM PAH and therefore cannot be evaluated. The remaining of the results are summarized in the following tables:

Semivolatile analytes	E3ND1 μg/Kg	E3ND2 μg/Kg	%RPDs
Naphthalene	82	100	19.8
2-Methylnaphthalene	ND	58	200.0
Acenaphthene	73	110	40.4
Fluorene	98	120	20.2
Phenanthrene	510	710	32.8
Anthracene	110	160	37.0
Fluoranthene	710	1000	33.9
Pyrene	560	800	35.3
Benzo(a)anthracene	260	370	34.9
Chrysene	280	420	40.0
Benzo(b)fluoranthene	300	440	37.8
Benzo(k)fluoranthene	110	150	30.8
Benzo(a)pyrene	230	340	38.6
Indeno(1,2,3-cd)pyrene	140	200	35.3
Benzo(g,h,i)perylene	150	210	33.3

Results are not qualified based upon the results of the field duplicates.

Semivolatile analytes	E3NE3 μg/Kg	E3NE4 μg/Kg	%RPDs
Naphthalene	710	720	1.4
2-Methylnaphthalene	350	380	8.2
Acenaphthylene	630	660	4.7

Case Number: 38897

SDG Number: E3ND0

Site Name: Kinnickinnic River (WI)

Laboratory: Mitkem Laboratories

Acenaphthene	740	720	2.7
Fluorene	1200	1200	0.0
Phenanthrene	8400	7800	7.4
Anthracene	1900	1900	0.0
Fluoranthene	16000	15000	6.5
Pyrene	11000	11000	0.0
Benzo(a)anthracene	6600	7100	7.3
Chrysene	9400	8600	8.9
Benzo(b)fluoranthene	7200	6500	10.2
Benzo(k)fluoranthene	4900	4400	10.8
Benzo(a)pyrene	5900	5400	8.8
Indeno(1,2,3-cd)pyrene	4600	4400	4.4
Dibenzo(a,h)anthracene	1900	1900	0.0
Benzo(g,h,i)perylene	4700	4500	4.3

Results are not qualified based upon the results of the field duplicates.

Semivolatile analytes	E3NE3DL µg/Kg DF=8	E3NE4DL µg/Kg DF=8	%RPDs
Naphthalene	580	760	26.9
Acenaphthylene	530	610	14.0
Acenaphthene	710	700	1.4
Fluorene	1100	1200	8.7
Phenanthrene	9700	9900	2.0
Anthracene	1900	2000	5.1
Fluoranthene	22000	23000	4.4
Pyrene	13000	14000	7.4
Benzo(a)anthracene	6300	6600	4.7
Chrysene	9800	11000	11.5
Benzo(b)fluoranthene	10000	10000	0.0
Benzo(k)fluoranthene	3900	4800	20.7
Benzo(a)pyrene	6500	6800	4.5
Indeno(1,2,3-cd)pyrene	4500	4700	4.3
Dibenzo(a,h)anthracene	1400	1500	6.9
Benzo(g,h,i)perylene	4400	4800	8.7

Results are not qualified based upon the results of the field duplicates.



Semivolatile analytes SIM	E3ND1 µg/Kg	E3ND2 µg/Kg	%RPDs
Naphthalene	82	99	18.8
2-Methylnaphthalene	53	69	26.2
Acenaphthylene	11	13	16.7
Acenaphthene	50	72	36.1
Fluorene	51	64	22.6
Phenanthrene	340	410	18.7
Anthracene	56	77	31.6
Fluoranthene	310	380	20.3
Pyrene	440	220	66.7
Benzo(a)anthracene	240	99	83.2
Chrysene	200	90	75.9
Benzo(b)fluoranthene	200	210	4.9
Benzo(k)fluoranthene	62	99	46.0
Benzo(a)pyrene	120	150	22.2
Indeno(1,2,3-cd)pyrene	47	57	19.2
Dibenzo(a,h)anthracene	21	29	32.0
Benzo(g,h,i)perylene	45	58	25.2

Results are not qualified based upon the results of the field duplicates.

Semivolatile analytes SIM	E3ND1DL µg/Kg DF=8	E3ND2DL µg/Kg DF=8	%RPDs
Naphthalene	82	120	37.6
2-Methylnaphthalene	ND	66	200.0
Acenaphthene	65	120	59.5
Fluorene	94	130	32.1
Phenanthrene	540	880	47.9
Anthracene	94	170	57.6
Fluoranthene	640	1100	52.9
Pyrene	670	1100	48.6
Benzo(a)anthracene	290	510	55.0
Chrysene	270	420	43.5
Benzo(b)fluoranthene	430	680	45.0
Benzo(k)fluoranthene	97	220	77.6
Benzo(a)pyrene	240	450	60.9
Indeno(1,2,3-cd)pyrene	150	270	57.1

Case Number: 38897  
 Site Name: Kinnickinnic River (WI)

SDG Number: E3ND0  
 Laboratory: Mitkem Laboratories

Dibenzo(a,h)anthracene	51	91	56.3
Benzo(g,h,i)perylene	160	270	51.2

Results are not qualified based upon the results of the field duplicates.

Analytes	E3NE3 μg/Kg	E3NE4 μg/Kg	RPD
Aroclor-1254	320	98	106.2
Aroclor-1260	170	79	73.1

Results are not qualified based upon the results of the field duplicates.

## 8. INTERNAL STANDARDS

The following semivolatile samples have internal standard area counts that are outside the upper limit of primary criteria. Detected compounds are qualified "J". Non-detected compounds are not qualified.

E3NE0, E3NE1, E3NE4, E3NE7  
 Benzo(b)fluoranthene, Benzo(k)fluoranthene, Benzo(a)pyrene, Indeno(1,2,3-cd)pyrene,  
 Dibenzo(a,h)anthracene, Benzo(g,h,i)perylene

The following Semivolatile SIM samples have internal standard area counts that are less than the lower limit of the primary criteria but greater than 20% of the 12-hr Std area count. Detected compounds are qualified "J". Non-detected compounds are qualified "UJ".

E3ND5  
 Naphthalene, 2-Methylnaphthalene, Pyrene, Benzo(a)anthracene, Chrysene,

E3ND0, N3ND6  
 Pyrene, Benzo(a)anthracene, Chrysene

The following semivolatile SIM sample has an internal standard area counts that are outside the upper limit of primary criteria. Detected compounds are qualified "J".

E3ND5  
 Benzo(b)fluoranthene, Benzo(k)fluoranthene, Benzo(a)pyrene, Indeno(1,2,3-cd)pyrene,  
 Dibenzo(a,h)anthracene, Benzo(g,h,i)perylene

## 9. COMPOUND IDENTIFICATION

After reviewing the mass spectra and chromatograms it appears that all SV, SV-SIM and Aroclor compounds were properly identified; with the following possible exception. Semivolatile-SIM sample E3NE6DL is missing deuterated monitoring compound Fluoranthene-d10. RIC appears to have unknown peak at correct RT.

## 10. COMPOUND QUANTITATION AND REPORTED DETECTION LIMITS

The following semivolatile samples have analyte concentrations below the quantitation limit (CRQL). Detected compounds are qualified "J".

### E3ND0

2-Methylnaphthalene, Acenaphthylene, Acenaphthene, Fluorene, Anthracene, Benzo(k)fluoranthene, Indeno(1,2,3-cd)pyrene, Dibenzo(a,h)anthracene

### E3ND1

Naphthalene, Acenaphthene, Fluorene, Anthracene, Benzo(a)anthracene, Chrysene, Benzo(k)fluoranthene, Benzo(a)pyrene, Indeno(1,2,3-cd)pyrene, Benzo(g,h,i)perylene

### E3ND2

Naphthalene, 2-Methylnaphthalene, Acenaphthene, Fluorene, Anthracene, Benzo(k)fluoranthene, Indeno(1,2,3-cd)pyrene, Benzo(g,h,i)perylene

### E3ND3

Anthracene, Benzo(a)anthracene, Chrysene, Benzo(b)fluoranthene, Benzo(k)fluoranthene, Benzo(a)pyrene, Indeno(1,2,3-cd)pyrene, Benzo(g,h,i)perylene

### E3ND5

Naphthalene, 2-Methylnaphthalene, Acenaphthene, Fluorene, Dibenzo(a,h)anthracene

### E3ND5MS

Naphthalene, 2-Methylnaphthalene, Fluorene, Dibenzo(a,h)anthracene

### E3ND5MSD

Naphthalene, 2-Methylnaphthalene, Fluorene

### E3ND6

Naphthalene, 2-Methylnaphthalene, Acenaphthene

### E3ND6DL, E3ND7, E3NE9DL

Naphthalene, 2-Methylnaphthalene, Acenaphthylene, Acenaphthene, Fluorene, Dibenzo(a,h)anthracene

### E3ND8

Naphthalene, 2-Methylnaphthalene, Acenaphthylene, Acenaphthene, Fluorene, Anthracene, Benzo(k)fluoranthene, Dibenzo(a,h)anthracene

### E3NE0

Naphthalene, 2-Methylnaphthalene

Case Number: 38897  
Site Name: Kinnickinnic River (WI)

SDG Number: E3ND0  
Laboratory: Mitkem Laboratories

E3NE0DL, E3NE1DL, E3NE2DL, E3NE7DL, E3NE8DL  
Acenaphthylene, Acenaphthene, Fluorene, Dibenzo(a,h)anthracene

E3NE3DL, E3NE4DL  
Naphthalene, Acenaphthylene, Acenaphthene, Fluorene, Anthracene,  
Dibenzo(a,h)anthracene

E3NE5  
Naphthalene, Acenaphthylene, Acenaphthene, Fluorene, Anthracene,  
Benzo(k)fluoranthene, Indeno(1,2,3-cd)pyrene, Dibenzo(a,h)anthracene,  
Benzo(g,h,i)perylene

E3NE6  
Phenanthrene, Fluoranthene, Pyrene, Benzo(a)anthracene, Chrysene,  
Benzo(b)fluoranthene, Benzo(k)fluoranthene, Benzo(a)pyrene

The following SIMsemivolatiles have analyte concentrations below the quantitation limit (CRQL). Detected compounds are qualified "J"

E3ND9  
Benzo(k)fluoranthene

The following aroclor samples have analyte concentrations below the quantitation limit (CRQL). Detected compounds are qualified "J".

E3ND0, E3ND3  
Aroclor-1248

E3ND6  
Aroclor-1254

E3NE9DL  
Aroclor-1260

The following aroclor samples have percent differences between analyte results exceeding 25%. And the concentrations are greater than 1/4 the CRQL. Detected compounds are qualified "J".

E3ND0, E3ND3, E3ND5  
Aroclor-1248

E3ND5MS  
Aroclor-1260

E3ND5MSD  
Aroclor-1016, Aroclor-1248, Aroclor-1254, Aroclor-1260

Case Number: 38897  
Site Name: Kinnickinnic River (WI)

Page 12 of 16  
SDG Number: E3ND0  
Laboratory: Mitkem Laboratories

E3ND6, E3NE1DL  
Aroclor-1248, Aroclor-1254

E3NE0, E3NE3, E3NE4, E3NE9, E3NE9DL  
Aroclor-1254, Aroclor-1260

E3NE0DL, E3NE2, E3NE7, E3NE8  
Aroclor-1254

E3NE1  
Aroclor-1248, Aroclor-1254, Aroclor-1260

E3NE1DL  
Aroclor-1248, Aroclor-1254.

## 11. SYSTEM PERFORMANCE

GC/MS baseline indicated acceptable performance. The GC baseline for the aroclor analyses were acceptable.

## 12. ADDITIONAL INFORMATION

The following initial semivolatiles analyses have compound concentrations which exceed the instruments calibration range. The result was flagged “E” by the laboratory and are qualified “J”. The results from the most diluted (sample ID with the suffix “DL”) semivolatiles analyses should be considered the final concentrations for the affected compounds.

E3ND6  
Fluoranthene

E3NE0  
Phenanthrene, Fluoranthene, Pyrene, Benzo(a)anthracene, Chrysene,  
Benzo(b)fluoranthene, Benzo(a)pyrene

E3NE1, E3NE3, E3NE7, E3NE9  
Phenanthrene, Fluoranthene, Pyrene, Benzo(a)anthracene, Chrysene,  
Benzo(b)fluoranthene, Benzo(k)fluoranthene, Benzo(a)pyrene, Indeno(1,2,3-cd)pyrene,  
Benzo(g,h,i)perylene

E3NE2, E3NE8  
Phenanthrene, Anthracene, Fluoranthene, Pyrene, Benzo(a)anthracene, Chrysene,  
Benzo(b)fluoranthene, Benzo(k)fluoranthene, Benzo(a)pyrene, Indeno(1,2,3-cd)pyrene,  
Benzo(g,h,i)perylene

Case Number: 38897  
Site Name: Kinnickinnic River (WI)

Page 13 of 16  
SDG Number: E3ND0  
Laboratory: Mitkem Laboratories

E3NE4

Phenanthrene, Fluoranthene, Pyrene, Benzo(a)anthracene, Chrysene,  
Benzo(b)fluoranthene, Benzo(a)pyrene, Indeno(1,2,3-cd)pyrene, Benzo(g,h,i)perylene

The following initial Semivolatile SIM analyses have compound concentrations which exceed the instruments calibration range. The result was flagged "E" by the laboratory and are qualified "J". The results from the most diluted (sample ID with the suffix "DL") Semivolatile SIM analyses should be considered the final concentrations for the affected compounds.

E3ND0, E3ND2, E3ND8

Naphthalene, 2-Methylnaphthalene, Acenaphthene, Fluorene, Phenanthrene, Anthracene,  
Fluoranthene, Pyrene, Benzo(a)anthracene, Chrysene, Benzo(b)fluoranthene,  
Benzo(k)fluoranthene, Benzo(a)pyrene, Indeno(1,2,3-cd)pyrene, Benzo(g,h,i)perylene

E3NDODL

Phenanthrene, Fluoranthene, Pyrene, Benzo(a)anthracene, Chrysene,  
Benzo(b)fluoranthene, Benzo(a)pyrene, Benzo(g,h,i)perylene

E3ND1

Naphthalene, Phenanthrene, Fluoranthene, Pyrene, Benzo(a)anthracene, Chrysene,  
Benzo(b)fluoranthene, Benzo(k)fluoranthene, Benzo(a)pyrene

E3ND1DL, E3NE6

Phenanthrene, Fluoranthene, Pyrene

E3ND2DL

Phenanthrene, Fluoranthene, Pyrene, Benzo(a)anthracene, Benzo(b)fluoranthene,  
Benzo(a)pyrene

E3ND3

Phenanthrene, Fluoranthene, Pyrene, Benzo(a)anthracene, Chrysene,  
Benzo(b)fluoranthene, Benzo(k)fluoranthene, Benzo(a)pyrene, Indeno(1,2,3-cd)pyrene

E3ND5, E3ND5MS, E3ND5MSD, E3ND6

Naphthalene, 2-Methylnaphthalene, Acenaphthylene, Acenaphthene, Fluorene,  
Phenanthrene, Anthracene, Fluoranthene, Pyrene, Benzo(a)anthracene, Chrysene,  
Benzo(b)fluoranthene, Benzo(k)fluoranthene, Benzo(a)pyrene, Indeno(1,2,3-cd)pyrene,  
Dibenzo(a,h)anthracene, Benzo(g,h,i)perylene

E3ND5DL, E3ND6DL

Phenanthrene, Fluoranthene, Pyrene, Benzo(a)anthracene, Chrysene,  
Benzo(b)fluoranthene, Benzo(k)fluoranthene, Benzo(a)pyrene, Indeno(1,2,3-cd)pyrene,  
Benzo(g,h,i)perylene

E3ND7

Naphthalene, 2-Methylnaphthalene, Acenaphthene, Fluorene, Phenanthrene, Anthracene, Fluoranthene, Pyrene, Benzo(a)anthracene, Chrysene, Benzo(b)fluoranthene, Benzo(k)fluoranthene, Benzo(a)pyrene, Indeno(1,2,3-cd)pyrene, Dibenzo(a,h)anthracene, Benzo(g,h,i)perylene

E3ND7DL

Phenanthrene, Fluoranthene, Pyrene, Benzo(a)anthracene, Chrysene, Benzo(b)fluoranthene, Benzo(a)pyrene, Indeno(1,2,3-cd)pyrene, Benzo(g,h,i)perylene

E3ND8DL

Phenanthrene, Fluoranthene, Pyrene, Benzo(a)anthracene, Chrysene, Benzo(b)fluoranthene, Benzo(a)pyrene

E3NE0

Acenaphthene, Fluorene, Phenanthrene, Anthracene, Fluoranthene, Pyrene, Benzo(a)anthracene, Chrysene, Benzo(b)fluoranthene, Benzo(k)fluoranthene, Benzo(a)pyrene, Indeno(1,2,3-cd)pyrene, Dibenzo(a,h)anthracene, Benzo(g,h,i)perylene

E3NE5

Naphthalene, 2-Methylnaphthalene, Phenanthrene, Anthracene, Fluoranthene, Pyrene, Benzo(a)anthracene, Chrysene, Benzo(b)fluoranthene, Benzo(k)fluoranthene, Benzo(a)pyrene, Indeno(1,2,3-cd)pyrene, Benzo(g,h,i)perylene

E3NE5DL

Phenanthrene, Fluoranthene, Pyrene, Benzo(a)anthracene, Benzo(b)fluoranthene, Benzo(a)pyrene

The following initial Aroclor analyses have compound concentrations which exceed the instruments calibration range. The result was flagged "E" by the laboratory and are qualified "J". The results from the most diluted (sample ID with the suffix "DL") Aroclor analyses should be considered the final concentrations for the affected compounds.

E3NE0

Aroclor-1248

E3NE1

Aroclor-1248, Aroclor-1254

E3NE2, E3NE7

Aroclor-1254, Aroclor-1260

E3NE8, E3NE9

Aroclor-1254

Case Number: 38897  
Site Name: Kinnickinnic River (WI)

Page 15 of 16  
SDG Number: E3ND0  
Laboratory: Mitkem Laboratories

The CADRE and EDD spreadsheets did not include the following Aroclor samples. The laboratory Form I's for these samples are included with the hard copy data package.

ABLK5A

The CADRE and EDD spreadsheets did not include the following Aroclor samples. The laboratory Form I's and Form III for these samples are included with the hard copy data package.

ALCS5A

The following aroclor samples have compound concentrations whose presence were confirmed by GC/MS and are qualified with "C" on the laboratory's Form Is.

E3NE0, E3NE0DL, E3NE1, E3NE1DL  
Aroclor-1248



CADRE Data Qualifier Sheet

<u>Qualifiers</u>	<u>Data Qualifier Definitions</u>
U	The analyte was analyzed for, but was not detected above the reported sample quantitation limit.
J	The analyte was positively identified; the associated numerical value is an approximate concentration of the analyte in the sample.
UJ	The analyte was not detected above the reported sample quantitation limit. However, the reported quantitation limit is approximate and may or may not represent the action limit of quantitation necessary to accurately and precisely measure the analyte in the sample.
N	The analysis indicates the presence of an analyte for which there is presumptive evidence to make a tentative identification.
NJ	The analysis indicates the presence of an analyte for which there is presumptive evidence to make a tentative identification and the associated numerical value represents its approximate concentration.
R	The data are unusable. (The compound may or may not be present.)

UNITED STATES ENVIRONMENTAL PROTECTION AGENCY  
REGION V  
SUPERFUND DIVISION

DATE:

SUBJECT: Review of Data  
Received for Review on: September 14, 2009

FROM: Stephen L. Ostrodka, Chief (SRT-5J)  
Superfund Field Services Section

TO: Data User: GLNPO

We have reviewed the data for the following case:

Site Name: Kinnickinnic River (WI)

Case Number: 38897 MRN: 1760.0 SDG Number: E3NH0

Number and Type of Samples: Twenty (20) Soil Samples (SV, SV-SIM, Aroclor)

Sample Numbers: E3NH0 to E3NH9 and E3NJ0 to E3NJ9

Laboratory: Mitkem Laboratories Hrs for Review:

Following are our findings:

CC: Howard Pham  
Region 5 TPO  
Mail Code: SRT-5J

Case Number: 38897  
Site Name: Kinnickinnic River (WI)

Page 2 of 15  
SDG Number: E3NH0  
Laboratory: Mitkem Laboratories

**Below is a summary of the out-of-control audits and the possible effects on the data for this case:**

Twenty (20) soil samples labeled E3NH0 through E3NH9, and E3NJ0 through E3NJ9, were shipped to Mitkem Laboratories (Spectrum Analytical) located in Warwick, RI. Eight (8) samples; E3NH0 through E3NH7 were collected on 8/19/2009 and received 8/21/09 at the facility at 4 °C. Six (6) samples E3NH8, E3NH9, E3NJ0 through E3NJ3 were, sampled on 8/20/09 and, received on 8/22/09. Samples E3NJ4 through E3NJ9 were sampled on 8/21/09 and received on 8/22/09. The twelve (12) samples E3NH8, E3NH9, E3NJ0 through E3NJ9 arrived at the facility at 7 °C which was outside the required temperature range of 2 °C – 6 °C. No sample results are qualified for exceeded temperature. All samples were analyzed for the Semivolatile and Aroclor compounds. Only nine (9) samples; E3NH0, E3NH1, E3NH3, E3NH4, E3NH6 through E3NH8, E3NJ3 and E3NJ4, were analyzed for the Semivolatile SIM compounds.

All samples were analyzed according to CLP SOW SOM01.2 and Modification Reference Number 1760.0. Reviewed according to the NFG for SOM01.2 and the SOP for ESAT 5/TechLaw Validation of Contract Laboratory Program Organic Data (Version 2.4).

Sample E3NH2 was designated by the samplers to be used for laboratory QC, i.e. MS/MSD analyses. Laboratory substituted sample E3NH1 for the semivolatile-SIM MS/MSD because the designated sample was not analyzed for the SIM level compounds.

Samples E3NH4 and E3NH5 as well as samples E3NJ8 and E3NJ9 were identified as field duplicates. No samples were identified as field blanks.

### 1. HOLDING TIME

No problems were found.

### 2. GC/MS TUNING AND GC INSTRUMENT PERFORMANCE

No problems were found.

### 3. CALIBRATION

The following semivolatile samples are associated with an initial calibration percent relative standard deviation (%RSD) outside criteria. Detected compounds are qualified "J". Non-detected compounds are not qualified.

E3NH0, E3NH2, E3NH2MS, E3NH2MSD, E3NH3, E3NH4, E3NH5, E3NH6, E3NH7,  
SBLK2P  
Fluorene

The following semivolatile-SIM samples are associated with an initial calibration percent relative standard deviation (%RSD) outside criteria. Detected compounds are qualified "J". Non-detected compounds are not qualified.

E3NH0, E3NH1, E3NH3, E3NH4, E3NH6, E3NH7, SBLK4L  
Chrysene, Benzo(k)fluoranthene

The following semivolatile samples are associated with an opening CCV percent difference (%D) outside criteria. Detected compounds are qualified "J". Non-detected compounds are qualified "UJ".

E3NH0, E3NH2, E3NH2MS, E3NH2MSD, E3NH3, E3NH4, E3NH5, E3NH6, E3NH7,  
SBLK2P  
Dibenzo(a,h)anthracene

The following semivolatile SIM samples are associated with an opening CCV percent difference (%D) outside criteria. Detected compounds are qualified "J". Non-detected compounds are qualified "UJ".

E3NH0, E3NH1, E3NH3, E3NH4, E3NH6, E3NH7, SBLK4L  
Fluoranthene, Benzo(k)fluoranthene

E3NH7DL, E3NH8, E3NJ3, E3NJ4, SBLK5E, SBLK5F  
Benzo(a)anthracene

Case Number: 38897  
Site Name: Kinnickinnic River (WI)

SDG Number: E3NH0  
Laboratory: Mitkem Laboratories

The following semivolatile SIM samples are associated with a continuing calibration in which a surrogate/DMC exceeded percent difference (%D) criteria. Detected and non-detected compounds are not qualified.

E3NH0, E3NH1, E3NH3, E3NH4, E3NH6, E3NH7, SBLK4L  
Fluoranthene-d<sub>10</sub>

#### 4. BLANKS

No problems were found.

#### 5. DEUTERATED MONITORING COMPOUND AND SURROGATE RECOVERY

The following semivolatile samples have deuterated monitoring compound recovery above the upper limit of the criteria window. Detected compounds are qualified "J". Non-detected compounds are not qualified.

E3NH0, E3NH2MS, N3H2MSD  
Fluorene

E3NH2, E3NH3, E3NH5  
Fluorene, Fluoranthene, Pyrene, Benzo(a)anthracene, Chrysene

E3NH4, E3NH6  
Fluoranthene, Pyrene, Benzo(a)anthracene, Chrysene

The following semivolatile samples have deuterated monitoring compound recovery below the lower limit of the criteria window. Detected compounds are qualified "J". Non-detected compounds are qualified "UJ".

E3NH3  
Naphthalene, 2-Methylnaphthalene, Acenaphthylene, Acenaphthene

The following diluted semivolatile samples with dilution factors greater than 5 have deuterated monitoring compound recoveries outside the criteria window. Detected and non-detected compounds are not qualified.

E3NH0DL, E3NH3DL, E3NH4DL, E3NH6DL  
Phenanthrene, Anthracene

E3NH2DL, E3NH5DL  
Naphthalene, 2-Methylnaphthalene, Acenaphthylene, Acenaphthene, Phenanthrene, Anthracene

Case Number: 38897  
Site Name: Kinnickinnic River (WI)

Page 5 of 15  
SDG Number: E3NH0  
Laboratory: Mitkem Laboratories

The following semivolatile-SIM samples have deuterated monitoring compound recovery below the lower limit of the criteria window. Detected compounds are qualified "J". Non-detected compounds are qualified "UJ".

**E3NH1MS**

Naphthalene, 2-Methylnaphthalene, Acenaphthylene, Acenaphthene, Fluorene, Phenanthrene, Anthracene, Fluoranthene, Pyrene, Benzo(a)anthracene, Chrysene, Benzo(b)fluoranthene, Benzo(k)fluoranthene, Benzo(a)pyrene, Indeno(1,2,3-cd)pyrene, Dibenzo(a,h)anthracene, Benzo(g,h,i)perylene

The following diluted semivolatile SIM samples with dilution factors greater than 5 have deuterated monitoring compound recovery outside the criteria window. Detected and non-detected compounds are not qualified.

**E3NH0, E3NH3, E3NH4, E3NH6, E3NH8**

Naphthalene, 2-Methylnaphthalene, Acenaphthylene, Acenaphthene, Fluorene, Phenanthrene, Anthracene, Fluoranthene, Pyrene, Benzo(a)anthracene, Chrysene, Benzo(b)fluoranthene, Benzo(k)fluoranthene, Benzo(a)pyrene, Indeno(1,2,3-cd)pyrene, Dibenzo(a,h)anthracene, Benzo(g,h,i)perylene

The following aroclor samples with dilution factors less than or equal to 5 have surrogate percent recoveries which exceed the primary maximum criteria but are less than or equal to the expanded maximum criteria on only 1 GC column. Detected and non-detected compounds are not qualified as the lower of the 2 possible values (i.e. the reported value) is within the acceptance range.

**E3NH0, E3NH2, E3NH2MSD, E3NH3, E3NH5, E3NH5DL, E3NH9, E3NJ0, E3NJ5, E3NJ7, E3NJ9**

The following diluted aroclor samples with dilution factors greater than 5 have deuterated monitoring compound recovery outside the criteria window. Detected and non-detected compounds are not qualified.

**E3NH8DL, E3NJ0DL, E3NJ5DL, E3NJ6DL, E3NJ7DL**

**6A. MATRIX SPIKE/MATRIX SPIKE DUPLICATE**

Sample E3NH2 was designated by the samplers to be used for laboratory QC, i.e. MS/MSD analyses. Laboratory substituted sample E3NH1 for the semivolatile-SIM MS/MSD because the designated sample was not analyzed for the SIM level compounds.

The relative percent difference (RPD) between the following semivolatile matrix spike and matrix spike duplicate recoveries is outside criteria. Detected compounds in the unspiked samples (E3NH2 and E3NH2DL) are qualified "J".

Case Number: 38897  
 Site Name: Kinnickinnic River (WI)

SDG Number: E3NH0  
 Laboratory: Mitkem Laboratories

E3NH2MS, E3NH2MSD  
 Acenaphthene

The following semivolatile matrix spike/matrix spike duplicate samples have percent recoveries that are less than the expanded lower acceptance limit. Detected compounds in the unspiked samples (E3NH2 and E3NH2DL) are qualified "J".

E3NH2MS, E3NH2MSD  
 Pyrene

The relative percent difference (RPD) between the following semivolatile-SIM matrix spike and matrix spike duplicate recoveries is outside criteria. Detected compounds in the unspiked sample (E3NH1) are qualified "J". Non-detected compounds in the unspiked sample (E3NH1) is qualified "UJ".

E3NH1MS, E3NH1MSD  
 Acenaphthene, Pyrene

The following semivolatile-SIM matrix spike/matrix spike duplicate samples have percent recoveries that are greater than or equal to the lower expanded criteria limit but less than the lower primary criteria limit. Detected compounds in the unspiked sample (E3NH1) is qualified "J".

E3NH1MSD  
 Pyrene

The following semivolatile-SIM matrix spike/matrix spike duplicate samples have percent recoveries that are less than the expanded lower acceptance limit. Detected compounds in the unspiked sample (E3NH1) is qualified "J".

E3NH1MS  
 Pyrene

The aroclor Form III – MS/MSD Summary was re-calculated using the lowest obtained value for each compound. The RPD's were re-calculated using these values.

Analytes	MS Recovery	MSD Recovery	% RPD	QC LIMITS	
Aroclor-1016	1151.4*	1190.0*	3.0	15	29 - 135
Aroclor-1260	70.6	82.9	15.8	20	29 - 135

The following Aroclor matrix spike/matrix spike duplicate samples have percent recoveries greater than the upper acceptance criteria. The compound was not detected in the unspiked

Case Number: 38897  
 Site Name: Kinnickinnic River (WI)

SDG Number: E3NH0  
 Laboratory: Mitkem Laboratories

samples, E3NH2 and E3NH2DL. The non-detected compound in the unspiked samples is not qualified.

E3NH2MS, E3NH2MSD  
 Aroclor 1016

## 6B. LABORATORY CONTROL SAMPLE

No problems were found.

## 7. FIELD BLANK AND FIELD DUPLICATE

Two sets of samples; E3NH4/E3NH5 and E3NJ8/E3NJ9 were identified as field duplicates. No samples were identified as field blanks. The samples E3NH5 and E3NJ8/E3NJ9 were not analyzed for SVOA SIM.

The results for the duplicate samples (E3NH4 and E3NH5) are summarized in the following tables:

Semivolatile analytes	E3NH4 μg/Kg df=1.0	E3NH5 μg/Kg df=1.0	RPDs	E3NH4DL μg/Kg df=10	E3NH5DL μg/Kg df=20	RPDs
Naphthalene	260	900	110.3	ND	1100	200
2-Methylnaphthalene	170	460	92.1	ND	ND	---
Acenaphthylene	170	290	52.2	ND	ND	---
Acenaphthene	440	810	59.2	550	ND	200
Fluorene	810	1700	70.9	950	1500	44.9
Phenanthrene	9700	13000	29.1	8800	16000	58.1
Anthracene	1400	2600	60.0	2300	4300	60.6
Fluoranthene	13000	18000	32.3	21000	37000	55.2
Pyrene	23000	40000	54.0	14000	24000	52.6
Benzo(a)anthracene	6800	12000	55.3	5900	11000	60.4
Chrysene	8700	20000	78.7	10000	17000	51.9
Benzo(b)fluoranthene	13000	24000	59.5	8900	15000	51.0
Benzo(k)fluoranthene	3900	5300	30.4	4600	8300	57.4
Benzo(a)pyrene	6300	11000	54.3	6300	11000	54.3
Indeno(1,2,3-cd)pyrene	2400	4600	62.9	4200	7200	52.6
Dibenzo(a,h)anthracene	910	1900	70.5	1300	2300	55.6
Benzo(g,h,i)perylene	2800	4700	50.7	4600	8100	55.1



Case Number: 38897

SDG Number: E3NH0

Site Name: Kinnickinnic River (WI)

Laboratory: Mitkem Laboratories

SVOA SIM Analytes	E3NH4 ug/Kg df=8.0	E3NH5 ug/Kg	RPDs
Naphthalene	350	NA	---
2-Methylnaphthalene	250	NA	---
Acenaphthylene	220	NA	---
Acenaphthene	450	NA	---
Fluorene	600	NA	---
Phenanthrene	5200	NA	---
Anthracene	950	NA	---
Fluoranthene	7200	NA	---
Pyrene	4100	NA	---
Benzo(a)anthracene	2300	NA	---
Chrysene	2400	NA	---
Benzo(b)fluoranthene	4400	NA	---
Benzo(k)fluoranthene	2600	NA	---
Benzo(a)pyrene	3300	NA	---
Indeno(1,2,3-cd)pyrene	1800	NA	---
Dibenzo(a,h)anthracene	840	NA	---
Benzo(g,h,i)perylene	1900	NA	---

Aroclor Analytes	E3NH4 µg/Kg df=1.0	E3NH5 µg/Kg df=1.0	RPD	E3NH4DL µg/Kg df=5	E3NH5DL µg/Kg df=5	RPDs
Aroclor-1254	910	960	5.3	970	1100	12.6
Aroclor-1260	360	390	8.0	490	450	8.5

The results for the duplicate samples (E3NJ8 and E3NJ9) are summarized in the following tables:

Semivolatile analytes	E3NJ8 ug/Kg df=1.0	E3NJ9 ug/Kg df=1.0	RPDs	E3NJ8DL ug/Kg df=8.0	E3NJ9DL ug/Kg df=8.0	RPDs
Naphthalene	680	410	49.5	600	ND	200
2-Methylnaphthalene	390	280	32.8	ND	ND	---
Acenaphthylene	480	350	31.3	ND	ND	---
Acenaphthene	550	550	0.0	450	480	6.5
Fluorene	1000	1000	0.0	710	760	6.8
Phenanthrene	6300	6100	3.2	6600	6200	6.3
Anthracene	1400	1500	6.9	1400	1400	0.0
Fluoranthene	12000	11000	8.7	15000	12000	22.2
Pyrene	6700	5600	17.9	9600	7600	23.3
Benzo(a)anthracene	5200	4600	12.2	4500	3800	16.9
Chrysene	6000	5000	18.2	6800	5500	21.1

Reviewed by: Matthew. Kobus / Techlaw-ESAT

Date: 03/01/2010

Case Number: 38897  
 Site Name: Kinnickinnic River (WI)

SDG Number: E3NH0  
 Laboratory: Mitkem Laboratories

Benzo(b)fluoranthene	8300	6400	25.9	6900	4700	37.9
Benzo(k)fluoranthene	3000	2100	35.3	2900	2600	10.9
Benzo(a)pyrene	4600	3800	19.0	4500	3500	25.0
Indeno(1,2,3-cd)pyrene	3100	2200	34.0	3100	2200	34.0
Dibenzo(a,h)anthracene	1100	830	28.0	960	790	19.4
Benzo(g,h,i)perylene	3600	2400	40.0	3500	2300	41.4

Aroclor Analytes	E3NJ8 ug/Kg df=1.0	E3NJ9 ug/Kg df=1.0	RPDs
Aroclor-1254	250	ND	200
Aroclor-1260	130	ND	200

Results are not qualified based upon the results of the field duplicates.

## 8. INTERNAL STANDARDS

The following semivolatile samples have internal standard area counts that are outside the upper limit of primary criteria. Detected compounds are qualified "J". Non-detected compounds are not qualified.

E3NH2

Phenanthrene, Anthracene, Fluoranthene

E3NH2MS, E3NH2MSD

Phenanthrene, Anthracene, Fluoranthene, Pyrene, Benzo(a)anthracene, Chrysene

E3NH3, E3NH4, E3NH5

Acenaphthylene, Acenaphthene, Fluorene, Phenanthrene, Anthracene, Fluoranthene

The following semivolatile SIM sample has an internal standard area counts that are outside the upper limit of primary criteria. Detected compounds are qualified "J". Non-detected compounds are not qualified.

E3NH1MS

Benzo(b)fluoranthene, Benzo(k)fluoranthene, Benzo(a)pyrene, Indeno(1,2,3-cd)pyrene, Dibenzo(a,h)anthracene, Benzo(g,h,i)perylene

## 9. COMPOUND IDENTIFICATION

After reviewing the mass spectra and chromatograms it appears that all SV, SV-SIM and aroclor compounds were properly identified.

## 10. COMPOUND QUANTITATION AND REPORTED DETECTION LIMITS

The following semivolatile samples have analyte concentrations below the quantitation limit (CRQL). Detected compounds are qualified "J".

E3NH0

2-Methylnaphthalene, Acenaphthylene

E3NH0DL, E3NH4DL

Acenaphthene, Fluorene, Anthracene, Dibenzo(a,h)anthracene

E3NH2DL

Acenaphthene, Fluorene, Anthracene, Benzo(k)fluoranthene, Dibenzo(a,h)anthracene

E3NH2MS, E3H2MSD, E3NH4

Naphthalene, 2-Methylnaphthalene, Acenaphthylene

E3NH3

2-Methylnaphthalene

E3NH3DL, E3NH9DL, E3NJ5DL, E3NJ6DL, E3NJ7DL

Acenaphthylene, Acenaphthene, Fluorene, Dibenzo(a,h)anthracene

E3NH5DL

Naphthalene, Fluorene, Anthracene, Dibenzo(a,h)anthracene

E3NH6

Acenaphthylene

E3NH6DL,

Acenaphthene, Fluorene, Anthracene, Benzo(k)fluoranthene, Dibenzo(a,h)anthracene

E3NH7

Phenanthrene, Fluoranthene, Pyrene, Chrysene, Benzo(a)pyrene

E3NH8

Naphthalene

E3NH8DL

Fluorene, Anthracene, Dibenzo(a,h)anthracene

E3NJ0DL

Acenaphthene, Fluorene, Dibenzo(a,h)anthracene

Case Number: 38897  
Site Name: Kinnickinnic River (WI)

SDG Number: E3NH0  
Laboratory: Mitkem Laboratories

E3NJ1DL

Naphthalene, Acenaphthene, Fluorene, Anthracene, Benzo(k)fluoranthene,  
Dibenzo(a,h)anthracene

E3NJ2DL

Acenaphthene, Fluorene, Anthracene, Benzo(k)fluoranthene, Indeno(1,2,3-cd)pyrene,  
Dibenzo(a,h)anthracene, Benzo(g,h,i)perylene

E3NJ8DL

Naphthalene, Acenaphthene, Fluorene, Anthracene, Dibenzo(a,h)anthracene

E3NJ9DL

Acenaphthene, Fluorene, Anthracene, Dibenzo(a,h)anthracene

The following aroclor samples have analyte concentrations below the quantitation limit (CRQL).  
Detected compounds are qualified "J".

E3NH2DL, E3NJ0DL  
Aroclor-1260

The following aroclor samples have percent differences between analyte results in the range 26-  
50%. Detected compounds are qualified "J".

E3NH9DL, E3NJ5DL  
Aroclor-1248

E3NH2DL, E3NH9, E3NJ5, E3NJ6  
Aroclor-1248, Aroclor-1254, Aroclor-1260

E3NH2, E3NH4DL  
Aroclor-1254, Aroclor-1260

E3NH2MS, E3NH8, E3NJ0, E3NJ0DL  
Aroclor-1260

E3NH3  
Aroclor-1248, Aroclor-1260

E3NH4, E3NH5, E3NH8DL, E3NJ7DL  
Aroclor-1254

The following aroclor samples have percent differences between analyte results in the range 51-  
100%. Detected compounds are qualified "J".

Case Number: 38897  
 Site Name: Kinnickinnic River (WI)

SDG Number: E3NH0  
 Laboratory: Mitkem Laboratories

E3NH2MS, E3NH2MSD, E3NH3, E3NH5DL, E3NH8, E3NJ8  
 Aroclor-1254

E3NH3DL, E3NJ6DL, E3NJ7DL  
 Aroclor-1248

E3NJ7  
 Aroclor-1248, Aroclor-1254

The following aroclor samples have percent differences between analyte results exceeding 100%. Detected compounds are qualified "J".

E3NJ7DL, E3NJ8  
 Aroclor-1260

## 11. SYSTEM PERFORMANCE

GC/MS baseline indicated acceptable performance. The GC baseline for the aroclor analyses was acceptable.

## 12. ADDITIONAL INFORMATION

The CADRE spreadsheets did not include the following aroclor samples. Form Is for these samples are included with the hard copy data package. EDD spreadsheet included the results for these samples.

ALCS5S, ALCS5R

Semivolatile Blank "SBLK3P" was corrected to "SBLK2P" with replacement pages 0843R and 0844R. The spreadsheet has been corrected to reflect this correction.

The following semivolatiles analyses have compound concentrations which exceed the instruments calibration range. The result was flagged "E" by the laboratory and are qualified "J". The results from the most diluted (sample ID with the suffix "DL") semivolatiles analyses should be considered the final concentrations for the affected compounds.

E3NH0, E3NH2MS, E3NH3  
 Phenanthrene, Fluoranthene, Pyrene, Benzo(a)anthracene, Chrysene,  
 Benzo(b)fluoranthene, Benzo(k)fluoranthene, Benzo(a)pyrene

E3NH2  
 Phenanthrene, Fluoranthene, Pyrene, Benzo(a)anthracene, Chrysene,  
 Benzo(b)fluoranthene, Benzo(k)fluoranthene, Benzo(a)pyrene, Indeno(1,2,3-cd)pyrene  
 Benzo(g,h,i)perylene

Case Number: 38897

SDG Number: E3NH0

Site Name: Kinnickinnic River (WI)

Laboratory: Mitkem Laboratories

## E3NH2MSD

Phenanthrene, Fluoranthene, Pyrene, Chrysene, Benzo(b)fluoranthene,  
Benzo(k)fluoranthene, Benzo(a)pyrene

## E3NH4, E3NH6, E3NH8, E3NH9, E3NJ7, E3NJ8

Phenanthrene, Fluoranthene, Pyrene, Benzo(a)anthracene, Chrysene,  
Benzo(b)fluoranthene, Benzo(a)pyrene

## E3NH5

Phenanthrene, Fluoranthene, Pyrene, Benzo(a)anthracene, Chrysene,  
Benzo(b)fluoranthene, Benzo(k)fluoranthene, Benzo(a)pyrene, Indeno(1,2,3-cd)pyrene,  
Benzo(g,h,i)perylene

## E3NJ0

Phenanthrene, Fluoranthene, Pyrene, Benzo(a)anthracene, Chrysene,  
Benzo(b)fluoranthene, Benzo(a)pyrene, Indeno(1,2,3-cd)pyrene, Benzo(g,h,i)perylene

## E3NJ1

Phenanthrene, Fluoranthene, Pyrene, Chrysene, Benzo(b)fluoranthene

## E3NJ2

Phenanthrene, Fluoranthene

## E3NJ5, E3NJ6

Phenanthrene, Fluoranthene, Pyrene, Benzo(a)anthracene, Chrysene,  
Benzo(b)fluoranthene, Benzo(a)pyrene, Benzo(g,h,i)perylene

## E3NJ9

Phenanthrene, Fluoranthene, Pyrene, Benzo(a)anthracene, Chrysene,  
Benzo(b)fluoranthene

The following semivolatile-SIM analyses have compound concentrations which exceed the instruments calibration range. The results were flagged "E" by the laboratory and are qualified "J". The results from full scan semivolatile analyses should be considered the final concentrations for the affected compounds.

## E3NH0, E3NH6

Naphthalene, Acenaphthene, Fluorene, Phenanthrene, Anthracene, Fluoranthene, Pyrene,  
Benzo(a)anthracene, Chrysene, Benzo(b)fluoranthene, Benzo(k)fluoranthene,  
Benzo(a)pyrene, Indeno(1,2,3-cd)pyrene, Dibenzo(a,h)anthracene, Benzo(g,h,i)perylene

## E3NH3, E3NH4, E3NH8

Acenaphthene, Fluorene, Phenanthrene, Anthracene, Fluoranthene, Pyrene,  
Benzo(a)anthracene, Chrysene, Benzo(b)fluoranthene, Benzo(k)fluoranthene,  
Benzo(a)pyrene, Indeno(1,2,3-cd)pyrene, Dibenzo(a,h)anthracene, Benzo(g,h,i)perylene

Reviewed by: Matthew. Kobus / Techlaw-ESAT

Date: 03/01/2010

Case Number: 38897  
Site Name: Kinnickinnic River (WI)

Page 14 of 15  
SDG Number: E3NH0  
Laboratory: Mitkem Laboratories

E3NH7  
Phenanthrene, Fluoranthene

The following initial aroclor analyses have compound concentrations which exceed the instruments calibration range. The result was flagged “E” by the laboratory and are qualified “J”. The results from the most diluted (sample ID with the suffix “DL”) aroclor analyses should be considered the final concentrations for the affected compounds.

E3NH2, E3NH3, E3NH9, E3NJ5  
Aroclor-1248, Aroclor-1254

E3NH4, E3NH5, E3NJ0  
Aroclor-1254

E3NH8, E3NJ6  
Aroclor-1248

E3NJ7  
Aroclor-1248, Aroclor-1254, Aroclor-1260

The following aroclor samples have compound concentrations which exceed the instruments calibration range. The detected results are qualified “J”. No dilution was required because these are laboratory QC samples.

E3NH2MS, E3NH2MSD  
Aroclor-1016, Aroclor-1248, Aroclor-1254

The following aroclor samples have compound concentrations whose presence were confirmed by GC/MS and are qualified with “C” on the laboratory’s Form Is.

E3NH8, E3NH8DL  
Aroclor-1248

CADRE Data Qualifier Sheet

<u>Qualifiers</u>	<u>Data Qualifier Definitions</u>
U	The analyte was analyzed for, but was not detected above the reported sample quantitation limit.
J	The analyte was positively identified; the associated numerical value is an approximate concentration of the analyte in the sample.
UJ	The analyte was not detected above the reported sample quantitation limit. However, the reported quantitation limit is approximate and may or may not represent the action limit of quantitation necessary to accurately and precisely measure the analyte in the sample.
N	The analysis indicates the presence of an analyte for which there is presumptive evidence to make a tentative identification.
NJ	The analysis indicates the presence of an analyte for which there is presumptive evidence to make a tentative identification and the associated numerical value represents its approximate concentration.
R	The data are unusable. (The compound may or may not be present.)



UNITED STATES ENVIRONMENTAL PROTECTION AGENCY  
REGION V  
SUPERFUND DIVISION

DATE: 12/21/2009

SUBJECT: Review of Data  
Received for Review on: 23 Sept 2009

FROM: Stephen L. Ostrodka, Chief (SRT-5J)  
Superfund Field Services Section

TO: Data User: GLNPO

We have reviewed the data for the following case:

SITE Name: Kinnickinnic River (WI)

Case Number: 38947 MRN: 1760.0 SDG Number: E3NT3

Number and Type of Samples: 20 Soil Samples (SVOA, SVOA-SIM, AROCLOR)

Sample Numbers: E3NT3-E3NT9, E3NW0-E3NW1, E3NW6-E3NW9, E3NX0-E3NX6

Laboratory: Mitkem Laboratories Hrs for Review: 30

Following are our findings:

CC: Howard Pham  
Region 5 TPO  
Mail Code: SRT-5J

Case Number: 38947  
Site Name: Kinnickinnic River (WI)

Page 2 of 14  
SDG Number: E3NT3  
Laboratory: Mitkem

**Below is a summary of the out-of-control audits and the possible effects on the data for this case:**

Number (20) soil samples labeled E3NT3 through E3NT9, E3NW0, E3NW1, E3NW6 through E3NW9, and E3NX0 through E3NX6 were shipped to Mitkem Laboratory in Warwick, RI. All samples were collected on 09/01/2009 and received on 09/02/2009 intact and properly cooled.

All samples were analyzed according to CLP SOW SOM01.2 8/2007 and reviewed according to the NFG for SOM01.2, MRN 1760.0 and the SOP for ESAT 5/TechLaw Validation of Contract Laboratory Program Organic Data (Version 2.3).

Sample E3NW9 was designated by the samplers to be used for laboratory QC, i.e. MS/MSD analyses.

Samples E3NW9/E3NX0 and E3NT5/E3NT6 were identified as field duplicates.

Case Number: 38947  
Site Name: Kinnickinnic River (WI)

SDG Number: E3NT3  
Laboratory: Mitkem

### **1. HOLDING TIME**

No Problems Found.

### **2. GC/MS TUNING AND GC INSTRUMENT PERFORMANCE**

No Problems Found.

### **3. CALIBRATION**

The following semivolatile SIM samples are associated with an opening or closing CCV percent difference (%D) outside criteria. Detected compounds are qualified "J". Non-detected compounds are qualified "UJ".

E3NT7DL, E3NT9DL, E3NX6RE  
Anthracene, Chrysene

### **4. BLANKS**

No Problems Found.

### **5. DEUTERATED MONITORING COMPOUND AND SURROGATE RECOVERY**

The following diluted semivolatile samples with dilution factors less than or equal to 5 have deuterated monitoring compound recovery below the lower limit of the criteria window. Detected compounds are qualified "J". Non detected compounds are qualified "UJ".

E3NW0DL, E3NW9DL  
Fluoranthene, Pyrene, Benzo(a)anthracene, Chrysene

The following semivolatile samples have deuterated monitoring compound recovery below the lower limit of the criteria window. Detected compounds are qualified "J". Non-detected compounds are qualified "UJ".

E3NT4, E3NT6, E3NX3  
Fluoranthene, Pyrene, Benzo(a)anthracene, Chrysene

The following semivolatile SIM samples with dilution factors greater than or equal to 5.0 have deuterated monitoring compound recovery less than or equal to 0%. Detected and non-detected compounds are not qualified.

Case Number: 38947  
Site Name: Kinnickinnic River (WI)

SDG Number: E3NT3  
Laboratory: Mitkem

E3NT3, E3NT5, E3NT6, E3NT7DL, E3NT8DL, E3NW0, E3NW1DL, E3NW6,  
E3NW8, E3NW9, E3NW9MS, E3NW9MSD, E3NX0, E3NX1, E3NX3, E3NX4DL,  
E3NX5

Naphthalene, 2-Methylnaphthalene, Acenaphthylene, Acenaphthene, Fluorene,  
Phenanthrene, Anthracene, Fluoranthene, Pyrene, Benzo(a)anthracene, Chrysene,  
Benzo(b)fluoranthene, Benzo(k)fluoranthene, Benzo(a)pyrene, Indeno(1,2,3-cd)pyrene,  
Dibenzo(a,h)anthracene, Benzo(g,h,i)perylene

The following diluted aroclor samples with dilution factors greater than 5 have surrogate percent recoveries that are greater than 200% on only 1 GC column. Detected and non-detected compounds are not qualified as the lower of the 2 possible values (i.e. the reported value) is within the acceptance range.

E3NW6DL, E3NW7DL

The following diluted aroclor samples with dilution factors less than or equal to 5 have surrogate percent recoveries that are greater than 200% on only 1 GC column. Detected and non-detected compounds are not qualified as the lower of the 2 possible values (i.e. the reported value) is within the acceptance range.

E3NW6, E3NW7

The following aroclor samples have surrogate percent recoveries which exceed the primary maximum criteria but are less than or equal to the expanded maximum criteria on only 1 GC column. Detected and non-detected compounds are not qualified as the lower of the 2 possible values (i.e. the reported value) is within the acceptance range.

E3NT3

The following diluted aroclor samples with dilution factors greater than 5 have surrogate percent recoveries which exceed 150% but are less than or equal to 200% on only 1 GC column. Detected and non-detected compounds are not qualified as the lower of the 2 possible values (i.e. the reported value) is within the acceptance range.

E3NT3DL, E3NX3DL

The following diluted aroclor samples with dilution factors less than or equal to 5 have surrogate percent recoveries which exceed 150% but are less than or equal to 200% on only 1 GC column. Detected and non-detected compounds are not qualified as the lower of the 2 possible values (i.e. the reported value) is within the acceptance range.

E3NX3

Case Number: 38947  
Site Name: Kinnickinnic River (WI)

SDG Number: E3NT3  
Laboratory: Mitkem

#### **6A. MATRIX SPIKE/MATRIX SPIKE DUPLICATE**

Sample E3NW9 was designated by the samplers to be used for laboratory QC, i.e. matrix spike / matrix spike duplicate analyses.

The relative percent difference (RPD) between the following semivolatile SIM matrix spike and matrix spike duplicate recoveries is outside criteria. Detected compounds in the unspiked sample (E3NW9) are qualified "J". Nondetected compounds are not qualified.

E3NW9MS, E3NW9MSD  
Acenaphthene, Pyrene

The following semivolatile SIM matrix spike/matrix spike duplicate samples have percent recoveries greater than the upper acceptance criteria. Detected compounds in the unspiked sample (E3NW9) are qualified "J". Non-detected compounds are not qualified.

E3NW9MS  
Acenaphthene, Pyrene

E3NW9MSD  
Pyrene

The following semivolatile SIM matrix spike/matrix spike duplicate samples have percent recoveries that are less than the expanded lower acceptance limit. Detected compounds in the unspiked sample are qualified "J". Non-detected compounds in the unspiked sample (E3NW9) are qualified "R".

E3NW9MSD  
Acenaphthene

#### **6B. LABORATORY CONTROL SAMPLE**

No Problems Found.

#### **7. FIELD BLANK AND FIELD DUPLICATE**

No samples were identified as trip blanks.

Case Number: 38947  
Site Name: Kinnickinnic River (WI)

SDG Number: E3NT3  
Laboratory: Mitkem

Sample E3NT5 was identified as a field duplicate of sample E3NT6. Results are summarized in the following table:

	E3NT5	E3NT6	%RPDs		E3NT5DL DF=5	E3NT6DL DF=10	%RPDs
Semi Volatile analytes	µg/Kg	µg/Kg		Semi Volatile analytes	µg/Kg	µg/Kg	
Naphthalene	600	540	10.5	Naphthalene	480	ND	200
2-Methylnaphthalene	340	330	3.0	2-Methylnaphthalene	ND	ND	0
Acenaphthylene	250	220	12.8	Acenaphthylene	ND	ND	0
Acenaphthene	950	1100	14.6	Acenaphthene	820	920	11.5
Fluorene	1200	1400	15.4	Fluorene	1100	1300	16.7
Phenanthrene	7100	21000	98.9	Phenanthrene	8100	12000	38.8
Anthracene	2100	2600	21.3	Anthracene	2000	2600	26.1
Fluoranthene	9300	30000	105.3	Fluoranthene	11000	16000	37.0
Pyrene	9300	8200	12.6	Pyrene	11000	13000	16.7
Benzo(a)anthracene	5300	5400	1.9	Benzo(a)anthracene	5200	6500	22.2
Chrysene	5800	5100	12.8	Chrysene	5600	6100	8.5
Benzo(b)fluoranthene	6000	13000	73.7	Benzo(b)fluoranthene	5300	6000	12.4
Benzo(k)fluoranthene	2700	9200	109.2	Benzo(k)fluoranthene	3200	5000	43.9
Benzo(a)pyrene	4700	9500	67.6	Benzo(a)pyrene	4600	5100	10.3
Indeno(1,2,3-cd)pyrene	2800	1900	38.3	Indeno(1,2,3-cd)pyrene	2600	2600	0.0
Dibenzo(a,h)anthracene	1100	530	69.9	Dibenzo(a,h)anthracene	990	830	17.6
Benzo(g,h,i)perylene	3300	1900	53.8	Benzo(g,h,i)perylene	3100	2500	21.4

	E3NT5	E3NT6	%RPDs
Semi Volatile SIM analytes	µg/Kg	µg/Kg	
Naphthalene	390	510	26.7
2-Methylnaphthalene	270	400	38.8
Acenaphthylene	250	290	14.8
Acenaphthene	710	1100	43.1
Fluorene	1000	1600	46.2
Phenanthrene	8400	11000	26.8
Anthracene	1600	2600	47.6
Fluoranthene	12000	11000	8.7
Pyrene	5700	9500	50.0
Benzo(a)anthracene	6300	9300	38.5
Chrysene	4600	7100	42.7
Benzo(b)fluoranthene	9100	14000	42.4
Benzo(k)fluoranthene	2500	4300	52.9
Benzo(a)pyrene	1800	7900	125.8
Indeno(1,2,3-cd)pyrene	1500	4400	98.3
Dibenzo(a,h)anthracene	940	1300	32.1
Benzo(g,h,i)perylene	220	4700	182.1

Case Number: 38947  
Site Name: Kinnickinnic River (WI)

SDG Number: E3NT3  
Laboratory: Mitkem

Sample E3NW9 was identified as a field duplicate of sample E3NX0. Results are summarized in the following table:

	E3NW9	E3NX0	%RPDs		E3NW9DL DF=4	E3NX0DL DF=10	%RPDs
Semi Volatile analytes	µg/Kg	µg/Kg		Semi Volatile analytes	µg/Kg	µg/Kg	
Naphthalene	650	580	11.4	Naphthalene	630	590	6.6
2-Methylnaphthalene	270	330	20.0	2-Methylnaphthalene	ND	ND	0
Acenaphthylene	180	230	24.4	Acenaphthylene	ND	ND	0
Acenaphthene	430	620	36.2	Acenaphthene	480	640	28.6
Fluorene	670	880	27.1	Fluorene	700	600	15.4
Phenanthrene	7200	9800	30.6	Phenanthrene	5700	6800	17.6
Anthracene	1100	1600	37.0	Anthracene	990	1400	34.3
Fluoranthene	12000	22000	58.8	Fluoranthene	9100	9800	7.4
Pyrene	8000	9300	15.0	Pyrene	7100	8300	15.6
Benzo(a)anthracene	3400	5800	52.2	Benzo(a)anthracene	3900	4000	2.5
Chrysene	4000	6000	40.0	Chrysene	3300	4100	21.6
Benzo(b)fluoranthene	5500	6200	12.0	Benzo(b)fluoranthene	4100	4400	7.1
Benzo(k)fluoranthene	2300	5500	82.1	Benzo(k)fluoranthene	1700	3200	61.2
Benzo(a)pyrene	3500	4700	29.3	Benzo(a)pyrene	3100	3600	14.9
Indeno(1,2,3-cd)pyrene	1400	1600	13.3	Indeno(1,2,3-cd)pyrene	1400	2000	35.3
Dibenzo(a,h)anthracene	570	560	1.8	Dibenzo(a,h)anthracene	450	760	51.2
Benzo(g,h,i)perylene	2100	1800	15.4	Benzo(g,h,i)perylene	1800	1800	0.0

	E3NW9	E3NX0	%RPDs
Semi Volatile analytes	µg/L	µg/L	
Naphthalene	730	470	43.3
2-Methylnaphthalene	380	300	23.5
Acenaphthylene	260	220	16.7
Acenaphthene	620	610	1.6
Fluorene	840	900	6.9
Phenanthrene	7200	7300	1.4
Anthracene	1200	1300	8.0
Fluoranthene	9500	8900	6.5
Pyrene	7400	7800	5.3
Benzo(a)anthracene	5200	5800	10.9
Chrysene	4000	4100	2.5
Benzo(b)fluoranthene	6500	7700	16.9
Benzo(k)fluoranthene	1100	2100	62.5
Benzo(a)pyrene	3000	4300	35.6
Indeno(1,2,3-cd)pyrene	1800	2300	24.4
Dibenzo(a,h)anthracene	620	780	22.9
Benzo(g,h,i)perylene	1900	2500	27.3

Results are not qualified based upon the results of the field duplicates.

## 8. INTERNAL STANDARDS

The following semivolatile samples have internal standard area counts that are outside the upper limit of primary criteria. Detected compounds are qualified "J". Non-detected compounds are not qualified.

E3NT3, E3NT6  
Pyrene, Benzo(a)anthracene, Chrysene

E3NT4, E3NX3  
Pyrene, Benzo(a)anthracene, Chrysene, Benzo(b)fluoranthene, Benzo(k)fluoranthene, Benzo(a)pyrene, Indeno(1,2,3-cd)pyrene, Dibenzo(a,h)anthracene, Benzo(g,h,i)pyrene

The following semivolatile samples have internal standard area counts that are outside the lower limit of primary criteria and greater than the expanded lower limit. Detected compounds are qualified "J".

E3NX0  
Naphthalene, 2-Methylnaphthalene

The following semivolatile\_SIM samples have internal standard area counts that are outside the upper limit of primary criteria. Detected compounds are qualified "J". Non-detected compounds are not qualified.

E3NT7, E3NT8, E3NW1, E3NX4  
Acenaphthylene, Ancenaphthene, Fluorene, Phenanthrene, Anthracene, Fluoranthene

E3NT9, E3NX6, E3NX6RE  
Acenaphthylene, Ancenaphthene, Fluorene

## 9. COMPOUND IDENTIFICATION

After reviewing the mass spectra and chromatograms it appears that all SVOA and Aroclor compounds were properly identified.

## 10. COMPOUND QUANTITATION AND REPORTED DETECTION LIMITS

The following semivolatile samples have analyte concentrations below the quantitation limit (CRQL). Detected compounds are qualified "J".

E3NT3  
2-Methylnaphthalene

E3NT3DL, E3NW6DL  
Acenaphthene, Fluorene, Dibenzo(a,h)anthracene



Case Number: 38947  
Site Name: Kinnickinnic River (WI)

SDG Number: E3NT3  
Laboratory: Mitkem

E3NT4DL

Naphthalene, Acenaphthene, Fluorene, Anthracene, Indeno(1,2,3-cd)pyrene,  
Dibenzo(a,h)anthracene

E3NT5, E3NT6, E3NW0, E3NW9MS, E3NX0

Acenaphthylene

E3NT5DL

Naphthalene, Acenaphthene, Fluorene, Dibenzo(a,h)anthracene

E3NT6DL

Acenaphthene, Fluorene, Anthracene, Indeno(1,2,3-cd)pyrene, Dibenzo(a,h)anthracene,  
Benzo(g,h,i)perylene

E3NT7

2-Methylnaphthalene, Acenaphthylene, Acenaphthene, Fluorene, Dibenzo(a,h)anthracene

E3NT8

2-Methylnaphthalene, Acenaphthylene, Acenaphthene, Fluorene, Dibenzo(a,h)anthracene

E3NT9

Fluoranthene, Pyrene, Benzo(a)anthracene, Chrysene, Benzo(b)fluoranthene

E3NW0DL, E3NW1

2-Methylnaphthalene, Acenaphthylene, Dibenzo(a,h)anthracene

E3NW6

Naphthalene

E3NW7DL

Acenaphthylene, Acenaphthene, Fluorene, Dibenzo(a,h)anthracene

E3NW8, E3NW9, E3NW9MSD, E3NX3, E3NX5

2-Methylnaphthalene, Acenaphthylene

E3NW8DL

Naphthalene, Acenaphthene, Fluorene, Anthracene, Benzo(k)fluoranthene,  
Dibenzo(a,h)anthracene

E3NW9DL

Naphthalene, Acenaphthene, Fluorene, Anthracene, Dibenzo(a,h)anthracene

E3NX0DL

Naphthalene, Acenaphthene, Fluorene, Anthracene, Indeno(1,2,3-cd)pyrene,  
Dibenzo(a,h)anthracene, Benzo(g,h,i)perylene

Case Number: 38947  
Site Name: Kinnickinnic River (WI)

SDG Number: E3NT3  
Laboratory: Mitkem

E3NX1

2-Methylnaphthalene, Acenaphthylene, Acenaphthene, Dibenzo(a,h)anthracene

E3NX2

Phenanthrene, Fluoranthene, Pyrene

E3NX3DL

Acenaphthene, Fluorene, Anthracene, Dibenzo(a,h)anthracene

E3NX4

2-Methylnaphthalene, Acenaphthylene, Dibenzo(a,h)anthracene

## 11. SYSTEM PERFORMANCE

GC/MS baseline indicated acceptable performance. The GC baseline for the aroclor analyses was acceptable.

## 12. ADDITIONAL INFORMATION

The following SVOA samples have reported concentrations that exceeded the instrument's linear calibration range. These results were flagged "E" by the laboratory and are estimated "J". The results from the diluted samples should be used for result validation.

E3NT3, E3NT6, E3NW7, E3NW8, E3NX0, E3NX3

Phenanthrene, Fluoranthene, Pyrene, Benzo(a)anthracene, Chrysene,  
Benzo(b)fluoranthene, Benzo(k)fluoranthene, Benzo(a)pyrene

E3NT4

Phenanthrene, Fluoranthene, Pyrene, Benzo(a)anthracene, Benzo(b)fluoranthene,  
Benzo(a)pyrene

E3NT5

Phenanthrene, Fluoranthene, Benzo(a)anthracene, Chrysene, Benzo(b)fluoranthene,  
Benzo(a)pyrene, Pyrene

E3NW0

Phenanthrene, Fluoranthene, Pyrene

E3NW6

Phenanthrene, Fluoranthene, Pyrene, Benzo(a)anthracene, Chrysene,  
Benzo(b)fluoranthene, Benzo(k)fluoranthene, Benzo(a)pyrene, Benzo(g,h,i)perlyene

E3NW9

Phenanthrene, Fluoranthene, Pyrene, Benzo(b)fluoranthene

The following semivolatile SIM samples have reported concentrations that exceed the instrument's linear calibration range. The results are flagged "E" by the laboratory and are estimated "J". The following samples were only analyzed once (at a dilution) for SVOA SIM analysis.

E3NT3

Naphthalene, Acenaphthylene, Acenaphthene, Fluorene, Phenanthrene, Anthracene, Fluoranthene, Pyrene, Benzo(a)anthracene, Chrysene, Benzo(b)fluoranthene, Benzo(k)fluoranthene, Benzo(a)pyrene, Indeno(1,2,3-cd)pyrene, Dibenzo(a,h)anthracene, Benzo(g,h,i)perylene

E3NT5

Acenaphthene, Fluorene, Phenanthrene, Anthracene, Fluoranthene, Pyrene, Benzo(a)anthracene, Chrysene, Benzo(b)fluoranthene, Benzo(k)fluoranthene, Benzo(a)pyrene, Indeno(1,2,3-cd)pyrene, Dibenzo(a,h)anthracene

E3NT6, E3NW8, E3NW9, E3NX0

Naphthalene, Acenaphthene, Fluorene, Phenanthrene, Anthracene, Fluoranthene, Pyrene, Benzo(a)anthracene, Chrysene, Benzo(b)fluoranthene, Benzo(k)fluoranthene, Benzo(a)pyrene, Indeno(1,2,3-cd)pyrene, Dibenzo(a,h)anthracene, Benzo(g,h,i)perylene

E3NW0

Naphthalene, Acenaphthene, Fluorene, Phenanthrene, Anthracene, Fluoranthene, Pyrene, Benzo(a)anthracene, Chrysene, Benzo(b)fluoranthene, Benzo(k)fluoranthene, Benzo(a)pyrene, Indeno(1,2,3-cd)pyrene, Dibenzo(a,h)anthracene

E3NW6

2-Methylnaphthalene, Acenaphthylene, Acenaphthene, Fluorene, Phenanthrene, Anthracene, Fluoranthene, Pyrene, Benzo(a)anthracene, Chrysene, Benzo(b)fluoranthene, Benzo(k)fluoranthene, Benzo(a)pyrene, Indeno(1,2,3-cd)pyrene, Dibenzo(a,h)anthracene, Benzo(g,h,i)perylene

E3NX1

Naphthalene, Fluorene, Phenanthrene, Anthracene, Fluoranthene, Pyrene, Benzo(a)anthracene, Chrysene, Benzo(b)fluoranthene, Benzo(k)fluoranthene, Benzo(a)pyrene, Indeno(1,2,3-cd)perylene

E3NX3

Acenaphthene, Fluorene, Phenanthrene, Anthracene, Fluoranthene, Pyrene, Benzo(a)anthracene, Chrysene, Benzo(b)fluoranthene, Benzo(k)fluoranthene, Benzo(a)pyrene, Indeno(1,2,3-cd)pyrene, Dibenzo(a,h)anthracene, Benzo(g,h,i)perylene

E3NX5

Acenaphthene, Fluorene, Phenanthrene, Anthracene, Fluoranthene, Pyrene, Benzo(a)anthracene, Chrysene, Benzo(b)fluoranthene, Benzo(k)fluoranthene

Case Number: 38947  
Site Name: Kinnickinnic River (WI)

SDG Number: E3NT3  
Laboratory: Mitkem

The following semivolatile samples have reported concentrations that exceeded the instrument's linear calibration range. These results were flagged "E" by the laboratory and are estimated "J". No further diluted analysis was performed since this sample was used for QC purposes only.

E3NW9MS

Phenanthrene, Fluoranthene, Pyrene, Chrysene, Benzo(b)fluoranthene

E3NW9MSD

Phenanthrene, Fluoranthene, Pyrene, Chrysene, Benzo(b)fluoranthene,  
Benzo(k)fluoranthene

The following semivolatile SIM samples have reported concentrations that exceed the instrument's linear calibration range in the original and diluted analysis. The results are flagged "E" by the laboratory and are estimated "J". The results with qualification from the diluted samples should be used for result validation.

E3NT7, E3NT8, E3NX4

Naphthalene, 2-Methylnaphthalene, Acenaphthylene, Acenaphthene, Fluorene,  
Phenanthrene, Anthracene, Fluoranthene, Pyrene, Benzo(a)anthracene, Chrysene,  
Benzo(b)fluoranthene, Benzo(k)fluoranthene, Benzo(a)pyrene, Indeno(1,2,3-cd)pyrene,  
Dibenzo(a,h)anthracene

E3NT7DL

Phenanthrene, Anthracene, Fluoranthene, Pyrene, Benzo(a)anthracene, Chrysene,  
Benzo(b)fluoranthene

E3NT8DL

Phenanthrene, Anthracene, Fluoranthene, Pyrene, Benzo(a)anthracene, Chrysene,  
Benzo(b)fluoranthene, Benzo(k)fluoranthene

E3NW1

Naphthalene, 2-Methylnaphthalene, Acenaphthene, Fluorene, Phenanthrene, Anthracene,  
Fluoranthene, Pyrene, Benzo(a)anthracene, Chrysene, Benzo(b)fluoranthene,  
Benzo(k)fluoranthene, Benzo(a)pyrene, Indeno(1,2,3-cd)pyrene, Dibenzo(a,h)anthracene,  
Benzo(g,h,i)perylene

E3NW1DL

Phenanthrene, Fluoranthene, Pyrene, Benzo(a)anthracene, Chrysene,  
Benzo(b)fluoranthene

E3NX4DL

Phenanthrene, Anthracene, Fluoranthene, Pyrene, Benzo(a)anthracene, Chrysene,  
Benzo(b)fluoranthene, Benzo(k)fluoranthene

Case Number: 38947  
Site Name: Kinnickinnic River (WI)

SDG Number: E3NT3  
Laboratory: Mitkem

The following semivolatile SIM samples have reported concentrations that exceeded the instrument's linear calibration range. These results were flagged "E" by the laboratory and are estimated "J". The results from the diluted samples should be used for result validation.

E3NT9, E3NX2  
Phenanthrene, Fluoranthene, Pyrene, Benzo(b)fluoranthene

The following semivolatile SIM samples have reported concentrations that exceeded the instrument's linear calibration range. These results were flagged "E" by the laboratory and are estimated "J". No further diluted analysis was performed since this sample was used for QC purposes only.

E3NW9MS, E3NW9MSD  
Naphthalene, Acenaphthene, Fluorene, Phenanthrene, Anthracene, Fluoranthene, Pyrene, Benzo(a)anthracene, Chrysene, Benzo(b)fluoranthene, Benzo(k)fluoranthene, Benzo(a)pyrene, Indeno(1,2,3-cd)pyrene, Dibenzo(a,h)anthracene, Benzo(g,h,i)perylene

The following Aroclor samples have reported concentrations that exceeded the instrument's linear calibration range. These results were flagged "E" by the laboratory and are estimated "J". The results from the diluted samples should be used for result validation.

E3NT3, E3NX3  
Aroclor 1242, Aroclor 1248, Aroclor 1254

E3NW6, E3NW7, E3NW8  
Aroclor 1248, Aroclor 1254

The following aroclor samples have compound concentrations whose presence were confirmed by GC/MS and are qualified with "C" on the laboratory's Form Is.

E3NX3, E3NX3DL  
Aroclor-1242

E3NW6, E3NW6DL, E3NW7, E3NW7DL, E3NX3, E3NX3DL  
Aroclor-1248

E3NW7, E3NW7DL  
Aroclor-1254

Cadre Data Qualifier Sheet

<u>Qualifiers</u>	<u>Data Qualifier Definitions</u>
U	The analyte was analyzed for, but was not detected above the reported sample quantitation limit.
J	The analyte was positively identified; the associated numerical value is an approximate concentration of the analyte in the sample.
UJ	The analyte was not detected above the reported sample quantitation limit. However, the reported quantitation limit is approximate and may or may not represent the action limit of quantitation necessary to accurately and precisely measure the analyte in the sample.
N	The analysis indicates the presence of an analyte for which there is presumptive evidence to make a tentative identification.
NJ	The analysis indicates the presence of an analyte for which there is presumptive evidence to make a tentative identification and the associated numerical value represents its approximate concentration.
R	The data are unusable. (The compound may or may not be present.)

## **Appendix B**

### **Results**

---

Table B-1  
 KK River Project  
 PCB Aroclor Data, August —December 2009

Final PCB Aroclor Data <sup>1</sup>			Aroclor-1016	Aroclor-1221	Aroclor-1232	Aroclor-1242	Aroclor-1248	Aroclor-1254	Aroclor-1260	Aroclor-1262	Aroclor-1268	Final PCB Total <sup>2</sup>	Prelim. PCB Total <sup>3</sup>
Station Location	EPA Sample No.	Sample Date	(ug/kg)	(ug/kg)	(ug/kg)	(ug/kg)	(ug/kg)	(ug/kg)	(ug/kg)	(ug/kg)	(ug/kg)	(mg/kg)	(mg/kg)
KK-PG-01	E3P84	12/2/2009	37 U <sup>4</sup>	37 U	37 U	37 U	46	24 J <sup>5</sup>	37 U	37 U	37 U	0.144	0.143
KK-PG-01FD	E3P85	12/2/2009	37 U	37 U	37 U	37 U	33 J	37 U	37 U	37 U	37 U	0.1255	0.129
KK-PG-010	E3P94	12/4/2009	38 U	38 U	38 U	38 U	38 U	38 U	38 U	38 U	38 U	0.114	0.114
KK-PG-011	E3P95	12/4/2009	39 U	39 U	39 U	39 U	39 U	39 U	39 U	39 U	39 U	0.117	0.117
KK-PG-011FD	E3P96	12/4/2009	40 U	40 U	55 J	40 U	36 J	40 U	40 U	40 U	40 U	0.136	0.12
KK-PG-012	E3P97	12/4/2009	46 U	46 U	46 U	46 U	37 J	46 U	46 U	46 U	46 U	0.152	0.152
KK-PG-013	E3P98	12/3/2009	39 U	39 U	39 U	39 U	39 U	39 U	39 U	39 U	39 U	0.117	0.117
KK-PG-014	E3P99	12/2/2009	39 U	39 U	39 U	39 U	45	25 J	39 U	39 U	39 U	0.148	0.148
KK-PG-015	E3PA0	12/3/2009	40 U	40 U	40 U	40 U	39 J	22 J	40 U	40 U	40 U	0.141	0.141
KK-PG-016	E3PA1	12/4/2009	57 U	57 U	57 U	57 U	480	390	57 U	57 U	57 U	0.984	0.984
KK-PG-017	E3PA3	12/2/2009	38 U	38 U	38 U	38 U	38 U	38 U	38 U	38 U	38 U	0.114	0.114
KK-PG-018	E3PA2	12/4/2009	38 U	38 U	38 U	38 U	22 J	38 U	38 U	38 U	38 U	0.117	0.117
KK-PG-019	E3PA4	12/3/2009	38 U	38 U	38 U	38 U	38 U	38 U	38 U	38 U	38 U	0.114	0.114
KK-PG-02	E3P86	12/2/2009	39 U	39 U	39 U	39 U	73	39 J	39 U	39 U	39 U	0.19	0.192
KK-PG-020	E3PA5	12/2/2009	39 U	39 U	39 U	39 U	39 U	39 U	39 U	39 U	39 U	0.117	0.114
KK-PG-021	E3PA6	12/3/2009	37 U	37 U	37 U	37 U	23 J	37 U	37 U	37 U	37 U	0.1155	0.1155
KK-PG-021FD	E3PA7	12/3/2009	39 U	39 U	39 U	39 U	37 J	39 U	39 U	39 U	39 U	0.1345	0.1345
KK-PG-022	E3PA8	12/4/2009	40 U	40 U	40 U	40 U	33 J	18 J	40 U	40 U	40 U	0.131	0.131
KK-PG-023	E3PA9	12/2/2009	39 U	39 U	39 U	39 U	39 U	39 U	39 U	39 U	39 U	0.117	0.117
KK-PG-024	E3PB0	12/3/2009	39 U	39 U	39 U	39 U	79	37 J	39 U	39 U	39 U	0.194	0.194
KK-PG-025	E3PB1	12/3/2009	53 U	53 U	53 U	53 U	440	220	53 U	53 U	53 U	0.766	0.766
KK-PG-026	E3PB2	12/2/2009	59 U	59 U	59 U	59 U	2,800	1,400	59 U	59 U	59 U	4.318	3.418
KK-PG-027	E3PB3	12/3/2009	37 U	37 U	37 U	37 U	37 U	37 U	37 U	37 U	37 U	0.111	0.114
KK-PG-028	E3PB4	12/3/2009	38 U	38 U	38 U	38 U	27 U	38 U	38 U	38 U	38 U	0.1085	0.122
KK-PG-029	E3PB5	12/3/2009	38 U	38 U	38 U	38 U	38 U	38 U	38 U	38 U	38 U	0.114	0.114
KK-PG-03	E3P87	12/3/2009	53 U	53 U	53 U	53 U	64	35 J	53 U	53 U	53 U	0.205	0.205
KK-PG-030	E3PB6	12/3/2009	50 U	50 U	50 U	50 U	1,200	600	50 U	50 U	50 U	1.9	1.48
KK-PG-031	E3PB7	12/3/2009	41 U	41 U	41 U	41 U	130	66	41 U	41 U	41 U	0.278	0.278
KK-PG-031FD	E3PB8	12/3/2009	39 U	39 U	39 U	39 U	120	52	39 U	39 U	39 U	0.25	0.25
KK-PG-032	E3PB9	12/3/2009	39 U	39 U	39 U	39 U	39 U	39 U	39 U	39 U	39 U	0.117	0.117
KK-PG-033	E3PC0	12/3/2009	37 U	37 U	37 U	37 U	47	23 J	37 U	37 U	37 U	0.144	0.144
KK-PG-034	E3PC1	12/3/2009	38 U	38 U	38 U	38 U	59	26 J	38 U	38 U	38 U	0.161	0.161
KK-PG-035	E3PC2	12/3/2009	59 U	59 U	59 U	59 U	2,400	1,100	59 U	59 U	59 U	3.618	3.118
KK-PG-036	E3PC3	12/3/2009	39 U	39 U	39 U	39 U	26 J	39 U	39 U	39 U	39 U	0.1235	0.1235
KK-PG-037	E3PC4	12/3/2009	39 U	39 U	39 U	39 U	52	22 J	39 U	39 U	39 U	0.152	0.152
KK-PG-038	E3PC5	12/3/2009	39 U	39 U	39 U	39 U	44	22 J	39 U	39 U	39 U	0.144	0.144
KK-PG-039	E3PC6	12/3/2009	40 U	40 U	40 U	40 U	100	46 J	40 U	40 U	40 U	0.226	0.226
KK-PG-039FD	E3PC7	12/3/2009	40 U	40 U	40 U	40 U	170	70	40 U	40 U	40 U	0.32	0.34
KK-PG-04	E3P88	12/4/2009	41 U	41 U	41 U	41 U	110	54	41 U	41 U	41 U	0.246	0.246
KK-PG-05	E3P89	12/3/2009	44 U	44 U	44 U	44 U	50	25 J	44 U	44 U	44 U	0.163	0.163
KK-PG-06	E3P90	12/3/2009	43 U	43 U	43 U	43 U	28 J	43 U	43 U	43 U	43 U	0.1355	0.1355
KK-PG-07	E3P91	12/3/2009	37 U	37 U	37 U	37 U	37 U	37 U	37 U	37 U	37 U	0.111	0.111
KK-PG-08	E3P92	12/3/2009	39 U	39 U	39 U	39 U	39 U	39 U	39 U	39 U	39 U	0.117	0.117
KK-PG-09	E3P93	12/2/2009	42 U	42 U	42 U	42 U	68	39 J	42 U	42 U	42 U	0.191	0.191
KK-SD001-A	E3N03	8/11/2009	91 U	91 U	91 U	91 U	6,500	3,400	430	91 U	91 U	10.4665	10.316
KK-SD001-B	E3N04	8/11/2009	330 U	330 U	330 U	330 U	26,000	13,000 J	910 J	330 U	330 U	40.405	20.9825
KK-SD001-C1	E3N05	8/11/2009	310 U	310 U	310 U	310 U	20,000	9,400	1,100	310 U	310 U	30.965	29.642
KK-SD001-C3	E3N06	8/11/2009	100 U	100 U	100 U	100 U	6,500	3,000	370	100 U	100 U	10.02	10.942
KK-SD002-A	E3N26	8/12/2009	100 U	100 U	100 U	3,400 J	2,700	980 J	450	100 U	100 U	7.63	6.132
KK-SD002-B	E3N27	8/12/2009	98 U	98 U	98 U	98 U	3,500	3,200 J	470	98 U	98 U	7.317	5.949
KK-SD002-C1	E3N28	8/12/2009	110 U	110 U	110 U	110 U	5,600	2,900 J	1,100 J	110 U	110 U	9.765	10.284
KK-SD002-C1-FD	E3N29	8/12/2009	150 U	150 U	150 U	150 U	7,700	4,000 J	980	150 U	150 U	12.905	11.732
KK-SD002-C2	E3N30	8/12/2009	55 U	55 U	55 U	55 U	55 U	840 J	240	55 U	55 U	1.19	1.6125



Table B-1  
 KK River Project  
 PCB Aroclor Data, August –December 2009

Final PCB Aroclor Data <sup>1</sup>			Aroclor-1016	Aroclor-1221	Aroclor-1232	Aroclor-1242	Aroclor-1248	Aroclor-1254	Aroclor-1260	Aroclor-1262	Aroclor-1268	Final PCB Total <sup>2</sup>	Prelim. PCB Total <sup>3</sup>
Station Location	EPA Sample No.	Sample Date	(ug/kg)	(ug/kg)	(ug/kg)	(ug/kg)	(ug/kg)	(ug/kg)	(ug/kg)	(ug/kg)	(ug/kg)	(mg/kg)	(mg/kg)
KK-SD002-C3	E3N31	8/12/2009	48 U	48 U	48 U	48 U	48 U	120	39 J	48 U	48 U	0.255	0.264
KK-SD004-A	E3N32	8/12/2009	41 U	41 U	41 U	2,100 J	1,600	520	180	41 U	41 U	4.441	4.241
KK-SD004-N	E3N33	8/12/2009	39 U	39 U	39 U	1,100	1,100	330	100	39 U	39 U	2.669	2.669
KK-SD005-A	E3ZT7	8/11/2009	160 U	160 U	160 U	160 U	11,000	5,600	820	160 U	160 U	17.66	14.102
KK-SD005-B	E3ZT8	8/11/2009	45 U	45 U	45 U	45 U	290	120 J	36 J	45 U	45 U	0.5135	0.741
KK-SD005-N	E3ZT9	8/11/2009	40 U	40 U	40 U	40 U	40 U	40 U	40 U	40 U	40 U	0.12	0.12
KK-SD006-A	E3N36	8/12/2009	60 U	60 U	60 U	2,000	1,700	870	440 J	60 U	60 U	5.07	2.873
KK-SD006-B	E3N37	8/12/2009	54 U	54 U	54 U	54 U	54 U	1,700	880	54 U	54 U	2.688	1.486
KK-SD006-C1	E3N38	8/12/2009	53 U	53 U	53 U	53 U	53 U	940	350 J	53 U	53 U	1.396	0.796
KK-SD006-C2	E3N39	8/12/2009	55 U	55 U	55 U	55 U	55 U	130 J	120 J	55 U	55 U	0.36	0.213
KK-SD006-C3	E3N40	8/12/2009	51 U	51 U	51 U	51 U	51 U	68 J	51 U	51 U	51 U	0.1955	0.1265
KK-SD006-N	E3N41	8/12/2009	42 U	42 U	42 U	42 U	42 U	42 U	42 U	42 U	42 U	0.126	0.099
KK-SD007-A	E3N62	8/13/2009	58 U	58 U	58 U	58 U	58 U	2,900	1,300 J	58 U	58 U	4.316	2.186
KK-SD007-B	E3N63	8/13/2009	56 U	56 U	56 U	56 U	56 U	2,200	1,000	56 U	56 U	3.312	1.686
KK-SD007-C1	E3N64	8/13/2009	57 U	57 U	57 U	57 U	57 U	1,400	340	57 U	57 U	1.854	1.066
KK-SD007-C2	E3N65	8/13/2009	59 U	59 U	59 U	59 U	59 U	420 J	240	59 U	59 U	0.778	0.436
KK-SD007-C2-FD	E3N66	8/13/2009	57 U	57 U	57 U	57 U	57 U	310 J	260 J	57 U	57 U	0.684	0.396
KK-SD007-C3	E3N67	8/13/2009	55 U	55 U	55 U	55 U	55 U	55 U	58 J	55 U	55 U	0.1955	0.1955
KK-SD007-N	E3N68	8/13/2009	39 U	39 U	39 U	39 U	39 U	39 U	39 U	39 U	39 U	0.117	0.117
KK-SD008-A	E3N34	8/12/2009	49 U	49 U	49 U	590	570	260 J	82 J	49 U	49 U	1.551	1.295
KK-SD008-N	E3N35	8/12/2009	38 U	38 U	38 U	38 U	38 U	38 U	38 U	38 U	38 U	0.114	0.114
KK-SD009-A	E3MZ9	8/11/2009	52 U <sup>6</sup>	52 U	52 U	52 U	36 J	52 U	52 U	52 U	52 U	0.166	0.18
KK-SD009-B	E3N00	8/11/2009	51 U	51 U	51 U	51 U	46 J	51 U	51 U	51 U	51 U	0.1735	0.205
KK-SD009-B-FD	E3N01	8/11/2009	54 U	54 U	54 U	54 U	60	54 U	54 U	54 U	54 U	0.195	0.238
KK-SD009-N	E3N02	8/11/2009	37 U	37 U	37 U	37 U	37 U	37 U	37 U	37 U	37 U	0.111	0.111
KK-SD010-A	E3N42	8/13/2009	180 U	180 U	180 U	180 U	6,600 J	7,000	2,300	180 U	180 U	16.17	12.8915
KK-SD010-B	E3N43	8/13/2009	54 U	54 U	54 U	54 U	1,100 J	1,500	570 J	54 U	54 U	3.251	3.251
KK-SD010-C1	E3N44	8/13/2009	56 U	56 U	56 U	56 U	56 U	1,100	410	56 U	56 U	1.622	1.352
KK-SD010-C1-FD	E3N45	8/13/2009	56 U	56 U	56 U	56 U	56 U	1,100	430	56 U	56 U	1.642	1.462
KK-SD010-C2	E3N46	8/13/2009	53 U	53 U	53 U	53 U	53 U	41 J	59 J	53 U	53 U	0.206	0.206
KK-SD010-C3	E3N47	8/13/2009	57 U	57 U	57 U	57 U	57 U	57 U	57 U	57 U	57 U	0.171	0.159
KK-SD010-N	E3N48	8/13/2009	42 U	42 U	42 U	42 U	42 U	42 U	42 U	42 U	42 U	0.126	0.126
KK-SD011-A	E3N49	8/13/2009	54 U	54 U	54 U	54 U	54 U	740	260 J	54 U	54 U	1.108	1.108
KK-SD011-B	E3N50	8/13/2009	50 U	50 U	50 U	50 U	50 U	600	230 J	50 U	50 U	0.93	0.93
KK-SD011-C1	E3N51	8/13/2009	52 U	52 U	52 U	52 U	52 U	350	130 J	52 U	52 U	0.584	0.544
KK-SD011-C2	E3N52	8/13/2009	48 U	48 U	48 U	48 U	48 U	48 U	48 U	48 U	48 U	0.144	0.144
KK-SD011-C2-FD	E3N53	8/13/2009	48 U	48 U	48 U	48 U	48 U	48 U	48 U	48 U	48 U	0.144	0.144
KK-SD011-C3	E3N54	8/13/2009	51 U	51 U	51 U	51 U	51 U	51 U	51 U	51 U	51 U	0.153	0.099
KK-SD011-N	E3N55	8/13/2009	39 U	39 U	39 U	39 U	39 U	39 U	39 U	39 U	39 U	0.117	0.099
KK-SD012-A	E3N07	8/12/2009	67 U	67 U	67 U	67 U	67 U	750	180	67 U	67 U	1.064	1.3905
KK-SD012-B	E3N08	8/12/2009	66 U	66 U	66 U	66 U	66 U	1,000 J	240	66 U	66 U	1.372	1.949
KK-SD012-C1	E3N09	8/12/2009	62 U	62 U	62 U	62 U	62 U	440	160 J	62 U	62 U	0.724	1.074
KK-SD012-C2	E3N10	8/12/2009	61 U	61 U	61 U	61 U	61 U	130 J	240 J	61 U	61 U	0.492	0.422
KK-SD012-C3	E3N11	8/12/2009	52 U	52 U	52 U	52 U	52 U	52 U	52 U	52 U	52 U	0.156	0.162
KK-SD012-C3-FD	E3N12	8/12/2009	54 U	54 U	54 U	54 U	54 U	54 U	54 U	54 U	54 U	0.162	0.228
KK-SD012-N	E3N13	8/12/2009	40 U	40 U	40 U	40 U	40 U	40 U	40 U	40 U	40 U	0.12	0.12
KK-SD013-A	E3ZW0	8/11/2009	48 U	48 U	48 U	48 U	48 U	48 U	48 U	48 U	48 U	0.144	0.144
KK-SD013-B	E3ZW1	8/11/2009	46 U	46 U	46 U	46 U	46 U	46 U	46 U	46 U	46 U	0.138	0.138
KK-SD013-C1	E3ZW2	8/11/2009	41 U	41 U	41 U	41 U	41 U	41 U	41 U	41 U	41 U	0.123	0.123
KK-SD013-N	E3ZW3	8/11/2009	38 U	38 U	38 U	38 U	38 U	38 U	38 U	38 U	38 U	0.114	0.114
KK-SD014-A	E3N56	8/13/2009	57 U	57 U	57 U	57 U	57 U	2,400	870	57 U	57 U	3.384	1.886
KK-SD014-B	E3N57	8/13/2009	55 U	55 U	55 U	55 U	55 U	2,200	840	55 U	55 U	3.15	1.546
KK-SD014-C1	E3N58	8/13/2009	58 U	58 U	58 U	58 U	58 U	3,000	1,200	58 U	58 U	4.316	1.856

Table B-1  
 KK River Project  
 PCB Aroclor Data, August –December 2009

Final PCB Aroclor Data <sup>1</sup>			Aroclor-1016	Aroclor-1221	Aroclor-1232	Aroclor-1242	Aroclor-1248	Aroclor-1254	Aroclor-1260	Aroclor-1262	Aroclor-1268	Final PCB Total <sup>2</sup>	Prelim. PCB Total <sup>3</sup>
Station Location	EPA Sample No.	Sample Date	(ug/kg)	(ug/kg)	(ug/kg)	(ug/kg)	(ug/kg)	(ug/kg)	(ug/kg)	(ug/kg)	(ug/kg)	(mg/kg)	(mg/kg)
KK-SD014-C2	E3N59	8/13/2009	54 U	54 U	54 U	54 U	54 U	180 J	81	54 U	54 U	0.369	0.225
KK-SD014-C3	E3N60	8/13/2009	52 U	52 U	52 U	52 U	52 U	52 U	52 U	52 U	52 U	0.156	0.099
KK-SD014-N	E3N61	8/13/2009	44 U	44 U	44 U	44 U	44 U	44 U	44 U	44 U	44 U	0.132	0.099
KK-SD015-A	E3N78	8/13/2009	55 U	55 U	55 U	55 U	55 U	620	180 J	55 U	55 U	0.91	1.13
KK-SD015-B	E3N79	8/13/2009	55 U	55 U	55 U	55 U	55 U	280 J	180	55 U	55 U	0.57	0.5715
KK-SD015-C1	E3N80	8/13/2009	52 U	52 U	52 U	52 U	52 U	250 J	140 J	52 U	52 U	0.494	0.494
KK-SD015-C2	E3N81	8/13/2009	51 U	51 U	51 U	51 U	51 U	120	51 U	51 U	51 U	0.2475	0.2475
KK-SD015-N	E3N82	8/13/2009	39 U	39 U	39 U	39 U	39 U	39 U	39 U	39 U	39 U	0.117	0.117
KK-SD016-A	E3N14	8/12/2009	54 U	54 U	54 U	54 U	54 U	54 U	54 U	54 U	54 U	0.162	0.245
KK-SD016-B	E3N15	8/12/2009	48 U	48 U	48 U	48 U	48 U	48 U	48 U	48 U	48 U	0.144	0.144
KK-SD016-C1	E3N16	8/12/2009	52 U	52 U	52 U	52 U	52 U	52 U	52 U	52 U	52 U	0.156	0.156
KK-SD016-C2	E3N17	8/12/2009	45 U	45 U	45 U	45 U	45 U	45 U	45 U	45 U	45 U	0.135	0.135
KK-SD016-N	E3N18	8/12/2009	40 U	40 U	40 U	40 U	40 U	40 U	40 U	40 U	40 U	0.12	0.12
KK-SD017-A	E3N69	8/13/2009	120 U	120 U	120 U	120 U	6,700	5,400	1,700 J	120 U	120 U	13.98	11.187
KK-SD017-B	E3N70	8/13/2009	54 U	54 U	54 U	54 U	2,100 J	2,900	980	54 U	54 U	6.061	5.301
KK-SD017-C1	E3N71	8/13/2009	56 U	56 U	56 U	56 U	710 J	1,300	530	56 U	56 U	2.624	2.114
KK-SD017-C1-FD	E3N72	8/13/2009	56 U	56 U	56 U	56 U	56 U	2,700	1,100 J	56 U	56 U	3.912	3.712
KK-SD017-C2	E3N73	8/13/2009	56 U	56 U	56 U	56 U	56 U	190 J	56 U	56 U	56 U	0.33	0.33
KK-SD017-C3	E3N74	8/13/2009	53 U	53 U	53 U	53 U	53 U	53 U	53 U	53 U	53 U	0.159	0.099
KK-SD017-N	E3N75	8/13/2009	46 U	46 U	46 U	46 U	46 U	46 U	46 U	46 U	46 U	0.138	0.138
KK-SD018-A	E3N83	8/13/2009	170 U	170 U	170 U	170 U	5,700	3,500	170 U	170 U	170 U	9.54	9.484
KK-SD018-B	E3N84	8/13/2009	160 U	160 U	160 U	160 U	7,200	4,000	160 U	160 U	160 U	11.52	11.181
KK-SD018-C1	E3N85	8/13/2009	52 U	52 U	52 U	52 U	52 U	470	190 J	52 U	52 U	0.764	0.764
KK-SD018-C1-FD	E3N86	8/13/2009	51 U	51 U	51 U	51 U	1,300	1,300	420 J	51 U	51 U	3.0965	2.5165
KK-SD018-C2	E3N87	8/13/2009	54 U	54 U	54 U	54 U	54 U	54 U	54 U	54 U	54 U	0.162	0.162
KK-SD018-C3	E3N88	8/13/2009	52 U	52 U	52 U	52 U	52 U	52 U	52 U	52 U	52 U	0.156	0.156
KK-SD018-N	E3N89	8/13/2009	39 U	39 U	39 U	39 U	170	95 J	39 U	39 U	39 U	0.343	0.343
KK-SD019-A	E3N19	8/12/2009	60 U	60 U	60 U	400 J	470	310	90	60 U	60 U	1.33	1.113
KK-SD019-B	E3N20	8/12/2009	53 U	53 U	53 U	53 U	53 U	53 U	53 U	53 U	53 U	0.159	0.159
KK-SD019-C1	E3N21	8/12/2009	54 U	54 U	54 U	54 U	54 U	54 U	54 U	54 U	54 U	0.162	0.162
KK-SD019-C1-FD	E3N22	8/12/2009	52 U	52 U	52 U	52 U	52 U	52 U	52 U	52 U	52 U	0.156	0.156
KK-SD019-C2	E3N23	8/12/2009	50 U	50 U	50 U	50 U	50 U	50 U	50 U	50 U	50 U	0.15	0.15
KK-SD019-C3	E3N24	8/12/2009	39 U	39 U	39 U	39 U	39 U	39 U	39 U	39 U	39 U	0.117	0.117
KK-SD019-N	E3N25	8/12/2009	39 U	39 U	39 U	39 U	39 U	39 U	39 U	39 U	39 U	0.117	0.117
KK-SD020-A	E3ZW4	8/11/2009	59 U	59 U	59 U	59 U	2,600	1,300 J	320	59 U	59 U	4.3085	6.179
KK-SD020-B	E3ZW5	8/11/2009	58 U	58 U	58 U	58 U	560	230	85	58 U	58 U	0.962	1.613
KK-SD020-C1	E3ZW6	8/11/2009	48 U	48 U	48 U	48 U	48 U	48 U	48 U	48 U	48 U	0.144	0.144
KK-SD020-C1-FD	E3ZW7	8/11/2009	48 U	48 U	48 U	48 U	48 U	48 U	48 U	48 U	48 U	0.144	0.144
KK-SD020-N	E3ZW8	8/11/2009	42 U	42 U	42 U	42 U	42 U	42 U	42 U	42 U	42 U	0.126	0.126
KK-SD021-A	E3ZW9	8/11/2009	56 U	56 U	56 U	56 U	130	130	56 U	56 U	56 U	0.372	0.484
KK-SD021-B	E3ZX0	8/11/2009	56 U	56 U	56 U	56 U	53 J	140	56 U	56 U	56 U	0.305	0.338
KK-SD021-C1	E3ZX1	8/11/2009	51 U	51 U	51 U	51 U	51 U	51 U	51 U	51 U	51 U	0.153	0.1615
KK-SD021-C2	E3ZX2	8/11/2009	49 U	49 U	49 U	49 U	49 U	49 U	49 U	49 U	49 U	0.147	0.147
KK-SD021-N	E3ZX3	8/11/2009	39 U	39 U	39 U	39 U	39 U	39 U	39 U	39 U	39 U	0.117	0.117
KK-SD022-A	E3ZX4	8/10/2009	57 U	57 U	57 U	57 U	57 U	230 J	130	57 U	57 U	0.474	0.6265
KK-SD022-B	E3ZX5	8/10/2009	54 U	54 U	54 U	54 U	54 U	300 J	140	54 U	54 U	0.548	0.741
KK-SD022-C1	E3ZX6	8/10/2009	59 U	59 U	59 U	59 U	59 U	1,100 J	590 J	59 U	59 U	1.808	2.5285
KK-SD022-C2	E3ZX7	8/10/2009	54 U	54 U	54 U	54 U	54 U	29 J	54 U	54 U	54 U	0.164	0.183
KK-SD022-N	E3ZX8	8/10/2009	38 U	38 U	38 U	38 U	38 U	38 U	38 U	38 U	38 U	0.114	0.114
KK-SD023-A	E3NA9	8/18/2009	63 U	63 U	63 U	63 U	1,200 J	1,700	780	63 U	63 U	3.7745	2.9845
KK-SD023-B	E3NB0	8/18/2009	57 U	57 U	57 U	57 U	280 J	390	57 U	57 U	57 U	0.784	0.784
KK-SD023-C1	E3NB1	8/18/2009	54 U	54 U	54 U	54 U	100 J	160	54 U	54 U	54 U	0.368	0.368
KK-SD023-C2	E3NB2	8/18/2009	53 U	53 U	53 U	53 U	220 J	180 J	53 U	53 U	53 U	0.506	0.339

Table B-1  
 KK River Project  
 PCB Aroclor Data, August —December 2009

Final PCB Aroclor Data <sup>1</sup>			Aroclor-1016	Aroclor-1221	Aroclor-1232	Aroclor-1242	Aroclor-1248	Aroclor-1254	Aroclor-1260	Aroclor-1262	Aroclor-1268	Final PCB Total <sup>2</sup>	Prelim. PCB Total <sup>3</sup>
Station Location	EPA Sample No.	Sample Date	(ug/kg)	(ug/kg)	(ug/kg)	(ug/kg)	(ug/kg)	(ug/kg)	(ug/kg)	(ug/kg)	(ug/kg)	(mg/kg)	(mg/kg)
KK-SD023-C3	E3NB3	8/18/2009	52 U	52 U	52 U	52 U	52 U	40 J	52 U	52 U	52 U	0.17	0.17
KK-SD023-N	E3NB4	8/18/2009	45 U	45 U	45 U	45 U	45 U	45 U	45 U	45 U	45 U	0.135	0.135
KK-SD024-A	E3NB5	8/18/2009	59 U	59 U	59 U	59 U	59 U	2,600	1,300	59 U	59 U	4.018	4.018
KK-SD024-B	E3NB6	8/18/2009	54 U	54 U	54 U	54 U	54 U	1,100	590 J	54 U	54 U	1.798	1.798
KK-SD024-C1	E3NB7	8/18/2009	54 UJ	54 U	54 U	54 U	54 U	650 J	54 UJ	54 U	54 U	0.785	0.785
KK-SD024-C1FD	E3NB8	8/18/2009	52 U	52 U	52 U	52 U	52 U	1,700	790	52 U	52 U	2.594	2.594
KK-SD024-C2	E3NB9	8/18/2009	54 U	54 U	54 U	54 U	54 U	480	54 U	54 U	54 U	0.615	0.615
KK-SD024-C3	E3NC0	8/18/2009	50 U	50 U	50 U	50 U	50 U	130 J	50 U	50 U	50 U	0.255	0.255
KK-SD024-N	E3NC1	8/18/2009	43 U	43 U	43 U	43 U	43 U	43 U	43 U	43 U	43 U	0.129	0.129
KK-SD025-A	E3NC2	8/18/2009	58 U	58 U	58 U	58 U	110 J	75 J	58 U	58 U	58 U	0.301	0.301
KK-SD025-B	E3NC3	8/18/2009	60 U	60 U	60 U	60 U	60 U	60 U	60 U	60 U	60 U	0.18	0.18
KK-SD025-C1	E3NC4	8/18/2009	56 U	56 U	56 U	56 U	56 U	56 U	56 U	56 U	56 U	0.168	0.168
KK-SD025-C2	E3NC5	8/18/2009	54 U	54 U	54 U	54 U	54 U	54 U	54 U	54 U	54 U	0.162	0.162
KK-SD025-C3	E3NC6	8/18/2009	51 U	51 U	51 U	51 U	51 U	51 U	51 U	51 U	51 U	0.153	0.153
KK-SD025-N	E3NC7	8/18/2009	52 U	52 U	52 U	52 U	52 U	52 U	52 U	52 U	52 U	0.156	0.156
KK-SD026-A	E3N90	8/19/2009	54 U	54 U	54 U	54 U	54 U	210	270	54 U	54 U	0.588	0.468
KK-SD026-B	E3N91	8/19/2009	55 U	55 U	55 U	55 U	55 U	270	280 J	55 U	55 U	0.66	0.55
KK-SD026-C1	E3N92	8/19/2009	54 U	54 U	54 U	54 U	54 U	110 J	54 U	54 U	54 U	0.245	0.316
KK-SD026-C2	E3N93	8/19/2009	53 U	53 U	53 U	53 U	53 U	68 J	53 U	53 U	53 U	0.2005	0.234
KK-SD026-C3	E3N94	8/19/2009	47 U	47 U	47 U	47 U	47 U	56 J	47 U	47 U	47 U	0.1735	0.18
KK-SD026-C3FD	E3N95	8/19/2009	47 U	47 U	47 U	47 U	47 U	31 J	47 U	47 U	47 U	0.1485	0.159
KK-SD026-N	E3N96	8/19/2009	43 U	43 U	43 U	43 U	43 U	43 U	43 U	43 U	43 U	0.129	0.135
KK-SD027-A	E3NE7	8/20/2009	58 U	58 U	58 U	58 U	58 U	2,800	1,300	58 U	58 U	4.216	3.816
KK-SD027-B	E3NE8	8/20/2009	55 U	55 U	55 U	55 U	55 U	1,000	480	55 U	55 U	1.59	1.69
KK-SD027-C1	E3NE9	8/20/2009	56 U	56 U	56 U	56 U	56 U	500 J	190 J	56 U	56 U	0.802	0.852
KK-SD027-C2	E3NF0	8/20/2009	54 U	54 U	54 U	54 U	54 U	54 U	160 J	54 U	54 U	0.295	0.376
KK-SD027-C3	E3NF1	8/20/2009	50 U	50 U	50 U	50 U	50 U	50 U	50 U	50 U	50 U	0.15	0.152
KK-SD027-N	E3NF2	8/20/2009	47 U	47 U	47 U	47 U	47 U	47 U	47 U	47 U	47 U	0.141	0.141
KK-SD028-A	E3NF3	8/20/2009	110 U	110 U	110 U	110 U	2,400 J	1,500	410 J	110 U	110 U	4.475	4.411
KK-SD028-B	E3NF4	8/20/2009	280 U	280 U	280 U	280 U	5,400 J	4,700	1,300 J	280 U	280 U	11.82	10.984
KK-SD028-C1	E3NF5	8/20/2009	54 U	54 U	54 U	54 U	54 U	2,300	1,100	54 U	54 U	3.508	4.831
KK-SD028-C1-FD	E3NF6	8/20/2009	53 UJ	53 UJ	53 UJ	53 UJ	53 UJ	580 J	280 J	53 UJ	53 UJ	0.966	1.9595
KK-SD028-C2	E3NF7	8/20/2009	52 U	52 U	52 U	52 U	52 U	52 U	52 U	52 U	52 U	0.156	0.156
KK-SD028-C3	E3NF8	8/20/2009	53 U	53 U	53 U	53 U	53 U	53 U	53 U	53 U	53 U	0.159	0.159
KK-SD028-N	E3NF9	8/20/2009	52 U	52 U	52 U	52 U	52 U	52 U	52 U	52 U	52 U	0.156	0.156
KK-SD029-A	E3N97	8/19/2009	120 U	120 U	120 U	120 U	7,000	4,900	2,100 J	120 U	120 U	14.18	7.518
KK-SD029-B	E3N98	8/19/2009	55 U	55 U	55 U	55 U	1,300 J	1,800	840	55 U	55 U	4.0225	2.14
KK-SD029-C1	E3N99	8/19/2009	55 U	55 U	55 U	55 U	55 U	210 J	97 J	55 U	55 U	0.417	0.5
KK-SD029-C1FD	E3NA0	8/19/2009	56 U	56 U	56 U	56 U	56 U	520 J	280 J	56 U	56 U	0.912	0.882
KK-SD029-C2	E3NA1	8/19/2009	53 U	53 U	53 U	53 U	76 J	120 J	53 U	53 U	53 U	0.302	0.302
KK-SD029-C3	E3NA2	8/19/2009	41 U	41 U	41 U	41 U	41 U	27 J	41 U	41 U	41 U	0.1295	0.1295
KK-SD029-N	E3NA3	8/19/2009	44 U	44 U	44 U	44 U	44 U	44 U	44 U	44 U	44 U	0.132	0.132
KK-SD030-A	E3NA4	8/19/2009	52 U	52 U	52 U	52 U	4,400	3,100	1,300 J	52 U	52 U	8.878	3.404
KK-SD030-B	E3NA5	8/19/2009	100 U	100 U	100 U	100 U	3,600	2,000	1,000 U	100 U	100 U	6.25	5.702
KK-SD030-C1	E3NA6	8/19/2009	100 U	100 U	100 U	100 U	5,800	3,000	1,300 J	100 U	100 U	10.25	5.202
KK-SD030-C2	E3NA7	8/19/2009	52 U	52 U	52 U	52 U	52 U	52 U	52 U	52 U	52 U	0.156	0.156
KK-SD030-N	E3NA8	8/19/2009	52 U	52 U	52 U	52 U	52 U	52 U	52 U	52 U	52 U	0.156	0.156
KK-SD031-A	E3NN7	8/22/2009	55 U	55 U	55 U	55 U	55 U	3,800	1,600	55 U	55 U	5.51	5.51
KK-SD031-B	E3NN8	8/22/2009	53 U	53 U	53 U	53 U	53 U	2,100	770 J	53 U	53 U	2.976	2.976
KK-SD031-C1	E3NN9	8/22/2009	55 UJ	55 U	55 U	55 U	55 U	1,100	480 J	55 U	55 U	1.69	1.69
KK-SD031-C1FD	E3NS7	8/22/2009	54 U	54 U	54 U	54 U	54 U	2,200	960	54 U	54 U	3.268	3.268
KK-SD031-C2	E3NP0	8/22/2009	54 U	54 U	54 U	54 U	54 U	96	54 U	54 U	54 U	0.231	0.231
KK-SD031-C3	E3NP1	8/22/2009	46 U	46 U	46 U	46 U	46 U	46 U	46 U	46 U	46 U	0.138	0.138

Table B-1  
 KK River Project  
 PCB Aroclor Data, August —December 2009

Final PCB Aroclor Data <sup>1</sup>			Aroclor-1016	Aroclor-1221	Aroclor-1232	Aroclor-1242	Aroclor-1248	Aroclor-1254	Aroclor-1260	Aroclor-1262	Aroclor-1268	Final PCB Total <sup>2</sup>	Prelim. PCB Total <sup>3</sup>
Station Location	EPA Sample No.	Sample Date	(ug/kg)	(ug/kg)	(ug/kg)	(ug/kg)	(ug/kg)	(ug/kg)	(ug/kg)	(ug/kg)	(ug/kg)	(mg/kg)	(mg/kg)
KK-SD031-N	E3NP2	8/22/2009	45 U	45 U	45 U	45 U	45 U	45 U	45 U	45 U	45 U	0.135	0.135
KK-SD032-A	E3NG0	8/20/2009	110 U	110 U	110 U	110 U	3,500	3,400 J	490 J	110 U	110 U	7.555	8.921
KK-SD032-B	E3NG1	8/20/2009	110 U	110 U	110 U	110 U	4,400	2,200 J	410 J	110 U	110 U	7.175	7.1255
KK-SD032-C1	E3NG2	8/20/2009	110 U	110 U	110 U	110 U	2,500 J	1,500	380 J	110 U	110 U	4.545	5.131
KK-SD032-C2	E3NG3	8/20/2009	61 U	61 U	61 U	61 U	61 U	750 J	61 U	61 U	61 U	0.9025	2.1615
KK-SD032-C2-FD	E3NG4	8/20/2009	57 U	57 U	57 U	57 U	57 U	1,000	350 J	57 U	57 U	1.464	2.1555
KK-SD032-C3	E3NG5	8/20/2009	52 UJ	52 UJ	52 UJ	52 UJ	52 UJ	52 UJ	85 J	52 UJ	52 UJ	0.215	0.202
KK-SD032-N	E3NG6	8/20/2009	44 U	44 U	44 U	44 U	44 U	44 U	44 U	44 U	44 U	0.132	0.132
KK-SD033-A	E3NC8	8/19/2009	51 U	51 U	51 U	51 U	550	230 J	120 J	51 U	51 U	0.9765	0.9765
KK-SD033-B	E3NC9	8/19/2009	56 U	56 U	56 U	56 U	130	53 J	56 U	56 U	56 U	0.295	0.323
KK-SD033-C1	E3ND0	8/18/2009	55 U	55 U	55 U	55 U	48 J	55 U	55 U	55 U	55 U	0.1855	0.218
KK-SD033-C2	E3ND1	8/19/2009	58 U	58 U	58 U	58 U	58 U	58 U	58 U	58 U	58 U	0.174	0.174
KK-SD033-C2FD	E3ND2	8/19/2009	56 U	56 U	56 U	56 U	56 U	56 U	56 U	56 U	56 U	0.168	0.168
KK-SD033-C3	E3ND3	8/19/2009	56 U	56 U	56 U	56 U	53 J	56 U	56 U	56 U	56 U	0.193	0.227
KK-SD033-N	E3ND4	8/19/2009	57 U	57 U	57 U	57 U	57 U	57 U	57 U	57 U	57 U	0.171	0.171
KK-SD034-A	E3NP3	8/22/2009	56 U	56 U	56 U	56 U	3,100	1,600	780 J	56 U	56 U	5.564	5.564
KK-SD034-B	E3NP4	8/22/2009	53 U	53 U	53 U	53 U	3,500	2,100	1,000 J	53 U	53 U	6.6795	5.9595
KK-SD034-C1	E3NP5	8/22/2009	160 U	160 U	160 U	160 U	8,900	4,800	2,000 J	160 U	160 U	15.94	15.94
KK-SD034-C2	E3NP6	8/22/2009	100 U	100 U	100 U	100 U	3,300	2,800	910 J	100 U	100 U	7.16	7.01
KK-SD034-C3	E3NP7	8/22/2009	54 U	54 U	54 U	54 U	54 U	390	160 J	54 U	54 U	0.658	0.658
KK-SD034-N	E3NP8	8/22/2009	44 U	44 U	44 U	44 U	44 U	44 U	44 U	44 U	44 U	0.132	0.132
KK-SD035-A	E3NP9	8/22/2009	57 U	57 U	57 U	57 U	57 U	2,800	1,200 J	57 U	57 U	4.114	3.384
KK-SD035-B	E3NQ0	8/22/2009	55 U	55 U	55 U	55 U	55 U	2,400	1,000	55 U	55 U	3.51	3.51
KK-SD035-C1	E3NQ1	8/22/2009	54 U	54 U	54 U	54 U	54 U	1,800	810 J	54 U	54 U	2.718	2.098
KK-SD035-C2	E3NQ2	8/22/2009	55 U	55 U	55 U	55 U	55 U	550	390	55 U	55 U	1.05	0.513
KK-SD035-C3	E3NQ3	8/22/2009	54 U	54 U	54 U	54 U	54 U	39 J	54 U	54 U	54 U	0.174	0.174
KK-SD035-C3FD	E3NQ4	8/22/2009	52 U	52 U	52 U	52 U	52 U	41 J	52 U	52 U	52 U	0.171	0.171
KK-SD035-N	E3NQ5	8/22/2009	46 U	46 U	46 U	46 U	46 U	46 U	46 U	46 U	46 U	0.138	0.138
KK-SD036-A	E3NH8	8/20/2009	240 U	240 U	240 U	240 U	6,800	3,300 J	950 J	240 U	240 U	11.41	11.5885
KK-SD036-B	E3NH9	8/20/2009	170 U	170 U	170 U	170 U	4,100 J	2,700	770 J	170 U	170 U	7.825	7.414
KK-SD036-C1	E3NJ0	8/20/2009	110 U	110 U	110 U	110 U	110 U	1,700	730 J	110 U	110 U	2.65	2.338
KK-SD036-C2	E3NJ1	8/20/2009	57 U	57 U	57 U	57 U	57 U	150	120	57 U	57 U	0.384	0.358
KK-SD036-C3	E3NJ2	8/20/2009	52 U	52 U	52 U	52 U	52 U	52 U	52 U	52 U	52 U	0.156	0.156
KK-SD036-N	E3NJ3	8/20/2009	48 U	48 U	48 U	48 U	48 U	48 U	48 U	48 U	48 U	0.144	0.144
KK-SD037-A	E3NJ4	8/21/2009	58 U	58 U	58 U	58 U	58 U	58 U	58 U	58 U	58 U	0.174	0.174
KK-SD037-B	E3NJ5	8/21/2009	270 U	270 U	270 U	270 U	7,100 J	4,900	1,300 J	270 U	270 U	13.705	13.481
KK-SD037-C1	E3NJ6	8/21/2009	270 U	270 U	270 U	270 U	5,300 J	3,700	960 J	270 U	270 U	10.365	10.181
KK-SD037-C2	E3NJ7	8/21/2009	55 U	55 U	55 U	55 U	2,100 J	2,400 J	1,100 J	55 U	55 U	5.6825	5.5525
KK-SD037-C3	E3NJ8	8/21/2009	51 U	51 U	51 U	51 U	51 U	250 J	130 J	51 U	51 U	0.482	0.482
KK-SD037-C3-FD	E3NJ9	8/21/2009	52 U	52 U	52 U	52 U	52 U	52 U	52 U	52 U	52 U	0.156	0.156
KK-SD038-A	E3NQ6	8/22/2009	57 U	57 U	57 U	57 U	57 U	1,400 J	610 J	57 U	57 U	2.124	2.124
KK-SD038-B	E3NQ7	8/22/2009	53 U	53 U	53 U	53 U	53 U	1,500	710	53 U	53 U	2.316	2.316
KK-SD038-C1	E3NQ8	8/22/2009	54 U	54 U	54 U	54 U	54 U	560	270 J	54 U	54 U	0.938	0.763
KK-SD038-C2	E3NQ9	8/22/2009	55 U	55 U	55 U	55 U	55 U	120 J	55 U	55 U	55 U	0.2575	0.2575
KK-SD038-C2FD	E3NR0	8/22/2009	53 U	53 U	53 U	53 U	53 U	78 J	53 U	53 U	53 U	0.2105	0.2105
KK-SD038-N	E3NR1	8/22/2009	57 U	57 U	57 U	57 U	57 U	57 U	57 U	57 U	57 U	0.171	0.171
KK-SD039-A	E3ND5	8/19/2009	51 U	51 U	51 U	51 U	130 J	54	51 U	51 U	51 U	0.286	0.4405
KK-SD039-B	E3ND6	8/19/2009	52 U	52 U	52 U	52 U	82 J	35 J	52 U	52 U	52 U	0.221	0.305
KK-SD039-C1	E3ND7	8/19/2009	53 U	53 U	53 U	53 U	53 U	53 U	53 U	53 U	53 U	0.159	0.1855
KK-SD039-C2	E3ND8	8/19/2009	51 U	51 U	51 U	51 U	51 U	51 U	51 U	51 U	51 U	0.153	0.153
KK-SD039-N	E3ND9	8/19/2009	40 U	40 U	40 U	40 U	40 U	40 U	40 U	40 U	40 U	0.12	0.12
KK-SD040-A	E3NE0	8/19/2009	290 U	290 U	290 U	290 U	11,000	5,000 J	1,200 J	290 U	290 U	17.635	14.587
KK-SD040-B	E3NE1	8/19/2009	220 U	220 U	220 U	220 U	5,900 J	3,900 J	1,100 J	220 U	220 U	11.23	10.3825

Table B-1  
 KK River Project  
 PCB Aroclor Data, August –December 2009

Final PCB Aroclor Data <sup>1</sup>			Aroclor-1016	Aroclor-1221	Aroclor-1232	Aroclor-1242	Aroclor-1248	Aroclor-1254	Aroclor-1260	Aroclor-1262	Aroclor-1268	Final PCB Total <sup>2</sup>	Prelim. PCB Total <sup>3</sup>
Station Location	EPA Sample No.	Sample Date	(ug/kg)	(ug/kg)	(ug/kg)	(ug/kg)	(ug/kg)	(ug/kg)	(ug/kg)	(ug/kg)	(ug/kg)	(mg/kg)	(mg/kg)
KK-SD040-C1	E3NE2	8/19/2009	54 U	54 U	54 U	54 U	54 U	2,700	1,300	54 U	54 U	4.108	5.381
KK-SD040-C2	E3NE3	8/19/2009	55 U	55 U	55 U	55 U	55 U	320 J	170 J	55 U	55 U	0.6	0.6
KK-SD040-C2FD	E3NE4	8/19/2009	55 U	55 U	55 U	55 U	55 U	98 J	79 J	55 U	55 U	0.287	0.287
KK-SD040-C3	E3NE5	8/19/2009	50 U	50 U	50 U	50 U	50 U	50 U	50 U	50 U	50 U	0.15	0.15
KK-SD040-N	E3NE6	8/19/2009	56 U	56 U	56 U	56 U	56 U	56 U	56 U	56 U	56 U	0.168	0.168
KK-SD041-A	E3NR2	8/21/2009	57 U	57 U	57 U	57 U	57 U	2,800	1,300	57 U	57 U	4.214	4.214
KK-SD041-B	E3NR3	8/21/2009	54 U	54 U	54 U	54 U	54 U	1,000	530	54 U	54 U	1.638	1.398
KK-SD041-C1	E3NR4	8/21/2009	58 UJ	58 UJ	58 UJ	58 UJ	58 UJ	520 J	230 J	58 UJ	58 UJ	0.866	0.866
KK-SD041-C2	E3NR5	8/21/2009	53 U	53 U	53 U	53 U	53 U	72 J	53 U	53 U	53 U	0.2045	0.2045
KK-SD041-C3	E3NR6	8/21/2009	54 U	54 U	54 U	54 U	54 U	54 U	54 U	54 U	54 U	0.162	0.162
KK-SD041-N	E3NR7	8/21/2009	48 U	48 U	48 U	48 U	48 U	48 U	48 U	48 U	48 U	0.144	0.144
KK-SD042-A	E3NR8	8/21/2009	60 U	60 U	60 U	3,000	2,400	610 J	470 J	60 U	60 U	6.54	6.54
KK-SD042-B	E3NR9	8/21/2009	56 U	56 U	56 U	130 J	130 J	140	56 U	56 U	56 U	0.484	0.484
KK-SD042-C1	E3NS0	8/21/2009	55 U	55 U	55 U	55 U	55 U	61 J	55 U	55 U	55 U	0.1985	0.216
KK-SD042-C1FD	E3NS1	8/21/2009	54 U	54 U	54 U	54 U	54 U	54 U	54 U	54 U	54 U	0.162	0.192
KK-SD042-C2	E3NS2	8/21/2009	52 U	52 U	52 U	52 U	52 U	52 U	52 U	52 U	52 U	0.156	0.156
KK-SD042-C3	E3NS3	8/21/2009	51 U	51 U	51 U	51 U	51 U	51 U	51 U	51 U	51 U	0.153	0.153
KK-SD042-N	E3NS4	8/21/2009	50 U	50 U	50 U	50 U	50 U	50 U	50 U	50 U	50 U	0.15	0.15
KK-SD043-A	E3NK0	8/21/2009	55 U	55 U	55 U	55 U	120	44 J	55 U	55 U	55 U	0.274	0.274
KK-SD043-B	E3NK1	8/21/2009	52 U	52 U	52 U	31 J	52 U	52 U	52 U	52 U	52 U	0.161	0.161
KK-SD043-C1	E3NK2	8/21/2009	52 U	52 U	52 U	52 U	52 U	52 U	52 U	52 U	52 U	0.156	0.156
KK-SD043-C2	E3NK3	8/21/2009	54 U	54 U	54 U	54 U	54 U	54 U	54 U	54 U	54 U	0.162	0.162
KK-SD043-C3	E3NK4	8/21/2009	50 U	50 U	50 U	50 U	50 U	50 U	50 U	50 U	50 U	0.15	0.15
KK-SD043-N	E3NK5	8/21/2009	58 U	58 U	58 U	58 U	58 U	58 U	58 U	58 U	58 U	0.174	0.174
KK-SD044-A	E3NL3	8/21/2009	59 UJ	59 UJ	59 UJ	59 UJ	120 J	63 J	59 UJ	59 UJ	59 UJ	0.301	0.301
KK-SD044-B	E3NL4	8/21/2009	56 UJ	56 UJ	56 UJ	56 UJ	330 J	230 J	56 UJ	56 UJ	56 UJ	0.672	0.672
KK-SD044-C1	E3NL5	8/21/2009	55 UJ	55 UJ	55 UJ	55 UJ	1,200	470 J	280 U	55 UJ	55 UJ	1.8925	1.9325
KK-SD044-C2	E3NL6	8/21/2009	52 UJ	52 UJ	52 UJ	52 UJ	52 UJ	140 J	52 UJ	52 UJ	52 UJ	0.27	0.27
KK-SD044-C3	E3NL7	8/21/2009	52 UJ	52 UJ	52 UJ	52 UJ	52 UJ	52 UJ	52 UJ	52 UJ	52 UJ	0.156	0.156
KK-SD044-C3-FD	E3NL8	8/21/2009	52 UJ	52 UJ	52 UJ	52 UJ	52 UJ	52 UJ	52 UJ	52 UJ	52 UJ	0.156	0.156
KK-SD044-N	E3NL9	8/21/2009	51 UJ	51 UJ	51 UJ	51 UJ	51 UJ	51 UJ	51 UJ	51 UJ	51 UJ	0.153	0.153
KK-SD045-A	E3NG7	8/19/2009	110 U	110 U	110 U	110 U	2,400	950 J	400 J	110 U	110 U	3.915	6.577
KK-SD045-B	E3NG8	8/19/2009	57 U	57 U	57 U	57 U	57 U	590 J	220	57 U	57 U	0.924	1.6755
KK-SD045-C1	E3NG9	8/19/2009	55 U	55 U	55 U	55 U	55 U	430	230 J	55 U	55 U	0.77	1.2725
KK-SD045-C2	E3NH0	8/19/2009	52 U	52 U	52 U	52 U	52 U	52 U	70	52 U	52 U	0.2	0.202
KK-SD045-N	E3NH1	8/19/2009	66 U	66 U	66 U	66 U	66 U	66 U	66 U	66 U	66 U	0.198	0.198
KK-SD046-A	E3NH2	8/19/2009	110 U	110 U	110 U	110 U	3,900 J	2,300 J	750 J	110 U	110 U	7.115	6.8455
KK-SD046-B	E3NH3	8/19/2009	110 U	110 U	110 U	110 U	2,800 J	2,300	760 J	110 U	110 U	6.025	6.0655
KK-SD046-C1	E3NH4	8/19/2009	54 U	54 U	54 U	54 U	54 U	970 J	490 J	54 U	54 U	1.568	2.291
KK-SD046-C1-FD	E3NH5	8/19/2009	54 U	54 U	54 U	54 U	54 U	1,100 J	450	54 U	54 U	1.658	2.351
KK-SD046-C2	E3NH6	8/19/2009	51 U	51 U	51 U	51 U	51 U	51 U	51 U	51 U	51 U	0.153	0.153
KK-SD046-N	E3NH7	8/19/2009	53 U	53 U	53 U	53 U	53 U	53 U	53 U	53 U	53 U	0.159	0.159
KK-SD047-A	E3NM0	8/21/2009	59 UJ	59 UJ	59 UJ	59 UJ	170 J	98 J	59 UJ	59 UJ	59 UJ	0.386	0.386
KK-SD047-B	E3NM1	8/21/2009	53 UJ	53 UJ	53 UJ	53 UJ	490 J	320 J	53 UJ	53 UJ	53 UJ	0.916	0.916
KK-SD047-C1	E3NM2	8/21/2009	54 UJ	54 UJ	54 UJ	54 UJ	690 J	390 J	140 J	54 UJ	54 UJ	1.301	1.188
KK-SD047-C2	E3NM3	8/21/2009	52 UJ	52 UJ	52 UJ	52 UJ	110 J	130 J	52 UJ	52 UJ	52 UJ	0.344	0.344
KK-SD047-C2-FD	E3NM4	8/21/2009	52 UJ	52 UJ	52 UJ	52 UJ	120 J	140 J	52 UJ	52 UJ	52 UJ	0.364	0.364
KK-SD047-C3	E3NM5	8/21/2009	51 UJ	51 UJ	51 UJ	51 UJ	51 UJ	51 UJ	51 UJ	51 UJ	51 UJ	0.153	0.153
KK-SD047-N	E3NM6	8/21/2009	41 UJ	41 UJ	41 UJ	41 UJ	30 J	41 UJ	41 UJ	41 UJ	41 UJ	0.1325	0.1325
KK-SD048-A	E3NM7	8/21/2009	56 U	56 U	56 U	56 U	260	100	56 U	56 U	56 U	0.472	0.472
KK-SD048-B	E3NM8	8/21/2009	52 U	52 U	52 U	52 U	190	93	52 U	52 U	52 U	0.387	0.387
KK-SD048-C1	E3NM9	8/21/2009	52 U	52 U	52 U	52 U	320	170	52 U	52 U	52 U	0.594	0.594
KK-SD048-C2	E3NN0	8/21/2009	54 U	54 U	54 U	54 U	1,300	620	240 J	54 U	54 U	2.241	2.241

Table B-1  
 KK River Project  
 PCB Aroclor Data, August –December 2009

Final PCB Aroclor Data <sup>1</sup>			Aroclor-1016	Aroclor-1221	Aroclor-1232	Aroclor-1242	Aroclor-1248	Aroclor-1254	Aroclor-1260	Aroclor-1262	Aroclor-1268	Final PCB Total <sup>2</sup>	Prelim. PCB Total <sup>3</sup>
Station Location	EPA Sample No.	Sample Date	(ug/kg)	(ug/kg)	(ug/kg)	(ug/kg)	(ug/kg)	(ug/kg)	(ug/kg)	(ug/kg)	(ug/kg)	(mg/kg)	(mg/kg)
KK-SD048-C3	E3NN1	8/21/2009	52 U	52 U	52 U	52 U	66 J	92	52 U	52 U	52 U	0.262	0.262
KK-SD048-N	E3NN2	8/21/2009	54 UJ	54 UJ	54 UJ	54 UJ	54 UJ	54 UJ	54 UJ	54 UJ	54 UJ	0.162	0.162
KK-SD049-A	E3NK6	8/21/2009	53 U	53 U	53 U	53 U	120	49 J	53 U	53 U	53 U	0.275	0.275
KK-SD049-B	E3NK7	8/21/2009	45 U	45 U	45 U	370	260	78	45 U	45 U	45 U	0.7755	0.7755
KK-SD049-C1	E3NK8	8/21/2009	50 U	50 U	50 U	50 U	220 J	120 J	50 U	50 U	50 U	0.44	0.44
KK-SD049-C1-FD	E3NK9	8/21/2009	51 U	51 U	51 U	51 U	400 J	240 J	51 U	51 U	51 U	0.742	0.742
KK-SD049-C2	E3NL0	8/21/2009	56 U	56 U	56 U	56 U	56 U	56 U	56 U	56 U	56 U	0.168	0.168
KK-SD049-C3	E3NL1	8/21/2009	51 U	51 U	51 U	51 U	51 U	51 U	51 U	51 U	51 U	0.153	0.153
KK-SD049-N	E3NL2	8/21/2009	56 U	56 U	56 U	56 U	56 U	56 U	56 U	56 U	56 U	0.168	0.168
KK-SD050-A	E3NN3	8/21/2009	52 UJ	52 UJ	52 UJ	52 UJ	130 J	76 J	52 UJ	52 UJ	52 UJ	0.31	0.31
KK-SD050-B	E3NN4	8/21/2009	53 UJ	53 UJ	53 UJ	53 UJ	360 J	190 J	53 UJ	53 UJ	53 UJ	0.656	0.656
KK-SD050-C1	E3NN5	8/21/2009	56 UJ	56 UJ	56 UJ	56 UJ	170 J	110 J	56 UJ	56 UJ	56 UJ	0.392	0.392
KK-SD050-N	E3NN6	8/21/2009	53 U	53 U	53 U	53 U	53 U	53 U	53 U	53 U	53 U	0.159	0.159
KK-SD051-A	E3P65	9/22/2009	110 U	110 U	110 U	110 U	6,000	4,300	110 U	110 U	110 U	10.52	10.52
KK-SD051-B	E3P66	9/22/2009	50 U	50 U	50 U	50 U	3,400	3,500	50	50 U	50 U	7.025	7
KK-SD051-C1	E3P67	9/22/2009	110 U	110 U	110 U	110 U	6,500	4,100	110 U	110 U	110 U	10.82	10.82
KK-SD053-A	E3P49	9/15/2009	280 U	280 U	280 U	280 U	17,000	7,500	280 U	280 U	280 U	25.06	26.92
KK-SD053-B	E3P50	9/15/2009	270 U	270 U	270 U	270 U	15,000	7,000	270 U	270 U	270 U	22.54	24.305
KK-SD053-C1	E3P51	9/15/2009	100 U	100 U	100 U	100 U	5,500	3,300	100 U	100 U	100 U	9	9.95
KK-SD053-C2	E3P52	9/15/2009	51 U	51 U	51 U	51 U	1,300	1,100	51 U	51 U	51 U	2.502	2.7665
KK-SD053-C3	E3P53	9/15/2009	52 U	52 U	52 U	52 U	52 U	150	52 U	52 U	52 U	0.28	0.28
KK-SD053-C3-FR	E3P54	9/15/2009	53 U	53 U	53 U	53 U	53 U	210 J	53 U	53 U	53 U	0.3425	0.3425
KK-SD053-N	E3P55	9/15/2009	39 U	39 U	39 U	39 U	39 U	39 U	39 U	39 U	39 U	0.117	0.117
KK-SD054-A	E3P68	9/22/2009	100 U	100 U	100 U	100 U	6,700	3,700	100 U	100 U	100 U	10.6	10.6
KK-SD054-B	E3P69	9/22/2009	100 U	100 U	100 U	100 U	7,100	4,800	100 U	100 U	100 U	12.1	12.1
KK-SD054-C1	E3P70	9/22/2009	53 U	53 U	53 U	53 U	3,900	3,800	53 U	53 U	53 U	7.806	7.806
KK-SD054-C1-FD	E3P71	9/22/2009	100 U	100 U	100 U	100 U	5,100	4,500	100 U	100 U	100 U	9.8	9.8
KK-SD055-A	E3NX7	9/1/2009	55 U	55 U	55 U	270	200	69	55 U	55 U	55 U	0.6215	0.6215
KK-SD055-B	E3NX8	9/1/2009	56 U	56 U	56 U	56 U	56 U	56 U	56 U	56 U	56 U	0.168	0.168
KK-SD055-C1	E3NX9	9/1/2009	55 U	55 U	55 U	55 U	55 U	55 U	55 U	55 U	55 U	0.165	0.165
KK-SD055-C2	E3NY0	9/1/2009	53 U	53 U	53 U	53 U	53 U	53 U	53 U	53 U	53 U	0.159	0.159
KK-SD055-N	E3NY1	9/1/2009	50 U	50 U	50 U	50 U	50 U	50 U	50 U	50 U	50 U	0.15	0.15
KK-SD056-A	E3NW6	9/1/2009	100 U	100 U	100 U	100 U	6,000	3,400	100 U	100 U	100 U	9.6	9.6
KK-SD056-B	E3NW7	9/1/2009	160 U	160 U	160 U	160 U	12,000	7,000	160 U	160 U	160 U	19.32	19.32
KK-SD056-C1	E3NW8	9/1/2009	53 U	53 U	53 U	53 U	1,500	1,500	53 U	53 U	53 U	3.106	3.106
KK-SD056-C2	E3NW9	9/1/2009	56 U	56 U	56 U	56 U	56 U	56 U	56 U	56 U	56 U	0.168	0.168
KK-SD056-C2FD	E3NX0	9/1/2009	54 U	54 U	54 U	54 U	54 U	54 U	54 U	54 U	54 U	0.162	0.162
KK-SD056-C3	E3NX1	9/1/2009	51 U	51 U	51 U	51 U	51 U	51 U	51 U	51 U	51 U	0.153	0.153
KK-SD056-N	E3NX2	9/1/2009	66 U	66 U	66 U	66 U	66 U	66 U	66 U	66 U	66 U	0.198	0.198
KK-SD057-A	E3NX3	9/1/2009	160 U	160 U	160 U	12,000	11,000	4,900	160 U	160 U	160 U	28.14	28.14
KK-SD057-B	E3NX4	9/1/2009	55 U	55 U	55 U	55 U	280	130	55 U	55 U	55 U	0.52	0.52
KK-SD057-C1	E3NX5	9/1/2009	53 U	53 U	53 U	53 U	84	53 U	53 U	53 U	53 U	0.2165	0.2165
KK-SD057-N	E3NX6	9/1/2009	55 U	55 U	55 U	55 U	55 U	55 U	55 U	55 U	55 U	0.165	0.165
KK-SD058-A	E3NT3	9/1/2009	60 U	60 U	60 U	2,800	2,600	1,300	60 U	60 U	60 U	6.79	6.79
KK-SD058-B	E3NT4	9/1/2009	58 U	58 U	58 U	58 U	110	58 U	58 U	58 U	58 U	0.255	0.255
KK-SD058-C1	E3NT5	9/1/2009	57 U	57 U	57 U	57 U	57 U	57 U	57 U	57 U	57 U	0.171	0.171
KK-SD058-C1-FD	E3NT6	9/1/2009	58 U	58 U	58 U	58 U	58 U	58 U	58 U	58 U	58 U	0.174	0.174
KK-SD058-C2	E3NT7	9/1/2009	55 U	55 U	55 U	55 U	55 U	55 U	55 U	55 U	55 U	0.165	0.165
KK-SD058-C3	E3NT8	9/1/2009	54 U	54 U	54 U	54 U	54 U	54 U	54 U	54 U	54 U	0.162	0.162
KK-SD058-N	E3NT9	9/1/2009	53 U	53 U	53 U	53 U	53 U	53 U	53 U	53 U	53 U	0.159	0.159
KK-SD059-A	E3P32	9/3/2009	56 U	56 U	56 U	56 U	56 U	56 U	56 U	56 U	56 U	0.168	0.168
KK-SD059-B	E3P33	9/3/2009	57 U	57 U	57 U	57 U	31 J	57 U	57 U	57 U	57 U	0.1735	0.1735
KK-SD059-N	E3P34	9/3/2009	54 U	54 U	54 U	54 U	54 U	54 U	54 U	54 U	54 U	0.162	0.162

Table B-1  
 KK River Project  
 PCB Aroclor Data, August –December 2009

Final PCB Aroclor Data <sup>1</sup>			Aroclor-1016	Aroclor-1221	Aroclor-1232	Aroclor-1242	Aroclor-1248	Aroclor-1254	Aroclor-1260	Aroclor-1262	Aroclor-1268	Final PCB Total <sup>2</sup>	Prelim. PCB Total <sup>3</sup>
Station Location	EPA Sample No.	Sample Date	(ug/kg)	(ug/kg)	(ug/kg)	(ug/kg)	(ug/kg)	(ug/kg)	(ug/kg)	(ug/kg)	(ug/kg)	(mg/kg)	(mg/kg)
KK-SD060-FR1-N	E3P35	9/3/2009	69 U	69 U	69 U	69 U	69 U	69 U	69 U	69 U	69 U	0.207	0.207
KK-SD060-FR2-N	E3P39	9/3/2009	49 U	49 U	49 U	49 U	49 U	49 U	49 U	49 U	49 U	0.147	0.147
KK-SD060-FR2-NFD	E3P40	9/3/2009	51 U	51 U	51 U	51 U	51 U	51 U	51 U	51 U	51 U	0.153	0.153
KK-SD060-N	E3P36	9/3/2009	70 U	70 U	70 U	70 U	70 U	70 U	70 U	70 U	70 U	0.21	0.21
KK-SD061-A	E3NY2	9/2/2009	57 U	57 U	57 U	57 U	1,200	1,300	57 U	57 U	57 U	2.614	2.614
KK-SD061-B	E3NY3	9/2/2009	56 U	56 U	56 U	56 U	190 J	250	56 U	56 U	56 U	0.552	0.552
KK-SD061-C1	E3NY4	9/2/2009	53 U	53 U	53 U	53 U	53 U	1,100 J	53 U	53 U	53 U	1.2325	1.2325
KK-SD061-C2	E3NY5	9/2/2009	58 U	58 U	58 U	58 U	58 U	110	58 U	58 U	58 U	0.255	0.255
KK-SD061-C2FD	E3NY6	9/2/2009	58 U	58 U	58 U	58 U	58 U	260	58 U	58 U	58 U	0.405	0.405
KK-SD061-C3	E3NY7	9/2/2009	53 U	53 U	53 U	53 U	53 U	53 U	53 U	53 U	53 U	0.159	0.159
KK-SD061-N	E3NY8	9/2/2009	60 U	60 U	60 U	60 U	60 U	60 U	60 U	60 U	60 U	0.18	0.18
KK-SD062-A	E3NY9	9/2/2009	59 U	59 U	59 U	59 U	59 U	1,300 J	59 U	59 U	59 U	1.4475	1.4475
KK-SD062-B	E3NZ0	9/2/2009	55 U	55 U	55 U	55 U	55 U	72 R <sup>7</sup>	55 U	55 U	55 U	N/A	0.2095
KK-SD062-C1	E3NZ1	9/2/2009	53 U	53 U	53 U	53 U	53 U	53 U	53 U	53 U	53 U	0.159	0.159
KK-SD062-C2	E3NZ2	9/2/2009	56 U	56 U	56 U	56 U	56 U	56 U	56 U	56 U	56 U	0.168	0.168
KK-SD062-C3	E3NZ3	9/2/2009	56 U	56 U	56 U	56 U	56 U	56 U	56 U	56 U	56 U	0.168	0.168
KK-SD062-N	E3NZ4	9/2/2009	42 U	42 U	42 U	42 U	42 U	42 U	42 U	42 U	42 U	0.126	0.126
KK-SD063-A	E3NZ5	9/2/2009	53 U	53 U	53 U	53 U	6,100	3,600	53 U	53 U	53 U	9.806	9.806
KK-SD063-B	E3NZ6	9/2/2009	110 U	110 U	110 U	110 U	7,300	4,900	110 U	110 U	110 U	12.42	12.42
KK-SD063-C1	E3NZ7	9/2/2009	50 U	50 U	50 U	50 U	400	410	50 U	50 U	50 U	0.91	0.91
KK-SD063-C2	E3NZ8	9/2/2009	50 U	50 U	50 U	50 U	50 U	50 U	50 U	50 U	50 U	0.15	0.15
KK-SD063-C2FD	E3NZ9	9/2/2009	51 U	51 U	51 U	51 U	51 U	51 U	51 U	51 U	51 U	0.153	0.153
KK-SD063-N	E3P00	9/2/2009	36 U	36 U	36 U	36 U	36 U	36 U	36 U	36 U	36 U	0.108	0.108
KK-SD064-A	E3P07	9/2/2009	54 U	54 U	54 U	54 U	54 U	54 U	54 U	54 U	54 U	0.162	0.162
KK-SD064-B	E3P08	9/2/2009	55 U	55 U	55 U	55 U	55 U	55 U	55 U	55 U	55 U	0.165	0.165
KK-SD064-N	E3P09	9/2/2009	54 U	54 U	54 U	54 U	54 U	54 U	54 U	54 U	54 U	0.162	0.162
KK-SD064-NFD	E3P10	9/2/2009	53 U	53 U	53 U	53 U	53 U	53 U	53 U	53 U	53 U	0.159	0.159
KK-SD065-A	E3P01	9/2/2009	57 U	57 U	57 U	57 U	910	860	57 U	57 U	57 U	1.884	1.824
KK-SD065-B	E3P02	9/2/2009	51 U	51 U	51 U	51 U	860	980	51 U	51 U	51 U	1.942	1.942
KK-SD065-C1	E3P03	9/2/2009	49 U	49 U	49 U	49 U	49 U	49 U	49 U	49 U	49 U	0.147	0.147
KK-SD065-C2	E3P04	9/2/2009	50 U	50 U	50 U	50 U	50 U	50 U	50 U	50 U	50 U	0.15	0.15
KK-SD065-C3	E3P05	9/2/2009	46 U	46 U	46 U	46 U	46 U	46 U	46 U	46 U	46 U	0.138	0.138
KK-SD065-N	E3P06	9/2/2009	36 U	36 U	36 U	36 U	36 U	36 U	36 U	36 U	36 U	0.108	0.108
KK-SD066-A	E3P11	9/2/2009	64 U	64 U	64 U	2,700	2,300	860	64 U	64 U	64 U	5.956	5.956
KK-SD066-B	E3P12	9/2/2009	55 U	55 U	55 U	200	150	65	55 U	55 U	55 U	0.4975	0.4975
KK-SD066-N	E3P13	9/2/2009	47 U	47 U	47 U	47 U	47 U	47 U	47 U	47 U	47 U	0.141	0.141
KK-SD067-A	E3P14	9/2/2009	53 U	53 U	53 U	53 U	2,800	1,200	53 U	53 U	53 U	4.106	4.106
KK-SD067-B	E3P15	9/2/2009	44 U	44 U	44 U	44 U	170	100	44 U	44 U	44 U	0.358	0.358
KK-SD067-N	E3P16	9/2/2009	53 U	53 U	53 U	53 U	53 U	53 U	53 U	53 U	53 U	0.159	0.159
KK-SD068-A	E3P17	9/2/2009	45 U	45 U	45 U	55 J	45 U	45 U	45 U	45 U	45 U	0.1675	0.1675
KK-SD068-B	E3P18	9/2/2009	49 U	49 U	49 U	49 U	49 U	49 U	49 U	49 U	49 U	0.147	0.147
KK-SD068-N	E3P19	9/2/2009	51 U	51 U	51 U	51 U	51 U	51 U	51 U	51 U	51 U	0.153	0.153
KK-SD068-NFD	E3P20	9/2/2009	53 U	53 U	53 U	53 U	53 U	53 U	53 U	53 U	53 U	0.159	0.159
KK-SD069-A	E3P21	9/2/2009	110 U	110 U	110 U	110 U	5,600	3,100	110 U	110 U	110 U	8.92	8.92
KK-SD069-B	E3P22	9/2/2009	54 U	54 U	54 U	54 U	54 U	1,100 J	54 U	54 U	54 U	1.235	1.235
KK-SD069-FR1-A	E3P24	9/2/2009	170 U	170 U	170 U	9,700	9,500	4,300	170 U	170 U	170 U	23.755	23.755
KK-SD069-FR1-B	E3P25	9/2/2009	54 U	54 U	54 U	54 U	2,100	1,900	54 U	54 U	54 U	4.108	4.108
KK-SD069-FR1-C1	E3P26	9/2/2009	48 U	48 U	48 U	48 U	48 U	84	48 U	48 U	48 U	0.204	0.204
KK-SD069-FR1-C1FD	E3P27	9/2/2009	47 U	47 U	47 U	47 U	55 J	54 J	47 U	47 U	47 U	0.203	0.203
KK-SD069-FR1-N	E3P28	9/2/2009	51 U	51 U	51 U	51 U	51 U	51 U	51 U	51 U	51 U	0.153	0.153
KK-SD069-FR2-A	E3P29	9/1/2009	110 U	110 U	110 U	110 U	6,300	3,300	110 U	110 U	110 U	9.82	9.82

Table B-1  
 KK River Project  
 PCB Aroclor Data, August —December 2009

Final PCB Aroclor Data <sup>1</sup>			Aroclor-1016	Aroclor-1221	Aroclor-1232	Aroclor-1242	Aroclor-1248	Aroclor-1254	Aroclor-1260	Aroclor-1262	Aroclor-1268	Final PCB Total <sup>2</sup>	Prelim. PCB Total <sup>3</sup>
Station Location	EPA Sample No.	Sample Date	(ug/kg)	(ug/kg)	(ug/kg)	(ug/kg)	(ug/kg)	(ug/kg)	(ug/kg)	(ug/kg)	(ug/kg)	(mg/kg)	(mg/kg)
KK-SD069-FR2-B	E3P30	9/1/2009	45 U	45 U	45 U	45 U	380	280	45 U	45 U	45 U	0.75	0.75
KK-SD069-FR2-N	E3P31	9/2/2009	48 U	48 U	48 U	48 U	48 U	48 U	48 U	48 U	48 U	0.144	0.144
KK-SD069-N	E3P23	9/2/2009	52 U	52 U	52 U	52 U	52 U	52 U	52 U	52 U	52 U	0.156	0.156
KK-SD070-A	E3NW0	9/1/2009	60 U	60 U	60 U	60 U	60 U	79	60 U	60 U	60 U	0.229	0.229
KK-SD070-B	E3NW1	9/1/2009	52 U	52 U	52 U	52 U	52 U	52 U	52 U	52 U	52 U	0.156	0.156
KK-SD070-N	E3NW2	9/1/2009	50 U	50 U	50 U	50 U	50 U	50 U	50 U	50 U	50 U	0.15	0.15
KK-SD071-A	E3NW3	9/1/2009	47 U	47 U	47 U	940	660	260	47 U	47 U	47 U	1.9305	1.9305
KK-SD071-B	E3NW4	9/1/2009	42 U	42 U	42 U	130	97	39 J	42 U	42 U	42 U	0.329	0.329
KK-SD071-N	E3NW5	9/1/2009	45 U	45 U	45 U	45 U	45 U	45 U	45 U	45 U	45 U	0.135	0.135
KK-SD072-B	E3P41	9/14/2009	44 U	44 U	44 U	44 U	44 U	44 U	44 U	44 U	44 U	0.132	0.132
KK-SD072-C1	E3P42	9/14/2009	42 U	42 U	42 U	42 U	42 U	42 U	42 U	42 U	42 U	0.126	0.126
KK-SD072-N	E3P43	9/14/2009	44 U	44 U	44 U	44 U	44 U	44 U	44 U	44 U	44 U	0.132	0.132
KK-SD073-B	E3P56	9/15/2009	58 U	58 U	58 U	58 U	31 J	58 U	58 U	58 U	58 U	0.176	0.176
KK-SD073-C1	E3P57	9/15/2009	51 U	51 U	51 U	51 U	51 U	51 U	51 U	51 U	51 U	0.153	0.153
KK-SD073-C1-FR	E3P58	9/15/2009	49 U	49 U	49 U	49 U	49 U	49 U	49 U	49 U	49 U	0.147	0.147
KK-SD073-N	E3P59	9/15/2009	48 U	48 U	48 U	48 U	48 U	48 U	48 U	48 U	48 U	0.144	0.144
KK-SD074-N	E3P60	9/15/2009	46 U	46 U	46 U	46 U	46 U	46 U	46 U	46 U	46 U	0.138	0.276
KK-SD075-B	E3P61	9/15/2009	57 U	57 U	57 U	57 U	2,700	1,900	57 U	57 U	57 U	4.714	3.4355
KK-SD075-C1	E3P62	9/15/2009	51 U	51 U	51 U	51 U	51 U	150	51 U	51 U	51 U	0.2775	0.2775
KK-SD075-C2	E3P63	9/15/2009	53 U	53 U	53 U	53 U	53 U	53 U	53 U	53 U	53 U	0.159	0.159
KK-SD075-N	E3P64	9/15/2009	46 U	46 U	46 U	46 U	46 U	46 U	46 U	46 U	46 U	0.138	0.138
KK-SD077-B	E3P44	9/14/2009	57 U	57 U	57 U	57 U	57 U	57 U	57 U	57 U	57 U	0.171	0.171
KK-SD077-C1	E3P45	9/14/2009	56 U	56 U	56 U	56 U	56 U	56 U	56 U	56 U	56 U	0.168	0.168
KK-SD077-C2	E3P46	9/14/2009	44 U	44 U	44 U	44 U	44 U	44 U	44 U	44 U	44 U	0.132	0.132
KK-SD077-C3	E3P47	9/14/2009	52 U	52 U	52 U	52 U	52 U	52 U	52 U	52 U	52 U	0.156	0.156
KK-SD077-N	E3P48	9/14/2009	49 U	49 U	49 U	49 U	49 U	49 U	49 U	49 U	49 U	0.147	0.147

<sup>1</sup>Individual Aroclor results are final values.

<sup>2</sup>Final PCB Totals represent the sum of Aroclors 1242, 1248, 1016, 1221, 1232, 1242, and 1248. If an Aroclor was not detected (U or UJ qualifier), half of the reported sample quantitation limit was added to the total.

<sup>3</sup>Preliminary PCB Totals are reported because these were typically used for time-critical project decisions.

<sup>4</sup>A "J" qualifier indicates the analyte was positively identified; the associated numerical value is the approximate concentration of the analyte in the sample.

<sup>5</sup>A "U" qualifier indicates the analyte was analyzed for but was not detected above the reported sample quantitation limit.

<sup>6</sup>A "UJ" qualifier indicates the analyte was not detected above the reported sample quantitation limit. However, the reported quantitation limit is approximate and may or may not represent the actual limit of quantitation necessary to accurately and precisely measure the analyte in the sample.

<sup>7</sup>An "R" qualifier indicates the result was rejected because of serious deficiencies in the ability to analyze the sample and meet the QC criteria. The presence or absence of the analyte could not be verified.



Table B-2

KK River Project

Geotechnical Data, July—September 2009

Station Location	Lab Sample No.	Sample Date	Particle Size Distribution - % Retained on Sieves (Not Cumulative)						Soil Type			Total Suspended Solids (mg/L)
			No. 10	No. 20	No. 40	No. 60	No. 140	No. 240	% Sand	% Silt	% Clay	
KK-SD002-A	09CK15-85	8/12/2009	11.11	1.8	8.55	10.35	13.95	11.11	42.29	6.11	40.49	
KK-SD002-B	09CK15-86	8/12/2009	21.88	2.27	10.77	11.33	16.44	21.88	49.87	0	28.34	
KK-SD002-C1	09CK15-87	8/12/2009	4.25	0.97	8.12	8.44	10.06	4.25	33.44	36.33	25.97	
KK-SD002-C2	09CK15-88	8/12/2009	7.7	0.92	10.55	11.46	16.05	7.7	47.69	12.5	32.1	
KK-SD002-C3	09CK15-89	8/12/2009	10.86	4.86	10.8	9.72	13.23	10.86	45.64	30	13.5	
KK-SD007-A	09CK15-69	8/13/2009	40.33	0.46	5.04	4.58	9.16	40.33	25.18	7.02	27.47	
KK-SD007-B	09CK15-70	8/13/2009	5.45	0.4	3.63	1.61	4.04	5.45	13.32	48.94	32.29	
KK-SD007-C1	09CK15-71	8/13/2009	30.42	0.69	7.54	5.49	10.29	30.42	30.52	4.76	34.29	
KK-SD007-C2	09CK15-72	8/13/2009	8.29	0.55	4.09	4.36	7.9	8.29	21.81	50.83	19.08	
KK-SD007-C3	09CK15-73	8/13/2009	6.19	0.16	2.25	1.77	4.66	6.19	13.5	70.68	9.64	
KK-SD009-A	09CK15-54	8/11/2009	2.13	0	0.06	0.12	0.55	2.13	2.51	94.75	0.61	
KK-SD009-B	09CK15-55	8/11/2009	1.89	0.19	2.51	6.5	20.43	1.89	44.95	50.84	2.32	
KK-SD009-N	09CK15-56	8/11/2009	3.7	0.41	1.74	5.91	12.17	3.7	25.49	63.27	7.53	
KK-SD010-A	09CK15-57	8/13/2009	6.11	0.7	4.22	4.22	9.84	6.11	25.3	0	70.27	
KK-SD010-B	09CK15-58	8/13/2009	6.32	0.6	2.98	3.58	8.35	6.32	21.46	12.61	59.61	
KK-SD010-C1	09CK15-59	8/13/2009	20.9	0.6	5.36	6.55	15.48	20.9	38.69	0	41.67	
KK-SD010-C2	09CK15-60	8/13/2009	11.76	1.56	4.67	6.23	13.24	11.76	35.05	29.83	23.37	
KK-SD010-C3	09CK15-61	8/13/2009	8.79	1.27	13.38	10.83	22.94	8.79	66.26	0	25.49	
KK-SD010-N	09CK15-62	8/13/2009	0	0	0	0.21	0.41	0	3.51	82.03	14.46	
KK-SD016-A	09CK15-80	8/12/2009	6.46	0.36	3.44	4.89	9.96	6.46	24.62	54.43	14.48	
KK-SD016-B	09CK15-81	8/12/2009	3.83	0.35	3.14	4.18	7.84	3.83	21.42	60.81	13.93	
KK-SD016-C1	09CK15-82	8/12/2009	3.53	0.61	2.76	11.03	41.99	3.53	70.81	14.94	10.73	
KK-SD016-C2	09CK15-83	8/12/2009	2.89	0.24	3.67	4.41	10.52	2.89	26.92	55.51	14.68	
KK-SD016-N	09CK15-84	8/12/2009	0	0	0	0.17	0.52	0	3.61	82.66	13.74	
KK-SD017-A	09CK15-74	8/13/2009	10.63	0	0.93	0.46	2.32	10.63	5.57	60.6	23.2	
KK-SD017-B	09CK15-75	8/13/2009	1.13	0.27	1.62	1.89	4.32	1.13	10.79	66.49	21.59	
KK-SD017-C1	09CK15-76	8/13/2009	4.49	0.4	2.42	1.62	4.85	4.49	12.93	58.34	24.25	
KK-SD017-C2	09CK15-77	8/13/2009	8.77	1.42	8.52	7.45	13.49	8.77	41.17	42.96	7.1	
KK-SD017-C3	09CK15-78	8/13/2009	2.09	0.85	6.41	5.13	14.96	2.09	40.17	49.19	8.55	
KK-SD017-N	09CK15-79	8/13/2009	0	0	1.23	1.73	5.67	0	15.53	74.61	9.86	
KK-SD019-A	09CK15-63	8/12/2009	14.9	0.53	7.89	8.95	24.74	14.9	53.68	15.95	15.47	
KK-SD019-B	09CK15-64	8/12/2009	6.27	0.63	16.47	13.3	31.03	6.27	83.6	3.8	6.33	
KK-SD019-C1	09CK15-65	8/12/2009	3.26	0	4.55	4.93	11	3.26	27.69	34.91	34.14	

Table B-2

KK River Project

*Geotechnical Data, July—September 2009*

Station Location	Lab Sample No.	Sample Date	Particle Size Distribution - % Retained on Sieves (Not Cumulative)						Soil Type			Total Suspended Solids (mg/L)
			No. 10	No. 20	No. 40	No. 60	No. 140	No. 240	% Sand	% Silt	% Clay	
KK-SD019-C2	09CK15-66	8/12/2009	2.11	0.36	5.02	5.02	15.41	2.11	39.42	40.55	17.92	
KK-SD019-C3	09CK15-67	8/12/2009	0.96	0	2.49	2.49	10.27	0.96	32.04	51.44	15.55	
KK-SD019-N	09CK15-68	8/12/2009	1.79	2.26	7.16	14.14	29.78	1.79	65.78	30.54	1.88	
KK-SD020-A	09CK15-50	8/11/2009	0.11	0.23	1.3	5.35	12.39	0.11	23.71	74.66	1.53	
KK-SD020-B	09CK15-51	8/11/2009	0.08	0.07	0.56	0.56	2.12	0.08	5.64	92.15	2.12	
KK-SD020-C1	09CK15-52	8/11/2009	0.06	0	0.05	0.1	0.57	0.06	2.13	95.21	2.6	
KK-SD020-N	09CK15-53	8/11/2009	0	0	0.05	0.1	0.16	0	0.42	94.39	5.2	
KK-SD026-A	09CK15-90	8/19/2009	0	0.49	1.47	1.95	6.84	0	17.58	38.46	43.96	
KK-SD026-B	09CK15-91	8/19/2009	0	0.52	2.09	2.61	7.83	0	19.3	38.96	41.74	
KK-SD026-C1	09CK15-92	8/19/2009	2.25	0	4.71	5.23	16.21	2.25	37.13	18.78	41.84	
KK-SD026-C2	09CK15-93	8/19/2009	1.65	0.42	4.22	5.49	16.05	1.65	35.91	32.87	29.57	
KK-SD026-C3	09CK15-94	8/19/2009	7.28	2.64	8.22	10.57	17.02	7.28	45.49	34.03	13.21	
KK-SD026-N	09CK15-96	8/19/2009	0	0.22	0.22	1.99	13.73	0	28.35	61.68	9.97	
KK-SD028-A	09CK16-10	8/20/2009	4.75	0	0.88	0.88	3.08	4.75	6.6	31.45	57.2	
KK-SD028-B	09CK16-11	8/20/2009	1.32	0	1.59	1.59	5.3	1.32	13.78	53.1	31.8	
KK-SD028-C1	09CK16-12	8/20/2009	0.71	0.71	2.85	2.14	3.91	0.71	12.81	61.56	24.91	
KK-SD028-C2	09CK16-13	8/20/2009	1.6	0	2.76	3.99	12.88	1.6	29.76	62.51	6.14	
KK-SD028-C3	09CK16-14	8/20/2009	0.82	0	2.17	3.04	12.15	0.82	32.97	48.86	17.35	
KK-SD028-N	09CK16-15	8/20/2009	0.1	0	0.48	0.97	7	0.1	14.73	75.52	9.66	
KK-SD030-A	09CK15-97	8/19/2009	2.54	0	1.76	2.11	4.58	2.54	11.97	46.75	38.74	
KK-SD030-B	09CK15-98	8/19/2009	0.39	0.33	0.98	0.98	3.58	0.39	10.41	59.92	29.28	
KK-SD030-C1	09CK15-99	8/19/2009	4.2	1.01	3.02	5.71	11.75	4.2	27.87	41.07	26.86	
KK-SD030-C2	09CK16-01	8/19/2009	7.79	0.35	3.11	3.81	8.65	7.79	23.19	46.53	22.5	
KK-SD030-N	09CK16-02	8/19/2009	5.48	0.81	4.03	4.43	7.66	5.48	21.76	36.5	36.26	
KK-SD037-A	09CK16-16	8/21/2009	0.3	0	1.2	1.2	4.79	0.3	11.98	39.81	47.91	
KK-SD037-B	09CK16-17	8/21/2009	0	0.5	1	0.5	2	0	6.01	33.85	60.14	
KK-SD037-C1	09CK16-18	8/21/2009	0.53	0.53	1.58	2.11	4.74	0.53	13.16	12.63	73.68	
KK-SD037-C2	09CK16-19	8/21/2009	0.78	0	1.85	2.31	7.39	0.78	17.08	40.58	41.55	
KK-SD037-C3	09CK16-20	8/21/2009	1.07	0.38	3.83	5.75	17.63	1.07	41.01	34.92	23	
KK-SD040-A	09CK16-03	8/19/2009	2.55	0.82	2.47	3.29	7.41	2.55	19.76	3.57	74.11	
KK-SD040-B	09CK16-04	8/19/2009	0	0.5	0.99	0.5	2.48	0	6.93	36.1	56.96	
KK-SD040-C1	09CK16-05	8/19/2009	0	0.43	0.87	0.43	2.17	0	6.51	43.57	49.92	
KK-SD040-C2	09CK16-06	8/19/2009	10.46	1.09	2.89	2.89	7.24	10.46	19.18	46.85	23.52	

Table B-2

KK River Project

*Geotechnical Data, July—September 2009*

Station Location	Lab Sample No.	Sample Date	Particle Size Distribution - % Retained on Sieves (Not Cumulative)						Soil Type			Total Suspended Solids (mg/L)
			No. 10	No. 20	No. 40	No. 60	No. 140	No. 240	% Sand	% Silt	% Clay	
KK-SD040-C3	09CK16-08	8/19/2009	0.78	0	1.19	1.19	2.98	0.78	8.66	66.69	23.88	
KK-SD040-N	09CK16-09	8/19/2009	4.64	0.42	2.11	1.69	2.95	4.64	9.7	39.3	46.37	
KK-SD041-A	09CK16-36	8/21/2009	0.32	0.64	2.56	3.21	9.62	0.32	23.08	6.09	70.51	
KK-SD041-B	09CK16-35	8/21/2009	0.79	0	0.79	0.79	3.53	0.79	8.24	36.02	54.95	
KK-SD041-C1	09CK16-34	8/21/2009	0.15	0.49	1.95	2.43	10.22	0.15	24.33	26.87	48.66	
KK-SD041-C2	09CK16-32	8/21/2009	0.39	0	2.3	2.96	10.19	0.39	25.96	37.51	36.14	
KK-SD041-C3	09CK16-31	8/21/2009	2.16	0.42	3.32	3.32	10.38	2.16	26.57	38.07	33.21	
KK-SD041-N	09CK16-42	8/21/2009	0.18	0	1.25	1.75	6.25	0.18	17.26	62.55	20.01	
KK-SD045-A	09CK16-37	8/19/2009	0.08	0.77	2.31	2.31	6.17	0.08	16.98	5.79	77.16	
KK-SD045-B	09CK16-38	8/19/2009	2.34	0.46	1.38	1.84	5.05	2.34	11.48	26.48	59.7	
KK-SD045-C1	09CK16-39	8/19/2009	0	0	2.21	2.94	6.62	0	16.91	2.21	80.88	
KK-SD045-C2	09CK16-40	8/19/2009	3.32	0.38	2.27	3.4	9.07	3.32	20.77	45.69	30.22	
KK-SD045-N	09CK16-41	8/19/2009	0.66	0	9.84	9.02	16.4	0.66	50.02	0.12	49.2	
KK-SD049-A	09CK16-21	8/21/2009	1.74	0.42	2.91	6.64	6.23	1.74	19.93	53.42	24.91	
KK-SD049-B	09CK16-22	8/21/2009	0.49	1.09	7.63	12.53	13.07	0.49	44.12	33.6	21.79	
KK-SD049-C1	09CK16-23	8/21/2009	0.46	0.39	2.31	5.78	6.16	0.46	18.87	53.72	26.95	
KK-SD049-C2	09CK16-24	8/21/2009	0.55	0	3.2	3.2	10.07	0.55	28.82	52.32	18.3	
KK-SD049-C3	09CK16-25	8/21/2009	1.04	0.34	2.35	4.03	8.4	1.04	22.86	55.93	20.17	
KK-SD049-N	09CK16-26	8/21/2009	0.66	0	4.59	5.61	8.67	0.66	24.99	38.65	35.7	
KK-SD050-A	09CK16-27	8/21/2009	0.52	0	0.75	0.75	2.61	0.52	6.72	51.69	41.07	
KK-SD050-B	09CK16-28	8/21/2009	1.42	0.57	1.71	1.71	3.41	1.42	11.37	36.05	51.16	
KK-SD050-C1	09CK16-29	8/21/2009	0.39	0	1.97	2.47	7.89	0.39	18.75	41.38	39.47	
KK-SD050-N	09CK16-30	8/21/2009	0.8	0	2.19	2.19	4.73	0.8	13.48	60.23	25.49	
KK-SD055-A	09CK16-43	9/1/2009	2.14	0.4	3.96	3.96	6.34	2.14	20.59	61.46	15.81	
KK-SD055-B	09CK16-44	9/1/2009	0.08	0	4.67	2.72	5.45	0.08	20.24	67.82	11.86	
KK-SD055-C1	09CK16-45	9/1/2009	0.42	0	4.18	4.18	9.93	0.42	27.7	50.14	21.74	
KK-SD055-C2	09CK16-46	9/1/2009	1.23	0.32	4.54	4.54	8.1	1.23	24.3	46.8	27.67	
KK-SD055-N	09CK16-47	9/1/2009	0.54	0	1.09	1.09	1.09	0.54	4.62	27.64	67.19	
KK-SD058-A	09CK16-48	9/1/2009	10.13	1.7	8.09	14.47	17.87	10.13	51.5	14.66	23.72	
KK-SD058-B	09CK16-49	9/1/2009	2.72	0.85	9.36	9.36	14.46	2.72	45.94	31.57	19.76	
KK-SD058-C1	09CK16-50	9/1/2009	6.39	0.54	3.79	2.71	7.31	6.39	21.12	60.64	11.86	
KK-SD058-C2	09CK16-51	9/1/2009	0.04	0.43	4.7	3.42	7.69	0.04	25.65	54.55	19.76	
KK-SD058-C3	09CK16-52	9/1/2009	0.19	0.63	5.68	4.1	9.77	0.19	29.64	50.41	19.76	

Table B-2

KK River Project

*Geotechnical Data, July—September 2009*

Station Location	Lab Sample No.	Sample Date	Particle Size Distribution - % Retained on Sieves (Not Cumulative)						Soil Type			Total Suspended Solids (mg/L)
			No. 10	No. 20	No. 40	No. 60	No. 140	No. 240	% Sand	% Silt	% Clay	
KK-SD058-N	09CK16-53	9/1/2009	0.67	0.31	1.53	1.83	1.83	0.67	7.03	13.25	79.05	
KK-SD061-A	09CK16-54	9/2/2009	1.81	2.85	6.18	4.28	9.51	1.81	31.37	25.32	41.5	
KK-SD061-B	09CK16-55	9/2/2009	0.57	0.71	10.61	7.07	16.97	0.57	57.28	30.29	11.86	
KK-SD061-C1	09CK16-56	9/2/2009	13.96	0.65	3.91	3.26	8.48	13.96	23.49	38.83	23.72	
KK-SD061-C2	09CK16-57	9/2/2009	0.37	0.37	6.34	5.6	12.31	0.37	35.81	46.03	17.79	
KK-SD061-C3	09CK16-58	9/2/2009	0.4	1.98	11.86	5.93	9.49	0.4	37.96	45.84	15.81	
KK-SD061-N	09CK16-59	9/2/2009	2.1	0	6.81	9.29	17.95	2.1	47.67	32.44	17.79	
KK-SD063-A	09CK16-60	9/2/2009	0	0.28	1.12	0.84	1.97	0	7.3	33.41	59.29	
KK-SD063-B	09CK16-61	9/2/2009	0.16	0.31	1.88	1.88	3.77	0.16	11.93	32.58	55.34	
KK-SD063-C1	09CK16-62	9/2/2009	0.52	0.29	1.45	1.45	4.36	0.52	12.21	39.84	47.43	
KK-SD063-C2	09CK16-63	9/2/2009	0.28	0	1.25	1.56	4.69	0.28	12.81	59.25	27.67	
KK-SD063-N	09CK16-64	9/2/2009	1.47	1.24	2.47	6.04	14.69	1.47	31.43	7.81	59.29	
KK-SD066-A	09CK16-68	9/2/2009	0.08	0	0.76	0.76	3.79	0.08	12.38	36.16	51.38	
KK-SD066-B	09CK16-69	9/2/2009	0.07	0.18	0.18	0.18	1.66	0.07	6.47	18.35	75.1	
KK-SD066-N	09CK16-70	9/2/2009	0.08	0.17	0.17	0.33	4.63	0.08	20.18	24.4	55.34	
KK-SD071-A	09CK16-65	9/1/2009	5.83	1.5	6.64	15.21	21.64	5.83	56.56	5.99	31.62	
KK-SD071-B	09CK16-66	9/1/2009	15.18	5.77	7.44	8.81	7.9	15.18	37.68	11.57	35.57	
KK-SD071-N	09CK16-67	9/1/2009	0.83	0.24	1.43	0.95	2.38	0.83	9.29	26.63	63.24	
KK-SD072-B	09CK16-71	9/14/2009	27.03	12.73	15.28	21.64	11.77	27.03	63.17	9.64	0.16	
KK-SD072-C1	09CK16-72	9/14/2009	49.11	15.38	16.54	11.46	2.9	49.11	47.15	1.62	2.12	
KK-SD072-N	09CK16-73	9/14/2009	0	0.23	0.23	0.46	2.5	0	10.7	65.16	24.15	
KK-CDFTSS-01	09CK15-44	7/16/2009										68
KK-SW-01	09CK15-01	7/13/2009										65
KK-SW-02	09CK15-12	7/13/2009										48
KK-SW-03	09CK15-23	7/13/2009										47
KK-SW-04	09CK15-34	7/13/2009										45
KK-SW-05	09CK15-37	7/13/2009										47
KK-SW-06	09CK15-38	7/13/2009										41
KK-SW-07	09CK15-39	7/13/2009										47
KK-SW-08	09CK15-40	7/13/2009										35
KK-SW-09	09CK15-41	7/13/2009										31
KK-SW-09FD	09CK15-42	7/13/2009										33
KK-SW-010	09CK15-02	7/13/2009										33

Table B-2

KK River Project

*Geotechnical Data, July—September 2009*

Station Location	Lab Sample No.	Sample Date	Particle Size Distribution - % Retained on Sieves (Not Cumulative)						Soil Type			Total Suspended Solids (mg/L)
			No. 10	No. 20	No. 40	No. 60	No. 140	No. 240	% Sand	% Silt	% Clay	
KK-SW-011	09CK15-03	7/13/2009										218
KK-SW-012	09CK15-04	7/13/2009										203
KK-SW-013	09CK15-05	7/13/2009										109
KK-SW-014	09CK15-06	7/13/2009										77
KK-SW-015	09CK15-07	7/13/2009										54
KK-SW-016	09CK15-08	7/13/2009										72
KK-SW-017	09CK15-09	7/13/2009										63
KK-SW-018	09CK15-10	7/13/2009										37
KK-SW-019	09CK15-11	7/13/2009										227
KK-SW-020	09CK15-13	7/13/2009										54
KK-SW-020FD	09CK15-43	7/13/2009										50

Table B-3

KK River Project

Polycyclic Aromatic Hydrocarbon Data

August–December 2009

Final Polycyclic Aromatic Hydrocarbon Data <sup>1</sup>			2-Methylnaphthalene	Acenaphthene	Acenaphthylene	Anthracene	Benzo(a)anthracene	Benzo(a)pyrene	Benzo(b)fluoranthene	Benzo(g,h,i)perylene	Benzo(k)fluoranthene	Chrysene
Station Location	EPA Sample No.	Sample Date	(ug/kg)	(ug/kg)	(ug/kg)	(ug/kg)	(ug/kg)	(ug/kg)	(ug/kg)	(ug/kg)	(ug/kg)	(ug/kg)
KK-PG-01	E3P84	12/2/2009	3.7 U <sup>4</sup>	3.7	3.7 U	15	110 J <sup>5</sup>	100 J	340	160 J	130 J	180 J
KK-PG-01FD	E3P85	12/2/2009	3.8 U	3.8 U	3.8 U	12	61 J	20 J	170 J	72 J	89 J	100 J
KK-PG-010	E3P94	12/4/2009	3.8 U	3.8 U	3.8 U	8.9	46 J	54 J	85 J	6.7	36 J	82 J
KK-PG-011	E3P95	12/4/2009	4 U	4 U	4 U	9.2	51 J	54 J	80 J	8.8	42 J	76 J
KK-PG-011FD	E3P96	12/4/2009	4.1 U	4.1 U	4.1 U	13 J	120 J	120 J	200 J	77 J	71 J	180 J
KK-PG-012	E3P97	12/4/2009	4.8	6.2	4.6 U	25	130 J	170 J	240	130 J	100 J	230 J
KK-PG-013	E3P98	12/3/2009	3.9 U	3.9 U	3.9 U	8.5	34	42 J	54 J	25	25	51 J
KK-PG-014	E3P99	12/2/2009	26	45 J	6	120 J	380	350	510	240	180 J	490
KK-PG-015	E3PA0	12/3/2009	4.1 U	5.4	4.1 U	27	96 J	120 J	170 J	100 J	85 J	170 J
KK-PG-016	E3PA1	12/4/2009	30	80 J	71 J	370 J	1,000	1,000	1,500	770	720	1,700
KK-PG-017	E3PA3	12/2/2009	3.8 U	3.8 U	3.8 U	5.6	23 J	15 J	38 J	14 J	11 J	40 J
KK-PG-018	E3PA2	12/4/2009	3.8 U	3.8 U	3.8 U	13	66 J	82 J	110 J	67 J	45 J	100 J
KK-PG-019	E3PA4	12/3/2009	3.8 U	3.8 U	3.8 U	16	52 J	64 J	95 J	54	41 J	86 J
KK-PG-02	E3P86	12/2/2009	5.3	5.7	3.9 U	25	140 J	170 J	260	75 J	110 J	230
KK-PG-020	E3PA5	12/2/2009	3.9 U	3.9 U	3.9 U	3.9 U	3.9 UJ <sup>6</sup>	3.9 U	3.9 U	3.9 U	3.9 U	3.9 U
KK-PG-021	E3PA6	12/3/2009	3.7 U	3.7 U	3.7 U	17	71 J	80 J	110 J	65 J	57 J	100 J
KK-PG-021FD	E3PA7	12/3/2009	3.9 U	5.1	4.6	29	100 J	130 J	190 J	110 J	91 J	180 J
KK-PG-022	E3PA8	12/4/2009	4 U	4 U	4 U	11	63 J	66 J	88 J	31	55 J	100 J
KK-PG-023	E3PA9	12/2/2009	3.9 U	3.9 U	3.9 U	3.9 U	3.9 UJ	3.9 U	3.9 U	3.9 U	3.9 U	7.1
KK-PG-024	E3PB0	12/3/2009	6.9	10	6.8	47 J	170 J	190 J	290	150 J	110 J	250
KK-PG-025	E3PB1	12/3/2009	37	47	25	170 J	680	710	1,000	530	480	990
KK-PG-026	E3PB2	12/2/2009	540	680	190 J	1,400 J	4,500 J	3,300	4,800	4,400 J	2,700 J	4,800
KK-PG-027	E3PB3	12/3/2009	3.8 U	3.8 U	3.8 U	4.6	13	12	9.6	7.2	7.3	22
KK-PG-028	E3PB4	12/3/2009	3.8 U	3.8 U	3.8 U	17	56 J	54 J	77 J	27	19	71 J
KK-PG-029	E3PB5	12/3/2009	3.8 U	3.8 U	3.8 U	9.3	35	71 J	49 J	24	22	42 J
KK-PG-03	E3P87	12/3/2009	8.4	11	7.8	59 J	250 J	280	450	270 J	200 J	410
KK-PG-030	E3PB6	12/3/2009	41	120 J	77 J	380	1,700	1,900	2,600	1,300	1,100	2,400
KK-PG-031	E3PB7	12/3/2009	10	18	9.9	81 J	320	350	520	270	200 J	460
KK-PG-031FD	E3PB8	12/3/2009	9.3	15	9.8	58 J	260	270	380	210	190 J	400
KK-PG-032	E3PB9	12/3/2009	3.9 U	3.9 U	3.9 U	14	45 J	43 J	56 J	32	21	57 J
KK-PG-033	E3PC0	12/3/2009	3.9	4.6	3.9	21	73 J	85 J	120 J	71 J	54 J	120 J
KK-PG-034	E3PC1	12/3/2009	4.3	7.2	3.8 U	40 J	160 J	180 J	240	140 J	99 J	230
KK-PG-035	E3PC2	12/3/2009	120 J	340	170 J	1,000	3,900 J	4,300 J	6,400 J	3,100 J	2,100 J	6,200
KK-PG-036	E3PC3	12/3/2009	3.9 U	3.9 U	6.2	17	67 J	81 J	110 J	74 J	49 J	98 J
KK-PG-037	E3PC4	12/3/2009	3.9 U	5	3.9 U	19	96 J	69 J	240	110 J	110 J	160 J
KK-PG-038	E3PC5	12/3/2009	3.9 U	8.3	5.2	34	100 J	96 J	180 J	96 J	86 J	160 J
KK-PG-039	E3PC6	12/3/2009	14	33	11	98 J	340	320	520	260	240	470
KK-PG-039FD	E3PC7	12/3/2009	18	80 J	17	200 J	630	580	850	440	350	770
KK-PG-04	E3P88	12/4/2009	6.1	7	4.1 U	25	150 J	160 J	240	27	97 J	220
KK-PG-05	E3P89	12/3/2009	4.4 U	5.1	4.4 U	120 J	110 J	110 J	140 J	93 J	86 J	150 J

Table B-3

KK River Project

Polycyclic Aromatic Hydrocarbon Data

August—December 2009

Final Polycyclic Aromatic Hydrocarbon Data <sup>1</sup>			2-Methylnaphthalene	Acenaphthene	Acenaphthylene	Anthracene	Benzo(a)anthracene	Benzo(a)pyrene	Benzo(b)fluoranthene	Benzo(g,h,i)perylene	Benzo(k)fluoranthene	Chrysene
Station Location	EPA Sample No.	Sample Date	(ug/kg)	(ug/kg)	(ug/kg)	(ug/kg)	(ug/kg)	(ug/kg)	(ug/kg)	(ug/kg)	(ug/kg)	(ug/kg)
KK-PG-06	E3P90	12/3/2009	4.3 U	4.3 U	4.3 U	21	88 J	93 J	130 J	82 J	64 J	130 J
KK-PG-07	E3P91	12/3/2009	3.8 U	3.8 U	3.8 U	5.7	25	25	29	20	12	40
KK-PG-08	E3P92	12/3/2009	3.9 U	3.9 U	3.9 U	7.7	40 J	48 J	56 J	26	23	56 J
KK-PG-09	E3P93	12/2/2009	6.3	9.6	4.3 U	59 J	200 J	230	340	74 J	170 J	350
KK-SD001-A	E3N03	8/11/2009	160	810	40	1,200	3,000	1,900	3,600	190	1,200	2,800
KK-SD001-B	E3N04	8/11/2009	670	1,600	340	2,100	7,000	4,100	9,000	730	2,200	8,300
KK-SD001-C1	E3N05	8/11/2009	690	2,200	370	3,200	7,700	5,900	6,700	1,200	2,300	8,500
KK-SD001-C3	E3N06	8/11/2009	320	1,400	320	2,200	3,900	3,800	6,500	1,500	1,900	7,300
KK-SD002-A	E3N26	8/12/2009	460	780	46	1,400	3,600	3,300	4,500	2,100	4,200	5,700
KK-SD002-B	E3N27	8/12/2009	1,100	2,300	630	4,500	9,700	7,500	9,500	2,900	6,000	11,000
KK-SD002-C1	E3N28	8/12/2009	530	1,000 J	560	2,800	7,200	6,900	10,000	2,700 J	2,400	12,000
KK-SD002-C1-FD	E3N29	8/12/2009	630	1,500 J	730	3,300	8,200	6,700	9,200	4,200 J	5,700	10,000
KK-SD002-C2	E3N30	8/12/2009	580	1,600	570	3,300	8,900	7,500	9,900	4,100	3,400	11,000
KK-SD002-C3	E3N31	8/12/2009	270	820	64	1,900	3,800	3,200	4,600	1,500	2,100	6,100
KK-SD004-A	E3N32	8/12/2009	85	860	230	1,800	4,100	3,700	4,500	1,900	1,900	4,900
KK-SD004-N	E3N33	8/12/2009	130	85	4.4	97	380	320	470	180	170	580
KK-SD005-A	E3ZT7	8/11/2009	400	1,200	120	2,100	7,400	5,500	9,500	3,500	2,400	8,200
KK-SD005-B	E3ZT8	8/11/2009	150	250	150	890	1,700	1,300	1,500	920	1,200	2,000
KK-SD005-N	E3ZT9	8/11/2009	4 U	4 U	4 U	4 U	4 U	4 U	4 U	4 U	4 U	4 U
KK-SD006-A	E3N36	8/12/2009	230	700	150	780	4,600 J	540 J	5,700 J	54	3,900 J	5,600 J
KK-SD006-B	E3N37	8/12/2009	820	1,700	640	1,900	6,800	6,400	8,000	4,300 J	3,000	10,000
KK-SD006-C1	E3N38	8/12/2009	490	1,100	460	2,500	5,900	5,900	7,300	3,900	3,200	9,000
KK-SD006-C2	E3N39	8/12/2009	330	980	540	2,000	4,700	4,600	5,700	3,400	2,600	7,800
KK-SD006-C3	E3N40	8/12/2009	270	720	280	1,600	3,900	3,200	4,700	1,700	1,900	6,500
KK-SD006-N	E3N41	8/12/2009	4.2 U	4.2 U	4.2 U	4.2 U	4.2 U	4.2 U	5.2	4.2 U	4.2 U	5.6
KK-SD007-A	E3N62	8/13/2009	1,000	1,900	420	1,400 J	13,000	13,000	15,000	8,600	15,000	23,000
KK-SD007-B	E3N63	8/13/2009	900	1,600	310	1,400	10,000	9,700	17,000	3,800	14,000	15,000
KK-SD007-C1	E3N64	8/13/2009	660	1,100	200	1,100	7,800	6,800	11,000	3,600	6,700	10,000
KK-SD007-C2	E3N65	8/13/2009	340	1,000 J	160	830	7,500	7,000	11,000	3,400	8,600	11,000
KK-SD007-C2-FD	E3N66	8/13/2009	260	1,000 J	190	810	6,800	6,500	9,700	3,200	8,000	10,000
KK-SD007-C3	E3N67	8/13/2009	560 J	1,300 J	420 J	2,300 J	3,600 J	3,900 J	8,600	3,300 J	2,200 J	4,200 J
KK-SD007-N	E3N68	8/13/2009	150	260	5.6	120	160	120	140	86	71	160
KK-SD008-A	E3N34	8/12/2009	1,000	2,400	96	4,000	4,700	3,400	4,300	1,400	3,700	6,200
KK-SD008-N	E3N35	8/12/2009	3.8 U	23	3.8 U	36	17	12	14	3.8 U	5	20
KK-SD009-A	E3MZ9	8/11/2009	37	97 J	21	170	490	430	490	210	280	670
KK-SD009-B	E3N00	8/11/2009	10	18 J	5.1 U	57	220	120	260	160 J	100	210
KK-SD009-B-FD	E3N01	8/11/2009	11	19	5.4 U	53 J	180	110	220	52	110	210
KK-SD009-N	E3N02	8/11/2009	3.7 U	3.7 U	3.7 U	3.7 U	3.7 U	3.7 U	3.7 U	3.7 U	3.7 U	3.7 U
KK-SD010-A	E3N42	8/13/2009	1,300	2,900	1,500	9,700 J	19,000	17,000 J	37,000	11,000 J	9,000 J	42,000
KK-SD010-B	E3N43	8/13/2009	320	760	120	1,800	6,200	6,000	9,600	2,400	3,400	6,500

Table B-3

KK River Project

Polycyclic Aromatic Hydrocarbon Data

August—December 2009

Final Polycyclic Aromatic Hydrocarbon Data <sup>1</sup>			2-Methylnaphthalene	Acenaphthene	Acenaphthylene	Anthracene	Benzo(a)anthracene	Benzo(a)pyrene	Benzo(b)fluoranthene	Benzo(g,h,i)perylene	Benzo(k)fluoranthene	Chrysene
Station Location	EPA Sample No.	Sample Date	(ug/kg)	(ug/kg)	(ug/kg)	(ug/kg)	(ug/kg)	(ug/kg)	(ug/kg)	(ug/kg)	(ug/kg)	(ug/kg)
KK-SD010-C1	E3N44	8/13/2009	290	740	270	1,900	4,300	5,100	8,700	3,100	4,200 J	7,500
KK-SD010-C1-FD	E3N45	8/13/2009	310	670	210	1,600	5,000	4,300	8,000	2,600	2,700 J	7,900
KK-SD010-C2	E3N46	8/13/2009	260	560	110	1,300	3,900	4,100	6,000	2,100	2,200 J	7,000
KK-SD010-C3	E3N47	8/13/2009	310	630	150	1,400	2,500 J	2,600	2,900	1,400	1,800 J	3,000 J
KK-SD010-N	E3N48	8/13/2009	4.2 U	4.2 UJ	4.2 U	4.2 U	7.2	4.2 U	5.4 J	4.2 U	4.2 U	10
KK-SD011-A	E3N49	8/13/2009	320	1,000	160	2,900	7,300	5,400	8,900	2,800	2,600 J	6,900
KK-SD011-B	E3N50	8/13/2009	250	570	170	1,500	3,800	3,800	7,400	2,400	3,100 J	6,500
KK-SD011-C1	E3N51	8/13/2009	180	560 J	100	1,300	6,100	4,200	7,400	2,200 J	3,100 J	7,800
KK-SD011-C2	E3N52	8/13/2009	300	670	170	1,700	7,100	4,500	8,000	2,200 J	3,100 J	8,000
KK-SD011-C2-FD	E3N53	8/13/2009	270	720	150	1,500	7,500	4,600	8,700	2,200 J	3,400 J	8,900
KK-SD011-C3	E3N54	8/13/2009	300	890 J	150	820	4,000	3,100	5,100	1,400	2,900	4,600
KK-SD011-N	E3N55	8/13/2009	9.1	9.9	3.9 U	17	93	110	120	37	27	110
KK-SD012-A	E3N07	8/12/2009	620	1,500	370	2,900	6,900	5,300	9,200	2,900	3,800	11,000
KK-SD012-B	E3N08	8/12/2009	740	1,900	530	3,300	7,900	7,700	8,000	3,900	2,300	12,000
KK-SD012-C1	E3N09	8/12/2009	750	4,000	540	4,300	7,900	7,500	9,400	3,700	3,200	12,000
KK-SD012-C2	E3N10	8/12/2009	440	1,200 J	110	2,000	7,800	6,400	9,700	1,900	6,100 J	10,000
KK-SD012-C3	E3N11	8/12/2009	720 J	2,000 J	78	5,900	8,200	5,100 J	6,600	2,000	4,400 J	9,600
KK-SD012-C3-FD	E3N12	8/12/2009	420 J	940 J	59	2,200 J	5,400 J	3,400 J	5,100 J	1,900	2,400 J	6,700
KK-SD012-N	E3N13	8/12/2009	4.1 U	4.1 U	4.1 U	4.1 U	4.1 U	4.1 U	4.1 U	4.1 U	4.1 U	4.1 U
KK-SD013-A	E3ZW0	8/11/2009	1,000	1,200	450	2,400	4,600	3,500	4,600	2,300	1,500	5,300
KK-SD013-B	E3ZW1	8/11/2009	340	350	74	350	830	660	720	500	580	890
KK-SD013-C1	E3ZW2	8/11/2009	54	39	9.7	85	230	97	200	140 J	94	250
KK-SD013-N	E3ZW3	8/11/2009	3.8 U	3.8 UJ	3.8 U	3.8 U	5.8	3.8 U	3.8 U	3.8 U	3.8 U	7
KK-SD014-A	E3N56	8/13/2009	490	1,200	1,500	3,100	6,800	6,800	9,000	4,600 J	3,700	11,000
KK-SD014-B	E3N57	8/13/2009	320	1,100 J	290	3,500	9,800	8,200	12,000	4,400 J	6,700	12,000
KK-SD014-C1	E3N58	8/13/2009	1,100 J	2,300 J	890 J	6,100	18,000	15,000	21,000	10,000	11,000	23,000
KK-SD014-C2	E3N59	8/13/2009	420	1,100	410	2,300	6,400	6,600	7,100	3,700	1,800	11,000
KK-SD014-C3	E3N60	8/13/2009	460	1,300	670	2,900	5,700	5,700	5,900	3,000	2,900	8,900
KK-SD014-N	E3N61	8/13/2009	11	7	4.4 U	4.4 U	13	12	21	13	9	20
KK-SD015-A	E3N78	8/13/2009	800	1,300	120	1,100	9,300	8,500	11,000	2,300	7,800	13,000
KK-SD015-B	E3N79	8/13/2009	710	1,700	140	3,000	14,000	11,000	12,000	4,100 J	14,000	17,000
KK-SD015-C1	E3N80	8/13/2009	760 J	1,800 J	170 J	3,500	16,000	14,000	23,000	3,700 J	7,500	24,000
KK-SD015-C2	E3N81	8/13/2009	1,100 J	2,200 J	130	3,900	10,000	9,500	11,000	3,200 J	9,000	15,000
KK-SD015-N	E3N82	8/13/2009	14	19	3.9 U	32	68	28	39	7	22	78
KK-SD016-A	E3N14	8/12/2009	560	1,600	69	4,500 J	9,000	6,100	8,700	2,000	4,300	11,000
KK-SD016-B	E3N15	8/12/2009	67	270	58	540	1,300 J	910	1,500	430	750	1,300 J
KK-SD016-C1	E3N16	8/12/2009	330 J	650 J	68	1,300 J	3,000 J	2,100	4,000	730	1,500	3,500 J
KK-SD016-C2	E3N17	8/12/2009	100	270 J	50	480	1,300	980	1,500	570	830	1,400
KK-SD016-N	E3N18	8/12/2009	4 U	4 U	4 U	4 U	4 U	8	6.6	4 U	4 U	5.9
KK-SD017-A	E3N69	8/13/2009	260	1,200 J	230	3,200	4,600 J	8,100	11,000	5,600	2,400 J	15,000



Table B-3

KK River Project

Polycyclic Aromatic Hydrocarbon Data

August–December 2009

Final Polycyclic Aromatic Hydrocarbon Data <sup>1</sup>			2-Methylnaphthalene	Acenaphthene	Acenaphthylene	Anthracene	Benzo(a)anthracene	Benzo(a)pyrene	Benzo(b)fluoranthene	Benzo(g,h,i)perylene	Benzo(k)fluoranthene	Chrysene
Station Location	EPA Sample No.	Sample Date	(ug/kg)	(ug/kg)	(ug/kg)	(ug/kg)	(ug/kg)	(ug/kg)	(ug/kg)	(ug/kg)	(ug/kg)	(ug/kg)
KK-SD017-B	E3N70	8/13/2009	300	1,000	730	2,500	6,200	6,600	7,700	3,700 J	2,100 J	12,000
KK-SD017-C1	E3N71	8/13/2009	520	810	200	1,900 J	4,900	5,100	6,300	1,800	4,000	8,000
KK-SD017-C1-FD	E3N72	8/13/2009	790	1,700	320	2,100 J	15,000	13,000	17,000	3,300	8,900	19,000
KK-SD017-C2	E3N73	8/13/2009	430	1,000	140	2,200 J	9,300	8,400	9,900	2,200	8,200	12,000
KK-SD017-C3	E3N74	8/13/2009	310	670 J	200	1,100	4,000	3,800	4,700	1,600	1,900	4,300
KK-SD017-N	E3N75	8/13/2009	4.6 U	4.6 U	4.6 U	4.6 U	11	4.6 U	4.6 U	4.6 U	4.6 U	14
KK-SD018-A	E3N83	8/13/2009	450	1,200	440	2,200	11,000	9,500	10,000	3,100	13,000	14,000
KK-SD018-B	E3N84	8/13/2009	440	960	220	2,900	11,000	9,000	13,000	3,700 J	7,500	14,000
KK-SD018-C1	E3N85	8/13/2009	420	740	210 J	1,700 J	6,600	4,600	7,100	2,000 J	4,800	7,100
KK-SD018-C1-FD	E3N86	8/13/2009	300	570	310 J	1,200 J	2,500 J	2,500	2,700	1,200 J	1,800 J	2,500 J
KK-SD018-C2	E3N87	8/13/2009	450	1,700	390	3,500	9,500	7,700	11,000	3,300	9,000	11,000
KK-SD018-C3	E3N88	8/13/2009	440	860	320	2,100	5,500	4,100	5,900	1,900	3,000 J	5,500
KK-SD018-N	E3N89	8/13/2009	11	16	4.6	80	220	250	300	22	130	280
KK-SD019-A	E3N19	8/12/2009	570	1,400	90	3,200	8,700	6,100	9,700	3,000	5,000	10,000
KK-SD019-B	E3N20	8/12/2009	420	1,200	73	2,600	7,300	4,800	7,700	2,000	3,000	7,900
KK-SD019-C1	E3N21	8/12/2009	400	950	59	2,100	5,800	3,400 J	5,800	1,100 J	2,000 J	7,000
KK-SD019-C1-FD	E3N22	8/12/2009	380	1,200	420 J	2,100	8,100	4,000 J	9,000	1,900 J	1,900 J	8,900
KK-SD019-C2	E3N23	8/12/2009	300	720	280	1,600 J	3,400 J	3,500 J	6,600	1,400 J	2,100 J	4,000 J
KK-SD019-C3	E3N24	8/12/2009	96	270	34	610	1,300	1,100	1,700	490	850	1,700
KK-SD019-N	E3N25	8/12/2009	3.9 U	3.9 U	3.9 U	3.9 U	3.9 U	3.9 U	3.9 U	3.9 U	3.9 U	4
KK-SD020-A	E3ZW4	8/11/2009	100	230	97	560	2,300	2,400	3,200	1,700	2,100	3,600
KK-SD020-B	E3ZW5	8/11/2009	160	530	61	1,000	3,400	3,100	4,500	2,000	1,800	4,200
KK-SD020-C1	E3ZW6	8/11/2009	88	120	35	310 J	780 J	640	780	320	500 J	940
KK-SD020-C1-FD	E3ZW7	8/11/2009	130	130	36	330	530 J	510	690	370	280 J	780
KK-SD020-N	E3ZW8	8/11/2009	4.3 U	4.3 U	4.3 U	4.3 U	4.3 U	4.3 U	4.3 U	4.3 U	4.3 U	4.3 U
KK-SD021-A	E3ZW9	8/11/2009	310	1,400	390	2,400	12,000	11,000	16,000	3,700	2,600	16,000
KK-SD021-B	E3ZX0	8/11/2009	350	1,400	370	2,900	13,000	10,000	16,000	4,200	3,200	16,000
KK-SD021-C1	E3ZX1	8/11/2009	390	1,400	340	2,500	7,600	6,700	8,900	2,800	2,700	9,900
KK-SD021-C2	E3ZX2	8/11/2009	280	720	110	1,300	3,300	2,600	3,300	1,700	2,200	3,600
KK-SD021-N	E3ZX3	8/11/2009	10	29	3.8 U	34	51	46 J	58	14	34	55
KK-SD022-A	E3ZX4	8/10/2009	210	700	64	1,700	3,800	4,000	6,400	2,400	3,000	6,500
KK-SD022-B	E3ZX5	8/10/2009	370	780	77	1,700	3,700	3,700	5,500	2,300	2,200	5,600
KK-SD022-C1	E3ZX6	8/10/2009	420	940	130	2,000	6,200	5,900	8,700	3,200	3,500	8,300
KK-SD022-C2	E3ZX7	8/10/2009	170	610	94	1,200	3,400	3,600	6,600	2,100	1,500	5,700
KK-SD022-N	E3ZX8	8/10/2009	3.8 U	7	3.8 U	3.9	9.4	3.8 U	3.8 U	3.8 U	3.8 U	11
KK-SD023-A	E3NA9	8/18/2009	990 J	1,800	420	3,700	16,000	16,000	25,000	12,000	9,100	24,000
KK-SD023-B	E3NB0	8/18/2009	450	1,000	500	2,300 J	8,300	8,600	15,000	4,500	4,700	14,000
KK-SD023-C1	E3NB1	8/18/2009	340	1,000	360	2,300	8,400	7,500	12,000	3,600	4,400	11,000
KK-SD023-C2	E3NB2	8/18/2009	480	1,600	420	3,300	11,000	9,400	15,000	4,200	5,400	15,000
KK-SD023-C3	E3NB3	8/18/2009	630	1,700	560 J	3,500	10,000	8,300	11,000	4,100	5,900	12,000

Table B-3

KK River Project

Polycyclic Aromatic Hydrocarbon Data

August—December 2009

Final Polycyclic Aromatic Hydrocarbon Data <sup>1</sup>			2-Methylnaphthalene	Acenaphthene	Acenaphthylene	Anthracene	Benzo(a)anthracene	Benzo(a)pyrene	Benzo(b)fluoranthene	Benzo(g,h,i)perylene	Benzo(k)fluoranthene	Chrysene
Station Location	EPA Sample No.	Sample Date	(ug/kg)	(ug/kg)	(ug/kg)	(ug/kg)	(ug/kg)	(ug/kg)	(ug/kg)	(ug/kg)	(ug/kg)	(ug/kg)
KK-SD023-N	E3NB4	8/18/2009	4.5 U	4.5 U	4.5 U	4.5 U	10	4.5 U	4.5 UJ	4.5 U	4.5 U	13 J
KK-SD024-A	E3NB5	8/18/2009	860	1,600	600	4,200	12,000	12,000	18,000	8,100	9,400	19,000
KK-SD024-B	E3NB6	8/18/2009	500	1,300	580	3,600	11,000	10,000	15,000	6,600	8,000	15,000
KK-SD024-C1	E3NB7	8/18/2009	460 J	1,200 J	460 J	2,900 J	7,700	8,000	13,000	5,200	3,700 J	12,000
KK-SD024-C1FD	E3NB8	8/18/2009	980 J	1,900 J	650 J	4,100 J	14,000	13,000	21,000	9,100	9,100	20,000
KK-SD024-C2	E3NB9	8/18/2009	810	1,800	860	2,900	13,000	13,000	22,000	9,700	8,000	19,000
KK-SD024-C3	E3NC0	8/18/2009	340	980	440	1,900	6,400	6,100	9,000	3,200	3,700	9,400
KK-SD024-N	E3NC1	8/18/2009	4.4 U	4.4 U	5.1	4.4 U	7.6	4.4 U	4.4 UJ	4.4 U	4.4 U	9.8 J
KK-SD025-A	E3NC2	8/18/2009	510	1,400	510	2,600	8,100	7,000	11,000	3,700 J	3,800	9,700
KK-SD025-B	E3NC3	8/18/2009	620	1,800	460	3,400	8,900	7,500	9,700	4,600	4,800	9,900
KK-SD025-C1	E3NC4	8/18/2009	650	1,600	440	3,100	6,300	5,600	7,700	4,000	3,100	7,600
KK-SD025-C2	E3NC5	8/18/2009	650	1,600	490	3,100	6,300	5,600	7,500	3,200	4,100	7,600
KK-SD025-C3	E3NC6	8/18/2009	130	390	92	850	2,200	1,900	2,400	1,200	1,200	2,500
KK-SD025-N	E3NC7	8/18/2009	5.2 U	5.4	5.2 U	5.2 U	6	5.2 U	5.2 UJ	5.2 U	5.2 U	7.7 J
KK-SD026-A	E3N90	8/19/2009	260	560	170	1,000 J	5,800	6,000	8,400	2,600 J	3,900 J	9,200
KK-SD026-B	E3N91	8/19/2009	330	980	350	1,500 J	9,600	10,000	15,000	7,300	6,800	15,000
KK-SD026-C1	E3N92	8/19/2009	290	680	220	1,300	6,900	6,600	9,300	3,100 J	4,500	11,000
KK-SD026-C2	E3N93	8/19/2009	1,900	3,400	420	8,300	14,000	12,000	14,000	7,300	7,600	15,000
KK-SD026-C3	E3N94	8/19/2009	720	2,500 J	290	6,400	9,900	9,000	10,000	5,600	6,000	13,000
KK-SD026-C3FD	E3N95	8/19/2009	560	1,700 J	260	3,400 J	9,900	8,400	11,000	3,600 J	5,300	12,000
KK-SD026-N	E3N96	8/19/2009	4.3 U	4.3 U	4.3 U	4.3 U	4.3 U	4.3 U	4.3 U	4.3 U	4.3 U	4.3 U
KK-SD027-A	E3NE7	8/20/2009	500	1,200	800	4,100	12,000	12,000	18,000	8,600	8,200	18,000
KK-SD027-B	E3NE8	8/20/2009	590	1,400	810	4,600	11,000	11,000	17,000	7,100	5,500	16,000
KK-SD027-C1	E3NE9	8/20/2009	570	1,100	630	2,700	8,000	8,100	12,000	5,500	5,800	12,000
KK-SD027-C2	E3NF0	8/20/2009	610	1,200	740	2,700	12,000	12,000	18,000	7,300	3,200	20,000
KK-SD027-C3	E3NF1	8/20/2009	1,100	2,400	600	6,600	13,000	12,000	16,000	6,800	3,200 J	16,000
KK-SD027-N	E3NF2	8/20/2009	13	20	11	43	110	110	240 J	86	57	230 J
KK-SD028-A	E3NF3	8/20/2009	290	760	610	2,500	7,600	7,300	9,900	4,000	2,600	11,000
KK-SD028-B	E3NF4	8/20/2009	930	1,900	1,000	6,600 J	11,000 J	11,000 J	17,000 J	7,600 J	8,700 J	18,000 J
KK-SD028-C1	E3NF5	8/20/2009	1,100 J	2,200 J	950 J	7,500	14,000	14,000	21,000	9,900	9,900	22,000
KK-SD028-C1-FD	E3NF6	8/20/2009	550 J	1,200 J	700 J	3,600 J	8,800	8,900	13,000	6,800	5,900	13,000
KK-SD028-C2	E3NF7	8/20/2009		580	350	1,500	5,300	4,100	7,500	2,600	2,300	7,600
KK-SD028-C3	E3NF8	8/20/2009	370	1,100	510	2,800	7,400	6,700	9,200	3,300	3,300	9,500
KK-SD028-N	E3NF9	8/20/2009	5.2 U	5.2 U	5.2 U	5.2 U	8.9	5.2 U	5.2 UJ	5.2 U	5.2 U	9.8
KK-SD029-A	E3N97	8/19/2009	810	1,300	1,200	3,700	13,000	12,000	19,000	8,400	6,700	20,000
KK-SD029-B	E3N98	8/19/2009	680 J	1,200	300	3,200	12,000	13,000	18,000	9,700	9,400	19,000
KK-SD029-C1	E3N99	8/19/2009	3,300 J	5,700 J	430	14,000	20,000	17,000	21,000	10,000	11,000	23,000
KK-SD029-C1FD	E3NA0	8/19/2009	880 J	1,300 J	320	2,800 J	11,000	12,000	17,000	7,900	8,200	19,000
KK-SD029-C2	E3NA1	8/19/2009	410 J	730 J	250	1,900	7,400	6,800	9,500	3,400 J	5,400	11,000
KK-SD029-C3	E3NA2	8/19/2009	100	240	100	500	2,200 J	1,800 J	2,900 J	850 J	1,700 J	2,800 J

Table B-3

KK River Project

Polycyclic Aromatic Hydrocarbon Data

August–December 2009

Final Polycyclic Aromatic Hydrocarbon Data <sup>1</sup>			2-Methylnaphthalene	Acenaphthene	Acenaphthylene	Anthracene	Benzo(a)anthracene	Benzo(a)pyrene	Benzo(b)fluoranthene	Benzo(g,h,i)perylene	Benzo(k)fluoranthene	Chrysene
Station Location	EPA Sample No.	Sample Date	(ug/kg)	(ug/kg)	(ug/kg)	(ug/kg)	(ug/kg)	(ug/kg)	(ug/kg)	(ug/kg)	(ug/kg)	(ug/kg)
KK-SD029-N	E3NA3	8/19/2009	4.4 U	4.4 U	4.4 U	4.4 U	4.4 U	4.4 U	4.4 U	4.4 U	4.4 U	5.3 J
KK-SD030-A	E3NA4	8/19/2009	340	1,300	380	2,400	11,000	10,000	16,000	6,600	5,900	16,000
KK-SD030-B	E3NA5	8/19/2009	500 J	1,400	280	3,000	12,000	11,000	16,000	7,000	8,300	19,000
KK-SD030-C1	E3NA6	8/19/2009	750 J	1,400	280	3,800	15,000	14,000	20,000	8,200	9,600	22,000
KK-SD030-C2	E3NA7	8/19/2009	690 J	510 J	340	930	3,200 J	3,000 J	4,100	1,200 J	2,300 J	4,200 J
KK-SD030-N	E3NA8	8/19/2009	5.3 U	8.5	5.3 U	7.6	21	12	15	8.2	9.4 J	28 J
KK-SD031-A	E3NN7	8/22/2009	610	1,900	970	6,600 J	17,000	16,000	24,000	4,800 J	13,000	24,000
KK-SD031-B	E3NN8	8/22/2009	280	910	590	3,100	10,000	10,000	15,000	7,500	3,400 J	15,000
KK-SD031-C1	E3NN9	8/22/2009	320	900 J	410	2,700 J	10,000	9,400	14,000	6,600	2,700 J	12,000
KK-SD031-C1FD	E3NS7	8/22/2009	640	1,500	790	6,300	14,000	15,000	23,000	10,000	9,200	22,000
KK-SD031-C2	E3NP0	8/22/2009	250 J	820	420	2,100	6,600	6,900	10,000	4,200 J	2,900 J	10,000
KK-SD031-C3	E3NP1	8/22/2009	82	300	100	750	2,300	2,100	3,400	1,200	1,000	3,000
KK-SD031-N	E3NP2	8/22/2009	4.5 U	4.5 UJ	4.5 U	4.5 U	11	12	22	7.8	5.3	11
KK-SD032-A	E3NG0	8/20/2009	500	1,100	1,100 J	3,700	11,000	10,000	16,000	5,900	3,200	18,000
KK-SD032-B	E3NG1	8/20/2009	330	700	720	3,500	8,600	8,300	12,000	3,800	3,600	14,000
KK-SD032-C1	E3NG2	8/20/2009	220	480	410	1,600	4,400	4,100	7,700	2,800	2,600	8,500
KK-SD032-C2	E3NG3	8/20/2009	1,100 J	1,700 J	680 J	4,800 J	12,000	12,000	18,000	7,100	3,600	18,000
KK-SD032-C2-FD	E3NG4	8/20/2009	300 J	610 J	320	1,800 J	4,400 J	4,000 J	7,300	2,600 J	2,700	7,700
KK-SD032-C3	E3NG5	8/20/2009	420	950	650	2,300	9,100	9,200	13,000	5,500	6,600	14,000
KK-SD032-N	E3NG6	8/20/2009	4.4 U	4.4 U	4.4 U	4.4 U	4.9	4.4 U	4.4 UJ	4.4 U	4.4 U	6.1
KK-SD033-A	E3NC8	8/19/2009	160	480	63	1,100	2,800	2,700	2,600	1,600	2,800	3,400
KK-SD033-B	E3NC9	8/19/2009	120	140	37	200	1,000	1,000	1,000	620	980	1,400
KK-SD033-C1	E3ND0	8/18/2009	160	130	22	240	500	440	610	310	250	580
KK-SD033-C2	E3ND1	8/19/2009	53	50 J	11	56 J	260 J	240	300 J	45	97	270
KK-SD033-C2FD	E3ND2	8/19/2009	66	120	13	170	370 J	340 J	440 J	270	220	420 J
KK-SD033-C3	E3ND3	8/19/2009	27	27	10	44	190 J	370	630	54	200	310
KK-SD033-N	E3ND4	8/19/2009	5.8 U	5.8 U	5.8 U	5.8 U	7.1	5.8 U	10	5.8 U	5.8 UJ	11 J
KK-SD034-A	E3NP3	8/22/2009	380	1,400	730	3,400 J	11,000	8,300	15,000	4,900	3,400	12,000
KK-SD034-B	E3NP4	8/22/2009	570	1,600	860	4,000	13,000	10,000	16,000	3,300 J	4,200	16,000
KK-SD034-C1	E3NP5	8/22/2009	870	1,800	1,400	5,000 J	18,000	13,000	22,000	7,300	8,100	21,000
KK-SD034-C2	E3NP6	8/22/2009	180	740	570	2,500	5,600	4,500	6,000	3,600	3,300	6,000
KK-SD034-C3	E3NP7	8/22/2009	310	900	480	2,300	8,000	6,200	10,000	3,200	3,200	8,500
KK-SD034-N	E3NP8	8/22/2009	10	17	5.3	12	93	73	140	32	25	91 J
KK-SD035-A	E3NP9	8/22/2009	360	1,000	710	3,700	7,500	6,400	10,000	3,600	4,300	8,600
KK-SD035-B	E3NQ0	8/22/2009	390	1,200	650	4,300 J	13,000	10,000	15,000	7,200	11,000	15,000
KK-SD035-C1	E3NQ1	8/22/2009	610	1,500	640	4,300	16,000	13,000	16,000	7,700	16,000	18,000
KK-SD035-C2	E3NQ2	8/22/2009	380	840	550	2,600	7,100	7,300	9,500	4,500 J	3,800	12,000
KK-SD035-C3	E3NQ3	8/22/2009	350	1,000	600	2,700 J	8,000	6,000	7,800	3,400	3,500	7,800
KK-SD035-C3FD	E3NQ4	8/22/2009	370	1,100	500	2,300 J	8,100	6,400	8,400	3,600	3,000	11,000
KK-SD035-N	E3NQ5	8/22/2009	18	39	4.6 U	25	11	4.6 U	8.8	4.6 U	4.6 U	9.9

Table B-3

KK River Project

Polycyclic Aromatic Hydrocarbon Data

August–December 2009

Final Polycyclic Aromatic Hydrocarbon Data <sup>1</sup>			2-Methylnaphthalene	Acenaphthene	Acenaphthylene	Anthracene	Benzo(a)anthracene	Benzo(a)pyrene	Benzo(b)fluoranthene	Benzo(g,h,i)perylene	Benzo(k)fluoranthene	Chrysene
Station Location	EPA Sample No.	Sample Date	(ug/kg)	(ug/kg)	(ug/kg)	(ug/kg)	(ug/kg)	(ug/kg)	(ug/kg)	(ug/kg)	(ug/kg)	(ug/kg)
KK-SD036-A	E3NH8	8/20/2009	320	590	500	2,100	4,700	4,300	7,500	3,700	2,300	7,100
KK-SD036-B	E3NH9	8/20/2009	400	810	700	2,800	5,400	5,300	9,200	4,000	3,600	9,000
KK-SD036-C1	E3NJ0	8/20/2009	440	890	460	2,700	6,200	6,100	9,300	4,800	3,600	9,600
KK-SD036-C2	E3NJ1	8/20/2009	380	650	390	1,400	4,500	4,000	5,600	2,700	2,800	5,600
KK-SD036-C3	E3NJ2	8/20/2009	300	550	330	1,300	3,400	2,800	4,100	1,500	1,900	3,700
KK-SD036-N	E3NJ3	8/20/2009	4.8 U	4.8 U	4.8 U	4.8 U	7.8 J	4.8 U	4.8 U	4.8 U	4.8 U	10
KK-SD037-A	E3NJ4	8/21/2009	5.8 U	5.8 U	5.8 U	5.8 U	10 J	5.8 U	5.8 U	5.8 U	5.8 U	12
KK-SD037-B	E3NJ5	8/21/2009	410	700	750	2,800	6,100	6,200	10,000	4,800	3,300	11,000
KK-SD037-C1	E3NJ6	8/21/2009	480	950	740	3,200	6,200	5,800	8,800	4,500	3,400	9,300
KK-SD037-C2	E3NJ7	8/21/2009	420	780	570	2,700	5,400	5,100	9,000	4,400	3,300	8,600
KK-SD037-C3	E3NJ8	8/21/2009	390 J	550	480 J	1,400	4,500	4,500	6,900	3,600 J	3,000 J	6,800
KK-SD037-C3-FD	E3NJ9	8/21/2009	280 J	550	350 J	1,500	3,800	3,800	4,700	2,400 J	2,100 J	5,500
KK-SD038-A	E3NQ6	8/22/2009	370	820 J	410	2,600 J	8,000	8,600	14,000	6,400	5,400	13,000
KK-SD038-B	E3NQ7	8/22/2009	510	1,200	650	3,900	13,000	10,000	13,000	7,000	11,000	15,000
KK-SD038-C1	E3NQ8	8/22/2009	820 J	1,800 J	1,100 J	5,100 J	21,000	19,000	29,000	12,000	16,000	26,000
KK-SD038-C2	E3NQ9	8/22/2009	160 J	420	410	1,000 J	3,500	3,400	4,700	2,100	2,600 J	4,800
KK-SD038-C2FD	E3NR0	8/22/2009	240 J	520	520	1,400 J	5,400	3,900	5,500	2,400	1,700 J	5,600
KK-SD038-N	E3NR1	8/22/2009	5.8 U	5.8 U	5.8 U	36	56	46	57	52	39	46
KK-SD039-A	E3ND5	8/19/2009	120	160	420	450	1,300	880	1,300	590	580	1,800
KK-SD039-B	E3ND6	8/19/2009	170	270	360	660	1,600	1,400	2,000	880	900	2,200
KK-SD039-C1	E3ND7	8/19/2009	140	140	48	290	810	700	1,000	450	370	1,100
KK-SD039-C2	E3ND8	8/19/2009	120	110	30	240	580	480	680	290	360	680
KK-SD039-N	E3ND9	8/19/2009	3.9 U	3.9 U	3.9 U	3.9 U	10	5.5	9.6	3.9 U	3.8 J	13 J
KK-SD040-A	E3NE0	8/19/2009	450	750	730	2,600	8,200	7,700	13,000	4,600 J	4,200 J	12,000
KK-SD040-B	E3NE1	8/19/2009	420	1,200	960	4,000	11,000	9,700	16,000	6,500	5,700	15,000
KK-SD040-C1	E3NE2	8/19/2009	320	950	670	2,900	8,000	8,300	13,000	5,700	5,000	13,000
KK-SD040-C2	E3NE3	8/19/2009	350	740	630	1,900	6,300	6,500	10,000	4,400	3,900	9,800
KK-SD040-C2FD	E3NE4	8/19/2009	380	720	660	1,900	6,600	6,800	10,000	4,800	4,400 J	11,000
KK-SD040-C3	E3NE5	8/19/2009	50	38	15	120	360	360	470	260	180	480
KK-SD040-N	E3NE6	8/19/2009	5.8	10	5.6 U	18	41	23	36	8.8	17 J	48 J
KK-SD041-A	E3NR2	8/21/2009	670	1,800	1,100	6,700 J	4,300 J	17,000	28,000	11,000	11,000	27,000
KK-SD041-B	E3NR3	8/21/2009	250	600	390	2,000	7,000	6,600	11,000	3,900 J	2,800 J	10,000
KK-SD041-C1	E3NR4	8/21/2009	640 J	1,500 J	770 J	4,100	15,000	15,000	23,000	9,700	9,500	22,000
KK-SD041-C2	E3NR5	8/21/2009	2,200 J	2,400 J	740 J	3,400	13,000	9,400	12,000	6,500	4,300	13,000
KK-SD041-C3	E3NR6	8/21/2009	340	580	420	1,500	4,200	3,600	6,700	2,200	2,200	6,200
KK-SD041-N	E3NR7	8/21/2009	4.8 U	4.8 U	4.8 U	4.8 U	4.9	4.8 U	4.8 U	4.8 U	4.8 U	5.7
KK-SD042-A	E3NR8	8/21/2009	480	920	620	2,200	7,600	5,900	8,100	4,800 J	3,700 J	8,000
KK-SD042-B	E3NR9	8/21/2009	440 J	1,100 J	700 J	2,800 J	13,000	9,800	12,000	2,300	4,400	15,000
KK-SD042-C1	E3NS0	8/21/2009	290 J	920 J	530 J	2,400 J	7,700	6,900	11,000	4,000 J	4,600	11,000
KK-SD042-C1FD	E3NS1	8/21/2009	250	660 J	380 J	1,700 J	6,200	4,900	6,000	2,900 J	2,500 J	5,500

Table B-3

KK River Project

Polycyclic Aromatic Hydrocarbon Data

August–December 2009

Final Polycyclic Aromatic Hydrocarbon Data <sup>1</sup>			2-Methylnaphthalene	Acenaphthene	Acenaphthylene	Anthracene	Benzo(a)anthracene	Benzo(a)pyrene	Benzo(b)fluoranthene	Benzo(g,h,i)perylene	Benzo(k)fluoranthene	Chrysene
Station Location	EPA Sample No.	Sample Date	(ug/kg)	(ug/kg)	(ug/kg)	(ug/kg)	(ug/kg)	(ug/kg)	(ug/kg)	(ug/kg)	(ug/kg)	(ug/kg)
KK-SD042-C2	E3NS2	8/21/2009	200	600	340	1,400	5,100	3,800	6,700	2,600	2,200	7,500
KK-SD042-C3	E3NS3	8/21/2009	170	550 J	130	1,400	5,800	5,400	8,300	2,700	2,100	8,200
KK-SD042-N	E3NS4	8/21/2009	5.1 U	5.1 U	5.1 U	5.1 U	5.1 U	5.1 U	5.1 UJ	5.1 U	5.1 U	6.4 J
KK-SD043-A	E3NK0	8/21/2009	17	44	13	190	720	590	820	330	360	810
KK-SD043-B	E3NK1	8/21/2009	24	68	15	270	1,000	850	1,100	530	410	1,300
KK-SD043-C1	E3NK2	8/21/2009	19	68	17	190	820	780	1,200	490	430	1,100
KK-SD043-C2	E3NK3	8/21/2009	16	59	14	200	730	640	850	400	350	820
KK-SD043-C3	E3NK4	8/21/2009	20	18	7.3	28	120	50	160 J	28	38 J	110
KK-SD043-N	E3NK5	8/21/2009	5.8 U	5.8 U	5.8 U	5.8 U	5.8 U	5.8 U	5.8 U	5.8 U	5.8 U	5.8 U
KK-SD044-A	E3NL3	8/21/2009	16	40	9.9	190 J	470	420	590	260 J	210 J	650
KK-SD044-B	E3NL4	8/21/2009	170 J	290 J	64 J	690	1,300	1,100	1,500	590	660	1,800
KK-SD044-C1	E3NL5	8/21/2009	62 J	270 J	71 J	970	1,400	1,200	1,900	700	680	2,000
KK-SD044-C2	E3NL6	8/21/2009	24	63 J	19	240 J	750	710	1,000	440	460	1,000
KK-SD044-C3	E3NL7	8/21/2009	100 J	390	100 J	780	1,800	1,600	2,100	870	1,000	2,200
KK-SD044-C3-FD	E3NL8	8/21/2009	35	120 J	67 J	340	1,100	1,000	1,500	580	500	1,400
KK-SD044-N	E3NL9	8/21/2009	13	25	7.9	67 J	200 J	200 J	260	130 J	110 J	280
KK-SD045-A	E3NG7	8/19/2009	340	3,800	420	9,900	17,000	4,500 J	28,000	11,000	2,400 J	20,000
KK-SD045-B	E3NG8	8/19/2009	410	780	540	2,300	7,500	7,400	12,000	4,300	2,800	11,000
KK-SD045-C1	E3NG9	8/19/2009	220	410	360	1,600	4,400	4,300	7,200	3,100	2,900	7,700
KK-SD045-C2	E3NH0	8/19/2009	300	450	210	890	5,700	5,700	8,000	2,600	4,500	8,800
KK-SD045-N	E3NH1	8/19/2009	6.5 U	6.5 UJ	6.5 U	6.5 U	6.5 U	6.5 U	6.8	6.5 U	6.5 UJ	9.3 J
KK-SD046-A	E3NH2	8/19/2009	730	1,000 J	330	2,400 J	9,600	10,000	16,000	7,400	5,700 J	16,000
KK-SD046-B	E3NH3	8/19/2009	310	590 J	300	1,900 J	7,100	7,100	10,000	3,600	5,600	12,000
KK-SD046-C1	E3NH4	8/19/2009	250	440 J	220	1,400 J	5,900	6,300	8,900	2,800 J	3,900 J	10,000
KK-SD046-C1-FD	E3NH5	8/19/2009	460 J	810 J	290 J	2,600 J	11,000	11,000	15,000	8,100	8,300	17,000
KK-SD046-C2	E3NH6	8/19/2009	340	630	190	1,600	4,900	4,400	6,100	1,700	4,100	6,600
KK-SD046-N	E3NH7	8/19/2009	6.4	7.3	5.2 U	7.1	21	14	22	7	8.9 J	32
KK-SD047-A	E3NM0	8/21/2009	8.6	17	8	80 J	240 J	220 J	340	160 J	110 J	350
KK-SD047-B	E3NM1	8/21/2009	32	88 J	74 J	340	1,100	940	1,400	500	590	1,500
KK-SD047-C1	E3NM2	8/21/2009	120 J	110 J	70 J	320	930	780	1,100	490	630	1,300
KK-SD047-C2	E3NM3	8/21/2009	69 J	220 J	110 J	670	2,200	2,000	3,000	1,100	990	2,600
KK-SD047-C2-FD	E3NM4	8/21/2009	65 J	180 J	94 J	500	1,700	1,500	2,000	890	1,100	2,200
KK-SD047-C3	E3NM5	8/21/2009	130 J	290	130 J	700	2,000	1,700	2,100	990	1,200	2,200
KK-SD047-N	E3NM6	8/21/2009	4 U	4 U	4 U	9.8	44 J	22	54 J	12	15 J	59 J
KK-SD048-A	E3NM7	8/21/2009	13	37	10	190	480	430	610	410	310	650
KK-SD048-B	E3NM8	8/21/2009	15	43	13	180	670	620	900	420	370	930
KK-SD048-C1	E3NM9	8/21/2009	49	120	23	330	1,100	910	1,300	560	650	1,400
KK-SD048-C2	E3NN0	8/21/2009	110	170	120	610	1,800	1,700	2,700	1,200	1,100	2,600
KK-SD048-C3	E3NN1	8/21/2009	72	180	30	490	1,500	1,400	2,200	910	870	2,000
KK-SD048-N	E3NN2	8/21/2009	5.4 U	5.4 U	5.4 U	5.4 U	5.4 U	5.4 U	5.4 U	5.4 U	5.4 U	5.4 U

Table B-3

KK River Project

Polycyclic Aromatic Hydrocarbon Data

August–December 2009

Final Polycyclic Aromatic Hydrocarbon Data <sup>1</sup>			2-Methylnaphthalene	Acenaphthene	Acenaphthylene	Anthracene	Benzo(a)anthracene	Benzo(a)pyrene	Benzo(b)fluoranthene	Benzo(g,h,i)perylene	Benzo(k)fluoranthene	Chrysene
Station Location	EPA Sample No.	Sample Date	(ug/kg)	(ug/kg)	(ug/kg)	(ug/kg)	(ug/kg)	(ug/kg)	(ug/kg)	(ug/kg)	(ug/kg)	(ug/kg)
KK-SD049-A	E3NK6	8/21/2009	12	35	5.3 U	150	270	320	300	51	170 J	330
KK-SD049-B	E3NK7	8/21/2009	17	31 J	7	99	280	280	400	220	170 J	400
KK-SD049-C1	E3NK8	8/21/2009	16 J	35 J	14 J	220	640 J	560 J	860 J	310 J	320 J	850 J
KK-SD049-C1-FD	E3NK9	8/21/2009	33 J	94	24 J	330 J	1,000 J	910 J	1,300 J	500 J	660 J	1,400 J
KK-SD049-C2	E3NLO	8/21/2009	18	38	13	180	510	460	640	400	240 J	590
KK-SD049-C3	E3NL1	8/21/2009	46	42	9	160	350	320	260 J	31 J	100 J	290
KK-SD049-N	E3NL2	8/21/2009	5.6 U	5.6 U	5.6 U	5.6 U	5.6 U	5.6 U	5.6 U	5.6 U	5.6 U	5.6 U
KK-SD050-A	E3NN3	8/21/2009	14	33	14	150 J	450	430	580	250 J	280	610
KK-SD050-B	E3NN4	8/21/2009	31	110 J	69 J	340	880	750	1,100	430	460	1,200
KK-SD050-C1	E3NN5	8/21/2009	14	31	17	170 J	560	520	760	310	310	810
KK-SD050-N	E3NN6	8/21/2009	5.3 U	5.3 U	5.3 U	8	37	14 J	20 J	7.2 J	11 J	44 J
KK-SD051-A	E3P65	9/22/2009	350	1,100	610	2,600	11,000	10,000	16,000 J	1,000 J	2,900 J	13,000
KK-SD051-B	E3P66	9/22/2009	380	1,500	930	3,200	11,000	12,000	18,000 J	6,000	3,300	16,000
KK-SD051-C1	E3P67	9/22/2009	520	1,300	950	3,800	14,000	12,000	18,000 J	6,600	3,800	15,000
KK-SD053-A	E3P49	9/15/2009	260 J	970 J	270 J	1,700 J	6,500	6,900	9,200	3,300 J	2,200 J	9,100
KK-SD053-B	E3P50	9/15/2009	550 J	1,600 J	440 J	2,900 J	10,000	8,900	15,000	3,900 J	2,700 J	13,000
KK-SD053-C1	E3P51	9/15/2009	280	730	570	2,100	7,200	7,100	12,000	3,200	2,900	12,000
KK-SD053-C2	E3P52	9/15/2009	430	1,100	320	1,900	5,200	4,900	7,400	2,600	1,400	7,100
KK-SD053-C3	E3P53	9/15/2009	360	1,000	210 J	1,900	4,000	3,300	4,600	1,900	2,000	3,800
KK-SD053-C3-FR	E3P54	9/15/2009	200 J	650	160 J	1,300	2,600	2,100	2,600 J	1,200	1,600	2,600
KK-SD053-N	E3P55	9/15/2009	3.9 U	3.9 U	3.9 U	7.3 J	9.1	9.5	13	3.9 U	5.6	11
KK-SD054-A	E3P68	9/22/2009	200 J	670	370	1,700	6,300	5,800	9,600 J	2,700 J	2,900 J	7,800
KK-SD054-B	E3P69	9/22/2009	470	1,600	990	5,600	16,000	17,000	23,000 J	9,600	3,000	24,000
KK-SD054-C1	E3P70	9/22/2009	530	1,300	900	2,700	12,000	11,000	16,000 J	6,600	2,800	14,000
KK-SD054-C1-FD	E3P71	9/22/2009	570	1,300	980	3,500	14,000	14,000	22,000 J	8,000	3,100	19,000
KK-SD055-A	E3NX7	9/1/2009	80 J	130 J	29	250 J	580	540	740	370	410	630
KK-SD055-B	E3NX8	9/1/2009	52	78 J	25	160 J	410	330	390	230 J	180 J	400
KK-SD055-C1	E3NX9	9/1/2009	43	63 J	15	74 J	220 J	200 J	200 J	140 J	180 J	230 J
KK-SD055-C2	E3NY0	9/1/2009	39	70 J	17	130 J	320	250 J	310	160 J	120 J	310
KK-SD055-N	E3NY1	9/1/2009	4.8 U	6.6	4.8 U	8.9	34	26	33	17	12	32
KK-SD056-A	E3NW6	9/1/2009	340	1,500	540	4,000	10,000	7,600	11,000	5,100	6,500	12,000
KK-SD056-B	E3NW7	9/1/2009	380	1,000	660	3,300	12,000	8,900	15,000	3,700	9,700	13,000
KK-SD056-C1	E3NW8	9/1/2009	260	650	280	1,900	5,900	5,500	8,800	2,300	2,300 J	7,700
KK-SD056-C2	E3NW9	9/1/2009	380 J	430 J	260 J	1,100 J	3,400 J	3,500	4,100	2,100	2,300 J	4,000 J
KK-SD056-C2FD	E3NX0	9/1/2009	300	620 J	220	1,600 J	4,000	3,600	4,400	1,800	3,200	4,100
KK-SD056-C3	E3NX1	9/1/2009	240	280	190	450	1,400	1,100	1,400	730	580	1,400
KK-SD056-N	E3NX2	9/1/2009	15	18	6.6 U	34	55	28	46	6.6 U	18	42
KK-SD057-A	E3NX3	9/1/2009	210	1,200	320	2,200	6,900	6,700	11,000	1,800 J	3,600	9,100
KK-SD057-B	E3NX4	9/1/2009	160	310	82	490	1,200	1,000	1,100	700	740	1,300
KK-SD057-C1	E3NX5	9/1/2009	150	530	89	830	1,500	1,300	1,400	900	920	1,600

Table B-3

KK River Project

Polycyclic Aromatic Hydrocarbon Data

August–December 2009

Final Polycyclic Aromatic Hydrocarbon Data <sup>1</sup>			2-Methylnaphthalene	Acenaphthene	Acenaphthylene	Anthracene	Benzo(a)anthracene	Benzo(a)pyrene	Benzo(b)fluoranthene	Benzo(g,h,i)perylene	Benzo(k)fluoranthene	Chrysene
Station Location	EPA Sample No.	Sample Date	(ug/kg)	(ug/kg)	(ug/kg)	(ug/kg)	(ug/kg)	(ug/kg)	(ug/kg)	(ug/kg)	(ug/kg)	(ug/kg)
KK-SD057-N	E3NX6	9/1/2009	5.5 U	5.5 U	5.5 U	5.5 U	5.5 U	5.5 U	13	5.5 U	5.5 U	5.8
KK-SD058-A	E3NT3	9/1/2009	310	750	370	2,000	9,800	9,900	16,000	3,100 J	7,500	14,000
KK-SD058-B	E3NT4	9/1/2009	410	940	350	1,900	7,300	5,900	8,500	1,100 J	4,400 J	4,600 J
KK-SD058-C1	E3NT5	9/1/2009	340	950	250	2,100	5,200	4,600	5,300	3,300 J	2,700 J	5,600
KK-SD058-C1-FD	E3NT6	9/1/2009	330	1,100	290	2,600	6,500	5,100	6,000	1,900 J	5,000	6,100
KK-SD058-C2	E3NT7	9/1/2009	180	200	130	460	1,300	1,100	1,300	740	710	1,500
KK-SD058-C3	E3NT8	9/1/2009	130	260	110	310	740	730	750	490	580	900
KK-SD058-N	E3NT9	9/1/2009	14	23 J	6.2 J	9.6	39	28	42	23	19	43
KK-SD059-A	E3P32	9/3/2009	97 J	210 J	150 J	410	950	870	1,400	410	380	1,200
KK-SD059-B	E3P33	9/3/2009	130 J	190 J	96 J	370	890	800	1,100	550	410	920
KK-SD059-N	E3P34	9/3/2009	5.4 U	5.4 U	5.4 U	5.4 U	5.4 U	5.4 U	8.2	5.4 U	5.4 U	7.1
KK-SD060-FR1-N	E3P35	9/3/2009	7.3 U	7.3 U	7.3 U	7.3 U	7.3 U	7.3 U	7.3 U	7.3 U	7.3 U	7.3 U
KK-SD060-FR2-N	E3P39	9/3/2009	5 U	5 U	5 U	5 U	5 U	5 U	5 U	5 U	5 U	5.2
KK-SD060-FR2-NFD	E3P40	9/3/2009	5.1 U	5.1 U	5.1 U	9.8	23	29	30	14	13	30
KK-SD060-N	E3P36	9/3/2009	7 U	7 U	7 U	7 U	7 U	7 U	7 U	7 U	7 U	7 U
KK-SD061-A	E3NY2	9/2/2009	79 J	210 J	150 J	650	2,500	2,300	4,100	1,200	1,200	2,800
KK-SD061-B	E3NY3	9/2/2009	110 J	280 J	190 J	920	3,200	3,100	4,600	1,500	1,400	4,000
KK-SD061-C1	E3NY4	9/2/2009	150 J	400	190 J	1,000	3,800 J	4,500	6,100	1,600 J	3,200 J	6,100
KK-SD061-C2	E3NY5	9/2/2009	96 J	300	140 J	550	1,900 J	2,700 J	3,000	540 J	1,900 J	2,500 J
KK-SD061-C2FD	E3NY6	9/2/2009	120 J	250 J	140 J	770	2,700 J	3,100	3,300	830	3,600	3,100 J
KK-SD061-C3	E3NY7	9/2/2009	110 J	250 J	110 J	400	1,700 J	1,500	3,100	490	850	1,600 J
KK-SD061-N	E3NY8	9/2/2009	6.2 U	6.2 U	6.2 U	6.2 U	6.2 U	6.2 U	6.2 U	6.2 U	6.2 U	6.2 U
KK-SD062-A	E3NY9	9/2/2009	600	2,000	590	3,500	13,000	12,000	18,000 J	7,900	8,200	16,000
KK-SD062-B	E3NZ0	9/2/2009	250 J	760	470	1,800	7,800	7,000	11,000 J	4,800	3,900 J	9,000
KK-SD062-C1	E3NZ1	9/2/2009	230 J	760	380	1,600	7,000	6,400	11,000 J	4,000	3,600 J	8,400
KK-SD062-C2	E3NZ2	9/2/2009	300	780	380	1,400	4,700	3,900 J	7,200 J	2,800	2,800 J	5,800
KK-SD062-C3	E3NZ3	9/2/2009	5.5 U	5.5 U	5.5 U	5.5 U	5.5 U	5.5 U	5.5 U	5.5 U	5.5 U	5.5 U
KK-SD062-N	E3NZ4	9/2/2009	4.2 U	4.2 U	4.2 U	4.2 U	4.2 U	4.2 U	5.3	4.2 U	4.2 U	5.8
KK-SD063-A	E3NZ5	9/2/2009	160 J	800	570	2,900	10,000	8,800	12,000	1,700 J	2,800 J	13,000
KK-SD063-B	E3NZ6	9/2/2009	160 J	350	380	1,600	5,900	4,900	7,300	1,200 J	3,300	7,500
KK-SD063-C1	E3NZ7	9/2/2009	99 J	230 J	170 J	640	2,000 J	2,400 J	3,200	770 J	1,700 J	2,800 J
KK-SD063-C2	E3NZ8	9/2/2009	36	39	16	96 J	380	290	340	170 J	270	330
KK-SD063-C2FD	E3NZ9	9/2/2009	82 J	100 J	45	170 J	420 J	380	520	260 J	200 J	460 J
KK-SD063-N	E3P00	9/2/2009	200	290	160 J	530	1,700	1,300	2,000	1,300	570	1,800
KK-SD064-A	E3P07	9/2/2009	5.4 U	10	5.4 U	14	64 J	65 J	99 J	37	20	75 J
KK-SD064-B	E3P08	9/2/2009	22	72	36	69 J	190 J	190 J	250 J	130 J	100 J	210 J
KK-SD064-N	E3P09	9/2/2009	5.1 U	5.1 U	5.1 U	5.1 U	5.1 U	5.1 U	5.1 U	5.1 U	5.1 U	5.1 U
KK-SD064-NFD	E3P10	9/2/2009	5.5 U	5.5 U	5.5 U	5.5 U	6.4	5.5 U	16	8.2	5.5 U	8.2
KK-SD065-A	E3P01	9/2/2009	230 J	550	410	1,700	6,400	6,100	10,000 J	4,500	2,300	8,200

Table B-3

KK River Project

Polycyclic Aromatic Hydrocarbon Data

August–December 2009

Final Polycyclic Aromatic Hydrocarbon Data <sup>1</sup>			2-Methylnaphthalene	Acenaphthene	Acenaphthylene	Anthracene	Benzo(a)anthracene	Benzo(a)pyrene	Benzo(b)fluoranthene	Benzo(g,h,i)perylene	Benzo(k)fluoranthene	Chrysene
Station Location	EPA Sample No.	Sample Date	(ug/kg)	(ug/kg)	(ug/kg)	(ug/kg)	(ug/kg)	(ug/kg)	(ug/kg)	(ug/kg)	(ug/kg)	(ug/kg)
KK-SD065-B	E3P02	9/2/2009	150 J	290	210 J	740	2,400	2,100	3,300	1,900	960	2,900
KK-SD065-C1	E3P03	9/2/2009	120 J	160 J	85 J	280	710	620	860	440	370	760
KK-SD065-C2	E3P04	9/2/2009	75 J	140 J	100 J	330	1,000	960	1,300	690	600	1,200
KK-SD065-C3	E3P05	9/2/2009	14	36 J	13 J	61 J	150 J	130 J	200 J	92 J	63 J	160 J
KK-SD065-N	E3P06	9/2/2009	3.7 U	3.7 U	3.7 U	3.7 U	3.7 U	3.7 U	3.7 U	3.7 U	3.7 U	3.7 U
KK-SD066-A	E3P11	9/2/2009	79	120 J	76	220 J	670 J	680 J	1,200 J	530 J	360 J	910 J
KK-SD066-B	E3P12	9/2/2009	22 U	30	22 U	85 J	270 J	280 J	440	210 J	180 J	360
KK-SD066-N	E3P13	9/2/2009	4.7 U	4.7 U	4.7 U	4.7 U	7.6	8.9	15	7	6.4	7.7
KK-SD067-A	E3P14	9/2/2009	130 J	850	240 J	1,300	4,300 J	3,200 J	5,900 J	3,000 J	1,800 J	5,000 J
KK-SD067-B	E3P15	9/2/2009	39	98 J	50	200 J	590 J	530	870	340	280	730 J
KK-SD067-N	E3P16	9/2/2009	5.3 U	5.3 U	5.3 U	10	35	32	60 J	24	21	30
KK-SD068-A	E3P17	9/2/2009	30	50 J	13	94 J	280 J	270	430	180 J	140 J	350 J
KK-SD068-B	E3P18	9/2/2009	61	88 J	54 J	210 J	700 J	620	930	430	350	780 J
KK-SD068-N	E3P19	9/2/2009	5.1 U	5.1 U	5.1 U	5.1 U	13	5.1 U	34	18	11	14
KK-SD068-NFD	E3P20	9/2/2009	5.1 U	5.1 U	5.1 U	5.1 U	10	12	25	9.5	9.3	11
KK-SD069-A	E3P21	9/2/2009	140 J	340	290	1,100	3,900	3,000	6,000 J	2,900	1,900	4,300
KK-SD069-B	E3P22	9/2/2009	260 J	650	540	1,900	8,300	7,600	12,000 J	5,900	4,900	9,900
KK-SD069-FR1-A	E3P24	9/2/2009	360	1,000	650	2,400	7,300	6,800	11,000 J	5,000	4,400	10,000
KK-SD069-FR1-B	E3P25	9/2/2009	230 J	720	490	2,300	7,500	7,300	12,000 J	5,600	4,100	10,000
KK-SD069-FR1-C1	E3P26	9/2/2009	130 J	330	130 J	970	1,800	1,400	2,300	910	710	1,900
KK-SD069-FR1-C1FD	E3P27	9/2/2009	68 J	180 J	92 J	400	1,300	1,100	1,600	840	800	1,400
KK-SD069-FR1-N	E3P28	9/2/2009	5.2 U	5.2 U	5.2 U	5.2 U	5.2 U	5.2 U	9.1	5.2 U	5.2 U	7.5
KK-SD069-FR2-A	E3P29	9/1/2009	500	1,900	720	2,800	9,800	8,900	15,000 J	5,900	4,500	13,000
KK-SD069-FR2-B	E3P30	9/1/2009	98 J	320	140 J	810	2,700 J	2,000 J	3,500 J	1,500 J	990 J	2,800 J
KK-SD069-FR2-N	E3P31	9/2/2009	4.9 U	4.9 U	4.9 U	4.9 U	4.9 U	4.9 U	4.9 U	4.9 U	4.9 U	4.9 U
KK-SD069-N	E3P23	9/2/2009	5.2 U	5.2 U	5.2 U	11	59 J	59 J	92 J	26	17	71 J
KK-SD070-A	E3NW0	9/1/2009	370	1,000	250	1,300	2,800	2,200	2,900	1,500	1,600	3,100
KK-SD070-B	E3NW1	9/1/2009	120	330	42 J	430	920	790	1,000	570	410	970
KK-SD070-N	E3NW2	9/1/2009	5.2 U	5.2 U	5.2 U	5.2 U	13	10	20	8.4	7.4	16
KK-SD071-A	E3NW3	9/1/2009	34	49 J	13	88 J	310	280	370	190 J	250	350
KK-SD071-B	E3NW4	9/1/2009	5.8	6.7	4.5	24	79 J	68 J	62 J	62	41 J	92 J
KK-SD071-N	E3NW5	9/1/2009	4.4 U	4.4 U	4.4 U	4.4 U	5.7	4.4 U	4.4 U	4.4 U	4.4 U	6.3
KK-SD072-B	E3P41	9/14/2009	42	87 J	83 J	210 J	730	630	860 J	360	430	810
KK-SD072-C1	E3P42	9/14/2009	35	45 J	32 J	78 J	280	210 J	300 J	78 J	130 J	280
KK-SD072-N	E3P43	9/14/2009	4.4 U	4.4 U	4.4 U	4.4 U	5.5	6.1	8.4	4.8	4.4 U	6.6
KK-SD073-B	E3P56	9/15/2009	13	37 J	19 J	5.7 U	110 J	100 J	140 J	60 J	75	130 J
KK-SD073-C1	E3P57	9/15/2009	5.1 U	6.4 J	5.1 U	8.6	23	25	30	9.2	11	23
KK-SD073-C1-FR	E3P58	9/15/2009	4.8 U	8.2 J	4.8 U	15	24	30	30	7.9	12	25



Table B-3  
 KK River Project  
 Polycyclic Aromatic Hydrocarbon Data  
 August—December 2009

Final Polycyclic Aromatic Hydrocarbon Data <sup>1</sup>			2-Methylnaphthalene	Acenaphthene	Acenaphthylene	Anthracene	Benzo(a)anthracene	Benzo(a)pyrene	Benzo(b)fluoranthene	Benzo(g,h,i)perylene	Benzo(k)fluoranthene	Chrysene
Station Location	EPA Sample No.	Sample Date	(ug/kg)	(ug/kg)	(ug/kg)	(ug/kg)	(ug/kg)	(ug/kg)	(ug/kg)	(ug/kg)	(ug/kg)	(ug/kg)
KK-SD073-N	E3P59	9/15/2009	4.8 U	4.8 U	4.8 U	7.8 J	10	12	14	6.3	6	12
KK-SD074-N	E3P60	9/15/2009	4.6 U	9.7 J	4.6 U	6.7 J	6.2	7.8	9.8	4.6 U	4.6 U	8.2
KK-SD075-B	E3P61	9/15/2009	570	1,900	490	3,000	7,400	5,100	7,000 J	3,000	3,700	7,600
KK-SD075-C1	E3P62	9/15/2009	500	1,300	370	2,300	4,000	3,200	6,400 J	340	2,000	6,400
KK-SD075-C2	E3P63	9/15/2009	270	420	170 J	690	2,000	1,500	2,300 J	340	840	1,900
KK-SD075-N	E3P64	9/15/2009	87	4.6 U	4.6 U	4.6 U	6.1 J	5.9 J	11 J	11 J	5 J	10 J
KK-SD077-B	E3P44	9/14/2009	330 J	600 J	230 J	980 J	3,000	2,400 J	3,200 J	1,400 J	1,800 J	3,100
KK-SD077-C1	E3P45	9/14/2009	310 J	510 J	240 J	1,000 J	3,100	2,600 J	3,700 J	1,500 J	1,500 J	3,300
KK-SD077-C2	E3P46	9/14/2009	16	11 J	9.1 J	41 J	79 J	75 J	97 J	48	51	88 J
KK-SD077-C3	E3P47	9/14/2009	10	5.1 U	6.2 J	28	46 J	50	41	28	26	43
KK-SD077-N	E3P48	9/14/2009	4.8 U	4.8 U	4.8 U	4.8 U	4.8 U	9	13	7.4	6	12

<sup>1</sup>Individual polycyclic aromatic hydrocarbon results are final values.

<sup>2</sup>Final PAH Totals represent the sum of all 18 individual PAHs shown. If an individual PAH was not detected (U or UJ qualifier), half of the reported sample quantitation limit was added to the total.

<sup>3</sup>Preliminary PAH Totals are reported because these were typically used for time-critical project decisions.

<sup>4</sup>A "U" qualifier indicates the analyte was analyzed for but was not detected above the reported sample quantitation limit.

<sup>5</sup>A "J" qualifier indicates the analyte was positively identified; the associated numerical value is the approximate concentration of the analyte in the sample.

<sup>6</sup>A "UJ" qualifier indicates the analyte was not detected above the reported sample quantitation limit. However, the reported quantitation limit is approximate and may or may not represent the actual limit of quantitation necessary to accurately and precisely measure the analyte in the sample.

Table B-3

KK River Project

Polycyclic Aromatic Hydrocarbon Data

August–December 2009

Final Polycyclic Aromatic Hydrocarbon Data <sup>1</sup>			Dibenzo(a,h)anthracene	Fluoranthene	Fluorene	Indeno(1,2,3-c,d)pyrene	Naphthalene	Phenanthrene	Pyrene	Final PAH Total <sup>2</sup>	Prelim. PAH Total <sup>3</sup>
Station Location	EPA Sample No.	Sample Date	(ug/kg)	(ug/kg)	(ug/kg)	(ug/kg)	(ug/kg)	(ug/kg)	(ug/kg)	(mg/kg)	(mg/kg)
KK-PG-01	E3P84	12/2/2009	43 J	310	7.3	150 J	3.7 U	120 J	210	1.88455	1.6252
KK-PG-01FD	E3P85	12/2/2009	30 U	180 J	5.7	69 J	3.8 U	74 J	100 J	0.9753	1.1535
KK-PG-010	E3P94	12/4/2009	6.6	140 J	3.8 U	44 J	3.8 U	58 J	110 J	0.6867	0.5144
KK-PG-011	E3P95	12/4/2009	7	130 J	4 U	20	4 U	55 J	120 J	0.663	0.4784
KK-PG-011FD	E3P96	12/4/2009	12	320	6.9	88 J	4.1 U	130 J	240	1.5861	1.1178
KK-PG-012	E3P97	12/4/2009	16	400	11	120 J	4.6 U	170 J	300	2.0576	1.5332
KK-PG-013	E3P98	12/3/2009	6	93 J	3.9 U	20	3.9 U	31	73 J	0.47225	0.42315
KK-PG-014	E3P99	12/2/2009	64 J	1,100	58 J	210	27	600 J	820	5.226	3.5051
KK-PG-015	E3PA0	12/3/2009	25	290	9.3	84 J	4.1 U	110 J	240	1.53785	1.50675
KK-PG-016	E3PA1	12/4/2009	210 J	3,900	140 J	670	19	1,700 J	2,500	16.38	7.369
KK-PG-017	E3PA3	12/2/2009	3.8 U	60 J	3.8 U	11 J	3.8 U	23	51 J	0.303	0.2615
KK-PG-018	E3PA2	12/4/2009	11	180 J	4.7	56 J	3.8 U	73 J	140 J	0.9553	0.7068
KK-PG-019	E3PA4	12/3/2009	14	150 J	4.2	46 J	3.8 U	58 J	120 J	0.8078	0.892
KK-PG-02	E3P86	12/2/2009	20	410	9.9	120 J	3.9 U	160 J	320	2.0648	1.4279
KK-PG-020	E3PA5	12/2/2009	3.9 U	3.9 U	3.9 U	3.9 U	3.9 U	3.9 U	4	0.0352	0.03315
KK-PG-021	E3PA6	12/3/2009	16	190 J	4.7	57 J	3.7 U	76 J	160 J	1.0111	0.914
KK-PG-021FD	E3PA7	12/3/2009	20	300	7.3	91 J	3.9 U	110 J	240	1.6119	1.4289
KK-PG-022	E3PA8	12/4/2009	8.2	150 J	4.5	46 J	4 U	64 J	130 J	0.8247	0.5593
KK-PG-023	E3PA9	12/2/2009	3.9 U	9.9	3.9 U	3.9 U	3.9 U	4.2	11	0.05755	0.06065
KK-PG-024	E3PB0	12/3/2009	37	490	17	130 J	6.7	190 J	370	2.4714	2.3114
KK-PG-025	E3PB1	12/3/2009	140 J	1,900	75 J	470	37	820	1,500	9.611	8.989
KK-PG-026	E3PB2	12/2/2009	1,200 J	10,000	830	3,900 J	390	5,000	7,300	55.93	66.83
KK-PG-027	E3PB3	12/3/2009	3.8 U	33	3.8 U	6.6	3.8 U	14	21	0.1617	0.1636
KK-PG-028	E3PB4	12/3/2009	7.6	140 J	5.2	22	3.8 U	59 J	120 J	0.6824	0.6364
KK-PG-029	E3PB5	12/3/2009	6	69 J	3.8 U	19	3.8 U	33	63 J	0.4518	0.4248
KK-PG-03	E3P87	12/3/2009	82 J	790	19	210 J	7.3	310 J	590	3.9545	2.6776
KK-PG-030	E3PB6	12/3/2009	350	4,500	170 J	1,200	61 J	2,000	3,200	23.099	23.888
KK-PG-031	E3PB7	12/3/2009	66 J	940	28	240	12	370	690	4.5849	3.5929
KK-PG-031FD	E3PB8	12/3/2009	58 J	700	26	190 J	11	270	560	3.6171	3.0771
KK-PG-032	E3PB9	12/3/2009	7.4	130 J	4.2	26	3.9 U	67 J	94 J	0.6044	0.6184
KK-PG-033	E3PC0	12/3/2009	13	230	6.9	58 J	4.2	86 J	160 J	1.1145	1.0435
KK-PG-034	E3PC1	12/3/2009	27	430	12	120 J	4.5	170 J	310	2.1759	1.6944
KK-PG-035	E3PC2	12/3/2009	880 J	14,000	460	2,800 J	150 J	5,500	9,100	60.52	31.75
KK-PG-036	E3PC3	12/3/2009	12	180 J	5.5	58 J	3.9 U	69 J	130 J	0.96255	0.73555
KK-PG-037	E3PC4	12/3/2009	36	260	8.6	95 J	4.3	97 J	170 J	1.4838	1.34305
KK-PG-038	E3PC5	12/3/2009	36	310	13	85 J	4.5	140 J	220	1.57595	1.74595
KK-PG-039	E3PC6	12/3/2009	77 J	990	42 J	240	16	470	730	4.871	5.274
KK-PG-039FD	E3PC7	12/3/2009	120 J	1,800	84 J	390	27	940	1,300	8.596	8.004
KK-PG-04	E3P88	12/4/2009	17	400	18	100 J	4.4	180 J	310	1.96355	1.4104
KK-PG-05	E3P89	12/3/2009	17	280	9.9	73 J	4.7	120 J	230	1.5531	1.1591

Table B-3

KK River Project

Polycyclic Aromatic Hydrocarbon Data

August–December 2009

Final Polycyclic Aromatic Hydrocarbon Data <sup>1</sup>			Dibenzo(a,h)anthracene	Fluoranthene	Fluorene	Indeno(1,2,3-c,d)pyrene	Naphthalene	Phenanthrene	Pyrene	Final PAH Total <sup>2</sup>	Prelim. PAH Total <sup>3</sup>
Station Location	EPA Sample No.	Sample Date	(ug/kg)	(ug/kg)	(ug/kg)	(ug/kg)	(ug/kg)	(ug/kg)	(ug/kg)	(mg/kg)	(mg/kg)
KK-PG-06	E3P90	12/3/2009	16	240	7.2	68 J	4.3 U	100 J	180 J	1.2278	1.0468
KK-PG-07	E3P91	12/3/2009	4.9	60 J	3.8 U	15	3.8 U	24	51 J	0.3211	0.3212
KK-PG-08	E3P92	12/3/2009	6.7	94 J	3.9 U	21	3.9 U	39 J	81 J	0.50815	0.4269
KK-PG-09	E3P93	12/2/2009	43 J	640	22	160 J	4.8	260	480	3.05085	2.3188
KK-SD001-A	E3N03	8/11/2009	470	8,300	1,000	1,200	110	6,300	6,100	38.38	30.58
KK-SD001-B	E3N04	8/11/2009	1,100	16,000	2,000	2,600	160	12,000	12,000	81.9	53.01
KK-SD001-C1	E3N05	8/11/2009	1,800	17,000	2,800	3,400	120	13,000	13,000	89.88	65.49
KK-SD001-C3	E3N06	8/11/2009	1,000	12,000	1,700	2,300	76	9,000	11,000	66.216	50.74
KK-SD002-A	E3N26	8/12/2009	820	14,000	990 J	2,100	110	7,400	9,100	60.606	87.5
KK-SD002-B	E3N27	8/12/2009	1,900	24,000	3,600	3,900	1,100	19,000	18,000	126.63	92.43
KK-SD002-C1	E3N28	8/12/2009	1,500 J	19,000	1,800	3,300	200	13,000 J	17,000	101.89	73.32
KK-SD002-C1-FD	E3N29	8/12/2009	2,100 J	22,000	2,300	4,100	280	14,000	16,000	110.94	91.34
KK-SD002-C2	E3N30	8/12/2009	2,000	23,000	2,300	4,200	470	15,000	18,000	115.82	94.22
KK-SD002-C3	E3N31	8/12/2009	670	11,000	1,300	1,600	310	8,400	9,300	56.934	46.89
KK-SD004-A	E3N32	8/12/2009	780	9,800	1,100	2,000	62	6,400	8,300	52.417	46.529
KK-SD004-N	E3N33	8/12/2009	38	1,100	93	180	25	770	840	5.4624	5.772
KK-SD005-A	E3ZT7	8/11/2009	950	16,000 J	1,600 J	3,100	220	14,000	19,000	95.19	95.22
KK-SD005-B	E3ZT8	8/11/2009	240	4,000 J	360 J	810	150	3,400	4,700	23.72	23.564
KK-SD005-N	E3ZT9	8/11/2009	4 U	4 U	4 U	4 U	4 U	4 U	4 U	0.034	0.034
KK-SD006-A	E3N36	8/12/2009	650 J	13,000 J	940 J	520 J	110	7,100	2,800 J	47.374	50.57
KK-SD006-B	E3N37	8/12/2009	1,800	23,000	2,700	4,200	400	15,000	17,000	107.66	71.76
KK-SD006-C1	E3N38	8/12/2009	1,600	19,000	1,700	3,500	290	13,000	15,000	93.84	66.54
KK-SD006-C2	E3N39	8/12/2009	1,300	15,000	1,500	3,200	510	8,700	12,000	74.86	69.26
KK-SD006-C3	E3N40	8/12/2009	790	13,000	1,100	1,700	410	8,800	9,800	60.37	46.37
KK-SD006-N	E3N41	8/12/2009	4.2 U	7.1	4.2 U	4.2 U	4.2 U	5.3	4.2 U	0.0505	0.0505
KK-SD007-A	E3N62	8/13/2009	2,100	43,000	3,300 J	7,900	860	27,000	34,000	210.48	178.08
KK-SD007-B	E3N63	8/13/2009	1,700	44,000	2,600 J	4,200	570	25,000	32,000	183.78	151.88
KK-SD007-C1	E3N64	8/13/2009	1,500	24,000	1,800 J	3,900	630	16,000	27,000	123.79	118.72
KK-SD007-C2	E3N65	8/13/2009	1,300	27,000	1,500 J	3,600	630 J	15,000	24,000	123.86	113.52
KK-SD007-C2-FD	E3N66	8/13/2009	1,500	22,000	1,500 J	3,400	650 J	12,000	23,000	110.51	108.75
KK-SD007-C3	E3N67	8/13/2009	1,800 J	23,000	1,800 J	3,300 J	1,100 J	15,000	18,000	94.38	50.68
KK-SD007-N	E3N68	8/13/2009	30	600	320	66	250	1,000	410	3.9486	3.073
KK-SD008-A	E3N34	8/12/2009	600	17,000	3,200 J	1,500	1,300	16,000	11,000	81.796	114.09
KK-SD008-N	E3N35	8/12/2009	3.8 U	180	30	3.8 U	3.8 U	210	40	0.5984	0.5664
KK-SD009-A	E3MZ9	8/11/2009	70	1,100	120	210	130	830	1,000	6.355	6.689
KK-SD009-B	E3N00	8/11/2009	14	570	32 J	100	15	240	510	2.63855	2.99555
KK-SD009-B-FD	E3N01	8/11/2009	15	450	32	50	15	250	440	2.2197	2.3747
KK-SD009-N	E3N02	8/11/2009	3.7 U	3.7 U	3.7 U	3.7 U	3.7 U	3.7 U	3.7 U	0.03145	0.03145
KK-SD010-A	E3N42	8/13/2009	4,100 J	100,000	6,100	10,000 J	1,000 J	52,000	58,000	381.6	539.28
KK-SD010-B	E3N43	8/13/2009	1,200	23,000	1,500 J	3,000	230	14,000	21,000 J	101.03	101.94

Table B-3

KK River Project

Polycyclic Aromatic Hydrocarbon Data

August–December 2009

Final Polycyclic Aromatic Hydrocarbon Data <sup>1</sup>			Dibenzo(a,h)anthracene	Fluoranthene	Fluorene	Indeno(1,2,3-c,d)pyrene	Naphthalene	Phenanthrene	Pyrene	Final PAH Total <sup>2</sup>	Prelim. PAH Total <sup>3</sup>
Station Location	EPA Sample No.	Sample Date	(ug/kg)	(ug/kg)	(ug/kg)	(ug/kg)	(ug/kg)	(ug/kg)	(ug/kg)	(mg/kg)	(mg/kg)
KK-SD010-C1	E3N44	8/13/2009	1,100	23,000	1,200	2,900	320	9,900	12,000	86.52	80.7
KK-SD010-C1-FD	E3N45	8/13/2009	900	19,000	1,100	2,400	380	9,300	13,000	79.37	94.27
KK-SD010-C2	E3N46	8/13/2009	760	19,000	920	2,100	330	7,800	11,000	69.44	91.26
KK-SD010-C3	E3N47	8/13/2009	480	16,000	920	1,300	460	12,000	4,400 J	52.25	42.07
KK-SD010-N	E3N48	8/13/2009	4.2 U	21 J	4.2 U	4.2 U	4.2 U	12 J	23 J	0.1017	0.06625
KK-SD011-A	E3N49	8/13/2009	960	24,000	1,600	2,700	270	16,000	13,000	96.81	131.91
KK-SD011-B	E3N50	8/13/2009	1,100	20,000	1,100	2,600	190	9,700	12,000	76.18	82.33
KK-SD011-C1	E3N51	8/13/2009	910 J	20,000	950 J	2,400 J	150	10,000	13,000	80.35	91.32
KK-SD011-C2	E3N52	8/13/2009	970 J	20,000	1,100	2,400 J	270	12,000	13,000	85.48	103.07
KK-SD011-C2-FD	E3N53	8/13/2009	1,100 J	21,000	1,100	2,500 J	300	13,000	14,000	90.94	120.4
KK-SD011-C3	E3N54	8/13/2009	700	10,000	1,200 J	1,600	600 J	8,000	12,000	57.36	58.11
KK-SD011-N	E3N55	8/13/2009	13	260	13	33	9.9	180	210	1.25385	1.393
KK-SD012-A	E3N07	8/12/2009	1,500	18,000	2,400	3,700	2,600	13,000	16,000	101.69	75.89
KK-SD012-B	E3N08	8/12/2009	2,500	22,000	2,900	4,600	3,200	16,000	18,000	117.47	82.67
KK-SD012-C1	E3N09	8/12/2009	2,200	24,000	4,200	4,500	930	20,000	18,000 J	127.12	90.92
KK-SD012-C2	E3N10	8/12/2009	1,500	25,000	2,000 J	4,100	1,400 J	14,000	19,000	112.65	137.58
KK-SD012-C3	E3N11	8/12/2009	990	26,000	3,500 J	2,100	660 J	21,000	17,000	115.848	153.37
KK-SD012-C3-FD	E3N12	8/12/2009	860	17,000	1,700 J	2,000	420 J	11,000	11,000	72.499	113.8
KK-SD012-N	E3N13	8/12/2009	4.1 U	5.7	4.1 U	4.1 U	4.1 U	4.2	7.6	0.0462	0.0462
KK-SD013-A	E3ZW0	8/11/2009	560	9,600 J	1,600 J	1,900	490	10,000	14,000	65	65
KK-SD013-B	E3ZW1	8/11/2009	89	1,800	260 J	400	350	1,900	2,100	12.193	11.836
KK-SD013-C1	E3ZW2	8/11/2009	15	450	77	68	90	390	590	2.8787	3.358
KK-SD013-N	E3ZW3	8/11/2009	3.8 U	11	3.8 U	3.8 U	3.8 U	8.5	16 J	0.0711	16.15
KK-SD014-A	E3N56	8/13/2009	1,800	23,000	1,600	4,300 J	170	12,000	17,000	108.06	89.47
KK-SD014-B	E3N57	8/13/2009	1,700 J	26,000	2,000	4,300 J	180	16,000	20,000	128.49	100.91
KK-SD014-C1	E3N58	8/13/2009	2,800 J	50,000	4,100	9,400	670 J	33,000	39,000	247.36	160.36
KK-SD014-C2	E3N59	8/13/2009	1,400	19,000	1,500	3,100	460	11,000	15,000	92.29	72.79
KK-SD014-C3	E3N60	8/13/2009	1,200	16,000	1,900	2,800	560	12,000	13,000	84.89	72.99
KK-SD014-N	E3N61	8/13/2009	4.4 U	32	7.2	9.2	22	22	19	0.224	0.224
KK-SD015-A	E3N78	8/13/2009	1,400	28,000	1,900 J	3,200	680	17,000	20,000	127.4	126.13
KK-SD015-B	E3N79	8/13/2009	1,600 J	35,000	2,600 J	6,200	910	22,000	29,000	174.96	158.4
KK-SD015-C1	E3N80	8/13/2009	1,900 J	58,000	3,400 J	7,300	760 J	33,000	38,000	236.79	172.36
KK-SD015-C2	E3N81	8/13/2009	1,400 J	30,000	3,000 J	3,800 J	1,700 J	24,000	23,000	151.93	171.23
KK-SD015-N	E3N82	8/13/2009	3.9 U	220	29	6.4	24	210	150	0.9503	0.85325
KK-SD016-A	E3N14	8/12/2009	940	31,000	2,500 J	2,200	680	19,000	17,000	121.149	154.53
KK-SD016-B	E3N15	8/12/2009	90	3,500 J	380 J	410	54	3,000	2,200	16.759	16.21
KK-SD016-C1	E3N16	8/12/2009	290	8,100	880 J	750	340 J	6,600	6,800	40.938	39.318
KK-SD016-C2	E3N17	8/12/2009	82	3,300	320 J	540	72	2,300	2,900	16.994	14.157
KK-SD016-N	E3N18	8/12/2009	4 U	12	4 U	4 U	4 U	10	12	0.0765	0.0765
KK-SD017-A	E3N69	8/13/2009	2,500 J	30,000	2,300 J	4,600 J	140	19,000	22,000	132.13	62.92

Table B-3

KK River Project

Polycyclic Aromatic Hydrocarbon Data

August–December 2009

Final Polycyclic Aromatic Hydrocarbon Data <sup>1</sup>			Dibenzo(a,h)anthracene	Fluoranthene	Fluorene	Indeno(1,2,3-c,d)pyrene	Naphthalene	Phenanthrene	Pyrene	Final PAH Total <sup>2</sup>	Prelim. PAH Total <sup>3</sup>
Station Location	EPA Sample No.	Sample Date	(ug/kg)	(ug/kg)	(ug/kg)	(ug/kg)	(ug/kg)	(ug/kg)	(ug/kg)	(mg/kg)	(mg/kg)
KK-SD017-B	E3N70	8/13/2009	1,800 J	21,000	1,700	3,600 J	170	13,000	17,000	101.1	54.5
KK-SD017-C1	E3N71	8/13/2009	980 J	16,000	1,300 J	1,900	220	9,500	12,000	75.43	41.53
KK-SD017-C1-FD	E3N72	8/13/2009	2,000	41,000	3,000 J	7,400	360	28,000	32,000 J	194.87	158.87
KK-SD017-C2	E3N73	8/13/2009	670	25,000	1,900 J	2,300	470	15,000	19,000	118.11	124.6
KK-SD017-C3	E3N74	8/13/2009	530	10,000 J	1,100 J	1,600	340	8,100 J	12,000 J	56.25	60.78
KK-SD017-N	E3N75	8/13/2009	4.6 U	29	4.6 U	4.6 U	5.1	17	28	0.1294	0.1294
KK-SD018-A	E3N83	8/13/2009	1,900	29,000	1,800 J	4,400	240	17,000	22,000	141.23	147.47
KK-SD018-B	E3N84	8/13/2009	1,500 J	29,000	2,000 J	4,100 J	230	17,000	21,000	137.55	143.98
KK-SD018-C1	E3N85	8/13/2009	810 J	19,000	890	2,100 J	390	11,000	12,000	81.46	81.22
KK-SD018-C1-FD	E3N86	8/13/2009	480 J	23,000	790	1,100 J	410	11,000	15,000	67.36	86.21
KK-SD018-C2	E3N87	8/13/2009	1,400	30,000	2,400	3,200	620	19,000	19,000	133.16	193.8
KK-SD018-C3	E3N88	8/13/2009	690	15,000	1,300	1,800	410	9,800	9,900 J	68.52	81.36
KK-SD018-N	E3N89	8/13/2009	8.6	630	34	25	6.9	310	470	2.7981	2.3871
KK-SD019-A	E3N19	8/12/2009	1,100	26,000	2,200 J	3,100	530	16,000	20,000	116.69	160.12
KK-SD019-B	E3N20	8/12/2009	900	23,000	2,000 J	2,200	440	15,000	14,000	94.533	128.02
KK-SD019-C1	E3N21	8/12/2009	540 J	19,000	1,600 J	1,200 J	420	14,000 J	13,000	78.369	90.45
KK-SD019-C1-FD	E3N22	8/12/2009	990 J	20,000	2,000	1,800 J	490	13,000	16,000	92.18	93.66
KK-SD019-C2	E3N23	8/12/2009	660 J	16,000	1,100	1,400 J	410	10,000	12,000	65.47	42.75
KK-SD019-C3	E3N24	8/12/2009	90	4,000	370 J	460	67	2,700	2,800	18.637	21.793
KK-SD019-N	E3N25	8/12/2009	3.9 U	10	3.9 U	3.9 U	3.9 U	7.8	8	0.05515	0.05515
KK-SD020-A	E3ZW4	8/11/2009	390	5,800 J	350 J	1,400	41	3,400	8,000 J	35.668	35.782
KK-SD020-B	E3ZW5	8/11/2009	480	8,700 J	580 J	1,800	170	6,200	10,000	48.681	48.644
KK-SD020-C1	E3ZW6	8/11/2009	120	1,600	190	300	170	1,300	1,600	9.793	9.889
KK-SD020-C1-FD	E3ZW7	8/11/2009	75 J	1,500	200	310	220	1,100	1,500	8.691	8.679
KK-SD020-N	E3ZW8	8/11/2009	4.3 U	4.3 U	4.3 U	4.3 U	4.3 U	5.1	5.5	0.04285	0.04285
KK-SD021-A	E3ZW9	8/11/2009	1,700	24,000	1,800	4,000	430	16,000	22,000	135.73	135.73
KK-SD021-B	E3ZX0	8/11/2009	1,900	25,000	2,100	4,200	450	17,000	23,000	141.07	141.07
KK-SD021-C1	E3ZX1	8/11/2009	1,300	16,000	2,000	2,900	520	12,000	13,000	90.95	90.95
KK-SD021-C2	E3ZX2	8/11/2009	460	8,800 J	830 J	1,400	330	7,700	9,400	48.03	48.04
KK-SD021-N	E3ZX3	8/11/2009	4.8	140	45	14	5.9	130	78	0.7506	1.1276
KK-SD022-A	E3ZX4	8/10/2009	860	12,000	1,100	2,300	110	8,100	10,000	63.244	63.55
KK-SD022-B	E3ZX5	8/10/2009	720	11,000	1,200	2,100	200	8,000	9,200	58.347	58.5
KK-SD022-C1	E3ZX6	8/10/2009	950	14,000	1,400	3,000	520	9,800 J	12,000	80.96	81.13
KK-SD022-C2	E3ZX7	8/10/2009	710	9,800	910	1,900	230	6,600	8,800	53.924	54.1
KK-SD022-N	E3ZX8	8/10/2009	3.8 U	25	7.2	3.8 U	3.8 U	30	26	0.1366	1.7
KK-SD023-A	E3NA9	8/18/2009	3,200 J	56,000	3,300 J	11,000	490 J	29,000	36,000	248	305.13
KK-SD023-B	E3NB0	8/18/2009	2,000	30,000	1,500	5,800	570	15,000	20,000	134.22	86.82
KK-SD023-C1	E3NB1	8/18/2009	1,900	26,000	1,600	3,900	470	14,000	17,000	115.77	77.17
KK-SD023-C2	E3NB2	8/18/2009	2,300	33,000	2,300	5,700	740	19,000	22,000	150.84	94.14
KK-SD023-C3	E3NB3	8/18/2009	2,100	28,000	2,400	4,800	830	18,000	19,000	132.82	86.92

Table B-3

KK River Project

Polycyclic Aromatic Hydrocarbon Data

August–December 2009

Final Polycyclic Aromatic Hydrocarbon Data <sup>1</sup>			Dibenzo(a,h)anthracene	Fluoranthene	Fluorene	Indeno(1,2,3-c,d)pyrene	Naphthalene	Phenanthrene	Pyrene	Final PAH Total <sup>2</sup>	Prelim. PAH Total <sup>3</sup>
Station Location	EPA Sample No.	Sample Date	(ug/kg)	(ug/kg)	(ug/kg)	(ug/kg)	(ug/kg)	(ug/kg)	(ug/kg)	(mg/kg)	(mg/kg)
KK-SD023-N	E3NB4	8/18/2009	4.5 U	27	5.4	4.5 U	4.5 U	22 J	21 J	0.12315	0.12315
KK-SD024-A	E3NB5	8/18/2009	3,400	44,000	2,900	8,100	570	27,000	28,000	199.73	112.83
KK-SD024-B	E3NB6	8/18/2009	2,600	36,000	2,100	6,900	300	20,000	23,000	162.48	103.48
KK-SD024-C1	E3NB7	8/18/2009	2,100 J	27,000	2,000 J	5,300	350 J	17,000	19,000 J	127.37	81.17
KK-SD024-C1FD	E3NB8	8/18/2009	2,900 J	51,000	3,000 J	9,100	490 J	32,000	33,000	225.32	102.32
KK-SD024-C2	E3NB9	8/18/2009	3,100 J	43,000	2,400	8,800	840	22,000	29,000	200.21	99.81
KK-SD024-C3	E3NC0	8/18/2009	1,500	21,000	1,400	3,200	420	11,000	13,000	92.98	59.98
KK-SD024-N	E3NC1	8/18/2009	4.4 U	18	4.4 U	4.4 U	4.4 U	14 J	15	0.0937	0.0937
KK-SD025-A	E3NC2	8/18/2009	1,600 J	23,000	1,900	3,600 J	740	14,000	15,000	108.16	70.36
KK-SD025-B	E3NC3	8/18/2009	2,400	24,000	2,300	4,400	1,900	16,000	17,000	119.68	82.18
KK-SD025-C1	E3NC4	8/18/2009	2,000	18,000	2,200	3,900	1,100	12,000	13,000	92.29	76.29
KK-SD025-C2	E3NC5	8/18/2009	1,300	19,000	2,100	3,100	770	13,000	13,000	92.41	68.01
KK-SD025-C3	E3NC6	8/18/2009	370	6,100	500	1,100	180	3,700	4,100	28.912	25.42
KK-SD025-N	E3NC7	8/18/2009	5.2 U	14	6.8	5.2 U	16	11 J	13	0.1033	0.1033
KK-SD026-A	E3N90	8/19/2009	690 J	21,000	860 J	2,300 J	270	10,000	13,000	86.01	84.554
KK-SD026-B	E3N91	8/19/2009	1,300 J	35,000	1,500 J	6,800	350	17,000	22,000 J	150.81	138.03
KK-SD026-C1	E3N92	8/19/2009	1,000 J	22,000	1,100 J	2,700 J	250	11,000	15,000	96.94	150.76
KK-SD026-C2	E3N93	8/19/2009	2,500 J	37,000	3,700 J	6,600	1,600	27,000	26,000	188.32	213.74
KK-SD026-C3	E3N94	8/19/2009	1,500 J	30,000	3,200 J	5,100	570	23,000	21,000	147.78	162.93
KK-SD026-C3FD	E3N95	8/19/2009	1,100 J	29,000	2,700 J	3,300 J	730	20,000	19,000	131.95	141.52
KK-SD026-N	E3N96	8/19/2009	4.3 U	7.9	4.3 U	4.3 U	4.3 U	6.9	6.7	0.0516	0.0516
KK-SD027-A	E3NE7	8/20/2009	2,600 J	42,000	2,300	8,300	360	21,000	26,000	185.96	124.56
KK-SD027-B	E3NE8	8/20/2009	2,900	37,000	2,400	6,800	500	19,000	23,000	166.6	135.5
KK-SD027-C1	E3NE9	8/20/2009	2,300	28,000	1,800	5,600	610	14,000	17,000	125.71	111.11
KK-SD027-C2	E3NF0	8/20/2009	2,900	41,000	2,000	7,900	620	20,000	25,000	177.17	108.41
KK-SD027-C3	E3NF1	8/20/2009	2,100 J	39,000	3,300	7,100	870	27,000	25,000	182.07	103.39
KK-SD027-N	E3NF2	8/20/2009	24	520	32	72	30	350	340	2.288	3.189
KK-SD028-A	E3NF3	8/20/2009	1,600	26,000	1,400	4,100	230	12,000	16,000	107.89	83.32
KK-SD028-B	E3NF4	8/20/2009	2,500	44,000 J	4,100	7,400 J	450	28,000 J	26,000 J	196.18	150.8
KK-SD028-C1	E3NF5	8/20/2009	3,400 J	55,000	3,900 J	9,700	470 J	33,000	34,000	242.02	189.33
KK-SD028-C1-FD	E3NF6	8/20/2009	2,200 J	33,000	2,200 J	6,300	280	18,000	20,000	144.43	130.01
KK-SD028-C2	E3NF7	8/20/2009	1,100	16,000	990	2,500	300	8,500	10,000	71.22	61.08
KK-SD028-C3	E3NF8	8/20/2009	1,500	22,000	1,900	3,200	430	14,000	15,000	102.21	83.52
KK-SD028-N	E3NF9	8/20/2009	5.2 U	21	5.2 U	5.2 U	5.2 U	15	21	0.1069	0.0669
KK-SD029-A	E3N97	8/19/2009	2,300 J	43,000	3,000 J	7,800	270	26,000	27,000	195.48	198.97
KK-SD029-B	E3N98	8/19/2009	2,100 J	45,000	2,200 J	8,500	320	24,000	29,000	197.6	200.16
KK-SD029-C1	E3N99	8/19/2009	3,200 J	57,000	8,900	9,500	1,700 J	48,000	38,000	291.73	275.4
KK-SD029-C1FD	E3NA0	8/19/2009	2,900 J	44,000	2,100 J	7,600	590 J	22,000	27,000	186.59	304.49
KK-SD029-C2	E3NA1	8/19/2009	1,300 J	24,000	1,500 J	3,600 J	360 J	12,000	15,000	104.55	130.23
KK-SD029-C3	E3NA2	8/19/2009	300	6,100	330	900 J	120	3,100	3,900	27.94	31.773

Table B-3

KK River Project

Polycyclic Aromatic Hydrocarbon Data

August–December 2009

Final Polycyclic Aromatic Hydrocarbon Data <sup>1</sup>			Dibenzo(a,h)anthracene	Fluoranthene	Fluorene	Indeno(1,2,3-c,d)pyrene	Naphthalene	Phenanthrene	Pyrene	Final PAH Total <sup>2</sup>	Prelim. PAH Total <sup>3</sup>
Station Location	EPA Sample No.	Sample Date	(ug/kg)	(ug/kg)	(ug/kg)	(ug/kg)	(ug/kg)	(ug/kg)	(ug/kg)	(mg/kg)	(mg/kg)
KK-SD029-N	E3NA3	8/19/2009	4.4 U	9.8	4.4 U	4.4 U	4.4 U	9.1	7.9	0.0607	0.0607
KK-SD030-A	E3NA4	8/19/2009	2,200 J	35,000	2,200 J	6,700	150	18,000	21,000	155.17	172.35
KK-SD030-B	E3NA5	8/19/2009	2,400 J	39,000	2,400 J	7,300	170	21,000	25,000	175.75	191.53
KK-SD030-C1	E3NA6	8/19/2009	2,600 J	49,000	2,600 J	8,600	490 J	27,000	30,000	215.32	226.22
KK-SD030-C2	E3NA7	8/19/2009	370 J	9,500	770 J	1,200 J	840 J	5,700	6,300	45.15	53.5
KK-SD030-N	E3NA8	8/19/2009	5.3 U	66 J	11	6.9	5.7	60 J	50	0.31725	0.31585
KK-SD031-A	E3NN7	8/22/2009	4,200 J	55,000 J	3,400	9,800	380	29,000 J	41,000	251.66	129.08
KK-SD031-B	E3NN8	8/22/2009	2,300 J	34,000	1,700	6,900	150 J	17,000	25,000	152.83	95.03
KK-SD031-C1	E3NN9	8/22/2009	2,100 J	35,000	1,500	5,600	380	16,000	22,000 J	141.61	86.71
KK-SD031-C1FD	E3NS7	8/22/2009	3,100 J	50,000	2,700	8,800	510	27,000	36,000	230.54	122.04
KK-SD031-C2	E3NP0	8/22/2009	1,800 J	21,000	1,300	3,800 J	290	11,000	16,000	99.38	78.28
KK-SD031-C3	E3NP1	8/22/2009	550	9,000	540	1,300	100	3,600	4,800	34.122	30.727
KK-SD031-N	E3NP2	8/22/2009	4.5 U	20	4.5 U	7.1	4.5 U	10	21 J	0.14295	0.1452
KK-SD032-A	E3NG0	8/20/2009	2,400	35,000	2,400	6,200	210	21,000	22,000 J	159.71	102.54
KK-SD032-B	E3NG1	8/20/2009	1,700	28,000	1,500	4,100	140	15,000	18,000	123.99	83.59
KK-SD032-C1	E3NG2	8/20/2009	1,000	18,000	970	3,000	120	8,900	11,000	75.8	59.642
KK-SD032-C2	E3NG3	8/20/2009	2,700 J	45,000	3,100 J	7,700	480 J	26,000	28,000	191.96	134.78
KK-SD032-C2-FD	E3NG4	8/20/2009	1,100 J	19,000	1,100 J	2,800	200	10,000	12,000	77.93	62.91
KK-SD032-C3	E3NG5	8/20/2009	2,200	31,000	1,500	5,800	490	15,000	19,000	136.71	91.71
KK-SD032-N	E3NG6	8/20/2009	4.4 U	9.5	4.4 U	4.4 U	4.4 U	6.2	13	0.0661	0.0285
KK-SD033-A	E3NC8	8/19/2009	550	6,800	660	1,400	420	4,000	4,600	36.133	34.7
KK-SD033-B	E3NC9	8/19/2009	200	2,100	140	530	300	1,600	2,100	13.467	13.9
KK-SD033-C1	E3ND0	8/18/2009	35	1,400	210	420	360	930	960	7.557	7.306
KK-SD033-C2	E3ND1	8/19/2009	21 J	710 J	51	47	82	510 J	560 J	3.363	4.193
KK-SD033-C2FD	E3ND2	8/19/2009	29 J	1,000 J	130	270	120	710 J	800 J	5.488	5.608
KK-SD033-C3	E3ND3	8/19/2009	25	500	30	250	39	300	390	3.396	3.297
KK-SD033-N	E3ND4	8/19/2009	5.8 U	33 J	5.8 U	5.8 U	5.8 U	21	20	0.134	0.1257
KK-SD034-A	E3NP3	8/22/2009	1,900 J	32,000	2,200	4,700	95	17,000	21,000	139.405	102.955
KK-SD034-B	E3NP4	8/22/2009	2,900	41,000	2,900	3,600 J	110	22,000	25,000	167.04	114.4
KK-SD034-C1	E3NP5	8/22/2009	3,100	49,000	3,900	8,100	250	28,000	33,000	223.82	148.27
KK-SD034-C2	E3NP6	8/22/2009	1,800	16,000	1,600	4,000	85	8,800	9,500	74.775	63.915
KK-SD034-C3	E3NP7	8/22/2009	1,600	22,000	1,500	3,700	250	12,000	15,000	99.14	82.96
KK-SD034-N	E3NP8	8/22/2009	10	170	25	33	6.2	120	170	1.0325	0.7175
KK-SD035-A	E3NP9	8/22/2009	2,500	22,000	2,000	4,100	270	10,000	14,000	101.04	120.4
KK-SD035-B	E3NQ0	8/22/2009	2,600	40,000	2,300	6,400	340	20,000	24,000	173.38	129.18
KK-SD035-C1	E3NQ1	8/22/2009	2,600	49,000	2,600	8,400	380	25,000	33,000	214.73	147.53
KK-SD035-C2	E3NQ2	8/22/2009	2,200	25,000	1,500	4,300 J	600	12,000	15,000	109.17	113.67
KK-SD035-C3	E3NQ3	8/22/2009	1,600	23,000	1,700	3,700	450	12,000	13,000	96.6	103.8
KK-SD035-C3FD	E3NQ4	8/22/2009	1,800	24,000	1,700	3,800	510	12,000	15,000	103.58	116.78
KK-SD035-N	E3NQ5	8/22/2009	4.6 U	110	94	4.6 U	15	280	92	0.7165	0.5465

Table B-3

KK River Project

Polycyclic Aromatic Hydrocarbon Data

August–December 2009

Final Polycyclic Aromatic Hydrocarbon Data <sup>1</sup>			Dibenzo(a,h)anthracene	Fluoranthene	Fluorene	Indeno(1,2,3-c,d)pyrene	Naphthalene	Phenanthrene	Pyrene	Final PAH Total <sup>2</sup>	Prelim. PAH Total <sup>3</sup>
Station Location	EPA Sample No.	Sample Date	(ug/kg)	(ug/kg)	(ug/kg)	(ug/kg)	(ug/kg)	(ug/kg)	(ug/kg)	(mg/kg)	(mg/kg)
KK-SD036-A	E3NH8	8/20/2009	1,200	17,000	1,200	3,300	210	7,600	9,500	73.12	69.63
KK-SD036-B	E3NH9	8/20/2009	1,400	20,000	1,800	3,600	300	10,000	12,000	90.31	78.51
KK-SD036-C1	E3NJ0	8/20/2009	1,700	23,000	1,600	4,200	460	11,000	14,000	100.05	79.35
KK-SD036-C2	E3NJ1	8/20/2009	900	13,000	1,100	2,400	690	6,500	8,000	60.61	59.21
KK-SD036-C3	E3NJ2	8/20/2009	610	10,000	950	1,400	360	6,000	4,200	43.4	41.6
KK-SD036-N	E3NJ3	8/20/2009	4.8 U	16	4.8 U	4.8 U	4.8 U	12	19	0.0936	0.0975
KK-SD037-A	E3NJ4	8/21/2009	5.8 U	21	5.8 U	5.8 U	5.8 U	13	25	0.1158	0.1209
KK-SD037-B	E3NJ5	8/21/2009	1,700	22,000	1,600	4,200	350	11,000	13,000	99.91	80.31
KK-SD037-C1	E3NJ6	8/21/2009	1,600	23,000	2,200	4,000	340	12,000	13,000	99.51	81.61
KK-SD037-C2	E3NJ7	8/21/2009	1,600	20,000	1,700	3,900	420	10,000	12,000	89.89	77.29
KK-SD037-C3	E3NJ8	8/21/2009	1,100	15,000	1,000	3,100 J	680 J	6,600	9,600	69.2	64.4
KK-SD037-C3-FD	E3NJ9	8/21/2009	830	12,000	1,000	2,200 J	410 J	6,200	7,600	55.22	54.12
KK-SD038-A	E3NQ6	8/22/2009	1,900 J	28,000	1,500	5,500	180	14,000	22,000 J	132.68	84.18
KK-SD038-B	E3NQ7	8/22/2009	2,600 J	38,000	2,200	6,600	310	19,000	26,000	169.97	153.27
KK-SD038-C1	E3NQ8	8/22/2009	3,000	75,000	2,900	11,000	1,200 J	31,000	44,000	299.92	192.22
KK-SD038-C2	E3NQ9	8/22/2009	950	11,000	710	2,200	190 J	5,500	7,900	51.54	54.41
KK-SD038-C2FD	E3NR0	8/22/2009	1,100	14,000	870	2,400	350 J	6,600	9,300	61.8	62.41
KK-SD038-N	E3NR1	8/22/2009	58	47	13	57	6	43	51	0.6157	0.4696
KK-SD039-A	E3ND5	8/19/2009	340	3,500	260	570	190	1,700	2,600 J	16.76	16.57
KK-SD039-B	E3ND6	8/19/2009	310	5,700	340	890	260	2,600	3,400	23.94	22.65
KK-SD039-C1	E3ND7	8/19/2009	220	2,400	220	450	190	1,400	1,600	11.528	11.67
KK-SD039-C2	E3ND8	8/19/2009	39	1,500	180	280	230	970	1,100	7.869	7.751
KK-SD039-N	E3ND9	8/19/2009	3.9 U	38 J	3.9 U	3.9 U	3.9 U	24	24	0.14545	0.1444
KK-SD040-A	E3NE0	8/19/2009	1,900 J	28,000	1,500	4,600 J	370	13,000	15,000	118.6	88.59
KK-SD040-B	E3NE1	8/19/2009	2,900 J	35,000	2,400 J	6,600	340	17,000	20,000	154.72	127.12
KK-SD040-C1	E3NE2	8/19/2009	2,500	29,000	1,700	5,800	280	13,000	17,000	127.12	120.82
KK-SD040-C2	E3NE3	8/19/2009	1,900	22,000	1,200	4,500	710	9,700	13,000	97.53	86.13
KK-SD040-C2FD	E3NE4	8/19/2009	1,900 J	23,000	1,200	4,700	720	9,900	14,000	102.68	82.18
KK-SD040-C3	E3NE5	8/19/2009	44	1,000	42	250	99	600	740	5.108	5.317
KK-SD040-N	E3NE6	8/19/2009	5.6 U	170 J	15	9	5.6 U	140	130 J	0.68	0.6697
KK-SD041-A	E3NR2	8/21/2009	3,500 J	57,000 J	3,200	10,000	410	29,000 J	42,000	253.68	137.58
KK-SD041-B	E3NR3	8/21/2009	1,500 J	22,000	1,100	3,500 J	200	11,000	16,000	99.84	66.24
KK-SD041-C1	E3NR4	8/21/2009	3,300 J	47,000 J	2,600	8,800	890 J	26,000 J	37,000	226.8	138.4
KK-SD041-C2	E3NR5	8/21/2009	2,500	32,000	3,200	5,100	1,200 J	17,000	19,000	146.94	118.34
KK-SD041-C3	E3NR6	8/21/2009	1,100	14,000	990	2,200	340	7,800	9,500	63.87	53.29
KK-SD041-N	E3NR7	8/21/2009	4.8 U	12	4.8 U	4.8 U	8.7	14	11	0.0827	0.0914
KK-SD042-A	E3NR8	8/21/2009	2,200 J	19,000	1,400	3,600	1,400	8,300	12,000	90.22	96.02
KK-SD042-B	E3NR9	8/21/2009	2,400	32,000	1,700 J	5,500	770 J	15,000	22,000	140.91	100.91
KK-SD042-C1	E3NS0	8/21/2009	2,000	23,000	1,400	4,100	400 J	12,000	16,000	108.24	89.44
KK-SD042-C1FD	E3NS1	8/21/2009	1,500	15,000	1,200	3,100	340	7,200	9,200	68.53	67.8



Table B-3

KK River Project

Polycyclic Aromatic Hydrocarbon Data

August–December 2009

Final Polycyclic Aromatic Hydrocarbon Data <sup>1</sup>			Dibenzo(a,h)anthracene	Fluoranthene	Fluorene	Indeno(1,2,3-c,d)pyrene	Naphthalene	Phenanthrene	Pyrene	Final PAH Total <sup>2</sup>	Prelim. PAH Total <sup>3</sup>
Station Location	EPA Sample No.	Sample Date	(ug/kg)	(ug/kg)	(ug/kg)	(ug/kg)	(ug/kg)	(ug/kg)	(ug/kg)	(mg/kg)	(mg/kg)
KK-SD042-C2	E3NS2	8/21/2009	1,200	14,000	1,000	2,400	240	8,200	11,000	68.48	56.8
KK-SD042-C3	E3NS3	8/21/2009	1,300	16,000	890	2,700	310	8,400	12,000	76.35	58.62
KK-SD042-N	E3NS4	8/21/2009	5.1 U	11	5.1 U	5.1 U	5.1 U	5.9	9 J	0.06545	0.06545
KK-SD043-A	E3NK0	8/21/2009	160	1,800	52	310	26	890	1,200	8.332	8.746
KK-SD043-B	E3NK1	8/21/2009	200	2,500	120	500	40	1,300	1,800	12.027	12.356
KK-SD043-C1	E3NK2	8/21/2009	200	2,200	110	460	35	1,000	1,500	10.619	10.89
KK-SD043-C2	E3NK3	8/21/2009	170	1,800	52	370	27	880	1,400	8.778	9.138
KK-SD043-C3	E3NK4	8/21/2009	11	310	19	24	66	220	270	1.4993	2.434
KK-SD043-N	E3NK5	8/21/2009	5.8 U	6.5	5.8 U	5.8 U	5.8 U	5.8 U	5.8 UJ	0.0529	0.0529
KK-SD044-A	E3NL3	8/21/2009	87 J	1,400	98 J	240 J	6 U	770	890	6.3439	6.895
KK-SD044-B	E3NL4	8/21/2009	220 J	4,100	490	630	60 J	3,000	2,700	19.364	19.364
KK-SD044-C1	E3NL5	8/21/2009	260 J	5,600	760	740	25	4,100	2,800	23.538	23.653
KK-SD044-C2	E3NL6	8/21/2009	150 J	2,300	120 J	470	37	1,100	1,400	10.283	10.608
KK-SD044-C3	E3NL7	8/21/2009	320	5,500	460	950	130 J	3,100	2,900	24.3	24.3
KK-SD044-C3-FD	E3NL8	8/21/2009	210 J	2,900	170 J	610	40	1,500	1,900	13.972	14.157
KK-SD044-N	E3NL9	8/21/2009	21	560	27	120 J	15	300	390	2.7259	3.397
KK-SD045-A	E3NG7	8/19/2009	3,300	53,000	4,300	10,000	610	39,000	34,000	241.57	185.47
KK-SD045-B	E3NG8	8/19/2009	1,600	25,000	1,400	4,000	790	13,000	17,000	111.82	92.14
KK-SD045-C1	E3NG9	8/19/2009	1,100	17,000	820	2,900	250	7,600	11,000	72.86	63.91
KK-SD045-C2	E3NH0	8/19/2009	830 J	19,000	870 J	2,300	300	8,800	12,000	81.25	81.41
KK-SD045-N	E3NH1	8/19/2009	6.5 U	19 J	6.5 U	6.5 U	6.5 U	14	17 J	0.1051	0.10155
KK-SD046-A	E3NH2	8/19/2009	1,800 J	34,000	2,300 J	6,300	360	16,000	22,000 J	151.92	148.02
KK-SD046-B	E3NH3	8/19/2009	1,100 J	26,000	1,500 J	3,300	420	12,000	16,000	108.82	119.03
KK-SD046-C1	E3NH4	8/19/2009	910 J	21,000	810 J	2,400 J	350	8,800	14,000	88.38	93.76
KK-SD046-C1-FD	E3NH5	8/19/2009	1,900 J	37,000	1,700 J	7,200	900 J	16,000	24,000	163.26	161.26
KK-SD046-C2	E3NH6	8/19/2009	700 J	15,000	1,000 J	1,500	350	8,300	9,400	66.81	74.77
KK-SD046-N	E3NH7	8/19/2009	5.2 U	72	6.9	6.3	11	56	52	0.3351	0.3822
KK-SD047-A	E3NM0	8/21/2009	24	730	27	140 J	6.7	360	480	3.3013	4.11
KK-SD047-B	E3NM1	8/21/2009	210 J	3,100	180 J	590	16	1,500	1,900	14.06	14.282
KK-SD047-C1	E3NM2	8/21/2009	180 J	3,100	200 J	500	34	1,400	1,800	13.064	13.17
KK-SD047-C2	E3NM3	8/21/2009	440	6,600	310	1,200	160 J	2,800	3,300	27.769	27.769
KK-SD047-C2-FD	E3NM4	8/21/2009	330	5,300	260 J	940	150 J	2,200	2,800	22.209	22.209
KK-SD047-C3	E3NM5	8/21/2009	350	6,100	390	1,000	200 J	2,900	3,000	25.38	25.38
KK-SD047-N	E3NM6	8/21/2009	5.3	120 J	6.7	12	4 U	61 J	79 J	0.5078	0.4838
KK-SD048-A	E3NM7	8/21/2009	41	1,300	44	410	9.5	690	980	6.6145	6.804
KK-SD048-B	E3NM8	8/21/2009	200	1,900	110	390	6.7	940	1,300	9.0077	9.342
KK-SD048-C1	E3NM9	8/21/2009	310	2,800	220	510	15	1,500	2,100	13.897	14.035
KK-SD048-C2	E3NN0	8/21/2009	360	5,900	350	1,100	140	2,800	3,600	26.36	25.631
KK-SD048-C3	E3NN1	8/21/2009	280	4,000	280	820	110	2,200	2,900	20.242	20.258
KK-SD048-N	E3NN2	8/21/2009	5.4 U	5.4 U	5.4 U	5.4 U	5.4 U	5.4 U	5.4 U	0.0459	0.0459

Table B-3

KK River Project

Polycyclic Aromatic Hydrocarbon Data

August–December 2009

Final Polycyclic Aromatic Hydrocarbon Data <sup>1</sup>			Dibenzo(a,h)anthracene	Fluoranthene	Fluorene	Indeno(1,2,3-c,d)pyrene	Naphthalene	Phenanthrene	Pyrene	Final PAH Total <sup>2</sup>	Prelim. PAH Total <sup>3</sup>
Station Location	EPA Sample No.	Sample Date	(ug/kg)	(ug/kg)	(ug/kg)	(ug/kg)	(ug/kg)	(ug/kg)	(ug/kg)	(mg/kg)	(mg/kg)
KK-SD049-A	E3NK6	8/21/2009	20 J	750	36	190	13	470	530	3.64965	4.109
KK-SD049-B	E3NK7	8/21/2009	30	890	37	260	6.1	510	640	4.2771	4.49
KK-SD049-C1	E3NK8	8/21/2009	190	1,700 J	130	330 J	10 J	940 J	1,300 J	8.425	8.692
KK-SD049-C1-FD	E3NK9	8/21/2009	320	2,700 J	200	530 J	27 J	1,400 J	2,000 J	13.428	13.481
KK-SD049-C2	E3NLO	8/21/2009	46	1,200	46	420	25	680	950	6.456	6.567
KK-SD049-C3	E3NL1	8/21/2009	12 J	590	42	34 J	180	500	480	3.446	3.617
KK-SD049-N	E3NL2	8/21/2009	5.6 U	5.6 U	5.6 U	5.6 U	5.6 U	5.6 U	5.6 U	0.0476	0.0476
KK-SD050-A	E3NN3	8/21/2009	91 J	1,300	78 J	280	7.3	610	810	5.9873	6.459
KK-SD050-B	E3NN4	8/21/2009	160 J	2,500	190 J	470	13	1,500	1,600	11.803	12.029
KK-SD050-C1	E3NN5	8/21/2009	110 J	1,600	85 J	330	17	750	1,000	7.394	7.895
KK-SD050-N	E3NN6	8/21/2009	5.3 U	100	5.3 U	7.3 J	5.3 U	50	90	0.4044	0.3874
KK-SD051-A	E3P65	9/22/2009	1,700 J	18,000	1,500 J	3,900 J	220 J	13,000	18,000 J	114.88	114.88
KK-SD051-B	E3P66	9/22/2009	2,200	18,000	1,900	6,000	160 J	14,000	19,000 J	133.57	73.43
KK-SD051-C1	E3P67	9/22/2009	2,000	18,000	2,300	6,200	420	16,000	20,000 J	140.89	150.77
KK-SD053-A	E3P49	9/15/2009	1,300 J	18,000	1,200 J	3,100 J	110 J	11,000	14,000	89.11	89.11
KK-SD053-B	E3P50	9/15/2009	1,800 J	30,000	2,200 J	3,800 J	120 J	20,000	21,000	137.91	137.91
KK-SD053-C1	E3P51	9/15/2009	1,200	20,000	1,200	3,100	180 J	12,000	16,000	101.76	101.76
KK-SD053-C2	E3P52	9/15/2009	970	14,000	1,200	2,400	620	8,600	11,000	71.14	71.14
KK-SD053-C3	E3P53	9/15/2009	700	12,000	1,200	1,700	500	9,300	9,500	57.97	57.97
KK-SD053-C3-FR	E3P54	9/15/2009	460	6,300	760	1,100	270 J	5,000	5,300	34.2	34.2
KK-SD053-N	E3P55	9/15/2009	3.9 U	23	3.9 U	4.6	3.9 U	19	22	0.13775	0.13775
KK-SD054-A	E3P68	9/22/2009	1,100 J	11,000	900 J	2,600 J	89 J	8,200	13,000 J	74.929	55.88
KK-SD054-B	E3P69	9/22/2009	3,200	31,000	2,200	9,200	290	22,000	32,000 J	201.15	223.35
KK-SD054-C1	E3P70	9/22/2009	2,200	18,000	1,700	6,100	220 J	15,000	20,000 J	131.05	86.69
KK-SD054-C1-FD	E3P71	9/22/2009	2,400	27,000	1,900	7,500	290	19,000	29,000 J	173.54	173.54
KK-SD055-A	E3NX7	9/1/2009	120 J	1,300	150 J	300	190 J	1,100	1,300	8.219	7.814
KK-SD055-B	E3NX8	9/1/2009	70 J	790	86 J	190 J	120 J	610	790	4.911	5.041
KK-SD055-C1	E3NX9	9/1/2009	62 J	520	45	98 J	57 J	380	500	3.027	3.344
KK-SD055-C2	E3NY0	9/1/2009	56 J	710	80 J	150 J	75 J	560	700	4.057	4.133
KK-SD055-N	E3NY1	9/1/2009	4.8 U	66 J	5.4	15	9.2	46	42	0.3603	0.4093
KK-SD056-A	E3NW6	9/1/2009	1,200	28,000	2,800	4,100	210	19,000	23,000	136.89	159.97
KK-SD056-B	E3NW7	9/1/2009	1,200	34,000	2,000	3,500	430	18,000	25,000	151.77	149.67
KK-SD056-C1	E3NW8	9/1/2009	740	16,000	930	2,100	590	7,400	13,000	76.35	75.44
KK-SD056-C2	E3NW9	9/1/2009	570	9,100 J	670	1,400	650	5,700	7,100 J	46.76	52.25
KK-SD056-C2FD	E3NX0	9/1/2009	560	9,800	880	1,600	580 J	6,800	8,300	52.36	57.38
KK-SD056-C3	E3NX1	9/1/2009	320	2,600	310	610	370	2,100	2,800	16.88	21.554
KK-SD056-N	E3NX2	9/1/2009	8.7	150	18	17	26	170	88	0.7403	0.7724
KK-SD057-A	E3NX3	9/1/2009	600 J	24,000	1,700	2,000 J	340	14,000	15,000	100.67	103.7
KK-SD057-B	E3NX4	9/1/2009	230 J	2,500	320	560	500	2,200	2,700	16.092	10.3
KK-SD057-C1	E3NX5	9/1/2009	280	3,500	500	720	520	3,200	3,500	21.439	17.107

Table B-3

KK River Project

Polycyclic Aromatic Hydrocarbon Data

August–December 2009

Final Polycyclic Aromatic Hydrocarbon Data <sup>1</sup>			Dibenzo(a,h)anthracene	Fluoranthene	Fluorene	Indeno(1,2,3-c,d)pyrene	Naphthalene	Phenanthrene	Pyrene	Final PAH Total <sup>2</sup>	Prelim. PAH Total <sup>3</sup>
Station Location	EPA Sample No.	Sample Date	(ug/kg)	(ug/kg)	(ug/kg)	(ug/kg)	(ug/kg)	(ug/kg)	(ug/kg)	(mg/kg)	(mg/kg)
KK-SD057-N	E3NX6	9/1/2009	5.5 U	11	5.5 U	6.2	5.5 U	9	19	0.09425	0.09425
KK-SD058-A	E3NT3	9/1/2009	1,000 J	35,000	1,200	2,900 J	740	22,000	23,000	149.57	102.68
KK-SD058-B	E3NT4	9/1/2009	440 J	17,000	1,400	1,300 J	500	10,000	11,000	77.04	93.14
KK-SD058-C1	E3NT5	9/1/2009	1,100 J	11,000	1,200	2,800 J	600	8,100	11,000	66.14	57.28
KK-SD058-C1-FD	E3NT6	9/1/2009	530 J	16,000	1,400	1,900 J	540	12,000	13,000	80.29	91
KK-SD058-C2	E3NT7	9/1/2009	100	2,600	240	610	560	1,900	3,000	16.63	12.534
KK-SD058-C3	E3NT8	9/1/2009	130	1,800	300	390	300	1,400	1,800	11.12	11.111
KK-SD058-N	E3NT9	9/1/2009	12	54	14 J	25	22	59	46	0.4788	0.5328
KK-SD059-A	E3P32	9/3/2009	200 J	2,200	230 J	550	190 J	1,500	2,000	12.947	12.947
KK-SD059-B	E3P33	9/3/2009	180 J	2,000	240 J	510	300	1,400	1,600	11.686	11.686
KK-SD059-N	E3P34	9/3/2009	5.4 U	11	5.4 U	5.4 U	7.3	9.7	13	0.086	0.0787
KK-SD060-FR1-N	E3P35	9/3/2009	7.3 U	9.4	7.3 U	7.3 U	7.3 U	7.3 U	7.3 U	0.0678	0.08415
KK-SD060-FR2-N	E3P39	9/3/2009	5 U	8.2	5 U	5 U	5.3	6.4	9.5	0.0646	0.0559
KK-SD060-FR2-NFD	E3P40	9/3/2009	5.1 U	52 J	5.1 U	11	11	31	45	0.31155	0.2819
KK-SD060-N	E3P36	9/3/2009	7 U	7 U	7 U	7 U	7 U	7 U	7 U	0.0595	0.0595
KK-SD061-A	E3NY2	9/2/2009	440	5,600	280	1,100	210 J	3,400	5,200	31.419	33.819
KK-SD061-B	E3NY3	9/2/2009	550	8,500	480	1,300	240 J	4,500	7,700	42.57	47.57
KK-SD061-C1	E3NY4	9/2/2009	460 J	12,000	570	1,600 J	250 J	6,400	10,000	58.32	64.52
KK-SD061-C2	E3NY5	9/2/2009	150 J	6,500	360	530 J	160 J	4,000	2,700 J	28.026	38.226
KK-SD061-C2FD	E3NY6	9/2/2009	290 J	7,000	360	850	150 J	4,400	3,700 J	34.66	45.06
KK-SD061-C3	E3NY7	9/2/2009	190 J	3,600	250 J	480	100 J	2,400	2,100 J	19.23	21.93
KK-SD061-N	E3NY8	9/2/2009	6.2 U	7.9	6.2 U	6.2 U	6.2 U	6.3	8.4	0.066	0.066
KK-SD062-A	E3NY9	9/2/2009	2,400 J	33,000	2,600	7,400	1,700	20,000	24,000	172.89	168.49
KK-SD062-B	E3NZ0	9/2/2009	3,600 J	16,000	1,200	4,500	640	9,100	12,000	93.82	91.42
KK-SD062-C1	E3NZ1	9/2/2009	3,200 J	17,000	1,300	3,900	270 J	9,600	13,000	91.64	81.64
KK-SD062-C2	E3NZ2	9/2/2009	2,800 J	13,000	1,100	2,700 J	370	7,500	9,300	66.83	71.73
KK-SD062-C3	E3NZ3	9/2/2009	5.5 U	5.5 U	5.5 U	5.5 U	5.5 U	5.5 U	5.5 U	0.04675	0.04675
KK-SD062-N	E3NZ4	9/2/2009	4.2 U	9.4	4.2 U	4.2 U	4.2 U	8.7	9.5	0.0639	0.071
KK-SD063-A	E3NZ5	9/2/2009	570 J	24,000	1,700	2,000 J	170 J	14,000	21,000	116.17	113.37
KK-SD063-B	E3NZ6	9/2/2009	430 J	15,000	800	1,200 J	240 J	7,500	12,000	69.76	88.76
KK-SD063-C1	E3NZ7	9/2/2009	250 J	6,600	300	770 J	210 J	3,500	3,300 J	28.939	36.339
KK-SD063-C2	E3NZ8	9/2/2009	56 J	810	53 J	180 J	67 J	490	680	4.303	4.587
KK-SD063-C2FD	E3NZ9	9/2/2009	77 J	1,000 J	110 J	230 J	240 J	710	790 J	5.794	5.879
KK-SD063-N	E3P00	9/2/2009	360	2,700	380	1,100	330	2,000	3,000	19.72	18.52
KK-SD064-A	E3P07	9/2/2009	10	180 J	11	30	9.8	130 J	140 J	0.9002	0.4599
KK-SD064-B	E3P08	9/2/2009	120 J	510 J	100	120 J	72	330	410 J	2.931	5.382
KK-SD064-N	E3P09	9/2/2009	5.1 U	5.1 U	5.1 U	5.1 U	5.1 U	5.1 U	5.1 U	0.04335	0.04335
KK-SD064-NFD	E3P10	9/2/2009	5.5 U	18	5.5 U	5.8	5.5 U	13	15	0.11535	0.0861
KK-SD065-A	E3P01	9/2/2009	2,500	15,000	930	4,200	710	7,400	11,000	82.13	78.73

Table B-3

KK River Project

Polycyclic Aromatic Hydrocarbon Data

August–December 2009

Final Polycyclic Aromatic Hydrocarbon Data <sup>1</sup>			Dibenzo(a,h)anthracene	Fluoranthene	Fluorene	Indeno(1,2,3-c,d)pyrene	Naphthalene	Phenanthrene	Pyrene	Final PAH Total <sup>2</sup>	Prelim. PAH Total <sup>3</sup>
Station Location	EPA Sample No.	Sample Date	(ug/kg)	(ug/kg)	(ug/kg)	(ug/kg)	(ug/kg)	(ug/kg)	(ug/kg)	(mg/kg)	(mg/kg)
KK-SD065-B	E3P02	9/2/2009	550	5,500	420	1,700	410	2,700	4,200	30.43	29.63
KK-SD065-C1	E3P03	9/2/2009	130 J	1,700	180 J	390	270	1,200	1,400	9.675	9.675
KK-SD065-C2	E3P04	9/2/2009	200 J	2,200	170 J	610	130 J	1,300	1,800	12.805	12.805
KK-SD065-C3	E3P05	9/2/2009	28	390	35 J	80 J	27	270	320	2.069	2.317
KK-SD065-N	E3P06	9/2/2009	3.7 U	3.7 U	3.7 U	3.7 U	3.7 U	3.7 U	3.8	0.0334	0.03145
KK-SD066-A	E3P11	9/2/2009	160 J	2,000 J	160 J	490 J	52	1,100	1,400 J	10.207	23.357
KK-SD066-B	E3P12	9/2/2009	63 J	860	55 J	190 J	22 U	440	590	4.086	4.079
KK-SD066-N	E3P13	9/2/2009	4.7 U	22	4.7 U	5.9	4.7 U	15	12	0.12395	0.12555
KK-SD067-A	E3P14	9/2/2009	1,100 J	8,600 J	1,100 J	2,700 J	130 J	4,200	7,100 J	50.65	103.58
KK-SD067-B	E3P15	9/2/2009	120 J	1,400 J	110 J	320	51 J	800	1,000 J	7.528	15.649
KK-SD067-N	E3P16	9/2/2009	8.6	110 J	5.3 U	19	5.3 U	71 J	85 J	0.51885	0.44485
KK-SD068-A	E3P17	9/2/2009	55 J	810 J	50 J	160 J	71 U	450	560 J	3.9575	4.6449
KK-SD068-B	E3P18	9/2/2009	130 J	1,600 J	100 J	390	90 J	920	1,200 J	8.653	16.538
KK-SD068-N	E3P19	9/2/2009	5.1 U	30	5.1 U	13	5.1 U	28	25	0.2064	0.1126
KK-SD068-NFD	E3P20	9/2/2009	5.1 U	21	5.1 U	8.1	5.1 U	12	12	0.14775	0.10305
KK-SD069-A	E3P21	9/2/2009	980	7,500	650	2,700	300	3,500	6,100	45.6	70.05
KK-SD069-B	E3P22	9/2/2009	3,900 J	17,000	1,000	5,300	1,200	8,700	14,000	103.05	58.37
KK-SD069-FR1-A	E3P24	9/2/2009	3,600	17,000	1,700	4,700	730	11,000	13,000	100.64	99.04
KK-SD069-FR1-B	E3P25	9/2/2009	3,300	17,000	1,100	5,200	830	9,100	13,000	99.77	99.17
KK-SD069-FR1-C1	E3P26	9/2/2009	330	3,500	570	910	370	2,900	2,700	21.86	21.86
KK-SD069-FR1-C1FD	E3P27	9/2/2009	240 J	2,600	220 J	770	260	1,600	2,100	15.57	15.57
KK-SD069-FR1-N	E3P28	9/2/2009	5.2 U	12	5.2 U	5.2 U	5.2 U	8.6	12	0.0804	0.1123
KK-SD069-FR2-A	E3P29	9/1/2009	2,000 J	24,000	2,500	5,500	760	15,000	17,000	129.78	242.58
KK-SD069-FR2-B	E3P30	9/1/2009	510 J	5,500 J	450	1,400 J	300	2,300	3,400 J	28.718	61.72
KK-SD069-FR2-N	E3P31	9/2/2009	4.9 U	7.9	4.9 U	4.9 U	4.9 U	6.2	7.1	0.0555	0.17
KK-SD069-N	E3P23	9/2/2009	8.2	160 J	5.2 U	25	5.2 U	76 J	110 J	0.7272	0.5775
KK-SD070-A	E3NW0	9/1/2009	510	5,200 J	1,200	1,300	790	4,700	5,000 J	35.72	49.41
KK-SD070-B	E3NW1	9/1/2009	100	2,100	360	460	350	2,000	2,200	13.152	9.647
KK-SD070-N	E3NW2	9/1/2009	5.2 U	29	5.2 U	7.4	5.2 U	12	25	0.1664	0.151
KK-SD071-A	E3NW3	9/1/2009	58 J	1,000	50 J	170 J	26	560	740	4.538	4.87
KK-SD071-B	E3NW4	9/1/2009	17	200 J	8.6	54	8	99 J	190 J	1.0216	1.2816
KK-SD071-N	E3NW5	9/1/2009	4.4 U	12	4.4 U	4.4 U	4.4 U	8.6	12	0.071	0.071
KK-SD072-B	E3P41	9/14/2009	110 J	1,600	75 J	310	55 J	860	1,400	8.652	8.84
KK-SD072-C1	E3P42	9/14/2009	38 J	590	28 J	110 J	68 J	340	510	3.152	3.458
KK-SD072-N	E3P43	9/14/2009	4.4 U	15	4.4 U	4.4 U	4.4 U	13	15	0.0942	0.0907
KK-SD073-B	E3P56	9/15/2009	21	310	30 J	72	26	190 J	240 J	1.57585	1.6487
KK-SD073-C1	E3P57	9/15/2009	5.1 U	59 J	5.1 U	13	5.1 U	35	47	0.30295	0.30295
KK-SD073-C1-FR	E3P58	9/15/2009	4.8 U	68 J	5.9 J	13	4.8 U	48	55 J	0.3516	0.3676

Table B-3  
 KK River Project  
 Polycyclic Aromatic Hydrocarbon Data  
 August—December 2009

Final Polycyclic Aromatic Hydrocarbon Data <sup>1</sup>			Dibenzo(a,h)anthracene	Fluoranthene	Fluorene	Indeno(1,2,3-c,d)pyrene	Naphthalene	Phenanthrene	Pyrene	Final PAH Total <sup>2</sup>	Prelim. PAH Total <sup>3</sup>
Station Location	EPA Sample No.	Sample Date	(ug/kg)	(ug/kg)	(ug/kg)	(ug/kg)	(ug/kg)	(ug/kg)	(ug/kg)	(mg/kg)	(mg/kg)
KK-SD073-N	E3P59	9/15/2009	4.8 U	31	4.8 U	5.2	4.8 U	27	27	0.1727	0.1727
KK-SD074-N	E3P60	9/15/2009	4.6 U	18	6.9 J	4.6 U	4.6 U	21	15	0.1254	0.1254
KK-SD075-B	E3P61	9/15/2009	1,100	18,000	2,200	2,900	1,100	14,000	14,000	93.06	93.06
KK-SD075-C1	E3P62	9/15/2009	780	15,000	1,500	1,800	1,200	12,000	12,000	71.09	71.09
KK-SD075-C2	E3P63	9/15/2009	270 J	3,900	490	760	430	2,900	3,600	22.78	22.78
KK-SD075-N	E3P64	9/15/2009	4.6 U	8.6 J	4.6 U	4.6 U	16 J	6.9 J	10 J	0.1913	0.1613
KK-SD077-B	E3P44	9/14/2009	450 J	7,600	670 J	1,200 J	580 J	3,900 J	4,400	35.84	35.84
KK-SD077-C1	E3P45	9/14/2009	580 J	8,400	620 J	1,300 J	950 J	4,000 J	7,100	40.71	35.01
KK-SD077-C2	E3P46	9/14/2009	13 J	180 J	12 J	45	21	120 J	150 J	1.0561	1.2771
KK-SD077-C3	E3P47	9/14/2009	6.1	96	8.1 J	24	11	87 J	86 J	0.59895	0.67795
KK-SD077-N	E3P48	9/14/2009	4.8 U	22	4.8 U	5.2	4.8 U	17	18	0.1288	0.1357

<sup>1</sup>Individual polycyclic aromatic hydrocarbon results are final values.

<sup>2</sup>Final PAH Totals represent the sum of all 18 individual PAHs shown. If an individual PAH was not detected (U or UJ qualifier), half of the reported sample quantitation limit was added to the total.

<sup>3</sup>Preliminary PAH Totals are reported because these were typically used for time-critical project decisions.

<sup>4</sup>A "U" qualifier indicates the analyte was analyzed for but was not detected above the reported sample quantitation limit.

<sup>5</sup>A "J" qualifier indicates the analyte was positively identified; the associated numerical value is the approximate concentration of the analyte in the sample.

<sup>6</sup>A "UJ" qualifier indicates the analyte was not detected above the reported sample quantitation limit. However, the reported quantitation limit is approximate and may or may not represent the actual limit of quantitation necessary to accurately and precisely measure the analyte in the sample.

Table B-4  
 KK River Project  
 Field QC Data, June—April 2010

Final Polycyclic Aromatic Hydrocarbon Data <sup>1</sup>			2-Methylnaphthalene	Acenaphthene	Acenaphthylene	Anthracene	Benzo(a)anthracene	Benzo(a)pyrene	Benzo(b)fluoranthene	Benzo(g,h,i)perylene	Benzo(k)fluoranthene	Chrysene
Station Location	EPA Sample No.	Sample Date	(ug/L)	(ug/L)	(ug/L)	(ug/L)	(ug/L)	(ug/L)	(ug/L)	(ug/L)	(ug/L)	(ug/L)
KK-EB-01	E3N76	8/13/2009	5 U <sup>3</sup>	5 U	5 U	5 U	5 U	5 U	5 U	5 U	5 U	5 U
KK-EB-02	E3N77	8/13/2009	5 U	5 U	5 U	5 U	5 U	5 U	5 U	5 U	5 U	5 U
KK-EB-03	E3NS5	8/22/2009	0.1 U	0.1 U	0.1 U	0.1 U	0.1 U	0.1 U	0.1 U	0.1 U	0.1 U	0.1 U
KK-EB-04	E3NS6	8/22/2009	0.1 U	0.1 U	0.1 U	0.1 U	0.1 U	0.1 U	0.1 U	0.1 U	0.1 U	0.1 U
KK-EB-05	E3P37	9/3/2009	0.1 U	0.1 U	0.1 U	0.1 U	0.1 U	0.1 U	0.1 U	0.1 U	0.1 UJ <sup>4</sup>	0.1 U
KK-EB-06	E3P38	9/3/2009	0.1 U	0.1 U	0.1 U	0.1 U	0.1 U	0.1 U	0.1 U	0.1 U	0.1 UJ	0.1 U
KK-EB-07	E3P72	9/22/2009	0.1 U	0.1 U	0.1 U	0.1 U	0.1 U	0.1 U	0.1 U	0.1 U	0.1 U	0.1 U
KK-PG-EB-01	E3PC8	12/4/2009	0.1 U	0.1 U	0.1 U	0.1 U	0.1 U	0.1 U	0.1 U	0.1 U	0.1 U	0.1 U

<sup>1</sup>Individual polycyclic aromatic hydrocarbon results are final values.

<sup>2</sup>Final PAH Totals represent the sum of all 18 individual PAHs shown. If an individual PAH was not detected (U or UJ qualifier), half of the reported sample quantitation limit was added to the total.

<sup>3</sup>A "U" qualifier indicates the analyte was analyzed for but was not detected above the reported sample quantitation limit.

<sup>4</sup>A "UJ" qualifier indicates the analyte was not detected above the reported sample quantitation limit. However, the reported quantitation limit is approximate and may or may not represent the actual limit of quantitation necessary to accurately and precisely measure the analyte in the sample.

Table B-4  
 KK River Project  
 Field QC Data, June—April 2010

Final Polycyclic Aromatic Hydrocarbon Data <sup>1</sup>			Dibenzo(a,h)anthracene	Fluoranthene	Fluorene	Indeno(1,2,3-c,d)pyrene	Naphthalene	Phenanthrene	Pyrene	Final PAH Total <sup>2</sup>
Station Location	EPA Sample No.	Sample Date	(ug/L)	(ug/L)	(ug/L)	(ug/L)	(ug/L)	(ug/L)	(ug/L)	(mg/L)
KK-EB-01	E3N76	8/13/2009	5 U	5 U	5 U	5 U	5 U	5 U	5 U	0.0425
KK-EB-02	E3N77	8/13/2009	5 U	5 U	5 U	5 U	5 U	5 U	5 U	0.0425
KK-EB-03	E3NS5	8/22/2009	0.1 U	0.23	0.1 U	0.1 U	0.1 U	0.15	0.21	0.00129
KK-EB-04	E3NS6	8/22/2009	0.1 U	0.12	0.1 U	0.1 U	0.1 U	0.1 U	0.16	0.00103
KK-EB-05	E3P37	9/3/2009	0.1 U	0.1 U	0.1 U	0.1 U	0.1 U	0.1 U	0.1 U	0.00085
KK-EB-06	E3P38	9/3/2009	0.1 U	0.1 U	0.1 U	0.1 U	0.1 U	0.1 U	0.1 U	0.00085
KK-EB-07	E3P72	9/22/2009	0.1 U	0.1 U	0.1 U	0.1 U	0.1 U	0.1 U	0.1 U	0.00085
KK-PG-EB-01	E3PC8	12/4/2009	0.1 U	0.1 U	0.1 U	0.1 U	0.1 U	0.1 U	0.1 U	0.00085

<sup>1</sup>Individual polycyclic aromatic hydrocarbon results are final values.

<sup>2</sup>Final PAH Totals represent the sum of all 18 individual PAHs shown. If an individual PAH was not detected (U or UJ qualifier), half of the reported sample quantitation limit was added to the total.

<sup>3</sup>A "U" qualifier indicates the analyte was analyzed for but was not detected above the reported sample quantitation limit.

<sup>4</sup>A "UJ" qualifier indicates the analyte was not detected above the reported sample quantitation limit. However, the reported quantitation limit is approximate and may or may not represent the actual limit of quantitation necessary to accurately and precisely measure the analyte in the sample.

Table B-5  
 KK River Project  
 Dewatering PCB Data, June—April 2010

Final PCB Aroclor Data <sup>1</sup>			Aroclor-1016	Aroclor-1221	Aroclor-1232	Aroclor-1242	Aroclor-1248	Aroclor-1254	Aroclor-1260	Aroclor-1262	Aroclor-1268	Final PCB Total <sup>2</sup>
Station Location	EPA Sample No.	Sample Date	(ug/kg)	(ug/kg)	(ug/kg)	(ug/kg)	(ug/kg)	(ug/kg)	(ug/kg)	(ug/kg)	(ug/kg)	(mg/kg)
DewateringCell-01	E3ZR6	6/4/2009	1 U <sup>3</sup>	1 U	1 U	1 U	1 U	1 U	1 U	1 U	1 U	0.003
DewateringCell-02	E3ZR7	6/9/2009	1 U	1 U	1 U	1 U	1 U	1 U	1 U	1 U	1 U	0.003
DewateringCell-03	E3ZR8	6/15/2009	1 U	1 U	1 U	1 U	1 U	1 U	1 U	1 U	1 U	0.003
KK-DC-04	E3ZS0	6/11/2009	1 U	1 U	1 U	1 U	1 U	1 U	1 U	1 U	1 U	0.003
KK-DC-05	E3ZS1	6/22/2009	1 U	1 U	1 U	1 U	1 U	1 U	1 U	1 U	1 U	0.003
KK-DC-06	E3ZS2	6/18/2009	1 U	1 U	1 U	1 U	1 U	1 U	1 U	1 U	1 U	0.003
KK-DC-07	E3ZS3	6/29/2009	1 UJ <sup>4</sup>	1 U	1 U	1 U	1 U	1 U	1 UJ	1 U	1 U	0.003
KK-DC-08	E3ZS4	6/25/2009	1 U	1 U	1 U	1 U	1 U	1 U	1 UJ	1 U	1 U	0.003
KK-DC-09	E3ZS5	7/2/2009	1 U	1 U	1 U	1 U	1 U	1 U	1 U	1 U	1 U	0.003
KK-DC-010	E3ZS6	7/6/2009	1 U	1 U	1 U	1 U	1 U	1 U	1 U	1 U	1 U	0.003
KK-DC-010FD	E3ZS9	7/6/2009	1 U	1 U	1 U	1 U	1 U	1 U	1 U	1 U	1 U	0.003
KK-DC-011	E3ZS7	7/9/2009	1 U	1 U	1 U	1 U	1 U	1 U	1 U	1 U	1 U	0.003
KK-DC-012	E3ZS8	7/13/2009	1 U	1 U	1 U	1 U	1 U	1 U	1 U	1 U	1 U	0.003
KK-DC-013	E3ZT0	7/16/2009	1 U	1 U	1 U	1 U	1 U	1 U	1 U	1 U	1 U	0.003
KK-DC-014	E3ZT1	7/21/2009	1 U	1 U	1 U	1 U	1 U	1 U	1 U	1 U	1 U	0.003
KK-DC-015	E3ZT2	7/28/2009	1 U	1 U	1 U	1 U	1 U	1 U	1 U	1 U	1 U	0.003
KK-DC-016	E3ZT3	8/3/2009	1 U	1 U	1 U	1 U	1 U	1 U	1 U	1 U	1 U	0.003
KK-DC-017	E3ZT4	8/11/2009	1 U	1 U	1 U	1 U	1 U	1 U	1 U	1 U	1 U	0.003
KK-DC-018	E3ZT5	8/18/2009	1 U	1 U	1 U	1 U	1 U	1 U	1 U	1 U	1 U	0.003
KK-DC-019	E3ZT6	8/25/2009	1 U	1 U	1 U	1 U	1 U	1 U	1 U	1 U	1 U	0.003
KK-DC-020	E3NS8	9/1/2009	1 U	1 U	1 U	1 U	1 U	1 U	1 U	1 U	1 U	0.003
KK-DC-020FD	E3NS9	9/1/2009	1 U	1 U	1 U	1 U	1 U	1 U	1 U	1 U	1 U	0.003
KK-DC-021	E3NT0	9/9/2009	1 U	1 U	1 U	1 U	1 U	1 U	1 U	1 U	1 U	0.003
KK-DC-022	E3NT1	9/23/2009	1 U	1 U	1 U	1 U	1 U	1 U	1 U	1 U	1 U	0.003
KK-DC-023	E3NT2	9/15/2009	1 U	1 U	1 U	1 U	1 U	1 U	1 U	1 U	1 U	0.003
KK-DC-024	E3P73	10/1/2009	1 U	1 U	1 U	1 U	1 U	1 U	1 U	1 U	1 U	0.003
KK-DC-025	E3P74	10/7/2009	1 U	1 U	1 U	1 U	1 U	1 U	1 U	1 U	1 U	0.003
KK-DC-026	E3P75	10/14/2009	1 U	1 U	1 U	1 U	1 U	1 U	1 U	1 U	1 U	0.003
KK-DC-027	E3P76	10/21/2009	1 U	1 U	1 U	1 U	1 U	1 U	1 U	1 U	1 U	0.003
KK-DC-028	E3P77	10/29/2009	1 U	1 U	1 U	1 U	1 U	1 U	1 U	1 U	1 U	0.003
KK-DC-029	E3P78	11/4/2009	1 U	1 U	1 U	1 U	1 U	1 U	1 U	1 U	1 U	0.003
KK-DC-030	E3P79	11/11/2009	1 U	1 U	1 U	1 U	1 U	1 U	1 UJ	1 U	1 U	0.003
KK-DC-030FD	E3P80	11/11/2009	1 U	1 U	1 U	1 U	1 U	1 U	1 UJ	1 U	1 U	0.003
KK-DC-031	E3P81	11/19/2009	1 U	1 U	1 U	1 U	1 U	1 U	1 UJ	1 U	1 U	0.003
KK-DC-032	E3P82	11/24/2009	1 U	1 U	1 U	1 U	1 U	1 U	1 U	1 U	1 U	0.003
KK-DC-033	E3P83	12/1/2009	1 U	1 U	1 U	1 U	1 U	1 U	1 U	1 U	1 U	0.003
KK-DC-034	E3PC9	4/14/2010	1 U	1 U	1 U	1 U	1 U	1 U	1 U	1 U	1 U	0.003
KK-DC-034FD	E3PD0	4/14/2010	1 U	1 U	1 U	1 U	1 U	1 U	1 U	1 U	1 U	0.003
KK-EB-01	E3N76	8/13/2009	1 U	1 U	1 U	1 U	1 U	1 U	1 U	1 U	1 U	0.003
KK-EB-02	E3N77	8/13/2009	1 U	1 U	1 U	1 U	1 U	1 U	1 U	1 U	1 U	0.003
KK-EB-03	E3NS5	8/22/2009	1 U	1 U	1 U	1 U	1 U	1 U	1 U	1 U	1 U	0.003
KK-EB-04	E3NS6	8/22/2009	1 U	1 U	1 U	1 U	1 U	1 U	1 U	1 U	1 U	0.003
KK-EB-05	E3P37	9/3/2009	1 U	1 U	1 U	1 U	1 U	1 U	1 U	1 U	1 U	0.003



Table B-5  
 KK River Project  
 Dewatering PCB Data, June—April 2010

Final PCB Aroclor Data <sup>1</sup>			Aroclor-1016	Aroclor-1221	Aroclor-1232	Aroclor-1242	Aroclor-1248	Aroclor-1254	Aroclor-1260	Aroclor-1262	Aroclor-1268	Final PCB Total <sup>2</sup>
Station Location	EPA Sample No.	Sample Date	(ug/kg)	(ug/kg)	(ug/kg)	(ug/kg)	(ug/kg)	(ug/kg)	(ug/kg)	(ug/kg)	(ug/kg)	(mg/kg)
KK-EB-06	E3P38	9/3/2009	1 U	1 U	1 U	1 U	1 U	1 U	1 U	1 U	1 U	0.003
KK-EB-07	E3P72	9/22/2009	1 U	1 U	1 U	1 U	1 U	1 U	1 U	1 U	1 U	0.003
KK-PG-EB-01	E3PC8	12/4/2009	1 U	1 U	1 U	1 U	1 U	1 U	1 U	1 U	1 U	0.003

<sup>1</sup>Individual Aroclor results are final values.

<sup>2</sup>Final PCB Totals represent the sum of Aroclors 1242, 1248, 1016, 1221, 1232, 1242, and 1248. If an Aroclor was not detected (U or UJ qualifier), half of the reported sample quantitation limit was added to the total.

<sup>3</sup>A "U" qualifier indicates the analyte was analyzed for but was not detected above the reported sample quantitation limit.

<sup>4</sup>A "UJ" qualifier indicates the analyte was not detected above the reported sample quantitation limit. However, the reported quantitation limit is approximate and may or may not represent the actual limit of quantitation necessary to accurately and precisely measure the analyte in the sample.

**Appendix R**  
**Confirmation Sampling Laboratory Reports**

---

1H - FORM I ARO  
 AROCLOR ORGANICS ANALYSIS DATA SHEET

EPA SAMPLE NO.

E3MZ9

Lab Name: MITKEM LABORATORIES Contract: EP-W-05-030  
 Lab Code: MITKEM Case No.: 38701 Mod. Ref No.:                      SDG No.: E3MZ9  
 Matrix: (SOIL/SED/WATER) SOIL Lab Sample ID: H1531-01A  
 Sample wt/vol: 30.2 (g/mL) G Lab File ID: E5F0724F.D/E5F0724R.D  
 % Moisture: 37 Decanted: (Y/N) N Date Received: 08/12/2009  
 Extraction: (Type) SONC Date Extracted: 08/12/2009  
 Concentrated Extract Volume: 10000 (uL) Date Analyzed: 08/13/2009  
 Injection Volume: 1.0 (uL) GPC Factor: 1.00 Dilution Factor: 1.0  
 GPC Cleanup: (Y/N) N pH: 7.8 Sulfur Cleanup: (Y/N) Y  
 Acid Cleanup: (Y/N) Y

CAS NO.	COMPOUND	CONCENTRATION UNITS:	
		ug/L or ug/Kg	ug/KG
12674-11-2	Aroclor-1016	52	U
11104-28-2	Aroclor-1221	52	U
11141-16-5	Aroclor-1232	52	U
53469-21-9	Aroclor-1242	40	J
12672-29-6	Aroclor-1248	36	J
11097-69-1	Aroclor-1254	52	U
11096-82-5	Aroclor-1260	52	U
37324-23-5	Aroclor-1262	52	U
11100-14-4	Aroclor-1268	52	U

**PRELIMINARY**

1H - FORM I ARO  
 AROCLOR ORGANICS ANALYSIS DATA SHEET

EPA SAMPLE NO.

E3MZ9MS(1)

Lab Name: MITKEM LABORATORIES Contract: EP-W-05-030  
 Lab Code: MITKEM Case No.: 38701 Mod. Ref No.:                      SDG No.: E3MZ9  
 Matrix: (SOIL/SED/WATER) SOIL Lab Sample ID: H1531-01AMS  
 Sample wt/vol: 30 (g/mL) G Lab File ID: E5F0725F.D  
 % Moisture: 37 Decanted: (Y/N) N Date Received: 08/12/2009  
 Extraction: (Type) SONC Date Extracted: 08/12/2009  
 Concentrated Extract Volume: 10000 (uL) Date Analyzed: 08/13/2009  
 Injection Volume: 1.0 (uL) GPC Factor: 1.00 Dilution Factor: 1.0  
 GPC Cleanup: (Y/N) N pH: 7.8 Sulfur Cleanup: (Y/N) Y  
 Acid Cleanup: (Y/N) Y

CAS NO.	COMPOUND	CONCENTRATION UNITS:	
		(ug/L or ug/Kg)	UG/KG
12674-11-2	Aroclor-1016	150	P
11104-28-2	Aroclor-1221	52	U
11141-16-5	Aroclor-1232	52	U
53469-21-9	Aroclor-1242	240	
12672-29-6	Aroclor-1248	110	
11097-69-1	Aroclor-1254	52	U
11096-82-5	Aroclor-1260	190	
37324-23-5	Aroclor-1262	52	U
11100-14-4	Aroclor-1268	52	U

PRELIMINARY

1H - FORM I ARO  
 AROCLOR ORGANICS ANALYSIS DATA SHEET

EPA SAMPLE NO.

E3MZ9MS (2)

Lab Name: MITKEM LABORATORIES Contract: EP-W-05-030  
 Lab Code: MITKEM Case No.: 38701 Mod. Ref No.:                      SDG No.: E3MZ9  
 Matrix: (SOIL/SED/WATER) SOIL Lab Sample ID: H1531-01AMS  
 Sample wt/vol: 30 (g/mL) G Lab File ID: E5F0725R.D  
 % Moisture: 37 Decanted: (Y/N) N Date Received: 08/12/2009  
 Extraction: (Type) SONC Date Extracted: 08/12/2009  
 Concentrated Extract Volume: 10000 (uL) Date Analyzed: 08/13/2009  
 Injection Volume: 1.0 (uL) GPC Factor: 1.00 Dilution Factor: 1.0  
 GPC Cleanup: (Y/N) N pH: 7.8 Sulfur Cleanup: (Y/N) Y  
 Acid Cleanup: (Y/N) Y

CAS NO.	COMPOUND	CONCENTRATION UNITS:	
		(ug/L or ug/Kg)	UG/KG
12674-11-2	Aroclor-1016	210	P
11104-28-2	Aroclor-1221	52	U
11141-16-5	Aroclor-1232	52	U
53469-21-9	Aroclor-1242	230	
12672-29-6	Aroclor-1248	110	
11097-69-1	Aroclor-1254	52	U
11096-82-5	Aroclor-1260	180	
37324-23-5	Aroclor-1262	52	U
11100-14-4	Aroclor-1268	52	U

**PRELIMINARY**

1H - FORM I ARO  
 AROCLOR ORGANICS ANALYSIS DATA SHEET

EPA SAMPLE NO.

E3MZ9MSD(1)

Lab Name: MITKEM LABORATORIES Contract: EP-W-05-030  
 Lab Code: MITKEM Case No.: 38701 Mod. Ref No.:                      SDG No.: E3MZ9  
 Matrix: (SOIL/SED/WATER) SOIL Lab Sample ID: H1531-01AMSD  
 Sample wt/vol: 30.2 (g/mL) G Lab File ID: E5F0726F.D  
 % Moisture: 37 Decanted: (Y/N) N Date Received: 08/12/2009  
 Extraction: (Type) SONC Date Extracted: 08/12/2009  
 Concentrated Extract Volume: 10000 (uL) Date Analyzed: 08/13/2009  
 Injection Volume: 1.0 (uL) GPC Factor: 1.00 Dilution Factor: 1.0  
 GPC Cleanup: (Y/N) N pH: 7.8 Sulfur Cleanup: (Y/N) Y  
 Acid Cleanup: (Y/N) Y

CAS NO.	COMPOUND	CONCENTRATION UNITS:	
		(ug/L or ug/Kg)	UG/KG
12674-11-2	Aroclor-1016	200	P
11104-28-2	Aroclor-1221	52	U
11141-16-5	Aroclor-1232	52	U
53469-21-9	Aroclor-1242	330	
12672-29-6	Aroclor-1248	180	
11097-69-1	Aroclor-1254	52	U
11096-82-5	Aroclor-1260	200	
37324-23-5	Aroclor-1262	52	U
11100-14-4	Aroclor-1268	52	U

**PRELIMINARY**

1H - FORM I ARO  
 AROCLOR ORGANICS ANALYSIS DATA SHEET

EPA SAMPLE NO.

E3MZ9MSD(2)

Lab Name: MITKEM LABORATORIES Contract: EP-W-05-030  
 Lab Code: MITKEM Case No.: 38701 Mod. Ref No.:                      SDG No.: E3MZ9  
 Matrix: (SOIL/SED/WATER) SOIL Lab Sample ID: H1531-01AMSD  
 Sample wt/vol: 30.2 (g/mL) G Lab File ID: E5F0726R.D  
 % Moisture: 37 Decanted: (Y/N) N Date Received: 08/12/2009  
 Extraction: (Type) SONC Date Extracted: 08/12/2009  
 Concentrated Extract Volume: 10000 (uL) Date Analyzed: 08/13/2009  
 Injection Volume: 1.0 (uL) GPC Factor: 1.00 Dilution Factor: 1.0  
 GPC Cleanup: (Y/N) N pH: 7.8 Sulfur Cleanup: (Y/N) Y  
 Acid Cleanup: (Y/N) Y

CAS NO.	COMPOUND	CONCENTRATION UNITS:	
		(ug/L or ug/Kg)	UG/KG
12674-11-2	Aroclor-1016	300	P
11104-28-2	Aroclor-1221	52	U
11141-16-5	Aroclor-1232	52	U
53469-21-9	Aroclor-1242	320	
12672-29-6	Aroclor-1248	170	
11097-69-1	Aroclor-1254	52	U
11096-82-5	Aroclor-1260	180	
37324-23-5	Aroclor-1262	52	U
11100-14-4	Aroclor-1268	52	U

PRELIMINARY

1H - FORM I ARO  
 AROCLOR ORGANICS ANALYSIS DATA SHEET

EPA SAMPLE NO.

E3N00

Lab Name: MITKEM LABORATORIES Contract: EP-W-05-030  
 Lab Code: MITKEM Case No.: 38701 Mod. Ref No.: SDG No.: E3MZ9  
 Matrix: (SOIL/SED/WATER) SOIL Lab Sample ID: H1531-02A  
 Sample wt/vol: 30.2 (g/mL) G Lab File ID: E5F0727F.D/E5F0727R.D  
 % Moisture: 36 Decanted: (Y/N) N Date Received: 08/12/2009  
 Extraction: (Type) SONC Date Extracted: 08/12/2009  
 Concentrated Extract Volume: 10000 (uL) Date Analyzed: 08/13/2009  
 Injection Volume: 1.0 (uL) GPC Factor: 1.00 Dilution Factor: 1.0  
 GPC Cleanup: (Y/N) N pH: 7.8 Sulfur Cleanup: (Y/N) Y  
 Acid Cleanup: (Y/N) Y

CAS NO.	COMPOUND	CONCENTRATION UNITS: UG/KG	
		(ug/L or ug/Kg)	Q
12674-11-2	Aroclor-1016	51	U
11104-28-2	Aroclor-1221	51	U
11141-16-5	Aroclor-1232	51	U
53469-21-9	Aroclor-1242	57	
12672-29-6	Aroclor-1248	46	J
11097-69-1	Aroclor-1254	51	U
11096-82-5	Aroclor-1260	51	U
37324-23-5	Aroclor-1262	51	U
11100-14-4	Aroclor-1268	51	U

**PRELIMINARY**



1H - FORM I ARO  
 AROCLOR ORGANICS ANALYSIS DATA SHEET

EPA SAMPLE NO.

E3N01

Lab Name: MITKEM LABORATORIES Contract: EP-W-05-030  
 Lab Code: MITKEM Case No.: 38701 Mod. Ref No.: SDG No.: E3MZ9  
 Matrix: (SOIL/SED/WATER) SOIL Lab Sample ID: H1531-03A  
 Sample wt/vol: 30.3 (g/mL) G Lab File ID: E5F0728F.D/E5F0728R.D  
 % Moisture: 39 Decanted: (Y/N) N Date Received: 08/12/2009  
 Extraction: (Type) SONC Date Extracted: 08/12/2009  
 Concentrated Extract Volume: 10000 (uL) Date Analyzed: 08/13/2009  
 Injection Volume: 1.0 (uL) GPC Factor: 1.00 Dilution Factor: 1.0  
 GPC Cleanup: (Y/N) N pH: 7.8 Sulfur Cleanup: (Y/N) Y  
 Acid Cleanup: (Y/N) Y

CAS NO.	COMPOUND	CONCENTRATION UNITS:	
		ug/L or ug/Kg	ug/KG
12674-11-2	Aroclor-1016	54	U
11104-28-2	Aroclor-1221	54	U
11141-16-5	Aroclor-1232	54	U
53469-21-9	Aroclor-1242	70	
12672-29-6	Aroclor-1248	60	
11097-69-1	Aroclor-1254	54	U
11096-82-5	Aroclor-1260	54	U
37324-23-5	Aroclor-1262	54	U
11100-14-4	Aroclor-1268	54	U

PRELIMINARY

1H - FORM I ARO  
 AROCLOR ORGANICS ANALYSIS DATA SHEET

EPA SAMPLE NO.

E3N02

Lab Name: MITKEM LABORATORIES Contract: EP-W-05-030  
 Lab Code: MITKEM Case No.: 38701 Mod. Ref No.:                      SDG No.: E3MZ9  
 Matrix: (SOIL/SED/WATER) SOIL Lab Sample ID: H1531-04A  
 Sample wt/vol: 30.3 (g/mL) G Lab File ID: E5F0729F.D/E5F0729R.D  
 % Moisture: 12 Decanted: (Y/N) N Date Received: 08/12/2009  
 Extraction: (Type) SONC Date Extracted: 08/12/2009  
 Concentrated Extract Volume: 10000 (uL) Date Analyzed: 08/13/2009  
 Injection Volume: 1.0 (uL) GPC Factor: 1.00 Dilution Factor: 1.0  
 GPC Cleanup: (Y/N) N pH: 8.0 Sulfur Cleanup: (Y/N) Y  
 Acid Cleanup: (Y/N) Y

CAS NO.	COMPOUND	CONCENTRATION UNITS:	
		UG/KG	Q
12674-11-2	Aroclor-1016	37	U
11104-28-2	Aroclor-1221	37	U
11141-16-5	Aroclor-1232	37	U
53469-21-9	Aroclor-1242	37	U
12672-29-6	Aroclor-1248	37	U
11097-69-1	Aroclor-1254	37	U
11096-82-5	Aroclor-1260	37	U
37324-23-5	Aroclor-1262	37	U
11100-14-4	Aroclor-1268	37	U

**PRELIMINARY**

SOM01.2 (6/2007)

1H - FORM I ARO  
 AROCLOR ORGANICS ANALYSIS DATA SHEET

EPA SAMPLE NO.

E3ZT7

Lab Name: MITKEM LABORATORIES Contract: EP-W-05-030  
 Lab Code: MITKEM Case No.: 38701 Mod. Ref No.:                      SDG No.: E3MZ9  
 Matrix: (SOIL/SED/WATER) SOIL Lab Sample ID: H1531-15A  
 Sample wt/vol: 30.2 (g/mL) G Lab File ID: E5F0740F.D/E5F0740R.D  
 % Moisture: 37 Decanted: (Y/N) N Date Received: 08/12/2009  
 Extraction: (Type) SONC Date Extracted: 08/12/2009  
 Concentrated Extract Volume: 10000 (uL) Date Analyzed: 08/14/2009  
 Injection Volume: 1.0 (uL) GPC Factor: 1.00 Dilution Factor: 1.0  
 GPC Cleanup: (Y/N) N pH: 7.6 Sulfur Cleanup: (Y/N) Y  
 Acid Cleanup: (Y/N) Y

CAS NO.	COMPOUND	CONCENTRATION UNITS: UG/KG	
		(ug/L or ug/Kg)	Q
12674-11-2	Aroclor-1016	52	U
11104-28-2	Aroclor-1221	52	U
11141-16-5	Aroclor-1232	52	U
53469-21-9	Aroclor-1242	5300	E
12672-29-6	Aroclor-1248	5800	E
11097-69-1	Aroclor-1254	2200	E
11096-82-5	Aroclor-1260	750	E
37324-23-5	Aroclor-1262	52	U
11100-14-4	Aroclor-1268	52	U

PRELIMINARY

1H - FORM I ARO  
 AROCLOR ORGANICS ANALYSIS DATA SHEET

EPA SAMPLE NO.

E3ZT8

Lab Name: MITKEM LABORATORIES Contract: EP-W-05-030  
 Lab Code: MITKEM Case No.: 38701 Mod. Ref No.:                      SDG No.: E3MZ9  
 Matrix: (SOIL/SED/WATER) SOIL Lab Sample ID: H1531-16A  
 Sample wt/vol: 30.3 (g/mL) G Lab File ID: E5F0741F.D/E5F0741R.D  
 % Moisture: 27 Decanted: (Y/N) N Date Received: 08/12/2009  
 Extraction: (Type) SONC Date Extracted: 08/12/2009  
 Concentrated Extract Volume: 10000 (uL) Date Analyzed: 08/14/2009  
 Injection Volume: 1.0 (uL) GPC Factor: 1.00 Dilution Factor: 1.0  
 GPC Cleanup: (Y/N) N pH: 7.6 Sulfur Cleanup: (Y/N) Y  
 Acid Cleanup: (Y/N) Y

CAS NO.	COMPOUND	CONCENTRATION UNITS:	
		(ug/L or ug/Kg)	UG/KG
12674-11-2	Aroclor-1016	45	U
11104-28-2	Aroclor-1221	45	U
11141-16-5	Aroclor-1232	45	U
53469-21-9	Aroclor-1242	250	
12672-29-6	Aroclor-1248	290	
11097-69-1	Aroclor-1254	120	P
11096-82-5	Aroclor-1260	36	J
37324-23-5	Aroclor-1262	45	U
11100-14-4	Aroclor-1268	45	U

PRELIMINARY

1H - FORM I ARO  
 AROCLOR ORGANICS ANALYSIS DATA SHEET

EPA SAMPLE NO.

E3ZT9

Lab Name: MITKEM LABORATORIES Contract: EP-W-05-030  
 Lab Code: MITKEM Case No.: 38701 Mod. Ref No.: \_\_\_\_\_ SDG No.: E3MZ9  
 Matrix: (SOIL/SED/WATER) SOIL Lab Sample ID: H1531-17A  
 Sample wt/vol: 30.3 (g/mL) G Lab File ID: E5F0742F.D/E5F0742R.D  
 % Moisture: 18 Decanted: (Y/N) N Date Received: 08/12/2009  
 Extraction: (Type) SONC Date Extracted: 08/12/2009  
 Concentrated Extract Volume: 10000 (uL) Date Analyzed: 08/14/2009  
 Injection Volume: 1.0 (uL) GPC Factor: 1.00 Dilution Factor: 1.0  
 GPC Cleanup: (Y/N) N pH: 7.8 Sulfur Cleanup: (Y/N) Y  
 Acid Cleanup: (Y/N) Y

CAS NO.	COMPOUND	CONCENTRATION UNITS:	
		(ug/L or ug/Kg)	UG/KG
12674-11-2	Aroclor-1016	40	U
11104-28-2	Aroclor-1221	40	U
11141-16-5	Aroclor-1232	40	U
53469-21-9	Aroclor-1242	40	U
12672-29-6	Aroclor-1248	40	U
11097-69-1	Aroclor-1254	40	U
11096-82-5	Aroclor-1260	40	U
37324-23-5	Aroclor-1262	40	U
11100-14-4	Aroclor-1268	40	U

**PRELIMINARY**

1H - FORM I ARO  
 AROCLOR ORGANICS ANALYSIS DATA SHEET

EPA SAMPLE NO.

E3ZW0

Lab Name: MITKEM LABORATORIES Contract: EP-W-05-030  
 Lab Code: MITKEM Case No.: 38701 Mod. Ref No.:                      SDG No.: E3MZ9  
 Matrix: (SOIL/SED/WATER) SOIL Lab Sample ID: H1531-18A  
 Sample wt/vol: 30.4 (g/mL) G Lab File ID: E5F0743F.D/E5F0743R.D  
 % Moisture: 32 Decanted: (Y/N) N Date Received: 08/12/2009  
 Extraction: (Type) SONC Date Extracted: 08/12/2009  
 Concentrated Extract Volume: 10000 (uL) Date Analyzed: 08/14/2009  
 Injection Volume: 1.0 (uL) GPC Factor: 1.00 Dilution Factor: 1.0  
 GPC Cleanup: (Y/N) N pH: 7.5 Sulfur Cleanup: (Y/N) Y  
 Acid Cleanup: (Y/N) Y

CAS NO.	COMPOUND	CONCENTRATION UNITS: <u>UG/KG</u> (ug/L or ug/Kg)	<u>Q</u>
12674-11-2	Aroclor-1016	48	U
11104-28-2	Aroclor-1221	48	U
11141-16-5	Aroclor-1232	48	U
53469-21-9	Aroclor-1242	48	U
12672-29-6	Aroclor-1248	48	U
11097-69-1	Aroclor-1254	48	U
11096-82-5	Aroclor-1260	48	U
37324-23-5	Aroclor-1262	48	U
11100-14-4	Aroclor-1268	48	U

PRELIMINARY

1H - FORM I ARO  
 AROCLOR ORGANICS ANALYSIS DATA SHEET

EPA SAMPLE NO.

E3ZW1

Lab Name: MITKEM LABORATORIES Contract: EP-W-05-030  
 Lab Code: MITKEM Case No.: 38701 Mod. Ref No.: SDG No.: E3MZ9  
 Matrix: (SOIL/SED/WATER) SOIL Lab Sample ID: H1531-19A  
 Sample wt/vol: 30.4 (g/mL) G Lab File ID: E5F0744F.D/E5F0744R.D  
 % Moisture: 29 Decanted: (Y/N) N Date Received: 08/12/2009  
 Extraction: (Type) SONC Date Extracted: 08/12/2009  
 Concentrated Extract Volume: 10000 (uL) Date Analyzed: 08/14/2009  
 Injection Volume: 1.0 (uL) GPC Factor: 1.00 Dilution Factor: 1.0  
 GPC Cleanup: (Y/N) N pH: 7.3 Sulfur Cleanup: (Y/N) Y  
 Acid Cleanup: (Y/N) Y

CAS NO.	COMPOUND	CONCENTRATION UNITS: <u>UG/KG</u> (ug/L or ug/Kg)	<u>Q</u>
12674-11-2	Aroclor-1016	46	U
11104-28-2	Aroclor-1221	46	U
11141-16-5	Aroclor-1232	46	U
53469-21-9	Aroclor-1242	46	U
12672-29-6	Aroclor-1248	46	U
11097-69-1	Aroclor-1254	46	U
11096-82-5	Aroclor-1260	46	U
37324-23-5	Aroclor-1262	46	U
11100-14-4	Aroclor-1268	46	U

PRELIMINARY

1H - FORM I ARO  
 AROCLOR ORGANICS ANALYSIS DATA SHEET

EPA SAMPLE NO.

E3ZW2

Lab Name: MITKEM LABORATORIES Contract: EP-W-05-030  
 Lab Code: MITKEM Case No.: 38701 Mod. Ref No.:                      SDG No.: E3MZ9  
 Matrix: (SOIL/SED/WATER) SOIL Lab Sample ID: H1531-20A  
 Sample wt/vol: 30.1 (g/mL) G Lab File ID: E5F0745F.D/E5F0745R.D  
 % Moisture: 20 Decanted: (Y/N) N Date Received: 08/12/2009  
 Extraction: (Type) SONC Date Extracted: 08/12/2009  
 Concentrated Extract Volume: 10000 (uL) Date Analyzed: 08/14/2009  
 Injection Volume: 1.0 (uL) GPC Factor: 1.00 Dilution Factor: 1.0  
 GPC Cleanup: (Y/N) N pH: 7.6 Sulfur Cleanup: (Y/N) Y  
 Acid Cleanup: (Y/N) Y

CAS NO.	COMPOUND	CONCENTRATION UNITS:	
		(ug/L or ug/Kg)	UG/KG
12674-11-2	Aroclor-1016	41	U
11104-28-2	Aroclor-1221	41	U
11141-16-5	Aroclor-1232	41	U
53469-21-9	Aroclor-1242	41	U
12672-29-6	Aroclor-1248	41	U
11097-69-1	Aroclor-1254	41	U
11096-82-5	Aroclor-1260	41	U
37324-23-5	Aroclor-1262	41	U
11100-14-4	Aroclor-1268	41	U

**PRELIMINARY**  
 SOM01.2 (6/2007)



1H - FORM I ARO  
 AROCLOR ORGANICS ANALYSIS DATA SHEET

EPA SAMPLE NO.

E3ZW4

Lab Name: MITKEM LABORATORIES Contract: EP-W-05-030  
 Lab Code: MITKEM Case No.: 38701 Mod. Ref No.:                      SDG No.: E3MZ9  
 Matrix: (SOIL/SED/WATER) SOIL Lab Sample ID: H1531-05A  
 Sample wt/vol: 30.4 (g/mL) G Lab File ID: E5F0730F.D/E5F0730R.D  
 % Moisture: 45 Decanted: (Y/N) N Date Received: 08/12/2009  
 Extraction: (Type) SONC Date Extracted: 08/12/2009  
 Concentrated Extract Volume: 10000 (uL) Date Analyzed: 08/13/2009  
 Injection Volume: 1.0 (uL) GPC Factor: 1.00 Dilution Factor: 1.0  
 GPC Cleanup: (Y/N) N pH: 7.1 Sulfur Cleanup: (Y/N) Y  
 Acid Cleanup: (Y/N) Y

CAS NO.	COMPOUND	CONCENTRATION UNITS: UG/KG	
		(ug/L or ug/Kg)	Q
12674-11-2	Aroclor-1016	59	U
11104-28-2	Aroclor-1221	59	U
11141-16-5	Aroclor-1232	59	U
53469-21-9	Aroclor-1242	2600	E
12672-29-6	Aroclor-1248	2300	E
11097-69-1	Aroclor-1254	900	E
11096-82-5	Aroclor-1260	320	
37324-23-5	Aroclor-1262	59	U
11100-14-4	Aroclor-1268	59	U

PRELIMINARY

1H - FORM I ARO  
 AROCLOR ORGANICS ANALYSIS DATA SHEET

EPA SAMPLE NO.

E3ZW5

Lab Name: MITKEM LABORATORIES Contract: EP-W-05-030  
 Lab Code: MITKEM Case No.: 38701 Mod. Ref No.:                      SDG No.: E3MZ9  
 Matrix: (SOIL/SED/WATER) SOIL Lab Sample ID: H1531-06A  
 Sample wt/vol: 30.1 (g/mL) G Lab File ID: E5F0731F.D/E5F0731R.D  
 % Moisture: 43 Decanted: (Y/N) N Date Received: 08/12/2009  
 Extraction: (Type) SONC Date Extracted: 08/12/2009  
 Concentrated Extract Volume: 10000 (uL) Date Analyzed: 08/13/2009  
 Injection Volume: 1.0 (uL) GPC Factor: 1.00 Dilution Factor: 1.0  
 GPC Cleanup: (Y/N) N pH: 7.2 Sulfur Cleanup: (Y/N) Y  
 Acid Cleanup: (Y/N) Y

CAS NO.	COMPOUND	CONCENTRATION UNITS: <u>UG/KG</u>	
		(ug/L or ug/Kg)	<u>Q</u>
12674-11-2	Aroclor-1016	58	U
11104-28-2	Aroclor-1221	58	U
11141-16-5	Aroclor-1232	58	U
53469-21-9	Aroclor-1242	680	E
12672-29-6	Aroclor-1248	560	
11097-69-1	Aroclor-1254	230	
11096-82-5	Aroclor-1260	85	
37324-23-5	Aroclor-1262	58	U
11100-14-4	Aroclor-1268	58	U

**PRELIMINARY**  
 SOM01.2 (6/2007)

1H - FORM I ARO  
 AROCLOR ORGANICS ANALYSIS DATA SHEET

EPA SAMPLE NO.

E3ZW6

Lab Name: MITKEM LABORATORIES Contract: EP-W-05-030  
 Lab Code: MITKEM Case No.: 38701 Mod. Ref No.:                      SDG No.: E3MZ9  
 Matrix: (SOIL/SED/WATER) SOIL Lab Sample ID: H1531-07A  
 Sample wt/vol: 30.2 (g/mL) G Lab File ID: E5F0732F.D/E5F0732R.D  
 % Moisture: 32 Decanted: (Y/N) N Date Received: 08/12/2009  
 Extraction: (Type) SONC Date Extracted: 08/12/2009  
 Concentrated Extract Volume: 10000 (uL) Date Analyzed: 08/13/2009  
 Injection Volume: 1.0 (uL) GPC Factor: 1.00 Dilution Factor: 1.0  
 GPC Cleanup: (Y/N) N pH: 7.9 Sulfur Cleanup: (Y/N) Y  
 Acid Cleanup: (Y/N) Y

CAS NO.	COMPOUND	CONCENTRATION UNITS:	
		(ug/L or ug/Kg)	UG/KG
12674-11-2	Aroclor-1016	48	U
11104-28-2	Aroclor-1221	48	U
11141-16-5	Aroclor-1232	48	U
53469-21-9	Aroclor-1242	48	U
12672-29-6	Aroclor-1248	48	U
11097-69-1	Aroclor-1254	48	U
11096-82-5	Aroclor-1260	48	U
37324-23-5	Aroclor-1262	48	U
11100-14-4	Aroclor-1268	48	U

PRELIMINARY

SOM01.2 (6/2007)

1H - FORM I ARO  
 AROCLOR ORGANICS ANALYSIS DATA SHEET

EPA SAMPLE NO.

E3ZW7

Lab Name: MITKEM LABORATORIES Contract: EP-W-05-030  
 Lab Code: MITKEM Case No.: 38701 Mod. Ref No.:                      SDG No.: E3MZ9  
 Matrix: (SOIL/SED/WATER) SOIL Lab Sample ID: H1531-08A  
 Sample wt/vol: 30.5 (g/mL) G Lab File ID: E5F0733F.D/E5F0733R.D  
 % Moisture: 33 Decanted: (Y/N) N Date Received: 08/12/2009  
 Extraction: (Type) SONC Date Extracted: 08/12/2009  
 Concentrated Extract Volume: 10000 (uL) Date Analyzed: 08/13/2009  
 Injection Volume: 1.0 (uL) GPC Factor: 1.00 Dilution Factor: 1.0  
 GPC Cleanup: (Y/N) N pH: 7.6 Sulfur Cleanup: (Y/N) Y  
 Acid Cleanup: (Y/N) Y

CAS NO.	COMPOUND	CONCENTRATION UNITS:	
		(ug/L or ug/Kg)	UG/KG
12674-11-2	Aroclor-1016	48	U
11104-28-2	Aroclor-1221	48	U
11141-16-5	Aroclor-1232	48	U
53469-21-9	Aroclor-1242	48	U
12672-29-6	Aroclor-1248	48	U
11097-69-1	Aroclor-1254	48	U
11096-82-5	Aroclor-1260	48	U
37324-23-5	Aroclor-1262	48	U
11100-14-4	Aroclor-1268	48	U

PRELIMINARY

1H - FORM I ARO  
 AROCLOR ORGANICS ANALYSIS DATA SHEET

EPA SAMPLE NO.

E3ZW8

Lab Name: MITKEM LABORATORIES Contract: EP-W-05-030  
 Lab Code: MITKEM Case No.: 38701 Mod. Ref No.:                      SDG No.: E3MZ9  
 Matrix: (SOIL/SED/WATER) SOIL Lab Sample ID: H1531-09A  
 Sample wt/vol: 30.3 (g/mL) G Lab File ID: E5F0734F.D/E5F0734R.D  
 % Moisture: 23 Decanted: (Y/N) N Date Received: 08/12/2009  
 Extraction: (Type) SONC Date Extracted: 08/12/2009  
 Concentrated Extract Volume: 10000 (uL) Date Analyzed: 08/13/2009  
 Injection Volume: 1.0 (uL) GPC Factor: 1.00 Dilution Factor: 1.0  
 GPC Cleanup: (Y/N) N pH: 7.9 Sulfur Cleanup: (Y/N) Y  
 Acid Cleanup: (Y/N) Y

CAS NO.	COMPOUND	CONCENTRATION UNITS:	
		(ug/L or ug/Kg)	UG/KG
12674-11-2	Aroclor-1016	42	U
11104-28-2	Aroclor-1221	42	U
11141-16-5	Aroclor-1232	42	U
53469-21-9	Aroclor-1242	42	U
12672-29-6	Aroclor-1248	42	U
11097-69-1	Aroclor-1254	42	U
11096-82-5	Aroclor-1260	42	U
37324-23-5	Aroclor-1262	42	U
11100-14-4	Aroclor-1268	42	U

PRELIMINARY

1H - FORM I ARO  
 AROCLOR ORGANICS ANALYSIS DATA SHEET

EPA SAMPLE NO.

E3ZW9

Lab Name: MITKEM LABORATORIES Contract: EP-W-05-030  
 Lab Code: MITKEM Case No.: 38701 Mod. Ref No.:                      SDG No.: E3MZ9  
 Matrix: (SOIL/SED/WATER) SOIL Lab Sample ID: H1531-10A  
 Sample wt/vol: 30.1 (g/mL) G Lab File ID: E5F0735F.D/E5F0735R.D  
 % Moisture: 41 Decanted: (Y/N) N Date Received: 08/12/2009  
 Extraction: (Type) SONC Date Extracted: 08/12/2009  
 Concentrated Extract Volume: 10000 (uL) Date Analyzed: 08/13/2009  
 Injection Volume: 1.0 (uL) GPC Factor: 1.00 Dilution Factor: 1.0  
 GPC Cleanup: (Y/N) N pH: 7.0 Sulfur Cleanup: (Y/N) Y  
 Acid Cleanup: (Y/N) Y

CAS NO.	COMPOUND	CONCENTRATION UNITS:	
		ug/L or ug/Kg	UG/KG
12674-11-2	Aroclor-1016	56	U
11104-28-2	Aroclor-1221	56	U
11141-16-5	Aroclor-1232	56	U
53469-21-9	Aroclor-1242	150	
12672-29-6	Aroclor-1248	130	
11097-69-1	Aroclor-1254	120	
11096-82-5	Aroclor-1260	56	U
37324-23-5	Aroclor-1262	56	U
11100-14-4	Aroclor-1268	56	U

PRELIMINARY

1H - FORM I ARO  
 AROCLOR ORGANICS ANALYSIS DATA SHEET

EPA SAMPLE NO.

E3ZX0

Lab Name: MITKEM LABORATORIES Contract: EP-W-05-030  
 Lab Code: MITKEM Case No.: 38701 Mod. Ref No.: SDG No.: E3MZ9  
 Matrix: (SOIL/SED/WATER) SOIL Lab Sample ID: H1531-11A  
 Sample wt/vol: 30.1 (g/mL) G Lab File ID: E5F0736F.D/E5F0736R.D  
 % Moisture: 41 Decanted: (Y/N) N Date Received: 08/12/2009  
 Extraction: (Type) SONC Date Extracted: 08/12/2009  
 Concentrated Extract Volume: 10000 (uL) Date Analyzed: 08/13/2009  
 Injection Volume: 1.0 (uL) GPC Factor: 1.00 Dilution Factor: 1.0  
 GPC Cleanup: (Y/N) N pH: 7.2 Sulfur Cleanup: (Y/N) Y  
 Acid Cleanup: (Y/N) Y

CAS NO.	COMPOUND	CONCENTRATION UNITS: UG/KG	
		(ug/L or ug/Kg)	Q
12674-11-2	Aroclor-1016	56	U
11104-28-2	Aroclor-1221	56	U
11141-16-5	Aroclor-1232	56	U
53469-21-9	Aroclor-1242	61	P
12672-29-6	Aroclor-1248	53	PJ
11097-69-1	Aroclor-1254	140	
11096-82-5	Aroclor-1260	56	U
37324-23-5	Aroclor-1262	56	U
11100-14-4	Aroclor-1268	56	U

PRELIMINARY

1H - FORM I ARO  
 AROCLOR ORGANICS ANALYSIS DATA SHEET

EPA SAMPLE NO.

E3ZX1

Lab Name: MITKEM LABORATORIES Contract: EP-W-05-030  
 Lab Code: MITKEM Case No.: 38701 Mod. Ref No.:                      SDG No.: E3MZ9  
 Matrix: (SOIL/SED/WATER) SOIL Lab Sample ID: H1531-12A  
 Sample wt/vol: 30.1 (g/mL) G Lab File ID: E5F0737F.D/E5F0737R.D  
 % Moisture: 35 Decanted: (Y/N) N Date Received: 08/12/2009  
 Extraction: (Type) SONC Date Extracted: 08/12/2009  
 Concentrated Extract Volume: 10000 (uL) Date Analyzed: 08/13/2009  
 Injection Volume: 1.0 (uL) GPC Factor: 1.00 Dilution Factor: 1.0  
 GPC Cleanup: (Y/N) N pH: 7.6 Sulfur Cleanup: (Y/N) Y  
 Acid Cleanup: (Y/N) Y

CAS NO.	COMPOUND	CONCENTRATION UNITS: UG/KG	
		(ug/L or ug/Kg)	Q
12674-11-2	Aroclor-1016	51	U
11104-28-2	Aroclor-1221	51	U
11141-16-5	Aroclor-1232	51	U
53469-21-9	Aroclor-1242	51	U
12672-29-6	Aroclor-1248	51	U
11097-69-1	Aroclor-1254	34	J
11096-82-5	Aroclor-1260	51	U
37324-23-5	Aroclor-1262	51	U
11100-14-4	Aroclor-1268	51	U

PRELIMINARY



1H - FORM I ARO  
 AROCLOR ORGANICS ANALYSIS DATA SHEET

EPA SAMPLE NO.

E3ZX2

Lab Name: MITKEM LABORATORIES Contract: EP-W-05-030  
 Lab Code: MITKEM Case No.: 38701 Mod. Ref No.: SDG No.: E3MZ9  
 Matrix: (SOIL/SED/WATER) SOIL Lab Sample ID: H1531-13A  
 Sample wt/vol: 30.2 (g/mL) G Lab File ID: E5F0738F.D/E5F0738R.D  
 % Moisture: 33 Decanted: (Y/N) N Date Received: 08/12/2009  
 Extraction: (Type) SONC Date Extracted: 08/12/2009  
 Concentrated Extract Volume: 10000 (uL) Date Analyzed: 08/13/2009  
 Injection Volume: 1.0 (uL) GPC Factor: 1.00 Dilution Factor: 1.0  
 GPC Cleanup: (Y/N) N pH: 7.6 Sulfur Cleanup: (Y/N) Y  
 Acid Cleanup: (Y/N) Y

CAS NO.	COMPOUND	CONCENTRATION UNITS:	
		(ug/L or ug/Kg)	UG/KG
12674-11-2	Aroclor-1016	49	U
11104-28-2	Aroclor-1221	49	U
11141-16-5	Aroclor-1232	49	U
53469-21-9	Aroclor-1242	49	U
12672-29-6	Aroclor-1248	49	U
11097-69-1	Aroclor-1254	49	U
11096-82-5	Aroclor-1260	49	U
37324-23-5	Aroclor-1262	49	U
11100-14-4	Aroclor-1268	49	U

PRELIMINARY

1H - FORM I ARO  
 AROCLOR ORGANICS ANALYSIS DATA SHEET

EPA SAMPLE NO.

E3ZX3

Lab Name: MITKEM LABORATORIES Contract: EP-W-05-030  
 Lab Code: MITKEM Case No.: 38701 Mod. Ref No.:                      SDG No.: E3MZ9  
 Matrix: (SOIL/SED/WATER) SOIL Lab Sample ID: H1531-14A  
 Sample wt/vol: 30.2 (g/mL) G Lab File ID: E5F0739F.D/E5F0739R.D  
 % Moisture: 15 Decanted: (Y/N) N Date Received: 08/12/2009  
 Extraction: (Type) SONC Date Extracted: 08/12/2009  
 Concentrated Extract Volume: 10000 (uL) Date Analyzed: 08/14/2009  
 Injection Volume: 1.0 (uL) GPC Factor: 1.00 Dilution Factor: 1.0  
 GPC Cleanup: (Y/N) N pH: 7.5 Sulfur Cleanup: (Y/N) Y  
 Acid Cleanup: (Y/N) Y

CAS NO.	COMPOUND	CONCENTRATION UNITS: <u>UG/KG</u> (ug/L or ug/Kg)	<u>Q</u>
12674-11-2	Aroclor-1016	39	U
11104-28-2	Aroclor-1221	39	U
11141-16-5	Aroclor-1232	39	U
53469-21-9	Aroclor-1242	39	U
12672-29-6	Aroclor-1248	39	U
11097-69-1	Aroclor-1254	39	U
11096-82-5	Aroclor-1260	39	U
37324-23-5	Aroclor-1262	39	U
11100-14-4	Aroclor-1268	39	U

PRELIMINARY

10C - FORM X ARO  
IDENTIFICATION SUMMARY  
FOR MULTICOMPONENT ANALYTES

EPA SAMPLE NO.

E3MZ9

Lab Name: MITKEM LABORATORIES Contract: EP-W-05-030  
 Lab Code: MITKEM Case No.: 38701 Mod. Ref No.: SDG No.: E3MZ9  
 Lab Sample ID: H1531-01A Date(s) Analyzed: 08/13/2009 08/13/2009  
 Instrument ID (1): E5 Instrument ID (2): E5  
 GC Column(1): CLPPest ID: 0.53 (mm) GC Column(2): CLPPestII ID: 0.53 (MM)

ANALYTE	PEAK	RT	RT WINDOW		CONCENTRATION		%D
			FROM	TO	PEAK	MEAN	
Aroclor-1242	1	3.687	4.034	4.174	26.8611	40.249486	
	2	4.104	4.163	4.303	34.9504		
COLUMN 1	3	4.613	4.545	4.685	58.9370		
	4						
	5						
COLUMN 2	1	4.582	4.513	4.653	34.6308	42.692283	6.1
	2	4.826	4.651	4.791	27.0028		
	3	5.203	5.134	5.274	66.4432		
	4						
	5						
Aroclor-1248	1	4.410	4.339	4.479	38.9113	38.653673	
	2	5.030	4.963	5.103	36.7322		
	3	5.249	5.184	5.324	40.3175		
COLUMN 1	4						
	5						
COLUMN 2	1	4.920	5.267	5.407	38.0289	35.529148	8.8
	2	5.610	5.595	5.735	32.6524		
	3	5.662	5.854	5.994	35.9062		
	4						
	5						

At least 3 peaks for each column are required for identification of multicomponent analytes

**PRELIMINARY**

10C - FORM X ARO  
IDENTIFICATION SUMMARY  
FOR MULTICOMPONENT ANALYTES

EPA SAMPLE NO.

E3MZ9MS

Lab Name: MITKEM LABORATORIES Contract: EP-W-05-030  
 Lab Code: MITKEM Case No.: 38701 Mod. Ref No.: SDG No.: E3MZ9  
 Lab Sample ID: H1531-01AMS Date(s) Analyzed: 08/13/2009 08/13/2009  
 Instrument ID (1): E5 Instrument ID (2): E5  
 GC Column(1): CLPPest ID: 0.53 (mm) GC Column(2): CLPPestII ID: 0.53 (MM)

ANALYTE	PEAK	RT	RT WINDOW		CONCENTRATION		%D	
			FROM	TO	PEAK	MEAN		
Aroclor-1016	1	3.867	3.798	3.938	166.0148	147.752842		
	2	4.698	4.631	4.771	160.0420			
COLUMN 1	3	4.984	4.917	5.057	117.2017			
	4							
	5							
COLUMN 2	1	4.144	4.076	4.216	191.6654			
	2	5.336	4.851	4.991	212.2526			
	3	5.661	4.898	5.038	230.7222			
	4							
	5							
Aroclor-1242	1	3.689	4.034	4.174	219.9919	242.917322		
	2	4.105	4.163	4.303	255.2442			
	COLUMN 1	3	4.615	4.545	4.685			253.5160
		4						
		5						
COLUMN 2	1	4.584	4.513	4.653	231.1965			
	2	4.826	4.651	4.791	210.0110			
	3	5.203	5.134	5.274	259.7476			
	4							
	5							
Aroclor-1248	1	4.415	4.339	4.479	146.1997	113.320285		
	2	5.030	4.963	5.103	72.1072			
	COLUMN 1	3	5.246	5.184	5.324			121.6540
		4						
		5						
COLUMN 2	1	4.919	5.267	5.407	135.8439			
	2	5.611	5.595	5.735	68.9633			
	3	5.661	5.854	5.994	111.4185			
	4							
	5							
					105.408563	7.5		

**PRELIMINARY**

10C - FORM X ARO  
IDENTIFICATION SUMMARY  
FOR MULTICOMPONENT ANALYTES

EPA SAMPLE NO.

E3MZ9MS

Lab Name: MITKEM LABORATORIES Contract: EP-W-05-030  
 Lab Code: MITKEM Case No.: 38701 Mod. Ref No.: SDG No.: E3MZ9  
 Lab Sample ID: H1531-01AMS Date(s) Analyzed: 08/13/2009 08/13/2009  
 Instrument ID (1): E5 Instrument ID (2): E5  
 GC Column(1): CLPPest ID: 0.53 (mm) GC Column(2): CLPPestII ID: 0.53 (MM)

ANALYTE	PEAK	RT	RT WINDOW		CONCENTRATION		%D
			FROM	TO	PEAK	MEAN	
Aroclor-1260	1	5.858	5.791	5.931	168.5054	193.877343	
	2	7.407	7.082	7.222	202.6658		
	3	7.932	7.345	7.485	210.4608		
4							
5							
COLUMN 1	1	6.605	6.754	6.894	157.9252	182.849961	6.0
	2	8.036	7.670	7.810	188.5976		
	3	8.540	7.971	8.111	202.0271		
	4						
	5						
COLUMN 2							

At least 3 peaks for each column are required for identification of multicomponent analytes

**PRELIMINARY**

10C - FORM X ARO  
IDENTIFICATION SUMMARY  
FOR MULTICOMPONENT ANALYTES

EPA SAMPLE NO.

E3MZ9MSD

Lab Name: MITKEM LABORATORIES Contract: EP-W-05-030  
 Lab Code: MITKEM Case No.: 38701 Mod. Ref No.: SDG No.: E3MZ9  
 Lab Sample ID: H1531-01AMSD Date(s) Analyzed: 08/13/2009 08/13/2009  
 Instrument ID (1): E5 Instrument ID (2): E5  
 GC Column(1): CLPPest ID: 0.53 (mm) GC Column(2): CLPPestII ID: 0.53 (MM)

ANALYTE	PEAK	RT	RT WINDOW		CONCENTRATION		%D
			FROM	TO	PEAK	MEAN	
Aroclor-1016	1	3.864	3.798	3.938	189.8409	204.496928	
	2	4.696	4.631	4.771	246.0742		
	3	4.983	4.917	5.057	177.5757		
	4						
	5						
COLUMN 1	1	4.143	4.076	4.216	233.4906	301.511144	47.4
	2	5.334	4.851	4.991	312.4465		
	3	5.660	4.898	5.038	358.5964		
	4						
	5						
COLUMN 2	1	3.689	4.034	4.174	269.8821	326.913540	
	2	4.104	4.163	4.303	329.5742		
	3	4.614	4.545	4.685	381.2843		
	4						
	5						
Aroclor-1242	1	4.582	4.513	4.653	299.6761	320.850890	1.9
	2	4.825	4.651	4.791	269.7717		
	3	5.202	5.134	5.274	393.1049		
	4						
	5						
COLUMN 2	1	4.411	4.339	4.479	227.9716	182.399787	
	2	5.029	4.963	5.103	130.1991		
	3	5.245	5.184	5.324	189.0286		
	4						
	5						
Aroclor-1248	1	4.919	5.267	5.407	208.1067	166.658630	9.4
	2	5.610	5.595	5.735	118.6987		
	3	5.660	5.854	5.994	173.1705		
	4						
	5						
COLUMN 1	1	4.919	5.267	5.407	208.1067	166.658630	9.4
	2	5.610	5.595	5.735	118.6987		
	3	5.660	5.854	5.994	173.1705		
	4						
	5						

**PRELIMINARY**

10C - FORM X ARO  
IDENTIFICATION SUMMARY  
FOR MULTICOMPONENT ANALYTES

EPA SAMPLE NO.

E3MZ9MSD

Lab Name: MITKEM LABORATORIES Contract: EP-W-05-030  
 Lab Code: MITKEM Case No.: 38701 Mod. Ref No.: SDG No.: E3MZ9  
 Lab Sample ID: H1531-01AMSD Date(s) Analyzed: 08/13/2009 08/13/2009  
 Instrument ID (1): E5 Instrument ID (2): E5  
 GC Column(1): CLPPest ID: 0.53 (mm) GC Column(2): CLPPestII ID: 0.53 (MM)

ANALYTE	PEAK	RT	RT WINDOW		CONCENTRATION		%D	
			FROM	TO	PEAK	MEAN		
Aroclor-1260	1	5.856	5.791	5.931	171.8004	199.178106		
	2	7.404	7.082	7.222	208.9620			
	3	7.930	7.345	7.485	216.7719			
COLUMN 1		4						
COLUMN 1		5						
COLUMN 2	1	6.604	6.754	6.894	167.4244	183.647705	8.5	
	2	8.035	7.670	7.810	189.2920			
	3	8.539	7.971	8.111	194.2267			
	COLUMN 2		4					
	COLUMN 2		5					

At least 3 peaks for each column are required for identification of multicomponent analytes

**PRELIMINARY**

10C - FORM X ARO  
 IDENTIFICATION SUMMARY  
 FOR MULTICOMPONENT ANALYTES

EPA SAMPLE NO.

E3N00

Lab Name: MITKEM LABORATORIES Contract: EP-W-05-030  
 Lab Code: MITKEM Case No.: 38701 Mod. Ref No.: SDG No.: E3MZ9  
 Lab Sample ID: H1531-02A Date(s) Analyzed: 08/13/2009 08/13/2009  
 Instrument ID (1): E5 Instrument ID (2): E5  
 GC Column(1): CLPPest ID: 0.53 (mm) GC Column(2): CLPPestII ID: 0.53 (MM)

ANALYTE	PEAK	RT	RT WINDOW		CONCENTRATION		%D
			FROM	TO	PEAK	MEAN	
Aroclor-1242	1	3.688	4.034	4.174	38.9548	58.334413	
	2	4.103	4.163	4.303	50.7383		
COLUMN 1	3	4.613	4.545	4.685	85.3101		
	4						
	5						
COLUMN 2	1	4.582	4.513	4.653	50.7700	57.193907	2.0
	2	4.824	4.651	4.791	36.1500		
	3	5.202	5.134	5.274	84.6617		
	4						
	5						
Aroclor-1248	1	4.407	4.339	4.479	53.8259	51.419669	
	2	5.029	4.963	5.103	48.3829		
COLUMN 1	3	5.249	5.184	5.324	52.0503		
	4						
	5						
COLUMN 2	1	4.919	5.267	5.407	51.5695	45.663086	12.6
	2	5.610	5.595	5.735	39.9110		
	3	5.662	5.854	5.994	45.5087		
	4						
	5						

At least 3 peaks for each column are required for identification of multicomponent analytes

PRELIMINARY



10C - FORM X ARO  
IDENTIFICATION SUMMARY  
FOR MULTICOMPONENT ANALYTES

EPA SAMPLE NO.

E3N01

Lab Name: MITKEM LABORATORIES Contract: EP-W-05-030  
 Lab Code: MITKEM Case No.: 38701 Mod. Ref No.: SDG No.: E3MZ9  
 Lab Sample ID: H1531-03A Date(s) Analyzed: 08/13/2009 08/13/2009  
 Instrument ID (1): E5 Instrument ID (2): E5  
 GC Column(1): CLPPest ID: 0.53 (mm) GC Column(2): CLPPestII ID: 0.53 (MM)

ANALYTE	PEAK	RT	RT WINDOW		CONCENTRATION		%D
			FROM	TO	PEAK	MEAN	
Aroclor-1242	1	3.686	4.034	4.174	46.9101	70.432882	
	2	4.101	4.163	4.303	61.2233		
COLUMN 1	3	4.612	4.545	4.685	103.1653		
	4						
	5						
COLUMN 2	1	4.581	4.513	4.653	62.7619	77.478592	10
	2	4.824	4.651	4.791	51.3046		
	3	5.201	5.134	5.274	118.3693		
	4						
	5						
Aroclor-1248	1	4.406	4.339	4.479	65.2840	62.089002	
	2	5.026	4.963	5.103	56.3552		
COLUMN 1	3	5.246	5.184	5.324	64.6278		
	4						
	5						
COLUMN 2	1	4.916	5.267	5.407	66.2422	60.426065	2.8
	2	5.608	5.595	5.735	55.1939		
	3	5.661	5.854	5.994	59.8421		
	4						
	5						

At least 3 peaks for each column are required for identification of multicomponent analytes

**PRELIMINARY**

10C - FORM X ARO  
IDENTIFICATION SUMMARY  
FOR MULTICOMPONENT ANALYTES

EPA SAMPLE NO.

E3ZT7

Lab Name: MITKEM LABORATORIES Contract: EP-W-05-030  
 Lab Code: MITKEM Case No.: 38701 Mod. Ref No.: SDG No.: E3MZ9  
 Lab Sample ID: H1531-15A Date(s) Analyzed: 08/14/2009 08/14/2009  
 Instrument ID (1): E5 Instrument ID (2): E5  
 GC Column(1): CLPPest ID: 0.53 (mm) GC Column(2): CLPPestII ID: 0.53 (MM)

ANALYTE	PEAK	RT	RT WINDOW		CONCENTRATION		%D
			FROM	TO	PEAK	MEAN	
Aroclor-1242	1	3.692	4.034	4.174	2994.0139	5261.580500	
	2	4.105	4.163	4.303	4292.7357		
COLUMN 1	3	4.618	4.545	4.685	8497.9919		
	4						
	5						
COLUMN 2	1	4.585	4.513	4.653	4354.5036		
	2	4.828	4.651	4.791	3373.5161		
	3	5.206	5.134	5.274	9592.6579		
	4						
	5						
Aroclor-1248	1	4.413	4.339	4.479	5197.0529	5773.559224	9.7
	2	5.034	4.963	5.103	5619.3220		
COLUMN 1	3	5.254	5.184	5.324	6449.7350		
	4						
	5						
COLUMN 2	1	4.922	5.267	5.407	5628.9176		
	2	5.614	5.595	5.735	6210.1215		
	3	5.667	5.854	5.994	6583.0581		
	4						
	5						
Aroclor-1254	1	5.667	5.594	5.734	2730.3042	2629.738399	
	2	6.183	6.097	6.237	3113.1171		
COLUMN 1	3	6.481	6.409	6.549	2045.7939		
	4						
	5						
COLUMN 2	1	6.398	5.795	5.935	2406.8361		
	2	6.823	6.325	6.465	2043.8297		
	3	7.178	7.106	7.246	2291.3573		
	4						
	5						
					2247.341007	17.0	

**PRELIMINARY**

10C - FORM X ARO  
 IDENTIFICATION SUMMARY  
 FOR MULTICOMPONENT ANALYTES

EPA SAMPLE NO.

E3ZT7

Lab Name: MITKEM LABORATORIES Contract: EP-W-05-030  
 Lab Code: MITKEM Case No.: 38701 Mod. Ref No.: SDG No.: E3MZ9  
 Lab Sample ID: H1531-15A Date(s) Analyzed: 08/14/2009 08/14/2009  
 Instrument ID (1): E5 Instrument ID (2): E5  
 GC Column(1): CLPPest ID: 0.53 (mm) GC Column(2): CLPPestII ID: 0.53 (MM)

ANALYTE	PEAK	RT	RT WINDOW		CONCENTRATION		%D
			FROM	TO	PEAK	MEAN	
Aroclor-1260	1	5.862	5.791	5.931	972.7770	751.475551	
	2	7.412	7.082	7.222	679.7883		
	3	7.941	7.345	7.485	601.8613		
4							
5							
COLUMN 1	1	6.604	6.754	6.894	1174.9668	795.762281	5.9
	2	8.040	7.670	7.810	669.2990		
	3	8.549	7.971	8.111	543.0210		
	4						
	5						
COLUMN 2	1	6.604	6.754	6.894	1174.9668	795.762281	5.9
	2	8.040	7.670	7.810	669.2990		
	3	8.549	7.971	8.111	543.0210		
	4						
	5						

At least 3 peaks for each column are required for identification of multicomponent analytes

**PRELIMINARY**

10C - FORM X ARO  
IDENTIFICATION SUMMARY  
FOR MULTICOMPONENT ANALYTES

EPA SAMPLE NO.

E3ZT8

Lab Name: MITKEM LABORATORIES Contract: EP-W-05-030  
 Lab Code: MITKEM Case No.: 38701 Mod. Ref No.: SDG No.: E3MZ9  
 Lab Sample ID: H1531-16A Date(s) Analyzed: 08/14/2009 08/14/2009  
 Instrument ID (1): E5 Instrument ID (2): E5  
 GC Column(1): CLPPest ID: 0.53 (mm) GC Column(2): CLPPestII ID: 0.53 (MM)

ANALYTE	PEAK	RT	RT WINDOW		CONCENTRATION		%D
			FROM	TO	PEAK	MEAN	
Aroclor-1242	1	3.689	4.034	4.174	130.0115	258.313993	
	2	4.103	4.163	4.303	212.2127		
	3	4.614	4.545	4.685	432.7177		
	4						
	5						
COLUMN 1	1	4.584	4.513	4.653	195.1878	252.727633	2.2
	2	4.825	4.651	4.791	134.3863		
	3	5.204	5.134	5.274	428.6087		
	4						
	5						
COLUMN 2	1	4.409	4.339	4.479	271.0991	317.398158	
	2	5.030	4.963	5.103	324.9317		
	3	5.250	5.184	5.324	356.1636		
	4						
	5						
Aroclor-1248	1	4.920	5.267	5.407	259.7455	292.483658	8.5
	2	5.610	5.595	5.735	293.0476		
	3	5.663	5.854	5.994	324.6579		
	4						
	5						
COLUMN 1	1	5.662	5.594	5.734	145.6264	200.192996	
	2	6.198	6.097	6.237	343.1998		
	3	6.476	6.409	6.549	111.7528		
	4						
	5						
COLUMN 2	1	6.395	5.795	5.935	109.4631	117.219952	70.8
	2	6.820	6.325	6.465	107.0904		
	3	7.175	7.106	7.246	135.1064		
	4						
	5						

**PRELIMINARY**

10C - FORM X ARO  
 IDENTIFICATION SUMMARY  
 FOR MULTICOMPONENT ANALYTES

EPA SAMPLE NO.

E3ZT8

Lab Name: MITKEM LABORATORIES Contract: EP-W-05-030  
 Lab Code: MITKEM Case No.: 38701 Mod. Ref No.: SDG No.: E3MZ9  
 Lab Sample ID: H1531-16A Date(s) Analyzed: 08/14/2009 08/14/2009  
 Instrument ID (1): E5 Instrument ID (2): E5  
 GC Column(1): CLPPest ID: 0.53 (mm) GC Column(2): CLPPestII ID: 0.53 (MM)

ANALYTE	PEAK	RT	RT WINDOW		CONCENTRATION		%D
			FROM	TO	PEAK	MEAN	
Aroclor-1260	1	5.857	5.791	5.931	42.9366	35.825687	
	2	7.406	7.082	7.222	33.0392		
	3	7.932	7.345	7.485	31.5012		
COLUMN 1	4						
	5						
COLUMN 2	1	6.602	6.754	6.894	52.0871	43.526283	21.5
	2	8.036	7.670	7.810	34.7252		
	3	8.541	7.971	8.111	43.7665		
	4						
	5						

At least 3 peaks for each column are required for identification of multicomponent analytes

PRELIMINARY

10C - FORM X ARO  
IDENTIFICATION SUMMARY  
FOR MULTICOMPONENT ANALYTES

EPA SAMPLE NO.

E3ZW4

Lab Name: MITKEM LABORATORIES Contract: EP-W-05-030  
 Lab Code: MITKEM Case No.: 38701 Mod. Ref No.: SDG No.: E3MZ9  
 Lab Sample ID: H1531-05A Date(s) Analyzed: 08/13/2009 08/13/2009  
 Instrument ID (1): E5 Instrument ID (2): E5  
 GC Column(1): CLPPest ID: 0.53 (mm) GC Column(2): CLPPestII ID: 0.53 (MM)

ANALYTE	PEAK	RT	RT WINDOW		CONCENTRATION		%D	
			FROM	TO	PEAK	MEAN		
Aroclor-1242	1	3.690	4.034	4.174	1738.2460	2643.321899		
	2	4.106	4.163	4.303	2436.5475			
COLUMN 1	3	4.616	4.545	4.685	3755.1722			
	4							
	5							
COLUMN 2	1	4.584	4.513	4.653	2349.6786			
	2	4.826	4.651	4.791	1833.3092			
	3	5.204	5.134	5.274	3924.1392			
	4							
	5							
Aroclor-1248	1	4.410	4.339	4.479	2257.1831	2288.376044		
	2	5.031	4.963	5.103	2186.5558			
	COLUMN 1	3	5.252	5.184	5.324			2421.3893
		4						
		5						
COLUMN 2	1	4.920	5.267	5.407	2228.5174			
	2	5.611	5.595	5.735	2194.0620			
	3	5.664	5.854	5.994	2375.2523			
	4							
	5							
Aroclor-1254	1	5.664	5.594	5.734	1010.3110	948.222763		
	2	6.175	6.097	6.237	1063.5113			
	COLUMN 1	3	6.478	6.409	6.549			770.8460
		4						
		5						
COLUMN 2	1	6.395	5.795	5.935	817.4794			
	2	6.821	6.325	6.465	759.9443			
	3	7.175	7.106	7.246	1109.4438			
	4							
	5							
					895.622489	5.9		

PRELIMINARY

10C - FORM X ARO  
IDENTIFICATION SUMMARY  
FOR MULTICOMPONENT ANALYTES

EPA SAMPLE NO.

E3ZW4

Lab Name: MITKEM LABORATORIES Contract: EP-W-05-030  
 Lab Code: MITKEM Case No.: 38701 Mod. Ref No.: SDG No.: E3MZ9  
 Lab Sample ID: H1531-05A Date(s) Analyzed: 08/13/2009 08/13/2009  
 Instrument ID (1): E5 Instrument ID (2): E5  
 GC Column(1): CLPPest ID: 0.53 (mm) GC Column(2): CLPPestII ID: 0.53 (MM)

ANALYTE	PEAK	RT	RT WINDOW		CONCENTRATION		%D	
			FROM	TO	PEAK	MEAN		
Aroclor-1260	1	5.859	5.791	5.931	366.8629	323.207872		
	2	7.409	7.082	7.222	311.5763			
	3	7.937	7.345	7.485	291.1845			
COLUMN 1		4						
COLUMN 1		5						
COLUMN 2	1	6.604	6.754	6.894	426.4176	329.167583	1.8	
	2	8.038	7.670	7.810	293.1617			
	3	8.545	7.971	8.111	267.9234			
	COLUMN 2		4					
	COLUMN 2		5					

At least 3 peaks for each column are required for identification of multicomponent analytes

**PRELIMINARY**

10C - FORM X ARO  
IDENTIFICATION SUMMARY  
FOR MULTICOMPONENT ANALYTES

EPA SAMPLE NO.

E3ZW5

Lab Name: MITKEM LABORATORIES Contract: EP-W-05-030  
 Lab Code: MITKEM Case No.: 38701 Mod. Ref No.: SDG No.: E3MZ9  
 Lab Sample ID: H1531-06A Date(s) Analyzed: 08/13/2009 08/13/2009  
 Instrument ID (1): E5 Instrument ID (2): E5  
 GC Column(1): CLPPest ID: 0.53 (mm) GC Column(2): CLPPestII ID: 0.53 (MM)

ANALYTE	PEAK	RT	RT WINDOW		CONCENTRATION		%D
			FROM	TO	PEAK	MEAN	
Aroclor-1242	1	3.690	4.034	4.174	453.3475	697.323964	
	2	4.105	4.163	4.303	651.3761		
COLUMN 1	3	4.615	4.545	4.685	987.2483		
	4						
	5						
COLUMN 2	1	4.583	4.513	4.653	597.1820		
	2	4.825	4.651	4.791	456.0047		
	3	5.203	5.134	5.274	984.6094		
	4						
	5						
Aroclor-1248	1	4.409	4.339	4.479	612.3255	679.265332	2.7
	2	5.030	4.963	5.103	545.3919		
COLUMN 1	3	5.250	5.184	5.324	627.7517		
	4						
	5						
COLUMN 2	1	4.919	5.267	5.407	568.4473		
	2	5.611	5.595	5.735	522.6379		
	3	5.662	5.854	5.994	574.0783		
	4						
	5						
Aroclor-1254	1	5.662	5.594	5.734	263.7046	595.156362	
	2	6.175	6.097	6.237	286.4383		
COLUMN 1	3	6.475	6.409	6.549	205.6931		
	4						
	5						
COLUMN 2	1	6.395	5.795	5.935	205.4961		
	2	6.820	6.325	6.465	217.9733		
	3	7.174	7.106	7.246	255.4083		
	4						
	5						
					226.292572	11.3	

**PRELIMINARY**



10C - FORM X ARO  
IDENTIFICATION SUMMARY  
FOR MULTICOMPONENT ANALYTES

EPA SAMPLE NO.

E3ZW5

Lab Name: MITKEM LABORATORIES Contract: EP-W-05-030  
 Lab Code: MITKEM Case No.: 38701 Mod. Ref No.: SDG No.: E3MZ9  
 Lab Sample ID: H1531-06A Date(s) Analyzed: 08/13/2009 08/13/2009  
 Instrument ID (1): E5 Instrument ID (2): E5  
 GC Column(1): CLPPest ID: 0.53 (mm) GC Column(2): CLPPestII ID: 0.53 (MM)

ANALYTE	PEAK	RT	RT WINDOW		CONCENTRATION		%D
			FROM	TO	PEAK	MEAN	
Aroclor-1260	1	5.857	5.791	5.931	98.8032	85.361056	
	2	7.407	7.082	7.222	78.8533		
	3	7.931	7.345	7.485	78.4267		
4							
5							
COLUMN 1	1	6.604	6.754	6.894	108.1216	88.977810	4.2
	2	8.037	7.670	7.810	76.0105		
	3	8.540	7.971	8.111	82.8014		
	4						
	5						
COLUMN 2	1	6.604	6.754	6.894	108.1216	88.977810	4.2
	2	8.037	7.670	7.810	76.0105		
	3	8.540	7.971	8.111	82.8014		
	4						
	5						

At least 3 peaks for each column are required for identification of multicomponent analytes

**PRELIMINARY**

10C - FORM X ARO  
IDENTIFICATION SUMMARY  
FOR MULTICOMPONENT ANALYTES

EPA SAMPLE NO.

E3ZW9

Lab Name: MITKEM LABORATORIES Contract: EP-W-05-030  
 Lab Code: MITKEM Case No.: 38701 Mod. Ref No.: SDG No.: E3MZ9  
 Lab Sample ID: H1531-10A Date(s) Analyzed: 08/13/2009 08/13/2009  
 Instrument ID (1): E5 Instrument ID (2): E5  
 GC Column(1): CLPPest ID: 0.53 (mm) GC Column(2): CLPPestII ID: 0.53 (MM)

ANALYTE	PEAK	RT	RT WINDOW		CONCENTRATION		%D
			FROM	TO	PEAK	MEAN	
Aroclor-1242	1	3.690	4.034	4.174	94.6355	151.153309	
	2	4.106	4.163	4.303	143.1767		
	3	4.616	4.545	4.685	215.6477		
	4						
	5						
COLUMN 1	1	4.583	4.513	4.653	121.0393	174.198430	15.2
	2	4.831	4.651	4.791	176.8302		
	3	5.205	5.134	5.274	224.7258		
	4						
	5						
COLUMN 2	1	4.408	4.339	4.479	148.7181	143.354017	
	2	5.033	4.963	5.103	127.8127		
	3	5.253	5.184	5.324	153.5313		
	4						
	5						
Aroclor-1248	1	4.920	5.267	5.407	129.9422	130.360764	10
	2	5.613	5.595	5.735	124.6264		
	3	5.663	5.854	5.994	136.5137		
	4						
	5						
COLUMN 1	1	5.652	5.594	5.734	125.1885	131.533284	
	2	6.171	6.097	6.237	67.1470		
	3	6.495	6.409	6.549	202.2644		
	4						
	5						
COLUMN 2	1	6.370	5.795	5.935	126.5769	121.310186	8.4
	2	6.823	6.325	6.465	59.9513		
	3	7.186	7.106	7.246	177.4024		
	4						
	5						

At least 3 peaks for each column are required for identification of multicomponent analytes

**PRELIMINARY**

10C - FORM X ARO  
IDENTIFICATION SUMMARY  
FOR MULTICOMPONENT ANALYTES

EPA SAMPLE NO.

E3ZX0

Lab Name: MITKEM LABORATORIES Contract: EP-W-05-030  
 Lab Code: MITKEM Case No.: 38701 Mod. Ref No.: SDG No.: E3MZ9  
 Lab Sample ID: H1531-11A Date(s) Analyzed: 08/13/2009 08/13/2009  
 Instrument ID (1): E5 Instrument ID (2): E5  
 GC Column(1): CLPPest ID: 0.53 (mm) GC Column(2): CLPPestII ID: 0.53 (MM)

ANALYTE	PEAK	RT	RT WINDOW		CONCENTRATION		%D
			FROM	TO	PEAK	MEAN	
Aroclor-1242	1	3.687	4.034	4.174	34.3148	61.291363	
	2	4.102	4.163	4.303	65.7470		
COLUMN 1	3	4.616	4.545	4.685	83.8123		
	4						
	5						
COLUMN 2	1	4.582	4.513	4.653	44.7037	84.070824	37.2
	2	4.842	4.651	4.791	130.5366		
	3	5.204	5.134	5.274	76.9723		
	4						
	5						
Aroclor-1248	1	4.398	4.339	4.479	81.1952	69.937704	
	2	5.031	4.963	5.103	50.0916		
COLUMN 1	3	5.248	5.184	5.324	78.5263		
	4						
	5						
COLUMN 2	1	4.920	5.267	5.407	47.5459	53.285636	31.3
	2	5.636	5.595	5.735	62.4237		
	3	5.659	5.854	5.994	49.8874		
	4						
	5						
Aroclor-1254	1	5.647	5.594	5.734	143.0082	140.650322	
	2	6.166	6.097	6.237	46.3861		
COLUMN 1	3	6.494	6.409	6.549	232.5566		
	4						
	5						
COLUMN 2	1	6.365	5.795	5.935	137.5853	137.766493	2.1
	2	6.820	6.325	6.465	78.6279		
	3	7.185	7.106	7.246	197.0863		
	4						
	5						

At least 3 peaks for each column are required for identification of multicomponent analytes

**PRELIMINARY**

10C - FORM X ARO  
 IDENTIFICATION SUMMARY  
 FOR MULTICOMPONENT ANALYTES

EPA SAMPLE NO.

E3ZX1

Lab Name: MITKEM LABORATORIES Contract: EP-W-05-030  
 Lab Code: MITKEM Case No.: 38701 Mod. Ref No.: SDG No.: E3MZ9  
 Lab Sample ID: H1531-12A Date(s) Analyzed: 08/13/2009 08/13/2009  
 Instrument ID (1): E5 Instrument ID (2): E5  
 GC Column(1): CLPPest ID: 0.53 (mm) GC Column(2): CLPPestII ID: 0.53 (MM)

ANALYTE	PEAK	RT	RT WINDOW		CONCENTRATION		%D
			FROM	TO	PEAK	MEAN	
Aroclor-1254	1	5.645	5.594	5.734	33.5215	34.169481	
	2	6.166	6.097	6.237	14.0994		
	3	6.492	6.409	6.549	54.8875		
COLUMN 1	4						
	5						
COLUMN 2	1	6.367	5.795	5.935	37.4557	41.384408	21.1
	2	6.820	6.325	6.465	29.1347		
	3	7.185	7.106	7.246	57.5628		
	4						
	5						

At least 3 peaks for each column are required for identification of multicomponent analytes

PRELIMINARY



Contract Laboratory Program

### Sample Delivery Group (SDG)

#### Cover Sheet

SDG Number E3MZ9

Laboratory Name	<u>Mitkem Laboratories</u>	Lab Code	<u>MITKEM</u>
Contract No.	<u>EP-W-05-030</u>	Case No.	<u>38701</u>
Analysis Price	<u>\$437</u>	SDG Turnaround	<u>21 days with PR</u>

#### EPA Sample Numbers in SDG (Listed in Numerical Order)

01) E3MZ9	08) E3ZT8	15) E3ZW6	22) E3ZX3
02) E3MZ9MS	09) E3ZT9	16) E3ZW7	/
03) E3MZ9MSD	10) E3ZW0	17) E3ZW8	
04) E3N00	11) E3ZW1	18) E3ZW9	
05) E3N01	12) E3ZW2	19) E3ZX0	
06) E3N02	13) E3ZW4	20) E3ZX1	
07) E3ZT7	14) E3ZW5	21) E3ZX2	

First Sample in SDG

E3MZ9

Last Sample in SDG

E3ZX3

First Sample Receipt Date

08/12/2009

Last Sample Receipt Date

08/12/2009

**Note:** There are a maximum of 20 field samples [excluding Performance Evaluation (PE) samples in an SDG. Attach the TR/COC Records to this form in alphanumeric order (the order listed above on this form).

Signature *Agnes R Huntley*

Date 08/14/2009

Modified Analysis 1760.0



# USEPA Contract Laboratory Program Organic Traffic Report & Chain of Custody Record

Case No:	38701
DAS No:	09CK15
SDG No:	E3MZ9
<b>For Lab Use Only</b>	
Lab Contract No:	EP-W-05-03D
Unit Price:	\$ 437
Transfer To:	-
Lab Contract No:	-
Unit Price:	-

Date Shipped: 8/11/2009		Sampler Signature: <i>[Signature]</i>	
Carrier Name: FedEx		Received By: <i>[Signature]</i>	
Airbill: 8638 4466 2377		(Date / Time)	
Shipped to: Spectrum Analytical 175 Metro Center Blvd. Warwick RI 02886 (401) 732-3400		8/11/09 18:00	
1	Relinquished By: <i>[Signature]</i>	2	Received By: <i>[Signature]</i>
2		3	
3		4	

ORGANIC SAMPLE No.	MATRIX/ SAMPLER	CONC/ TYPE	ANALYSIS/ TURNAROUND	TAG No./ PRESERVATIVE/ Bottles	STATION LOCATION	SAMPLE COLLECT DATE/TIME	FOR LAB USE ONLY Sample Condition On Receipt
01 E3MZ9	Soil/Sediment/ Greene, Raddeman	L/G	PAHs (21), PCBs (sed) (21)	5-235120 (Ice Only), 5-235121 (Ice Only) (2)	KK-SD009-A	S: 8/11/2009 14:45	OK
02 E3N00	Hodach, Unger Soil/Sediment/ Greene, Raddeman	L/G	PAHs (21), PCBs (sed) (21)	5-235122 (Ice Only), 5-235123 (Ice Only) (2)	KK-SD009-B	S: 8/11/2009 14:47	
03 E3N01	Hodach, Unger Soil/Sediment/ Greene, Raddeman	L/G	PAHs (21), PCBs (sed) (21)	5-235124 (Ice Only), 5-235125 (Ice Only) (2)	KK-SD009-B-FD	S: 8/11/2009 14:49	
04 E3N02	Hodach, Unger Soil/Sediment/ Greene, Raddeman	L/G	PAHs (21), PCBs (sed) (21)	5-235126 (Ice Only), 5-235127 (Ice Only) (2)	KK-SD009-N	S: 8/11/2009 14:51	
05 E3ZW4	Hodach, Unger Soil/Sediment/ Greene, Raddeman	L/G	PAHs (21), PCBs (sed) (21)	5-235086 (Ice Only), 5-235087 (Ice Only) (2)	KK-SD020-A	S: 8/11/2009 12:10	
06 E3ZW5	Hodach, Unger Soil/Sediment/ Greene, Raddeman	L/G	PAHs (21), PCBs (sed) (21)	5-235088 (Ice Only), 5-235089 (Ice Only) (2)	KK-SD020-B	S: 8/11/2009 12:12	
07 E3ZW6	Hodach, Unger Soil/Sediment/ Greene, Raddeman	L/G	PAHs (21), PCBs (sed) (21)	5-235090 (Ice Only), 5-235091 (Ice Only) (2)	KK-SD020-C1	S: 8/11/2009 12:15	OK

Shipment for Case Complete? N	Sample(s) to be used for laboratory QC: E3MZ9	Additional Sampler Signature(s):	Cooler Temperature Upon Receipt: 5°C	Chain of Custody Seal Number: 109133-109134
Analysis Key: PAHs = PAHs, PCBs (sed) = PCBs (sed)	Concentration: L = Low, M = Low/Medium, H = High	Type/Designate: Composite = C, Grab = G	Custody Seal Intact? <input checked="" type="checkbox"/>	Shipment Iced? <input checked="" type="checkbox"/>



# USEPA Contract Laboratory Program Organic Traffic Report & Chain of Custody Record

Case No: 38701  
DAS No: 09CK15  
SDG No: L

Date Shipped: 8/11/2009		Sampler Signature: <i>[Signature]</i>	
Carrier Name: FedEx		Received By (Date / Time): <i>[Signature]</i> 8/12/09 8:55	
Airbill: 8638 4466 2377		Relinquished By (Date / Time): <i>[Signature]</i> 8/11/09 17:50	
Shipped to: Spectrum Analytical 175 Metro Center Blvd. Warwick RI 02886 (401) 732-3400		2	
		3	
		4	

ORGANIC SAMPLE No.	MATRIX/ SAMPLER	CONC/ TYPE	ANALYSIS/ TURNAROUND	TAG No./ PRESERVATIVE/ Bottles	STATION LOCATION	SAMPLE COLLECT DATE/TIME	FOR LAB USE ONLY INORGANIC SAMPLE No. Sample Condition On Receipt
15	Soil/Sediment/ Greene, Raddeman	L/G	PAHs (21), PCBs (sed) (21)	5-235072 (Ice Only), 5-235073 (Ice Only) (2)	KK-SD005-A	14:10	OK
16	Hodach, Unger Soil/Sediment/ Greene, Raddeman	L/G	PAHs (21), PCBs (sed) (21)	5-235074 (Ice Only), 5-235075 (Ice Only) (2)	KK-SD005-B	14:13	
17	Hodach, Unger Soil/Sediment/ Greene, Raddeman	L/G	PAHs (21), PCBs (sed) (21)	5-235076 (Ice Only), 5-235077 (Ice Only) (2)	KK-SD005-N	14:17	
18	Hodach, Unger Soil/Sediment/ Greene, Raddeman	L/G	PAHs (21), PCBs (sed) (21)	5-235078 (Ice Only), 5-235079 (Ice Only) (2)	KK-SD013-A	13:45	
19	Hodach, Unger Soil/Sediment/ Greene, Raddeman	L/G	PAHs (21), PCBs (sed) (21)	5-235080 (Ice Only), 5-235081 (Ice Only) (2)	KK-SD013-B	13:47	OK
20	Hodach, Unger Soil/Sediment/ Greene, Raddeman	L/G	PAHs (21), PCBs (sed) (21)	5-235082 (Ice Only), 5-235083 (Ice Only) (2)	KK-SD013-C1	13:49	
E3ZW3	Hodach, Unger Soil/Sediment/ Greene, Raddeman	L/G	PAHs (21), PCBs (sed) (21)	5-235084 (Ice Only), 5-235085 (Ice Only) (2)	KK-SD013-N	13:40	

Shipment for Case Complete? N	Sample(s) to be used for laboratory QC:	Additional Sampler Signature(s):	Cooler Temperature Upon Receipt: 5C	Chain of Custody Seal Number: 105140-105132
Analysis Key: PAHs = PAHs, PCBs (sed) = PCBs (sed)	Concentration: L = Low, M = Low/Medium, H = High	Type/Designate: Composite = C, Grab = G	Custody Seal Intact? <input checked="" type="checkbox"/>	Shipment Iced? <input checked="" type="checkbox"/>



# USEPA Contract Laboratory Program Organic Traffic Report & Chain of Custody Record

Case No: 38701  
DAS No: 09CK15  
SDG No: E3MZ9

**L**

Date Shipped: 8/11/2009		Sampler Signature: <i>[Signature]</i>	
Carrier Name: FedEx		Received By: <i>[Signature]</i> (Date / Time)	
Airbill: 8638 4466 2377		8/11/09 18:00	
Shipped to: Spectrum Analytical 175 Metro Center Blvd. Warwick RI 02886 (401) 732-3400		8/12/09 8:55	
1	Relinquished By	2	
2		3	
3		4	

ORGANIC SAMPLE NO.	MATRIX/ SAMPLER	CONC/ TYPE	ANALYSIS/ TURNAROUND	PRESERVATIVE/ Bottles	TAG No/	STATION LOCATION	SAMPLE COLLECT DATE/TIME	INORGANIC SAMPLE NO.	FOR LAB USE ONLY Sample Condition On Receipt
08 E3ZW7	Soil/Sediment/ Greene, Raddeman	L/G	PAHs (21), PCBs (sed) (21)	5-235092 (Ice Only), 5-235093 (Ice Only) (2)		KK-SD020-C1-FD	12:16		OK
09 E3ZW8	Hodach, Unger Soil/Sediment/ Greene, Raddeman	L/G	PAHs (21), PCBs (sed) (21)	5-235094 (Ice Only), 5-235095 (Ice Only) (2)		KK-SD020-N	12:17		
10 E3ZW9	Hodach, Unger Soil/Sediment/ Greene, Raddeman	L/G	PAHs (21), PCBs (sed) (21)	5-235096 (Ice Only), 5-235097 (Ice Only) (2)		KK-SD021-A	9:30		
11 E3ZX0	Hodach, Unger Soil/Sediment/ Greene, Raddeman	L/G	PAHs (21), PCBs (sed) (21)	5-235098 (Ice Only), 5-235099 (Ice Only) (2)		KK-SD021-B	9:33		
12 E3ZX1	Hodach, Unger Soil/Sediment/ Greene, Raddeman	L/G	PAHs (21), PCBs (sed) (21)	5-235100 (Ice Only), 5-235101 (Ice Only) (2)		KK-SD021-C1	9:36		
13 E3ZX2	Hodach, Unger Soil/Sediment/ Greene, Raddeman	L/G	PAHs (21), PCBs (sed) (21)	5-235102 (Ice Only), 5-235103 (Ice Only) (2)		KK-SD021-C2	9:38		
14 E3ZX3	Hodach, Unger Soil/Sediment/ Greene, Raddeman	L/G	PAHs (21), PCBs (sed) (21)	5-235104 (Ice Only), 5-235105 (Ice Only) (2)		KK-SD021-N	9:40		

SDG - Final sample

Shipment for Case Complete? N	Sample(s) to be used for laboratory QC: E3MZ9	Additional Sampler Signature(s):	Cooler Temperature Upon Receipt: 5°C	Chain of Custody Seal Number: 105133-105134
Analysis Key: PAHs = PAHs, PCBs (sed) = PCBs (sed)	Concentration: L = Low, M = Low/Medium, H = High	Type/Designate: Composite = C, Grab = G	Custody Seal Intact? <input checked="" type="checkbox"/>	Shipment Iced? <input checked="" type="checkbox"/>



1D - FORM I SV-1  
SEMIVOLATILE ORGANICS ANALYSIS DATA SHEET

EPA SAMPLE NO.

E3MZ9

Lab Name: MITKEM LABORATORIES Contract: EP-W-05-030  
 Lab Code: MITKEM Case No.: 38701 Mod. Ref No.: 1760.0 SDG No.: E3MZ9  
 Matrix: (SOIL/SED/WATER) SOIL Lab Sample ID: H1531-01A  
 Sample wt/vol: 30.5 (g/mL) G Lab File ID: S4D4943.D  
 Level: (LOW/MED) LOW Extraction: (Type) SONC  
 % Moisture: 37 Decanted: (Y/N) N Date Received: 08/12/2009  
 Concentrated Extract Volume: 500 (uL) Date Extracted: 08/12/2009  
 Injection Volume: 2.0 (uL) GPC Factor: 2.00 Date Analyzed: 08/13/2009  
 GPC Cleanup: (Y/N) Y pH: 7.8 Dilution Factor: 1.0

CAS NO.	COMPOUND	CONCENTRATION UNITS:	
		UG/KG	Q
91-20-3	Naphthalene	140	J
91-57-6	2-Methylnaphthalene	53	J
208-96-8	Acenaphthylene	270	U
83-32-9	Acenaphthene	97	J

PRELIMINARY

1E - FORM I SV-2  
SEMIVOLATILE ORGANICS ANALYSIS DATA SHEET

EPA SAMPLE NO.

E3MZ9

Lab Name: MITKEM LABORATORIES Contract: EP-W-05-030  
 Lab Code: MITKEM Case No.: 38701 Mod. Ref No.: 1760.0 SDG No.: E3MZ9  
 Matrix: (SOIL/SED/WATER) SOIL Lab Sample ID: H1531-01A  
 Sample wt/vol: 30.5 (g/mL) G Lab File ID: S4D4943.D  
 Level: (LOW/MED) LOW Extraction: (Type) SONC  
 % Moisture: 37 Decanted: (Y/N) N Date Received: 08/12/2009  
 Concentrated Extract Volume: 500 (uL) Date Extracted: 08/12/2009  
 Injection Volume: 2.0 (uL) GPC Factor: 2.00 Date Analyzed: 08/13/2009  
 GPC Cleanup: (Y/N) Y pH: 7.8 Dilution Factor: 1.0

CAS NO.	COMPOUND	CONCENTRATION UNITS:	
		UG/KG	Q
86-73-7	Fluorene	130	J
85-01-8	Phenanthrene	830	
120-12-7	Anthracene	180	J
206-44-0	Fluoranthene	1100	
129-00-0	Pyrene	1000	
56-55-3	Benzo(a)anthracene	490	
218-01-9	Chrysene	670	
205-99-2	Benzo(b)fluoranthene	490	
207-08-9	Benzo(k)fluoranthene	280	
50-32-8	Benzo(a)pyrene	430	
193-39-5	Indeno(1,2,3-cd)pyrene	220	J
53-70-3	Dibenzo(a,h)anthracene	65	J
191-24-2	Benzo(g,h,i)perylene	240	J

(1) Cannot be separated from Diphenylamine

PRELIMINARY

1D - FORM I SV-1  
SEMIVOLATILE ORGANICS ANALYSIS DATA SHEET

EPA SAMPLE NO.

E3MZ9MS

Lab Name: MITKEM LABORATORIES Contract: EP-W-05-030  
 Lab Code: MITKEM Case No.: 38701 Mod. Ref No.: 1760.0 SDG No.: E3MZ9  
 Matrix: (SOIL/SED/WATER) SOIL Lab Sample ID: H1531-01AMS  
 Sample wt/vol: 30.2 (g/mL) G Lab File ID: S4D4944.D  
 Level: (LOW/MED) LOW Extraction: (Type) SONC  
 % Moisture: 37 Decanted: (Y/N) N Date Received: 08/12/2009  
 Concentrated Extract Volume: 500 (uL) Date Extracted: 08/12/2009  
 Injection Volume: 2.0 (uL) GPC Factor: 2.00 Date Analyzed: 08/13/2009  
 GPC Cleanup: (Y/N) Y pH: 7.8 Dilution Factor: 1.0

CAS NO.	COMPOUND	CONCENTRATION UNITS:	
		UG/KG	Q
91-20-3	Naphthalene	220	J
91-57-6	2-Methylnaphthalene	84	J
208-96-8	Acenaphthylene	61	J
83-32-9	Acenaphthene	1900	

PRELIMINARY

1E - FORM I SV-2  
SEMIVOLATILE ORGANICS ANALYSIS DATA SHEET

EPA SAMPLE NO.

E3MZ9MS

Lab Name: MITKEM LABORATORIES Contract: EP-W-05-030  
 Lab Code: MITKEM Case No.: 38701 Mod. Ref No.: 1760.0 SDG No.: E3MZ9  
 Matrix: (SOIL/SED/WATER) SOIL Lab Sample ID: H1531-01AMS  
 Sample wt/vol: 30.2 (g/mL) G Lab File ID: S4D4944.D  
 Level: (LOW/MED) LOW Extraction: (Type) SONC  
 % Moisture: 37 Decanted: (Y/N) N Date Received: 08/12/2009  
 Concentrated Extract Volume: 500 (uL) Date Extracted: 08/12/2009  
 Injection Volume: 2.0 (uL) GPC Factor: 2.00 Date Analyzed: 08/13/2009  
 GPC Cleanup: (Y/N) Y pH: 7.8 Dilution Factor: 1.0

CAS NO.	COMPOUND	CONCENTRATION UNITS:	
		(ug/L or ug/Kg)	UG/KG
86-73-7	Fluorene	170	J
85-01-8	Phenanthrene	1000	
120-12-7	Anthracene	210	J
206-44-0	Fluoranthene	1300	
129-00-0	Pyrene	2600	
56-55-3	Benzo (a) anthracene	660	
218-01-9	Chrysene	640	
205-99-2	Benzo (b) fluoranthene	550	
207-08-9	Benzo (k) fluoranthene	410	
50-32-8	Benzo (a) pyrene	490	
193-39-5	Indeno (1,2,3-cd) pyrene	250	J
53-70-3	Dibenzo (a, h) anthracene	75	J
191-24-2	Benzo (g, h, i) perylene	280	

(1) Cannot be separated from Diphenylamine

PRELIMINARY

1D - FORM I SV-1  
SEMIVOLATILE ORGANICS ANALYSIS DATA SHEET

EPA SAMPLE NO.

E3MZ9MSD

Lab Name: MITKEM LABORATORIES Contract: EP-W-05-030  
Lab Code: MITKEM Case No.: 38701 Mod. Ref No.: 1760.0 SDG No.: E3MZ9  
Matrix: (SOIL/SED/WATER) SOIL Lab Sample ID: H1531-01AMSD  
Sample wt/vol: 30.0 (g/mL) G Lab File ID: S4D4945.D  
Level: (LOW/MED) LOW Extraction: (Type) SONC  
% Moisture: 37 Decanted: (Y/N) N Date Received: 08/12/2009  
Concentrated Extract Volume: 500 (uL) Date Extracted: 08/12/2009  
Injection Volume: 2.0 (uL) GPC Factor: 2.00 Date Analyzed: 08/13/2009  
GPC Cleanup: (Y/N) Y pH: 7.8 Dilution Factor: 1.0

CAS NO.	COMPOUND	CONCENTRATION UNITS:	
		UG/KG	Q
91-20-3	Naphthalene	450	
91-57-6	2-Methylnaphthalene	220	J
208-96-8	Acenaphthylene	77	J
83-32-9	Acenaphthene	2000	

PRELIMINARY

1E - FORM I SV-2  
SEMIVOLATILE ORGANICS ANALYSIS DATA SHEET

EPA SAMPLE NO.

E3MZ9MSD

Lab Name: MITKEM LABORATORIES Contract: EP-W-05-030  
 Lab Code: MITKEM Case No.: 38701 Mod. Ref No.: 1760.0 SDG No.: E3MZ9  
 Matrix: (SOIL/SED/WATER) SOIL Lab Sample ID: H1531-01AMSD  
 Sample wt/vol: 30.0 (g/mL) G Lab File ID: S4D4945.D  
 Level: (LOW/MED) LOW Extraction: (Type) SONC  
 % Moisture: 37 Decanted: (Y/N) N Date Received: 08/12/2009  
 Concentrated Extract Volume: 500 (uL) Date Extracted: 08/12/2009  
 Injection Volume: 2.0 (uL) GPC Factor: 2.00 Date Analyzed: 08/13/2009  
 GPC Cleanup: (Y/N) Y pH: 7.8 Dilution Factor: 1.0

CAS NO.	COMPOUND	CONCENTRATION UNITS:	
		UG/KG	Q
86-73-7	Fluorene	340	
85-01-8	Phenanthrene	1800	
120-12-7	Anthracene	460	
206-44-0	Fluoranthene	1700	
129-00-0	Pyrene	2900	
56-55-3	Benzo (a) anthracene	870	
218-01-9	Chrysene	780	
205-99-2	Benzo (b) fluoranthene	910	
207-08-9	Benzo (k) fluoranthene	320	
50-32-8	Benzo (a) pyrene	680	
193-39-5	Indeno (1, 2, 3-cd) pyrene	330	
53-70-3	Dibenzo (a, h) anthracene	98	J
191-24-2	Benzo (g, h, i) perylene	340	

(1) Cannot be separated from Diphenylamine

PRELIMINARY

1D - FORM I SV-1  
SEMIVOLATILE ORGANICS ANALYSIS DATA SHEET

EPA SAMPLE NO.

E3N00

Lab Name: MITKEM LABORATORIES Contract: EP-W-05-030  
 Lab Code: MITKEM Case No.: 38701 Mod. Ref No.: 1760.0 SDG No.: E3MZ9  
 Matrix: (SOIL/SED/WATER) SOIL Lab Sample ID: H1531-02A  
 Sample wt/vol: 30.2 (g/mL) G Lab File ID: S2F9247.D  
 Level: (LOW/MED) LOW Extraction: (Type) SONC  
 % Moisture: 36 Decanted: (Y/N) N Date Received: 08/12/2009  
 Concentrated Extract Volume: 500 (uL) Date Extracted: 08/12/2009  
 Injection Volume: 2.0 (uL) GPC Factor: 2.00 Date Analyzed: 08/14/2009  
 GPC Cleanup: (Y/N) Y pH: 7.8 Dilution Factor: 1.0

CAS NO.	COMPOUND	CONCENTRATION UNITS:	
		(ug/L or ug/Kg)	UG/KG
91-20-3	Naphthalene	260	U
91-57-6	2-Methylnaphthalene	260	U
208-96-8	Acenaphthylene	260	U
83-32-9	Acenaphthene	260	U

PRELIMINARY

1E - FORM I SV-2  
SEMIVOLATILE ORGANICS ANALYSIS DATA SHEET

EPA SAMPLE NO.

E3N00

Lab Name: MITKEM LABORATORIES Contract: EP-W-05-030  
 Lab Code: MITKEM Case No.: 38701 Mod. Ref No.: 1760.0 SDG No.: E3MZ9  
 Matrix: (SOIL/SED/WATER) SOIL Lab Sample ID: H1531-02A  
 Sample wt/vol: 30.2 (g/mL) G Lab File ID: S2F9247.D  
 Level: (LOW/MED) LOW Extraction: (Type) SONC  
 % Moisture: 36 Decanted: (Y/N) N Date Received: 08/12/2009  
 Concentrated Extract Volume: 500 (uL) Date Extracted: 08/12/2009  
 Injection Volume: 2.0 (uL) GPC Factor: 2.00 Date Analyzed: 08/14/2009  
 GPC Cleanup: (Y/N) Y pH: 7.8 Dilution Factor: 1.0

CAS NO.	COMPOUND	CONCENTRATION UNITS:		Q
		(ug/L or ug/Kg)	UG/KG	
86-73-7	Fluorene		260	U
85-01-8	Phenanthrene		220	J
120-12-7	Anthracene		50	J
206-44-0	Fluoranthene		570	
129-00-0	Pyrene		510	
56-55-3	Benzo (a) anthracene		170	J
218-01-9	Chrysene		260	
205-99-2	Benzo (b) fluoranthene		190	J
207-08-9	Benzo (k) fluoranthene		170	J
50-32-8	Benzo (a) pyrene		210	J
193-39-5	Indeno (1,2,3-cd) pyrene		110	J
53-70-3	Dibenzo (a,h) anthracene		260	U
191-24-2	Benzo (g,h,i) perylene		160	J

(1) Cannot be separated from Diphenylamine

PRELIMINARY

SOM01.2 (6/2007)



1D - FORM I SV-1  
SEMIVOLATILE ORGANICS ANALYSIS DATA SHEET

EPA SAMPLE NO.

E3N01

Lab Name: MITKEM LABORATORIES Contract: EP-W-05-030  
 Lab Code: MITKEM Case No.: 38701 Mod. Ref No.: 1760.0 SDG No.: E3MZ9  
 Matrix: (SOIL/SED/WATER) SOIL Lab Sample ID: H1531-03A  
 Sample wt/vol: 30.2 (g/mL) G Lab File ID: S2F9248.D  
 Level: (LOW/MED) LOW Extraction: (Type) SONC  
 % Moisture: 39 Decanted: (Y/N) N Date Received: 08/12/2009  
 Concentrated Extract Volume: 500 (uL) Date Extracted: 08/12/2009  
 Injection Volume: 2.0 (uL) GPC Factor: 2.00 Date Analyzed: 08/14/2009  
 GPC Cleanup: (Y/N) Y pH: 7.8 Dilution Factor: 1.0

CAS NO.	COMPOUND	CONCENTRATION UNITS:	
		UG/KG	Q
91-20-3	Naphthalene	280	U
91-57-6	2-Methylnaphthalene	280	U
208-96-8	Acenaphthylene	280	U
83-32-9	Acenaphthene	280	U

PRELIMINARY

1E - FORM I SV-2  
SEMIVOLATILE ORGANICS ANALYSIS DATA SHEET

EPA SAMPLE NO.

E3N01

Lab Name: MITKEM LABORATORIES Contract: EP-W-05-030  
 Lab Code: MITKEM Case No.: 38701 Mod. Ref No.: 1760.0 SDG No.: E3MZ9  
 Matrix: (SOIL/SED/WATER) SOIL Lab Sample ID: H1531-03A  
 Sample wt/vol: 30.2 (g/mL) G Lab File ID: S2F9248.D  
 Level: (LOW/MED) LOW Extraction: (Type) SONC  
 % Moisture: 39 Decanted: (Y/N) N Date Received: 08/12/2009  
 Concentrated Extract Volume: 500 (uL) Date Extracted: 08/12/2009  
 Injection Volume: 2.0 (uL) GPC Factor: 2.00 Date Analyzed: 08/14/2009  
 GPC Cleanup: (Y/N) Y pH: 7.8 Dilution Factor: 1.0

CAS NO.	COMPOUND	CONCENTRATION UNITS:	
		(ug/L or ug/Kg)	UG/KG
86-73-7	Fluorene	280	U
85-01-8	Phenanthrene	220	J
120-12-7	Anthracene	280	U
206-44-0	Fluoranthene	450	
129-00-0	Pyrene	440	
56-55-3	Benzo (a) anthracene	150	J
218-01-9	Chrysene	230	J
205-99-2	Benzo (b) fluoranthene	230	J
207-08-9	Benzo (k) fluoranthene	80	J
50-32-8	Benzo (a) pyrene	180	J
193-39-5	Indeno (1,2,3-cd) pyrene	98	J
53-70-3	Dibenzo (a, h) anthracene	280	U
191-24-2	Benzo (g, h, i) perylene	110	J

(1) Cannot be separated from Diphenylamine

PRELIMINARY

SOM01.2 (6/2007)

1D - FORM I SV-1  
SEMIVOLATILE ORGANICS ANALYSIS DATA SHEET

EPA SAMPLE NO.

E3N02

Lab Name: MITKEM LABORATORIES Contract: EP-W-05-030  
 Lab Code: MITKEM Case No.: 38701 Mod. Ref No.: 1760.0 SDG No.: E3MZ9  
 Matrix: (SOIL/SED/WATER) SOIL Lab Sample ID: H1531-04A  
 Sample wt/vol: 30.3 (g/mL) G Lab File ID: S2F9249.D  
 Level: (LOW/MED) LOW Extraction: (Type) SONC  
 % Moisture: 12 Decanted: (Y/N) N Date Received: 08/12/2009  
 Concentrated Extract Volume: 500 (uL) Date Extracted: 08/12/2009  
 Injection Volume: 2.0 (uL) GPC Factor: 2.00 Date Analyzed: 08/14/2009  
 GPC Cleanup: (Y/N) Y pH: 8.0 Dilution Factor: 1.0

CAS NO.	COMPOUND	CONCENTRATION UNITS:	
		UG/KG (ug/L or ug/Kg)	Q
91-20-3	Naphthalene	190	U
91-57-6	2-Methylnaphthalene	190	U
208-96-8	Acenaphthylene	190	U
83-32-9	Acenaphthene	190	U

PRELIMINARY

1E - FORM I SV-2  
SEMIVOLATILE ORGANICS ANALYSIS DATA SHEET

EPA SAMPLE NO.

E3N02

Lab Name: MITKEM LABORATORIES Contract: EP-W-05-030  
 Lab Code: MITKEM Case No.: 38701 Mod. Ref No.: 1760.0 SDG No.: E3MZ9  
 Matrix: (SOIL/SED/WATER) SOIL Lab Sample ID: H1531-04A  
 Sample wt/vol: 30.3 (g/mL) G Lab File ID: S2F9249.D  
 Level: (LOW/MED) LOW Extraction: (Type) SONC  
 % Moisture: 12 Decanted: (Y/N) N Date Received: 08/12/2009  
 Concentrated Extract Volume: 500 (uL) Date Extracted: 08/12/2009  
 Injection Volume: 2.0 (uL) GPC Factor: 2.00 Date Analyzed: 08/14/2009  
 GPC Cleanup: (Y/N) Y pH: 8.0 Dilution Factor: 1.0

CAS NO.	COMPOUND	CONCENTRATION UNITS:	
		UG/KG	Q
86-73-7	Fluorene	190	U
85-01-8	Phenanthrene	190	U
120-12-7	Anthracene	190	U
206-44-0	Fluoranthene	190	U
129-00-0	Pyrene	190	U
56-55-3	Benzo (a) anthracene	190	U
218-01-9	Chrysene	190	U
205-99-2	Benzo (b) fluoranthene	190	U
207-08-9	Benzo (k) fluoranthene	190	U
50-32-8	Benzo (a) pyrene	190	U
193-39-5	Indeno (1,2,3-cd) pyrene	190	U
53-70-3	Dibenzo (a,h) anthracene	190	U
191-24-2	Benzo (g,h,i) perylene	190	U

(1) Cannot be separated from Diphenylamine

PRELIMINARY

1D - FORM I SV-1  
SEMIVOLATILE ORGANICS ANALYSIS DATA SHEET

EPA SAMPLE NO.

E3ZT7

Lab Name: MITKEM LABORATORIES Contract: EP-W-05-030  
 Lab Code: MITKEM Case No.: 38701 Mod. Ref No.: 1760.0 SDG No.: E3M29  
 Matrix: (SOIL/SED/WATER) SOIL Lab Sample ID: H1531-15A  
 Sample wt/vol: 30.1 (g/mL) G Lab File ID: S2F9256.D  
 Level: (LOW/MED) LOW Extraction: (Type) SONC  
 % Moisture: 37 Decanted: (Y/N) N Date Received: 08/12/2009  
 Concentrated Extract Volume: 500 (uL) Date Extracted: 08/12/2009  
 Injection Volume: 2.0 (uL) GPC Factor: 2.00 Date Analyzed: 08/14/2009  
 GPC Cleanup: (Y/N) Y pH: 7.6 Dilution Factor: 1.0

CAS NO.	COMPOUND	CONCENTRATION UNITS:	
		UG/KG	Q
91-20-3	Naphthalene	180	J
91-57-6	2-Methylnaphthalene	400	
208-96-8	Acenaphthylene	190	J
83-32-9	Acenaphthene	1200	

PRELIMINARY

1E - FORM I SV-2  
SEMIVOLATILE ORGANICS ANALYSIS DATA SHEET

EPA SAMPLE NO.

E3ZT7

Lab Name: MITKEM LABORATORIES Contract: EP-W-05-030  
 Lab Code: MITKEM Case No.: 38701 Mod. Ref No.: 1760.0 SDG No.: E3MZ9  
 Matrix: (SOIL/SED/WATER) SOIL Lab Sample ID: H1531-15A  
 Sample wt/vol: 30.1 (g/mL) G Lab File ID: S2F9256.D  
 Level: (LOW/MED) LOW Extraction: (Type) SONC  
 % Moisture: 37 Decanted: (Y/N) N Date Received: 08/12/2009  
 Concentrated Extract Volume: 500 (uL) Date Extracted: 08/12/2009  
 Injection Volume: 2.0 (uL) GPC Factor: 2.00 Date Analyzed: 08/14/2009  
 GPC Cleanup: (Y/N) Y pH: 7.6 Dilution Factor: 1.0

CAS NO.	COMPOUND	CONCENTRATION UNITS: (ug/L or ug/Kg)	UG/KG	Q
86-73-7	Fluorene		1600	
85-01-8	Phenanthrene		12000	E
120-12-7	Anthracene		2100	
206-44-0	Fluoranthene		17000	E
129-00-0	Pyrene		17000	E
56-55-3	Benzo (a) anthracene		6900	E
218-01-9	Chrysene		7900	E
205-99-2	Benzo (b) fluoranthene		9000	E
207-08-9	Benzo (k) fluoranthene		2400	
50-32-8	Benzo (a) pyrene		5300	E
193-39-5	Indeno (1,2,3-cd) pyrene		3100	
53-70-3	Dibenzo (a,h) anthracene		950	
191-24-2	Benzo (g,h,i) perylene		3500	

(1) Cannot be separated from Diphenylamine

PRELIMINARY

SOM01.2 (6/2007)

1D - FORM I SV-1  
SEMIVOLATILE ORGANICS ANALYSIS DATA SHEET

EPA SAMPLE NO.

E3ZT7DL

Lab Name: MITKEM LABORATORIES Contract: EP-W-05-030  
 Lab Code: MITKEM Case No.: 38701 Mod. Ref No.: 1760.0 SDG No.: E3MZ9  
 Matrix: (SOIL/SED/WATER) SOIL Lab Sample ID: H1531-15ADL  
 Sample wt/vol: 30.1 (g/mL) G Lab File ID: S2F9267.D  
 Level: (LOW/MED) LOW Extraction: (Type) SONC  
 % Moisture: 37 Decanted: (Y/N) N Date Received: 08/12/2009  
 Concentrated Extract Volume: 500 (uL) Date Extracted: 08/12/2009  
 Injection Volume: 2.0 (uL) GPC Factor: 2.00 Date Analyzed: 08/15/2009  
 GPC Cleanup: (Y/N) Y pH: 7.6 Dilution Factor: 10.0

CAS NO.	COMPOUND	CONCENTRATION UNITS: UG/KG	
		(ug/L or ug/Kg)	Q
91-20-3	Naphthalene	2700	U
91-57-6	2-Methylnaphthalene	2700	U
208-96-8	Acenaphthylene	2700	U
83-32-9	Acenaphthene	1300	DJ

PRELIMINARY

1E - FORM I SV-2  
SEMIVOLATILE ORGANICS ANALYSIS DATA SHEET

EPA SAMPLE NO.

E3ZT7DL

Lab Name: MITKEM LABORATORIES Contract: EP-W-05-030  
 Lab Code: MITKEM Case No.: 38701 Mod. Ref No.: 1760.0 SDG No.: E3MZ9  
 Matrix: (SOIL/SED/WATER) SOIL Lab Sample ID: H1531-15ADL  
 Sample wt/vol: 30.1 (g/mL) G Lab File ID: S2F9267.D  
 Level: (LOW/MED) LOW Extraction: (Type) SONC  
 % Moisture: 37 Decanted: (Y/N) N Date Received: 08/12/2009  
 Concentrated Extract Volume: 500 (uL) Date Extracted: 08/12/2009  
 Injection Volume: 2.0 (uL) GPC Factor: 2.00 Date Analyzed: 08/15/2009  
 GPC Cleanup: (Y/N) Y pH: 7.6 Dilution Factor: 10.0

CAS NO.	COMPOUND	CONCENTRATION UNITS: (ug/L or ug/Kg)	UG/KG	Q
86-73-7	Fluorene		1700	DJ
85-01-8	Phenanthrene		14000	D
120-12-7	Anthracene		2500	DJ
206-44-0	Fluoranthene		16000	D
129-00-0	Pyrene		19000	D
56-55-3	Benzo (a) anthracene		7400	D
218-01-9	Chrysene		8200	D
205-99-2	Benzo (b) fluoranthene		9500	D
207-08-9	Benzo (k) fluoranthene		5800	D
50-32-8	Benzo (a) pyrene		5500	D
193-39-5	Indeno (1,2,3-cd) pyrene		3700	D
53-70-3	Dibenzo (a,h) anthracene		1200	DJ
191-24-2	Benzo (g,h,i) perylene		4000	D

(1) Cannot be separated from Diphenylamine

PRELIMINARY



1D - FORM I SV-1  
SEMIVOLATILE ORGANICS ANALYSIS DATA SHEET

EPA SAMPLE NO.

E3ZT8

Lab Name: MITKEM LABORATORIES Contract: EP-W-05-030  
Lab Code: MITKEM Case No.: 38701 Mod. Ref No.: 1760.0 SDG No.: E3MZ9  
Matrix: (SOIL/SED/WATER) SOIL Lab Sample ID: H1531-16A  
Sample wt/vol: 30.5 (g/mL) G Lab File ID: S2F9257.D  
Level: (LOW/MED) LOW Extraction: (Type) SONC  
% Moisture: 27 Decanted: (Y/N) N Date Received: 08/12/2009  
Concentrated Extract Volume: 500 (uL) Date Extracted: 08/12/2009  
Injection Volume: 2.0 (uL) GPC Factor: 2.00 Date Analyzed: 08/14/2009  
GPC Cleanup: (Y/N) Y pH: 7.6 Dilution Factor: 1.0

CAS NO.	COMPOUND	CONCENTRATION UNITS:	
		UG/KG	Q
91-20-3	Naphthalene	95	J
91-57-6	2-Methylnaphthalene	99	J
208-96-8	Acenaphthylene	100	J
83-32-9	Acenaphthene	250	

PRELIMINARY

1E - FORM I SV-2  
SEMIVOLATILE ORGANICS ANALYSIS DATA SHEET

EPA SAMPLE NO.

E3ZT8

Lab Name: MITKEM LABORATORIES Contract: EP-W-05-030  
 Lab Code: MITKEM Case No.: 38701 Mod. Ref No.: 1760.0 SDG No.: E3MZ9  
 Matrix: (SOIL/SED/WATER) SOIL Lab Sample ID: H1531-16A  
 Sample wt/vol: 30.5 (g/mL) G Lab File ID: S2F9257.D  
 Level: (LOW/MED) LOW Extraction: (Type) SONC  
 % Moisture: 27 Decanted: (Y/N) N Date Received: 08/12/2009  
 Concentrated Extract Volume: 500 (uL) Date Extracted: 08/12/2009  
 Injection Volume: 2.0 (uL) GPC Factor: 2.00 Date Analyzed: 08/14/2009  
 GPC Cleanup: (Y/N) Y pH: 7.6 Dilution Factor: 1.0

CAS NO.	COMPOUND	CONCENTRATION UNITS:		Q
		(ug/L or ug/Kg)	UG/KG	
86-73-7	Fluorene		360	
85-01-8	Phenanthrene		3800	E
120-12-7	Anthracene		890	
206-44-0	Fluoranthene		4200	E
129-00-0	Pyrene		4800	E
56-55-3	Benzo(a)anthracene		1700	
218-01-9	Chrysene		2000	
205-99-2	Benzo(b)fluoranthene		1500	
207-08-9	Benzo(k)fluoranthene		1200	
50-32-8	Benzo(a)pyrene		1300	
193-39-5	Indeno(1,2,3-cd)pyrene		810	
53-70-3	Dibenzo(a,h)anthracene		240	
191-24-2	Benzo(g,h,i)perylene		920	

(1) Cannot be separated from Diphenylamine

PRELIMINARY

1D - FORM I SV-1  
SEMIVOLATILE ORGANICS ANALYSIS DATA SHEET

EPA SAMPLE NO.

E3ZT8DL

Lab Name: MITKEM LABORATORIES Contract: EP-W-05-030  
 Lab Code: MITKEM Case No.: 38701 Mod. Ref No.: 1760.0 SDG No.: E3MZ9  
 Matrix: (SOIL/SED/WATER) SOIL Lab Sample ID: H1531-16ADL  
 Sample wt/vol: 30.5 (g/mL) G Lab File ID: S2F9268.D  
 Level: (LOW/MED) LOW Extraction: (Type) SONC  
 % Moisture: 27 Decanted: (Y/N) N Date Received: 08/12/2009  
 Concentrated Extract Volume: 500 (uL) Date Extracted: 08/12/2009  
 Injection Volume: 2.0 (uL) GPC Factor: 2.00 Date Analyzed: 08/15/2009  
 GPC Cleanup: (Y/N) Y pH: 7.6 Dilution Factor: 4.0

CAS NO.	COMPOUND	CONCENTRATION UNITS:	
		UG/KG (ug/L or ug/Kg)	Q
91-20-3	Naphthalene	920	U
91-57-6	2-Methylnaphthalene	920	U
208-96-8	Acenaphthylene	920	U
83-32-9	Acenaphthene	300	DJ

PRELIMINARY

1E - FORM I SV-2  
SEMIVOLATILE ORGANICS ANALYSIS DATA SHEET

EPA SAMPLE NO.

E3ZT8DL

Lab Name: MITKEM LABORATORIES Contract: EP-W-05-030  
 Lab Code: MITKEM Case No.: 38701 Mod. Ref No.: 1760.0 SDG No.: E3M29  
 Matrix: (SOIL/SED/WATER) SOIL Lab Sample ID: H1531-16ADL  
 Sample wt/vol: 30.5 (g/mL) G Lab File ID: S2F9268.D  
 Level: (LOW/MED) LOW Extraction: (Type) SONC  
 % Moisture: 27 Decanted: (Y/N) N Date Received: 08/12/2009  
 Concentrated Extract Volume: 500 (uL) Date Extracted: 08/12/2009  
 Injection Volume: 2.0 (uL) GPC Factor: 2.00 Date Analyzed: 08/15/2009  
 GPC Cleanup: (Y/N) Y pH: 7.6 Dilution Factor: 4.0

CAS NO.	COMPOUND	CONCENTRATION UNITS: (ug/L or ug/Kg)	UG/KG	Q
86-73-7	Fluorene		430	DJ
85-01-8	Phenanthrene		3400	D
120-12-7	Anthracene		930	D
206-44-0	Fluoranthene		4000	D
129-00-0	Pyrene		4700	D
56-55-3	Benzo (a) anthracene		1600	D
218-01-9	Chrysene		2100	D
205-99-2	Benzo (b) fluoranthene		1800	D
207-08-9	Benzo (k) fluoranthene		920	DJ
50-32-8	Benzo (a) pyrene		1400	D
193-39-5	Indeno (1,2,3-cd) pyrene		820	DJ
53-70-3	Dibenzo (a,h) anthracene		240	DJ
191-24-2	Benzo (g,h,i) perylene		960	D

(1) Cannot be separated from Diphenylamine

PRELIMINARY

SOM01.2 (6/2007)

1D - FORM I SV-1  
SEMIVOLATILE ORGANICS ANALYSIS DATA SHEET

EPA SAMPLE NO.

E3ZT9

Lab Name: MITKEM LABORATORIES Contract: EP-W-05-030  
 Lab Code: MITKEM Case No.: 38701 Mod. Ref No.: 1760.0 SDG No.: E3MZ9  
 Matrix: (SOIL/SED/WATER) SOIL Lab Sample ID: H1531-17A  
 Sample wt/vol: 30.3 (g/mL) G Lab File ID: S2F9258.D  
 Level: (LOW/MED) LOW Extraction: (Type) SONC  
 % Moisture: 18 Decanted: (Y/N) N Date Received: 08/12/2009  
 Concentrated Extract Volume: 500 (uL) Date Extracted: 08/12/2009  
 Injection Volume: 2.0 (uL) GPC Factor: 2.00 Date Analyzed: 08/14/2009  
 GPC Cleanup: (Y/N) Y pH: 7.8 Dilution Factor: 1.0

CAS NO.	COMPOUND	CONCENTRATION UNITS:	
		UG/KG (ug/L or ug/Kg)	Q
91-20-3	Naphthalene	210	U
91-57-6	2-Methylnaphthalene	210	U
208-96-8	Acenaphthylene	210	U
83-32-9	Acenaphthene	210	U

PRELIMINARY

1E - FORM I SV-2  
SEMIVOLATILE ORGANICS ANALYSIS DATA SHEET

EPA SAMPLE NO.

E3ZT9

Lab Name: MITKEM LABORATORIES Contract: EP-W-05-030  
 Lab Code: MITKEM Case No.: 38701 Mod. Ref No.: 1760.0 SDG No.: E3MZ9  
 Matrix: (SOIL/SED/WATER) SOIL Lab Sample ID: H1531-17A  
 Sample wt/vol: 30.3 (g/mL) G Lab File ID: S2F9258.D  
 Level: (LOW/MED) LOW Extraction: (Type) SONC  
 % Moisture: 18 Decanted: (Y/N) N Date Received: 08/12/2009  
 Concentrated Extract Volume: 500 (uL) Date Extracted: 08/12/2009  
 Injection Volume: 2.0 (uL) GPC Factor: 2.00 Date Analyzed: 08/14/2009  
 GPC Cleanup: (Y/N) Y pH: 7.8 Dilution Factor: 1.0

CAS NO.	COMPOUND	CONCENTRATION UNITS:	
		UG/KG	Q
86-73-7	Fluorene	210	U
85-01-8	Phenanthrene	210	U
120-12-7	Anthracene	210	U
206-44-0	Fluoranthene	210	U
129-00-0	Pyrene	210	U
56-55-3	Benzo (a) anthracene	210	U
218-01-9	Chrysene	210	U
205-99-2	Benzo (b) fluoranthene	210	U
207-08-9	Benzo (k) fluoranthene	210	U
50-32-8	Benzo (a) pyrene	210	U
193-39-5	Indeno (1, 2, 3-cd) pyrene	210	U
53-70-3	Dibenzo (a, h) anthracene	210	U
191-24-2	Benzo (g, h, i) perylene	210	U

(1) Cannot be separated from Diphenylamine

PRELIMINARY

1D - FORM I SV-1  
SEMIVOLATILE ORGANICS ANALYSIS DATA SHEET

EPA SAMPLE NO.

E3ZW0

Lab Name: MITKEM LABORATORIES Contract: EP-W-05-030  
 Lab Code: MITKEM Case No.: 38701 Mod. Ref No.: 1760.0 SDG No.: E3MZ9  
 Matrix: (SOIL/SED/WATER) SOIL Lab Sample ID: H1531-18A  
 Sample wt/vol: 30.3 (g/mL) G Lab File ID: S2F9259.D  
 Level: (LOW/MED) LOW Extraction: (Type) SONC  
 % Moisture: 32 Decanted: (Y/N) N Date Received: 08/12/2009  
 Concentrated Extract Volume: 500 (uL) Date Extracted: 08/12/2009  
 Injection Volume: 2.0 (uL) GPC Factor: 2.00 Date Analyzed: 08/14/2009  
 GPC Cleanup: (Y/N) Y pH: 7.5 Dilution Factor: 1.0

CAS NO.	COMPOUND	CONCENTRATION UNITS: (ug/L or ug/Kg)	UG/KG	Q
91-20-3	Naphthalene		490	
91-57-6	2-Methylnaphthalene		1000	
208-96-8	Acenaphthylene		450	
83-32-9	Acenaphthene		1200	

PRELIMINARY

1E - FORM I SV-2  
SEMIVOLATILE ORGANICS ANALYSIS DATA SHEET

EPA SAMPLE NO.

E3ZW0

Lab Name: MITKEM LABORATORIES Contract: EP-W-05-030  
 Lab Code: MITKEM Case No.: 38701 Mod. Ref No.: 1760.0 SDG No.: E3MZ9  
 Matrix: (SOIL/SED/WATER) SOIL Lab Sample ID: H1531-18A  
 Sample wt/vol: 30.3 (g/mL) G Lab File ID: S2F9259.D  
 Level: (LOW/MED) LOW Extraction: (Type) SONC  
 % Moisture: 32 Decanted: (Y/N) N Date Received: 08/12/2009  
 Concentrated Extract Volume: 500 (uL) Date Extracted: 08/12/2009  
 Injection Volume: 2.0 (uL) GPC Factor: 2.00 Date Analyzed: 08/14/2009  
 GPC Cleanup: (Y/N) Y pH: 7.5 Dilution Factor: 1.0

CAS NO.	COMPOUND	CONCENTRATION UNITS:	
		UG/KG	Q
86-73-7	Fluorene	1600	
85-01-8	Phenanthrene	12000	E
120-12-7	Anthracene	2400	
206-44-0	Fluoranthene	9900	E
129-00-0	Pyrene	12000	E
56-55-3	Benzo (a) anthracene	4500	E
218-01-9	Chrysene	5300	E
205-99-2	Benzo (b) fluoranthene	4900	E
207-08-9	Benzo (k) fluoranthene	1500	
50-32-8	Benzo (a) pyrene	3500	
193-39-5	Indeno (1,2,3-cd) pyrene	1900	
53-70-3	Dibenzo (a,h) anthracene	560	
191-24-2	Benzo (g,h,i) perylene	2300	

(1) Cannot be separated from Diphenylamine

PRELIMINARY



1D - FORM I SV-1  
SEMIVOLATILE ORGANICS ANALYSIS DATA SHEET

EPA SAMPLE NO.

E3ZW0DL

Lab Name: MITKEM LABORATORIES Contract: EP-W-05-030  
 Lab Code: MITKEM Case No.: 38701 Mod. Ref No.: 1760.0 SDG No.: E3MZ9  
 Matrix: (SOIL/SED/WATER) SOIL Lab Sample ID: H1531-18ADL  
 Sample wt/vol: 30.3 (g/mL) G Lab File ID: S2F9269.D  
 Level: (LOW/MED) LOW Extraction: (Type) SONC  
 % Moisture: 32 Decanted: (Y/N) N Date Received: 08/12/2009  
 Concentrated Extract Volume: 500 (uL) Date Extracted: 08/12/2009  
 Injection Volume: 2.0 (uL) GPC Factor: 2.00 Date Analyzed: 08/15/2009  
 GPC Cleanup: (Y/N) Y pH: 7.5 Dilution Factor: 5.0

CAS NO.	COMPOUND	CONCENTRATION UNITS:	
		UG/KG	Q
91-20-3	Naphthalene	450	DJ
91-57-6	2-Methylnaphthalene	1000	DJ
208-96-8	Acenaphthylene	470	DJ
83-32-9	Acenaphthene	1200	D

**PRELIMINARY**

1E - FORM I SV-2  
SEMIVOLATILE ORGANICS ANALYSIS DATA SHEET

EPA SAMPLE NO.

E3ZW0DL

Lab Name: MITKEM LABORATORIES Contract: EP-W-05-030  
 Lab Code: MITKEM Case No.: 38701 Mod. Ref No.: 1760.0 SDG No.: E3MZ9  
 Matrix: (SOIL/SED/WATER) SOIL Lab Sample ID: H1531-18ADL  
 Sample wt/vol: 30.3 (g/mL) G Lab File ID: S2F9269.D  
 Level: (LOW/MED) LOW Extraction: (Type) SONC  
 % Moisture: 32 Decanted: (Y/N) N Date Received: 08/12/2009  
 Concentrated Extract Volume: 500 (uL) Date Extracted: 08/12/2009  
 Injection Volume: 2.0 (uL) GPC Factor: 2.00 Date Analyzed: 08/15/2009  
 GPC Cleanup: (Y/N) Y pH: 7.5 Dilution Factor: 5.0

CAS NO.	COMPOUND	CONCENTRATION UNITS:	
		UG/KG	Q
86-73-7	Fluorene	1800	D
85-01-8	Phenanthrene	10000	D
120-12-7	Anthracene	2100	D
206-44-0	Fluoranthene	9600	D
129-00-0	Pyrene	14000	D
56-55-3	Benzo (a) anthracene	4600	D
218-01-9	Chrysene	5300	D
205-99-2	Benzo (b) fluoranthene	4600	D
207-08-9	Benzo (k) fluoranthene	1500	D
50-32-8	Benzo (a) pyrene	3300	D
193-39-5	Indeno (1,2,3-cd) pyrene	1900	D
53-70-3	Dibenzo (a,h) anthracene	590	DJ
191-24-2	Benzo (g,h,i) perylene	2300	D

(1) Cannot be separated from Diphenylamine

PRELIMINARY

1D - FORM I SV-1  
SEMIVOLATILE ORGANICS ANALYSIS DATA SHEET

EPA SAMPLE NO.

E3ZW1

Lab Name: MITKEM LABORATORIES Contract: EP-W-05-030  
 Lab Code: MITKEM Case No.: 38701 Mod. Ref No.: 1760.0 SDG No.: E3MZ9  
 Matrix: (SOIL/SED/WATER) SOIL Lab Sample ID: H1531-19A  
 Sample wt/vol: 30.3 (g/mL) G Lab File ID: S2F9260.D  
 Level: (LOW/MED) LOW Extraction: (Type) SONC  
 % Moisture: 29 Decanted: (Y/N) N Date Received: 08/12/2009  
 Concentrated Extract Volume: 500 (uL) Date Extracted: 08/12/2009  
 Injection Volume: 2.0 (uL) GPC Factor: 2.00 Date Analyzed: 08/14/2009  
 GPC Cleanup: (Y/N) Y pH: 7.3 Dilution Factor: 1.0

CAS NO.	COMPOUND	CONCENTRATION UNITS:	
		UG/KG	Q
91-20-3	Naphthalene	220	J
91-57-6	2-Methylnaphthalene	200	J
208-96-8	Acenaphthylene	76	J
83-32-9	Acenaphthene	230	J

PRELIMINARY

1E - FORM I SV-2  
SEMIVOLATILE ORGANICS ANALYSIS DATA SHEET

EPA SAMPLE NO.

E3ZW1

Lab Name: MITKEM LABORATORIES Contract: EP-W-05-030  
 Lab Code: MITKEM Case No.: 38701 Mod. Ref No.: 1760.0 SDG No.: E3MZ9  
 Matrix: (SOIL/SED/WATER) SOIL Lab Sample ID: H1531-19A  
 Sample wt/vol: 30.3 (g/mL) G Lab File ID: S2F9260.D  
 Level: (LOW/MED) LOW Extraction: (Type) SONC  
 % Moisture: 29 Decanted: (Y/N) N Date Received: 08/12/2009  
 Concentrated Extract Volume: 500 (uL) Date Extracted: 08/12/2009  
 Injection Volume: 2.0 (uL) GPC Factor: 2.00 Date Analyzed: 08/14/2009  
 GPC Cleanup: (Y/N) Y pH: 7.3 Dilution Factor: 1.0

CAS NO.	COMPOUND	CONCENTRATION UNITS:	
		UG/KG	Q
86-73-7	Fluorene	260	
85-01-8	Phenanthrene	1900	
120-12-7	Anthracene	350	
206-44-0	Fluoranthene	1800	
129-00-0	Pyrene	2100	
56-55-3	Benzo (a) anthracene	830	
218-01-9	Chrysene	890	
205-99-2	Benzo (b) fluoranthene	720	
207-08-9	Benzo (k) fluoranthene	580	
50-32-8	Benzo (a) pyrene	660	
193-39-5	Indeno (1,2,3-cd) pyrene	400	
53-70-3	Dibenzo (a,h) anthracene	120	J
191-24-2	Benzo (g,h,i) perylene	500	

(1) Cannot be separated from Diphenylamine

PRELIMINARY

SOM01.2 (6/2007)

1D - FORM I SV-1  
SEMIVOLATILE ORGANICS ANALYSIS DATA SHEET

EPA SAMPLE NO.

E3ZW2

Lab Name: MITKEM LABORATORIES Contract: EP-W-05-030  
 Lab Code: MITKEM Case No.: 38701 Mod. Ref No.: 1760.0 SDG No.: E3MZ9  
 Matrix: (SOIL/SED/WATER) SOIL Lab Sample ID: H1531-20A  
 Sample wt/vol: 30.0 (g/mL) G Lab File ID: S2F9261.D  
 Level: (LOW/MED) LOW Extraction: (Type) SONC  
 % Moisture: 20 Decanted: (Y/N) N Date Received: 08/12/2009  
 Concentrated Extract Volume: 500 (uL) Date Extracted: 08/12/2009  
 Injection Volume: 2.0 (uL) GPC Factor: 2.00 Date Analyzed: 08/14/2009  
 GPC Cleanup: (Y/N) Y pH: 7.6 Dilution Factor: 1.0

CAS NO.	COMPOUND	CONCENTRATION UNITS:	
		UG/KG	Q
91-20-3	Naphthalene	90	J
91-57-6	2-Methylnaphthalene	43	J
208-96-8	Acenaphthylene	210	U
83-32-9	Acenaphthene	48	J

PRELIMINARY

1E - FORM I SV-2  
SEMIVOLATILE ORGANICS ANALYSIS DATA SHEET

EPA SAMPLE NO.

E3ZW2

Lab Name: MITKEM LABORATORIES Contract: EP-W-05-030  
 Lab Code: MITKEM Case No.: 38701 Mod. Ref No.: 1760.0 SDG No.: E3MZ9  
 Matrix: (SOIL/SED/WATER) SOIL Lab Sample ID: H1531-20A  
 Sample wt/vol: 30.0 (g/mL) G Lab File ID: S2F9261.D  
 Level: (LOW/MED) LOW Extraction: (Type) SONC  
 % Moisture: 20 Decanted: (Y/N) N Date Received: 08/12/2009  
 Concentrated Extract Volume: 500 (uL) Date Extracted: 08/12/2009  
 Injection Volume: 2.0 (uL) GPC Factor: 2.00 Date Analyzed: 08/14/2009  
 GPC Cleanup: (Y/N) Y pH: 7.6 Dilution Factor: 1.0

CAS NO.	COMPOUND	CONCENTRATION UNITS:	
		(ug/L or ug/Kg)	UG/KG
86-73-7	Fluorene	66	J
85-01-8	Phenanthrene	390	
120-12-7	Anthracene	76	J
206-44-0	Fluoranthene	450	
129-00-0	Pyrene	590	
56-55-3	Benzo (a) anthracene	230	
218-01-9	Chrysene	250	
205-99-2	Benzo (b) fluoranthene	200	J
207-08-9	Benzo (k) fluoranthene	160	J
50-32-8	Benzo (a) pyrene	190	J
193-39-5	Indeno (1,2,3-cd) pyrene	120	J
53-70-3	Dibenzo (a,h) anthracene	210	U
191-24-2	Benzo (g,h,i) perylene	140	J

(1) Cannot be separated from Diphenylamine

PRELIMINARY

1D - FORM I SV-1  
SEMIVOLATILE ORGANICS ANALYSIS DATA SHEET

EPA SAMPLE NO.

E3ZW4

Lab Name: MITKEM LABORATORIES Contract: EP-W-05-030  
 Lab Code: MITKEM Case No.: 38701 Mod. Ref No.: 1760.0 SDG No.: E3MZ9  
 Matrix: (SOIL/SED/WATER) SOIL Lab Sample ID: H1531-05A  
 Sample wt/vol: 30.5 (g/mL) G Lab File ID: S2F9250.D  
 Level: (LOW/MED) LOW Extraction: (Type) SONC  
 % Moisture: 45 Decanted: (Y/N) N Date Received: 08/12/2009  
 Concentrated Extract Volume: 500 (uL) Date Extracted: 08/12/2009  
 Injection Volume: 2.0 (uL) GPC Factor: 2.00 Date Analyzed: 08/14/2009  
 GPC Cleanup: (Y/N) Y pH: 7.1 Dilution Factor: 1.0

CAS NO.	COMPOUND	CONCENTRATION UNITS:	
		(ug/L or ug/Kg)	UG/KG
91-20-3	Naphthalene	300	U
91-57-6	2-Methylnaphthalene	95	J
208-96-8	Acenaphthylene	67	J
83-32-9	Acenaphthene	270	J

PRELIMINARY

1E - FORM I SV-2  
SEMIVOLATILE ORGANICS ANALYSIS DATA SHEET

EPA SAMPLE NO.

E3ZW4

Lab Name: MITKEM LABORATORIES Contract: EP-W-05-030  
 Lab Code: MITKEM Case No.: 38701 Mod. Ref No.: 1760.0 SDG No.: E3MZ9  
 Matrix: (SOIL/SED/WATER) SOIL Lab Sample ID: H1531-05A  
 Sample wt/vol: 30.5 (g/mL) G Lab File ID: S2F9250.D  
 Level: (LOW/MED) LOW Extraction: (Type) SONC  
 % Moisture: 45 Decanted: (Y/N) N Date Received: 08/12/2009  
 Concentrated Extract Volume: 500 (uL) Date Extracted: 08/12/2009  
 Injection Volume: 2.0 (uL) GPC Factor: 2.00 Date Analyzed: 08/14/2009  
 GPC Cleanup: (Y/N) Y pH: 7.1 Dilution Factor: 1.0

CAS NO.	COMPOUND	CONCENTRATION UNITS:	
		UG/KG	Q
86-73-7	Fluorene	350	
85-01-8	Phenanthrene	3400	
120-12-7	Anthracene	560	
206-44-0	Fluoranthene	5900	E
129-00-0	Pyrene	7400	E
56-55-3	Benzo (a) anthracene	2300	
218-01-9	Chrysene	3600	
205-99-2	Benzo (b) fluoranthene	3200	
207-08-9	Benzo (k) fluoranthene	2100	
50-32-8	Benzo (a) pyrene	2400	
193-39-5	Indeno (1, 2, 3-cd) pyrene	1400	
53-70-3	Dibenzo (a, h) anthracene	390	
191-24-2	Benzo (g, h, i) perylene	1700	

(1) Cannot be separated from Diphenylamine

PRELIMINARY



1D - FORM I SV-1  
SEMIVOLATILE ORGANICS ANALYSIS DATA SHEET

EPA SAMPLE NO.

E3ZW4DL

Lab Name: MITKEM LABORATORIES Contract: EP-W-05-030  
 Lab Code: MITKEM Case No.: 38701 Mod. Ref No.: 1760.0 SDG No.: E3MZ9  
 Matrix: (SOIL/SED/WATER) SOIL Lab Sample ID: H1531-05ADL  
 Sample wt/vol: 30.5 (g/mL) G Lab File ID: S2F9264.D  
 Level: (LOW/MED) LOW Extraction: (Type) SONC  
 % Moisture: 45 Decanted: (Y/N) N Date Received: 08/12/2009  
 Concentrated Extract Volume: 500 (uL) Date Extracted: 08/12/2009  
 Injection Volume: 2.0 (uL) GPC Factor: 2.00 Date Analyzed: 08/15/2009  
 GPC Cleanup: (Y/N) Y pH: 7.1 Dilution Factor: 4.0

CAS NO.	COMPOUND	CONCENTRATION UNITS:	
		UG/KG	Q
91-20-3	Naphthalene	1200	U
91-57-6	2-Methylnaphthalene	1200	U
208-96-8	Acenaphthylene	1200	U
83-32-9	Acenaphthene	320	DJ

PRELIMINARY

1E - FORM I SV-2  
SEMIVOLATILE ORGANICS ANALYSIS DATA SHEET

EPA SAMPLE NO.

E3ZW4DL

Lab Name: MITKEM LABORATORIES Contract: EP-W-05-030  
 Lab Code: MITKEM Case No.: 38701 Mod. Ref No.: 1760.0 SDG No.: E3MZ9  
 Matrix: (SOIL/SED/WATER) SOIL Lab Sample ID: H1531-05ADL  
 Sample wt/vol: 30.5 (g/mL) G Lab File ID: S2F9264.D  
 Level: (LOW/MED) LOW Extraction: (Type) SONC  
 % Moisture: 45 Decanted: (Y/N) N Date Received: 08/12/2009  
 Concentrated Extract Volume: 500 (uL) Date Extracted: 08/12/2009  
 Injection Volume: 2.0 (uL) GPC Factor: 2.00 Date Analyzed: 08/15/2009  
 GPC Cleanup: (Y/N) Y pH: 7.1 Dilution Factor: 4.0

CAS NO.	COMPOUND	CONCENTRATION UNITS:	
		(ug/L or ug/Kg)	UG/KG
86-73-7	Fluorene	400	DJ
85-01-8	Phenanthrene	3800	D
120-12-7	Anthracene	690	DJ
206-44-0	Fluoranthene	5800	D
129-00-0	Pyrene	8000	D
56-55-3	Benzo(a)anthracene	2700	D
218-01-9	Chrysene	3900	D
205-99-2	Benzo(b)fluoranthene	3600	D
207-08-9	Benzo(k)fluoranthene	2100	D
50-32-8	Benzo(a)pyrene	2800	D
193-39-5	Indeno(1,2,3-cd)pyrene	1300	D
53-70-3	Dibenzo(a,h)anthracene	400	DJ
191-24-2	Benzo(g,h,i)perylene	1800	D

(1) Cannot be separated from Diphenylamine

PRELIMINARY

1D - FORM I SV-1  
SEMIVOLATILE ORGANICS ANALYSIS DATA SHEET

EPA SAMPLE NO.

E3ZW5

Lab Name: MITKEM LABORATORIES Contract: EP-W-05-030  
 Lab Code: MITKEM Case No.: 38701 Mod. Ref No.: 1760.0 SDG No.: E3MZ9  
 Matrix: (SOIL/SED/WATER) SOIL Lab Sample ID: H1531-06A  
 Sample wt/vol: 30.4 (g/mL) G Lab File ID: S2F9251.D  
 Level: (LOW/MED) LOW Extraction: (Type) SONC  
 % Moisture: 43 Decanted: (Y/N) N Date Received: 08/12/2009  
 Concentrated Extract Volume: 500 (uL) Date Extracted: 08/12/2009  
 Injection Volume: 2.0 (uL) GPC Factor: 2.00 Date Analyzed: 08/14/2009  
 GPC Cleanup: (Y/N) Y pH: 7.2 Dilution Factor: 1.0

CAS NO.	COMPOUND	CONCENTRATION UNITS:	
		UG/KG	Q
91-20-3	Naphthalene	150	J
91-57-6	2-Methylnaphthalene	120	J
208-96-8	Acenaphthylene	84	J
83-32-9	Acenaphthene	530	

PRELIMINARY

SOM01.2 (6/2007)

1E - FORM I SV-2  
SEMIVOLATILE ORGANICS ANALYSIS DATA SHEET

EPA SAMPLE NO.

E32W5

Lab Name: MITKEM LABORATORIES Contract: EP-W-05-030  
 Lab Code: MITKEM Case No.: 38701 Mod. Ref No.: 1760.0 SDG No.: E3MZ9  
 Matrix: (SOIL/SED/WATER) SOIL Lab Sample ID: H1531-06A  
 Sample wt/vol: 30.4 (g/mL) G Lab File ID: S2F9251.D  
 Level: (LOW/MED) LOW Extraction: (Type) SONC  
 % Moisture: 43 Decanted: (Y/N) N Date Received: 08/12/2009  
 Concentrated Extract Volume: 500 (uL) Date Extracted: 08/12/2009  
 Injection Volume: 2.0 (uL) GPC Factor: 2.00 Date Analyzed: 08/14/2009  
 GPC Cleanup: (Y/N) Y pH: 7.2 Dilution Factor: 1.0

CAS NO.	COMPOUND	CONCENTRATION UNITS: (ug/L or ug/Kg)	UG/KG	Q
86-73-7	Fluorene		580	
85-01-8	Phenanthrene		5700	E
120-12-7	Anthracene		1000	
206-44-0	Fluoranthene		10000	E
129-00-0	Pyrene		9900	E
56-55-3	Benzo(a)anthracene		3400	
218-01-9	Chrysene		4200	
205-99-2	Benzo(b)fluoranthene		4500	
207-08-9	Benzo(k)fluoranthene		1800	
50-32-8	Benzo(a)pyrene		3100	
193-39-5	Indeno(1,2,3-cd)pyrene		1800	
53-70-3	Dibenzo(a,h)anthracene		480	
191-24-2	Benzo(g,h,i)perylene		2000	

(1) Cannot be separated from Diphenylamine

PRELIMINARY

SOM01.2 (6/2007)

1D - FORM I SV-1  
SEMIVOLATILE ORGANICS ANALYSIS DATA SHEET

EPA SAMPLE NO.

E3ZW5DL

Lab Name: MITKEM LABORATORIES Contract: EP-W-05-030  
 Lab Code: MITKEM Case No.: 38701 Mod. Ref No.: 1760.0 SDG No.: E3MZ9  
 Matrix: (SOIL/SED/WATER) SOIL Lab Sample ID: H1531-06ADL  
 Sample wt/vol: 30.4 (g/mL) G Lab File ID: S2F9265.D  
 Level: (LOW/MED) LOW Extraction: (Type) SONC  
 % Moisture: 43 Decanted: (Y/N) N Date Received: 08/12/2009  
 Concentrated Extract Volume: 500 (uL) Date Extracted: 08/12/2009  
 Injection Volume: 2.0 (uL) GPC Factor: 2.00 Date Analyzed: 08/15/2009  
 GPC Cleanup: (Y/N) Y pH: 7.2 Dilution Factor: 4.0

CAS NO.	COMPOUND	CONCENTRATION UNITS:	
		UG/KG	Q
91-20-3	Naphthalene	1200	U
91-57-6	2-Methylnaphthalene	1200	U
208-96-8	Acenaphthylene	1200	U
83-32-9	Acenaphthene	540	DJ

PRELIMINARY

1E - FORM I SV-2  
SEMIVOLATILE ORGANICS ANALYSIS DATA SHEET

EPA SAMPLE NO.

E32W5DL

Lab Name: MITKEM LABORATORIES Contract: EP-W-05-030  
 Lab Code: MITKEM Case No.: 38701 Mod. Ref No.: 1760.0 SDG No.: E3MZ9  
 Matrix: (SOIL/SED/WATER) SOIL Lab Sample ID: H1531-06ADL  
 Sample wt/vol: 30.4 (g/mL) G Lab File ID: S2F9265.D  
 Level: (LOW/MED) LOW Extraction: (Type) SONC  
 % Moisture: 43 Decanted: (Y/N) N Date Received: 08/12/2009  
 Concentrated Extract Volume: 500 (uL) Date Extracted: 08/12/2009  
 Injection Volume: 2.0 (uL) GPC Factor: 2.00 Date Analyzed: 08/15/2009  
 GPC Cleanup: (Y/N) Y pH: 7.2 Dilution Factor: 4.0

CAS NO.	COMPOUND	CONCENTRATION UNITS:	
		(ug/L or ug/Kg)	UG/KG
86-73-7	Fluorene	620	DJ
85-01-8	Phenanthrene	6200	D
120-12-7	Anthracene	1200	DJ
206-44-0	Fluoranthene	8700	D
129-00-0	Pyrene	10000	D
56-55-3	Benzo(a)anthracene	3200	D
218-01-9	Chrysene	4800	D
205-99-2	Benzo(b)fluoranthene	5100	D
207-08-9	Benzo(k)fluoranthene	1600	D
50-32-8	Benzo(a)pyrene	3100	D
193-39-5	Indeno(1,2,3-cd)pyrene	1900	D
53-70-3	Dibenzo(a,h)anthracene	500	DJ
191-24-2	Benzo(g,h,i)perylene	2200	D

(1) Cannot be separated from Diphenylamine

PRELIMINARY

SOM01.2 (6/2007)

1D - FORM I SV-1  
SEMIVOLATILE ORGANICS ANALYSIS DATA SHEET

EPA SAMPLE NO.

E3ZW6

Lab Name: MITKEM LABORATORIES Contract: EP-W-05-030  
 Lab Code: MITKEM Case No.: 38701 Mod. Ref No.: 1760.0 SDG No.: E3MZ9  
 Matrix: (SOIL/SED/WATER) SOIL Lab Sample ID: H1531-07A  
 Sample wt/vol: 30.4 (g/mL) G Lab File ID: S4D4951.D  
 Level: (LOW/MED) LOW Extraction: (Type) SONC  
 % Moisture: 32 Decanted: (Y/N) N Date Received: 08/12/2009  
 Concentrated Extract Volume: 500 (uL) Date Extracted: 08/12/2009  
 Injection Volume: 2.0 (uL) GPC Factor: 2.00 Date Analyzed: 08/13/2009  
 GPC Cleanup: (Y/N) Y pH: 7.9 Dilution Factor: 1.0

CAS NO.	COMPOUND	CONCENTRATION UNITS:		Q
		(ug/L or ug/Kg)	UG/KG	
91-20-3	Naphthalene		180	J
91-57-6	2-Methylnaphthalene		110	J
208-96-8	Acenaphthylene		95	J
83-32-9	Acenaphthene		130	J

**PRELIMINARY**

1E - FORM I SV-2  
SEMIVOLATILE ORGANICS ANALYSIS DATA SHEET

EPA SAMPLE NO.

E3ZW6

Lab Name: MITKEM LABORATORIES Contract: EP-W-05-030  
 Lab Code: MITKEM Case No.: 38701 Mod. Ref No.: 1760.0 SDG No.: E3MZ9  
 Matrix: (SOIL/SED/WATER) SOIL Lab Sample ID: H1531-07A  
 Sample wt/vol: 30.4 (g/mL) G Lab File ID: S4D4951.D  
 Level: (LOW/MED) LOW Extraction: (Type) SONC  
 % Moisture: 32 Decanted: (Y/N) N Date Received: 08/12/2009  
 Concentrated Extract Volume: 500 (uL) Date Extracted: 08/12/2009  
 Injection Volume: 2.0 (uL) GPC Factor: 2.00 Date Analyzed: 08/13/2009  
 GPC Cleanup: (Y/N) Y pH: 7.9 Dilution Factor: 1.0

CAS NO.	COMPOUND	CONCENTRATION UNITS: (ug/L or ug/Kg)	UG/KG	Q
86-73-7	Fluorene		210	J
85-01-8	Phenanthrene		1300	
120-12-7	Anthracene		310	
206-44-0	Fluoranthene		1600	
129-00-0	Pyrene		1600	
56-55-3	Benzo (a) anthracene		780	
218-01-9	Chrysene		940	
205-99-2	Benzo (b) fluoranthene		780	
207-08-9	Benzo (k) fluoranthene		500	
50-32-8	Benzo (a) pyrene		640	
193-39-5	Indeno (1, 2, 3-cd) pyrene		300	
53-70-3	Dibenzo (a, h) anthracene		94	J
191-24-2	Benzo (g, h, i) perylene		320	

(1) Cannot be separated from Diphenylamine

PRELIMINARY



1D - FORM I SV-1  
SEMIVOLATILE ORGANICS ANALYSIS DATA SHEET

EPA SAMPLE NO.

E32W7

Lab Name: MITKEM LABORATORIES Contract: EP-W-05-030  
 Lab Code: MITKEM Case No.: 38701 Mod. Ref No.: 1760.0 SDG No.: E3MZ9  
 Matrix: (SOIL/SED/WATER) SOIL Lab Sample ID: H1531-08A  
 Sample wt/vol: 30.1 (g/mL) G Lab File ID: S2F9252.D  
 Level: (LOW/MED) LOW Extraction: (Type) SONC  
 % Moisture: 33 Decanted: (Y/N) N Date Received: 08/12/2009  
 Concentrated Extract Volume: 500 (uL) Date Extracted: 08/12/2009  
 Injection Volume: 2.0 (uL) GPC Factor: 2.00 Date Analyzed: 08/14/2009  
 GPC Cleanup: (Y/N) Y pH: 7.6 Dilution Factor: 1.0

CAS NO.	COMPOUND	CONCENTRATION UNITS:	
		UG/KG	Q
91-20-3	Naphthalene	180	J
91-57-6	2-Methylnaphthalene	90	J
208-96-8	Acenaphthylene	250	U
83-32-9	Acenaphthene	130	J

PRELIMINARY

1E - FORM I SV-2  
SEMIVOLATILE ORGANICS ANALYSIS DATA SHEET

EPA SAMPLE NO.

E3ZW7

Lab Name: MITKEM LABORATORIES Contract: EP-W-05-030  
 Lab Code: MITKEM Case No.: 38701 Mod. Ref No.: 1760.0 SDG No.: E3MZ9  
 Matrix: (SOIL/SED/WATER) SOIL Lab Sample ID: H1531-08A  
 Sample wt/vol: 30.1 (g/mL) G Lab File ID: S2F9252.D  
 Level: (LOW/MED) LOW Extraction: (Type) SONC  
 % Moisture: 33 Decanted: (Y/N) N Date Received: 08/12/2009  
 Concentrated Extract Volume: 500 (uL) Date Extracted: 08/12/2009  
 Injection Volume: 2.0 (uL) GPC Factor: 2.00 Date Analyzed: 08/14/2009  
 GPC Cleanup: (Y/N) Y pH: 7.6 Dilution Factor: 1.0

CAS NO.	COMPOUND	CONCENTRATION UNITS:	
		UG/KG	Q
86-73-7	Fluorene	150	J
85-01-8	Phenanthrene	1100	
120-12-7	Anthracene	220	J
206-44-0	Fluoranthene	1500	
129-00-0	Pyrene	1500	
56-55-3	Benzo (a) anthracene	530	
218-01-9	Chrysene	780	
205-99-2	Benzo (b) fluoranthene	690	
207-08-9	Benzo (k) fluoranthene	280	
50-32-8	Benzo (a) pyrene	510	
193-39-5	Indeno (1,2,3-cd) pyrene	310	
53-70-3	Dibenzo (a,h) anthracene	89	J
191-24-2	Benzo (g,h,i) perylene	370	

(1) Cannot be separated from Diphenylamine

**PRELIMINARY**

1D - FORM I SV-1  
SEMIVOLATILE ORGANICS ANALYSIS DATA SHEET

EPA SAMPLE NO.

E3ZW8

Lab Name: MITKEM LABORATORIES Contract: EP-W-05-030  
 Lab Code: MITKEM Case No.: 38701 Mod. Ref No.: 1760.0 SDG No.: E3MZ9  
 Matrix: (SOIL/SED/WATER) SOIL Lab Sample ID: H1531-09A  
 Sample wt/vol: 30.1 (g/mL) G Lab File ID: S2F9253.D  
 Level: (LOW/MED) LOW Extraction: (Type) SONC  
 % Moisture: 23 Decanted: (Y/N) N Date Received: 08/12/2009  
 Concentrated Extract Volume: 500 (uL) Date Extracted: 08/12/2009  
 Injection Volume: 2.0 (uL) GPC Factor: 2.00 Date Analyzed: 08/14/2009  
 GPC Cleanup: (Y/N) Y pH: 7.9 Dilution Factor: 1.0

CAS NO.	COMPOUND	CONCENTRATION UNITS:		Q
		(ug/L or ug/Kg)	UG/KG	
91-20-3	Naphthalene		220	U
91-57-6	2-Methylnaphthalene		220	U
208-96-8	Acenaphthylene		220	U
83-32-9	Acenaphthene		220	U

PRELIMINARY

1E - FORM I SV-2  
SEMIVOLATILE ORGANICS ANALYSIS DATA SHEET

EPA SAMPLE NO.

E3ZW8

Lab Name: MITKEM LABORATORIES Contract: EP-W-05-030  
 Lab Code: MITKEM Case No.: 38701 Mod. Ref No.: 1760.0 SDG No.: E3MZ9  
 Matrix: (SOIL/SED/WATER) SOIL Lab Sample ID: H1531-09A  
 Sample wt/vol: 30.1 (g/mL) G Lab File ID: S2F9253.D  
 Level: (LOW/MED) LOW Extraction: (Type) SONC  
 % Moisture: 23 Decanted: (Y/N) N Date Received: 08/12/2009  
 Concentrated Extract Volume: 500 (uL) Date Extracted: 08/12/2009  
 Injection Volume: 2.0 (uL) GPC Factor: 2.00 Date Analyzed: 08/14/2009  
 GPC Cleanup: (Y/N) Y pH: 7.9 Dilution Factor: 1.0

CAS NO.	COMPOUND	CONCENTRATION UNITS: (ug/L or ug/Kg)	UG/KG	Q
86-73-7	Fluorene		220	U
85-01-8	Phenanthrene		220	U
120-12-7	Anthracene		220	U
206-44-0	Fluoranthene		220	U
129-00-0	Pyrene		220	U
56-55-3	Benzo (a) anthracene		220	U
218-01-9	Chrysene		220	U
205-99-2	Benzo (b) fluoranthene		220	U
207-08-9	Benzo (k) fluoranthene		220	U
50-32-8	Benzo (a) pyrene		220	U
193-39-5	Indeno (1, 2, 3-cd) pyrene		220	U
53-70-3	Dibenzo (a, h) anthracene		220	U
191-24-2	Benzo (g, h, i) perylene		220	U

(1) Cannot be separated from Diphenylamine

PRELIMINARY

1D - FORM I SV-1  
SEMIVOLATILE ORGANICS ANALYSIS DATA SHEET

EPA SAMPLE NO.

E3ZW9

Lab Name: MITKEM LABORATORIES Contract: EP-W-05-030  
 Lab Code: MITKEM Case No.: 38701 Mod. Ref No.: 1760.0 SDG No.: E3MZ9  
 Matrix: (SOIL/SED/WATER) SOIL Lab Sample ID: H1531-10A  
 Sample wt/vol: 30.1 (g/mL) G Lab File ID: S4D4954.D  
 Level: (LOW/MED) LOW Extraction: (Type) SONC  
 % Moisture: 41 Decanted: (Y/N) N Date Received: 08/12/2009  
 Concentrated Extract Volume: 500 (uL) Date Extracted: 08/12/2009  
 Injection Volume: 2.0 (uL) GPC Factor: 2.00 Date Analyzed: 08/13/2009  
 GPC Cleanup: (Y/N) Y pH: 7.0 Dilution Factor: 1.0

CAS NO.	COMPOUND	CONCENTRATION UNITS:		Q
		(ug/L or ug/Kg)	UG/KG	
91-20-3	Naphthalene		430	
91-57-6	2-Methylnaphthalene		310	
208-96-8	Acenaphthylene		390	
83-32-9	Acenaphthene		1400	

PRELIMINARY

1E - FORM I SV-2  
SEMIVOLATILE ORGANICS ANALYSIS DATA SHEET

EPA SAMPLE NO.

E3ZW9

Lab Name: MITKEM LABORATORIES Contract: EP-W-05-030  
 Lab Code: MITKEM Case No.: 38701 Mod. Ref No.: 1760.0 SDG No.: E3MZ9  
 Matrix: (SOIL/SED/WATER) SOIL Lab Sample ID: H1531-10A  
 Sample wt/vol: 30.1 (g/mL) G Lab File ID: S4D4954.D  
 Level: (LOW/MED) LOW Extraction: (Type) SONC  
 % Moisture: 41 Decanted: (Y/N) N Date Received: 08/12/2009  
 Concentrated Extract Volume: 500 (uL) Date Extracted: 08/12/2009  
 Injection Volume: 2.0 (uL) GPC Factor: 2.00 Date Analyzed: 08/13/2009  
 GPC Cleanup: (Y/N) Y pH: 7.0 Dilution Factor: 1.0

CAS NO.	COMPOUND	CONCENTRATION UNITS: (ug/L or ug/Kg)	UG/KG	Q
86-73-7	Fluorene		1800	
85-01-8	Phenanthrene		7000	E
120-12-7	Anthracene		2400	
206-44-0	Fluoranthene		9300	E
129-00-0	Pyrene		7900	E
56-55-3	Benzo (a) anthracene		6600	E
218-01-9	Chrysene		6900	E
205-99-2	Benzo (b) fluoranthene		9000	E
207-08-9	Benzo (k) fluoranthene		2600	
50-32-8	Benzo (a) pyrene		6600	E
193-39-5	Indeno (1, 2, 3-cd) pyrene		4000	
53-70-3	Dibenzo (a, h) anthracene		1700	
191-24-2	Benzo (g, h, i) perylene		3700	

(1) Cannot be separated from Diphenylamine

PRELIMINARY

SOM01.2 (6/2007)

1D - FORM I SV-1  
SEMIVOLATILE ORGANICS ANALYSIS DATA SHEET

EPA SAMPLE NO.

E3ZW9DL

Lab Name: MITKEM LABORATORIES Contract: EP-W-05-030  
Lab Code: MITKEM Case No.: 38701 Mod. Ref No.: 1760.0 SDG No.: E3MZ9  
Matrix: (SOIL/SED/WATER) SOIL Lab Sample ID: H1531-10ADL  
Sample wt/vol: 30.1 (g/mL) G Lab File ID: S4D4983.D  
Level: (LOW/MED) LOW Extraction: (Type) SONC  
% Moisture: 41 Decanted: (Y/N) N Date Received: 08/12/2009  
Concentrated Extract Volume: 500 (uL) Date Extracted: 08/12/2009  
Injection Volume: 2.0 (uL) GPC Factor: 2.00 Date Analyzed: 08/14/2009  
GPC Cleanup: (Y/N) Y pH: 7.0 Dilution Factor: 8.0

CAS NO.	COMPOUND	CONCENTRATION UNITS:	
		UG/KG	Q
91-20-3	Naphthalene	470	DJ
91-57-6	2-Methylnaphthalene	2300	U
208-96-8	Acenaphthylene	2300	U
83-32-9	Acenaphthene	1400	DJ

PRELIMINARY

1E - FORM I SV-2  
SEMIVOLATILE ORGANICS ANALYSIS DATA SHEET

EPA SAMPLE NO.

E3ZW9DL

Lab Name: MITKEM LABORATORIES Contract: EP-W-05-030  
 Lab Code: MITKEM Case No.: 38701 Mod. Ref No.: 1760.0 SDG No.: E3MZ9  
 Matrix: (SOIL/SED/WATER) SOIL Lab Sample ID: H1531-10ADL  
 Sample wt/vol: 30.1 (g/mL) G Lab File ID: S4D4983.D  
 Level: (LOW/MED) LOW Extraction: (Type) SONC  
 % Moisture: 41 Decanted: (Y/N) N Date Received: 08/12/2009  
 Concentrated Extract Volume: 500 (uL) Date Extracted: 08/12/2009  
 Injection Volume: 2.0 (uL) GPC Factor: 2.00 Date Analyzed: 08/14/2009  
 GPC Cleanup: (Y/N) Y pH: 7.0 Dilution Factor: 8.0

CAS NO.	COMPOUND	CONCENTRATION UNITS:	
		UG/KG	Q
86-73-7	Fluorene	2200	DJ
85-01-8	Phenanthrene	16000	D
120-12-7	Anthracene	3700	D
206-44-0	Fluoranthene	24000	D
129-00-0	Pyrene	22000	D
56-55-3	Benzo(a)anthracene	12000	D
218-01-9	Chrysene	16000	D
205-99-2	Benzo(b)fluoranthene	16000	D
207-08-9	Benzo(k)fluoranthene	7000	D
50-32-8	Benzo(a)pyrene	11000	D
193-39-5	Indeno(1,2,3-cd)pyrene	5200	D
53-70-3	Dibenzo(a,h)anthracene	1900	DJ
191-24-2	Benzo(g,h,i)perylene	5000	D

(1) Cannot be separated from Diphenylamine

PRELIMINARY

SOM01.2 (6/2007)



1D - FORM I SV-1  
 SEMIVOLATILE ORGANICS ANALYSIS DATA SHEET

EPA SAMPLE NO.

E3ZX0

Lab Name: MITKEM LABORATORIES Contract: EP-W-05-030  
 Lab Code: MITKEM Case No.: 38701 Mod. Ref No.: 1760.0 SDG No.: E3MZ9  
 Matrix: (SOIL/SED/WATER) SOIL Lab Sample ID: H1531-11A  
 Sample wt/vol: 30.0 (g/mL) G Lab File ID: S4D4955.D  
 Level: (LOW/MED) LOW Extraction: (Type) SONC  
 % Moisture: 41 Decanted: (Y/N) N Date Received: 08/12/2009  
 Concentrated Extract Volume: 500 (uL) Date Extracted: 08/12/2009  
 Injection Volume: 2.0 (uL) GPC Factor: 2.00 Date Analyzed: 08/13/2009  
 GPC Cleanup: (Y/N) Y pH: 7.2 Dilution Factor: 1.0

CAS NO.	COMPOUND	CONCENTRATION UNITS:	
		(ug/L or ug/Kg)	UG/KG
91-20-3	Naphthalene		450
91-57-6	2-Methylnaphthalene		350
208-96-8	Acenaphthylene		370
83-32-9	Acenaphthene		1400

PRELIMINARY

SOM01.2 (6/2007)

1E - FORM I SV-2  
SEMIVOLATILE ORGANICS ANALYSIS DATA SHEET

EPA SAMPLE NO.

E3ZX0

Lab Name: MITKEM LABORATORIES Contract: EP-W-05-030  
 Lab Code: MITKEM Case No.: 38701 Mod. Ref No.: 1760.0 SDG No.: E3MZ9  
 Matrix: (SOIL/SED/WATER) SOIL Lab Sample ID: H1531-11A  
 Sample wt/vol: 30.0 (g/mL) G Lab File ID: S4D4955.D  
 Level: (LOW/MED) LOW Extraction: (Type) SONC  
 % Moisture: 41 Decanted: (Y/N) N Date Received: 08/12/2009  
 Concentrated Extract Volume: 500 (uL) Date Extracted: 08/12/2009  
 Injection Volume: 2.0 (uL) GPC Factor: 2.00 Date Analyzed: 08/13/2009  
 GPC Cleanup: (Y/N) Y pH: 7.2 Dilution Factor: 1.0

CAS NO.	COMPOUND	CONCENTRATION UNITS: (ug/L or ug/Kg)	UG/KG	Q
86-73-7	Fluorene		2100	
85-01-8	Phenanthrene		8400	E
120-12-7	Anthracene		2900	
206-44-0	Fluoranthene		10000	E
129-00-0	Pyrene		8100	E
56-55-3	Benzo (a) anthracene		6500	E
218-01-9	Chrysene		7500	E
205-99-2	Benzo (b) fluoranthene		9200	E
207-08-9	Benzo (k) fluoranthene		3200	
50-32-8	Benzo (a) pyrene		6500	E
193-39-5	Indeno (1,2,3-cd) pyrene		4200	
53-70-3	Dibenzo (a,h) anthracene		1900	
191-24-2	Benzo (g,h,i) perylene		4200	

(1) Cannot be separated from Diphenylamine

PRELIMINARY

1D - FORM I SV-1  
 SEMIVOLATILE ORGANICS ANALYSIS DATA SHEET

EPA SAMPLE NO.

E3ZX0DL

Lab Name: MITKEM LABORATORIES Contract: EP-W-05-030  
 Lab Code: MITKEM Case No.: 38701 Mod. Ref No.: 1760.0 SDG No.: E3MZ9  
 Matrix: (SOIL/SED/WATER) SOIL Lab Sample ID: H1531-11ADL  
 Sample wt/vol: 30.0 (g/mL) G Lab File ID: S4D4984.D  
 Level: (LOW/MED) LOW Extraction: (Type) SONC  
 % Moisture: 41 Decanted: (Y/N) N Date Received: 08/12/2009  
 Concentrated Extract Volume: 500 (uL) Date Extracted: 08/12/2009  
 Injection Volume: 2.0 (uL) GPC Factor: 2.00 Date Analyzed: 08/14/2009  
 GPC Cleanup: (Y/N) Y pH: 7.2 Dilution Factor: 8.0

CAS NO.	COMPOUND	CONCENTRATION UNITS:	
		UG/KG	Q
91-20-3	Naphthalene	490	DJ
91-57-6	2-Methylnaphthalene	2300	U
208-96-8	Acenaphthylene	2300	U
83-32-9	Acenaphthene	1500	DJ

PRELIMINARY

1E - FORM I SV-2  
SEMIVOLATILE ORGANICS ANALYSIS DATA SHEET

EPA SAMPLE NO.

E3ZX0DL

Lab Name: MITKEM LABORATORIES Contract: EP-W-05-030  
 Lab Code: MITKEM Case No.: 38701 Mod. Ref No.: 1760.0 SDG No.: E3MZ9  
 Matrix: (SOIL/SED/WATER) SOIL Lab Sample ID: H1531-11ADL  
 Sample wt/vol: 30.0 (g/mL) G Lab File ID: S4D4984.D  
 Level: (LOW/MED) LOW Extraction: (Type) SONC  
 % Moisture: 41 Decanted: (Y/N) N Date Received: 08/12/2009  
 Concentrated Extract Volume: 500 (uL) Date Extracted: 08/12/2009  
 Injection Volume: 2.0 (uL) GPC Factor: 2.00 Date Analyzed: 08/14/2009  
 GPC Cleanup: (Y/N) Y pH: 7.2 Dilution Factor: 8.0

CAS NO.	COMPOUND	CONCENTRATION UNITS:	
		UG/KG	Q
86-73-7	Fluorene	2400	D
85-01-8	Phenanthrene	17000	D
120-12-7	Anthracene	3900	D
206-44-0	Fluoranthene	25000	D
129-00-0	Pyrene	23000	D
56-55-3	Benzo(a)anthracene	13000	D
218-01-9	Chrysene	16000	D
205-99-2	Benzo(b)fluoranthene	16000	D
207-08-9	Benzo(k)fluoranthene	6100	D
50-32-8	Benzo(a)pyrene	10000	D
193-39-5	Indeno(1,2,3-cd)pyrene	5100	D
53-70-3	Dibenzo(a,h)anthracene	1700	DJ
191-24-2	Benzo(g,h,i)perylene	5100	D

(1) Cannot be separated from Diphenylamine

PRELIMINARY

1D - FORM I SV-1  
SEMIVOLATILE ORGANICS ANALYSIS DATA SHEET

EPA SAMPLE NO.

E3ZX1

Lab Name: MITKEM LABORATORIES Contract: EP-W-05-030  
 Lab Code: MITKEM Case No.: 38701 Mod. Ref No.: 1760.0 SDG No.: E3M29  
 Matrix: (SOIL/SED/WATER) SOIL Lab Sample ID: H1531-12A  
 Sample wt/vol: 30.0 (g/mL) G Lab File ID: S4D4956.D  
 Level: (LOW/MED) LOW Extraction: (Type) SONC  
 % Moisture: 35 Decanted: (Y/N) N Date Received: 08/12/2009  
 Concentrated Extract Volume: 500 (uL) Date Extracted: 08/12/2009  
 Injection Volume: 2.0 (uL) GPC Factor: 2.00 Date Analyzed: 08/13/2009  
 GPC Cleanup: (Y/N) Y pH: 7.6 Dilution Factor: 1.0

CAS NO.	COMPOUND	CONCENTRATION UNITS:		Q
		(ug/L or ug/Kg)	UG/KG	
91-20-3	Naphthalene		520	
91-57-6	2-Methylnaphthalene		390	
208-96-8	Acenaphthylene		340	
83-32-9	Acenaphthene		1400	

PRELIMINARY

1E - FORM I SV-2  
SEMIVOLATILE ORGANICS ANALYSIS DATA SHEET

EPA SAMPLE NO.

E3ZX1

Lab Name: MITKEM LABORATORIES Contract: EP-W-05-030  
 Lab Code: MITKEM Case No.: 38701 Mod. Ref No.: 1760.0 SDG No.: E3MZ9  
 Matrix: (SOIL/SED/WATER) SOIL Lab Sample ID: H1531-12A  
 Sample wt/vol: 30.0 (g/mL) G Lab File ID: S4D4956.D  
 Level: (LOW/MED) LOW Extraction: (Type) SONC  
 % Moisture: 35 Decanted: (Y/N) N Date Received: 08/12/2009  
 Concentrated Extract Volume: 500 (uL) Date Extracted: 08/12/2009  
 Injection Volume: 2.0 (uL) GPC Factor: 2.00 Date Analyzed: 08/13/2009  
 GPC Cleanup: (Y/N) Y pH: 7.6 Dilution Factor: 1.0

CAS NO.	COMPOUND	CONCENTRATION UNITS:		Q
		(ug/L or ug/Kg)	UG/KG	
86-73-7	Fluorene		2000	
85-01-8	Phenanthrene		6200	E
120-12-7	Anthracene		2500	
206-44-0	Fluoranthene		7200	E
129-00-0	Pyrene		6100	E
56-55-3	Benzo(a)anthracene		4500	E
218-01-9	Chrysene		5600	E
205-99-2	Benzo(b)fluoranthene		6100	E
207-08-9	Benzo(k)fluoranthene		2700	
50-32-8	Benzo(a)pyrene		4800	E
193-39-5	Indeno(1,2,3-cd)pyrene		2900	
53-70-3	Dibenzo(a,h)anthracene		1300	
191-24-2	Benzo(g,h,i)perylene		2800	

(1) Cannot be separated from Diphenylamine

PRELIMINARY

SOM01.2 (6/2007)

1D - FORM I SV-1  
 SEMIVOLATILE ORGANICS ANALYSIS DATA SHEET

EPA SAMPLE NO.

E3ZX1DL

Lab Name: MITKEM LABORATORIES Contract: EP-W-05-030  
 Lab Code: MITKEM Case No.: 38701 Mod. Ref No.: 1760.0 SDG No.: E3MZ9  
 Matrix: (SOIL/SED/WATER) SOIL Lab Sample ID: H1531-12ADL  
 Sample wt/vol: 30.0 (g/mL) G Lab File ID: S4D4977.D  
 Level: (LOW/MED) LOW Extraction: (Type) SONC  
 % Moisture: 35 Decanted: (Y/N) N Date Received: 08/12/2009  
 Concentrated Extract Volume: 500 (uL) Date Extracted: 08/12/2009  
 Injection Volume: 2.0 (uL) GPC Factor: 2.00 Date Analyzed: 08/14/2009  
 GPC Cleanup: (Y/N) Y pH: 7.6 Dilution Factor: 4.0

CAS NO.	COMPOUND	CONCENTRATION UNITS:		Q
		(ug/L or ug/Kg)	UG/KG	
91-20-3	Naphthalene		530	DJ
91-57-6	2-Methylnaphthalene		390	DJ
208-96-8	Acenaphthylene		380	DJ
83-32-9	Acenaphthene		1400	D

PRELIMINARY

1E - FORM I SV-2  
SEMIVOLATILE ORGANICS ANALYSIS DATA SHEET

EPA SAMPLE NO.

E3ZX1DL

Lab Name: MITKEM LABORATORIES Contract: EP-W-05-030  
 Lab Code: MITKEM Case No.: 38701 Mod. Ref No.: 1760.0 SDG No.: E3MZ9  
 Matrix: (SOIL/SED/WATER) SOIL Lab Sample ID: H1531-12ADL  
 Sample wt/vol: 30.0 (g/mL) G Lab File ID: S4D4977.D  
 Level: (LOW/MED) LOW Extraction: (Type) SONC  
 % Moisture: 35 Decanted: (Y/N) N Date Received: 08/12/2009  
 Concentrated Extract Volume: 500 (uL) Date Extracted: 08/12/2009  
 Injection Volume: 2.0 (uL) GPC Factor: 2.00 Date Analyzed: 08/14/2009  
 GPC Cleanup: (Y/N) Y pH: 7.6 Dilution Factor: 4.0

CAS NO.	COMPOUND	CONCENTRATION UNITS:		Q
		(ug/L or ug/Kg)	UG/KG	
86-73-7	Fluorene		2100	D
85-01-8	Phenanthrene		12000	D
120-12-7	Anthracene		3000	D
206-44-0	Fluoranthene		16000	D
129-00-0	Pyrene		13000	D
56-55-3	Benzo (a) anthracene		7600	D
218-01-9	Chrysene		9900	D
205-99-2	Benzo (b) fluoranthene		8900	D
207-08-9	Benzo (k) fluoranthene		5300	D
50-32-8	Benzo (a) pyrene		6700	D
193-39-5	Indeno (1, 2, 3-cd) pyrene		3400	D
53-70-3	Dibenzo (a, h) anthracene		1200	D
191-24-2	Benzo (g, h, i) perylene		3200	D

(1) Cannot be separated from Diphenylamine

**PRELIMINARY**  
SOM01.2 (6/2007)



1D - FORM I SV-1  
SEMIVOLATILE ORGANICS ANALYSIS DATA SHEET

EPA SAMPLE NO.

E3ZX2

Lab Name: MITKEM LABORATORIES Contract: EP-W-05-030  
 Lab Code: MITKEM Case No.: 38701 Mod. Ref No.: 1760.0 SDG No.: E3M29  
 Matrix: (SOIL/SED/WATER) SOIL Lab Sample ID: H1531-13A  
 Sample wt/vol: 30.2 (g/mL) G Lab File ID: S2F9254.D  
 Level: (LOW/MED) LOW Extraction: (Type) SONC  
 % Moisture: 33 Decanted: (Y/N) N Date Received: 08/12/2009  
 Concentrated Extract Volume: 500 (uL) Date Extracted: 08/12/2009  
 Injection Volume: 2.0 (uL) GPC Factor: 2.00 Date Analyzed: 08/14/2009  
 GPC Cleanup: (Y/N) Y pH: 7.6 Dilution Factor: 1.0

CAS NO.	COMPOUND	CONCENTRATION UNITS:		Q
		(ug/L or ug/Kg)	UG/KG	
91-20-3	Naphthalene		330	
91-57-6	2-Methylnaphthalene		280	
208-96-8	Acenaphthylene		120	J
83-32-9	Acenaphthene		720	

PRELIMINARY

1E - FORM I SV-2  
SEMIVOLATILE ORGANICS ANALYSIS DATA SHEET

EPA SAMPLE NO.

E3ZX2

Lab Name: MITKEM LABORATORIES Contract: EP-W-05-030  
 Lab Code: MITKEM Case No.: 38701 Mod. Ref No.: 1760.0 SDG No.: E3MZ9  
 Matrix: (SOIL/SED/WATER) SOIL Lab Sample ID: H1531-13A  
 Sample wt/vol: 30.2 (g/mL) G Lab File ID: S2F9254.D  
 Level: (LOW/MED) LOW Extraction: (Type) SONC  
 % Moisture: 33 Decanted: (Y/N) N Date Received: 08/12/2009  
 Concentrated Extract Volume: 500 (uL) Date Extracted: 08/12/2009  
 Injection Volume: 2.0 (uL) GPC Factor: 2.00 Date Analyzed: 08/14/2009  
 GPC Cleanup: (Y/N) Y pH: 7.6 Dilution Factor: 1.0

CAS NO.	COMPOUND	CONCENTRATION UNITS:	
		UG/KG	Q
86-73-7	Fluorene	830	
85-01-8	Phenanthrene	7700	E
120-12-7	Anthracene	1300	
206-44-0	Fluoranthene	8000	E
129-00-0	Pyrene	8600	E
56-55-3	Benzo (a) anthracene	3300	
218-01-9	Chrysene	3600	
205-99-2	Benzo (b) fluoranthene	3300	
207-08-9	Benzo (k) fluoranthene	2200	
50-32-8	Benzo (a) pyrene	2600	
193-39-5	Indeno (1, 2, 3-cd) pyrene	1400	
53-70-3	Dibenzo (a, h) anthracene	460	
191-24-2	Benzo (g, h, i) perylene	1700	

(1) Cannot be separated from Diphenylamine

PRELIMINARY

1D - FORM I SV-1  
SEMIVOLATILE ORGANICS ANALYSIS DATA SHEET

EPA SAMPLE NO.

E3ZX2DL

Lab Name: MITKEM LABORATORIES Contract: EP-W-05-030  
Lab Code: MITKEM Case No.: 38701 Mod. Ref No.: 1760.0 SDG No.: E3MZ9  
Matrix: (SOIL/SED/WATER) SOIL Lab Sample ID: H1531-13ADL  
Sample wt/vol: 30.2 (g/mL) G Lab File ID: S2F9266.D  
Level: (LOW/MED) LOW Extraction: (Type) SONC  
% Moisture: 33 Decanted: (Y/N) N Date Received: 08/12/2009  
Concentrated Extract Volume: 500 (uL) Date Extracted: 08/12/2009  
Injection Volume: 2.0 (uL) GPC Factor: 2.00 Date Analyzed: 08/15/2009  
GPC Cleanup: (Y/N) Y pH: 7.6 Dilution Factor: 4.0

CAS NO.	COMPOUND	CONCENTRATION UNITS:	
		UG/KG	Q
91-20-3	Naphthalene	330	DJ
91-57-6	2-Methylnaphthalene	300	DJ
208-96-8	Acenaphthylene	1000	U
83-32-9	Acenaphthene	780	DJ

PRELIMINARY

1E - FORM I SV-2  
SEMIVOLATILE ORGANICS ANALYSIS DATA SHEET

EPA SAMPLE NO.

E3ZX2DL

Lab Name: MITKEM LABORATORIES Contract: EP-W-05-030  
 Lab Code: MITKEM Case No.: 38701 Mod. Ref No.: 1760.0 SDG No.: E3MZ9  
 Matrix: (SOIL/SED/WATER) SOIL Lab Sample ID: H1531-13ADL  
 Sample wt/vol: 30.2 (g/mL) G Lab File ID: S2F9266.D  
 Level: (LOW/MED) LOW Extraction: (Type) SONC  
 % Moisture: 33 Decanted: (Y/N) N Date Received: 08/12/2009  
 Concentrated Extract Volume: 500 (uL) Date Extracted: 08/12/2009  
 Injection Volume: 2.0 (uL) GPC Factor: 2.00 Date Analyzed: 08/15/2009  
 GPC Cleanup: (Y/N) Y pH: 7.6 Dilution Factor: 4.0

CAS NO.	COMPOUND	CONCENTRATION UNITS:	
		(ug/L or ug/Kg)	UG/KG
86-73-7	Fluorene	900	DJ
85-01-8	Phenanthrene	7700	D
120-12-7	Anthracene	1500	D
206-44-0	Fluoranthene	8800	D
129-00-0	Pyrene	9400	D
56-55-3	Benzo (a) anthracene	3800	D
218-01-9	Chrysene	3800	D
205-99-2	Benzo (b) fluoranthene	3400	D
207-08-9	Benzo (k) fluoranthene	2200	D
50-32-8	Benzo (a) pyrene	2800	D
193-39-5	Indeno (1, 2, 3-cd) pyrene	1600	D
53-70-3	Dibenzo (a, h) anthracene	500	DJ
191-24-2	Benzo (g, h, i) perylene	1900	D

(1) Cannot be separated from Diphenylamine

PRELIMINARY

SOM01.2 (6/2007)

1D - FORM I SV-1  
SEMIVOLATILE ORGANICS ANALYSIS DATA SHEET

EPA SAMPLE NO.

E3ZX3

Lab Name: MITKEM LABORATORIES Contract: EP-W-05-030  
 Lab Code: MITKEM Case No.: 38701 Mod. Ref No.: 1760.0 SDG No.: E3MZ9  
 Matrix: (SOIL/SED/WATER) SOIL Lab Sample ID: H1531-14A  
 Sample wt/vol: 30.3 (g/mL) G Lab File ID: S2F9255.D  
 Level: (LOW/MED) LOW Extraction: (Type) SONC  
 % Moisture: 15 Decanted: (Y/N) N Date Received: 08/12/2009  
 Concentrated Extract Volume: 500 (uL) Date Extracted: 08/12/2009  
 Injection Volume: 2.0 (uL) GPC Factor: 2.00 Date Analyzed: 08/14/2009  
 GPC Cleanup: (Y/N) Y pH: 7.5 Dilution Factor: 1.0

CAS NO.	COMPOUND	CONCENTRATION UNITS:	
		UG/KG	Q
91-20-3	Naphthalene	200	U
91-57-6	2-Methylnaphthalene	200	U
208-96-8	Acenaphthylene	200	U
83-32-9	Acenaphthene	40	J

PRELIMINARY

1E - FORM I SV-2  
SEMIVOLATILE ORGANICS ANALYSIS DATA SHEET

EPA SAMPLE NO.

E3ZX3

Lab Name: MITKEM LABORATORIES Contract: EP-W-05-030  
 Lab Code: MITKEM Case No.: 38701 Mod. Ref No.: 1760.0 SDG No.: E3MZ9  
 Matrix: (SOIL/SED/WATER) SOIL Lab Sample ID: H1531-14A  
 Sample wt/vol: 30.3 (g/mL) G Lab File ID: S2F9255.D  
 Level: (LOW/MED) LOW Extraction: (Type) SONC  
 % Moisture: 15 Decanted: (Y/N) N Date Received: 08/12/2009  
 Concentrated Extract Volume: 500 (uL) Date Extracted: 08/12/2009  
 Injection Volume: 2.0 (uL) GPC Factor: 2.00 Date Analyzed: 08/14/2009  
 GPC Cleanup: (Y/N) Y pH: 7.5 Dilution Factor: 1.0

CAS NO.	COMPOUND	CONCENTRATION UNITS:		Q
		(ug/L or ug/Kg)	UG/KG	
86-73-7	Fluorene		41	J
85-01-8	Phenanthrene		150	J
120-12-7	Anthracene		200	U
206-44-0	Fluoranthene		130	J
129-00-0	Pyrene		140	J
56-55-3	Benzo(a)anthracene		64	J
218-01-9	Chrysene		65	J
205-99-2	Benzo(b)fluoranthene		64	J
207-08-9	Benzo(k)fluoranthene		200	U
50-32-8	Benzo(a)pyrene		46	J
193-39-5	Indeno(1,2,3-cd)pyrene		200	U
53-70-3	Dibenzo(a,h)anthracene		200	U
191-24-2	Benzo(g,h,i)perylene		200	U

(1) Cannot be separated from Diphenylamine

PRELIMINARY

SOM01.2 (6/2007)

1F - FORM I SV-SIM  
SEMIVOLATILE SIM ORGANICS ANALYSIS DATA SHEET

EPA SAMPLE NO.

E3MZ9

Lab Name: MITKEM LABORATORIES Contract: EP-W-05-030  
 Lab Code: MITKEM Case No.: 38701 Mod. Ref No.: \_\_\_\_\_ SDG No.: E3MZ9  
 Matrix: (SOIL/SED/WATER) SOIL Lab Sample ID: H1531-01A  
 Sample wt/vol: 30.5 (g/mL) G Lab File ID: S5A5234.D  
 Extraction: (Type) SONC  
 % Moisture: 37 Decanted: (Y/N) N Date Received: 08/12/2009  
 Concentrated Extract Volume: 500 (uL) Date Extracted: 08/12/2009  
 Injection Volume: 2.0 (uL) GPC Factor: 2.00 Date Analyzed: 08/13/2009  
 GPC Cleanup: (Y/N) N pH: 7.8 Dilution Factor: 1.0

CAS NO.	COMPOUND	CONCENTRATION UNITS:		Q
		(ug/L or ug/Kg)	UG/KG	
91-20-3	Naphthalene		89	E
91-57-6	2-Methylnaphthalene		37	
208-96-8	Acenaphthylene		21	
83-32-9	Acenaphthene		70	E
86-73-7	Fluorene		100	E
85-01-8	Phenanthrene		690	E
120-12-7	Anthracene		130	E
206-44-0	Fluoranthene		920	E
129-00-0	Pyrene		750	E
56-55-3	Benzo (a) anthracene		430	E
218-01-9	Chrysene		370	E
205-99-2	Benzo (b) fluoranthene		1300	E
207-08-9	Benzo (k) fluoranthene		480	E
50-32-8	Benzo (a) pyrene		930	E
193-39-5	Indeno (1, 2, 3-cd) pyrene		310	E
53-70-3	Dibenzo (a, h) anthracene		60	E
191-24-2	Benzo (g, h, i) perylene		280	E

PRELIMINARY

1F - FORM I SV-SIM  
SEMIVOLATILE SIM ORGANICS ANALYSIS DATA SHEET

EPA SAMPLE NO.

E3MZ9DL

Lab Name: MITKEM LABORATORIES Contract: EP-W-05-030  
 Lab Code: MITKEM Case No.: 38701 Mod. Ref No.: \_\_\_\_\_ SDG No.: E3MZ9  
 Matrix: (SOIL/SED/WATER) SOIL Lab Sample ID: H1531-01ADL  
 Sample wt/vol: 30.5 (g/mL) G Lab File ID: S5A5267.D  
 Extraction: (Type) SONC  
 % Moisture: 37 Decanted: (Y/N) N Date Received: 08/12/2009  
 Concentrated Extract Volume: 500 (uL) Date Extracted: 08/12/2009  
 Injection Volume: 2.0 (uL) GPC Factor: 2.00 Date Analyzed: 08/14/2009  
 GPC Cleanup: (Y/N) N pH: 7.8 Dilution Factor: 8.0

CAS NO.	COMPOUND	CONCENTRATION UNITS:		Q
		(ug/L or ug/Kg)	UG/KG	
91-20-3	Naphthalene		130	D
91-57-6	2-Methylnaphthalene		53	D
208-96-8	Acenaphthylene		41	U
83-32-9	Acenaphthene		91	D
86-73-7	Fluorene		120	D
85-01-8	Phenanthrene		840	DE
120-12-7	Anthracene		170	D
206-44-0	Fluoranthene		1200	DE
129-00-0	Pyrene		1100	DE
56-55-3	Benzo(a)anthracene		500	DE
218-01-9	Chrysene		480	DE
205-99-2	Benzo(b)fluoranthene		700	DE
207-08-9	Benzo(k)fluoranthene		290	D
50-32-8	Benzo(a)pyrene		520	DE
193-39-5	Indeno(1,2,3-cd)pyrene		210	D
53-70-3	Dibenzo(a,h)anthracene		70	D
191-24-2	Benzo(g,h,i)perylene		210	D

PRELIMINARY



1F - FORM I SV-SIM  
SEMIVOLATILE SIM ORGANICS ANALYSIS DATA SHEET

EPA SAMPLE NO.

E3MZ9MS

Lab Name: MITKEM LABORATORIES Contract: EP-W-05-030  
 Lab Code: MITKEM Case No.: 38701 Mod. Ref No.:                      SDG No.: E3MZ9  
 Matrix: (SOIL/SED/WATER) SOIL Lab Sample ID: H1531-01AMS  
 Sample wt/vol: 30.1 (g/mL) G Lab File ID: S5A5235.D  
 Extraction: (Type) SONC  
 % Moisture: 37 Decanted: (Y/N) N Date Received: 08/12/2009  
 Concentrated Extract Volume: 500 (uL) Date Extracted: 08/12/2009  
 Injection Volume: 2.0 (uL) GPC Factor: 2.00 Date Analyzed: 08/13/2009  
 GPC Cleanup: (Y/N) N pH: 7.8 Dilution Factor: 1.0

CAS NO.	COMPOUND	CONCENTRATION UNITS:	
		(ug/L or ug/Kg)	UG/KG
91-20-3	Naphthalene	260	E
91-57-6	2-Methylnaphthalene	110	E
208-96-8	Acenaphthylene	28	
83-32-9	Acenaphthene	190	E
86-73-7	Fluorene	200	E
85-01-8	Phenanthrene	1600	E
120-12-7	Anthracene	280	E
206-44-0	Fluoranthene	84	E
129-00-0	Pyrene	1100	E
56-55-3	Benzo (a) anthracene	470	E
218-01-9	Chrysene	510	E
205-99-2	Benzo (b) fluoranthene	980	E
207-08-9	Benzo (k) fluoranthene	460	E
50-32-8	Benzo (a) pyrene	720	E
193-39-5	Indeno (1, 2, 3-cd) pyrene	240	E
53-70-3	Dibenzo (a, h) anthracene	86	E
191-24-2	Benzo (g, h, i) perylene	230	E

PRELIMINARY

1F - FORM I SV-SIM  
SEMIVOLATILE SIM ORGANICS ANALYSIS DATA SHEET

EPA SAMPLE NO.

E3MZ9MSD

Lab Name: MITKEM LABORATORIES Contract: EP-W-05-030  
 Lab Code: MITKEM Case No.: 38701 Mod. Ref No.: \_\_\_\_\_ SDG No.: E3MZ9  
 Matrix: (SOIL/SED/WATER) SOIL Lab Sample ID: H1531-01AMSD  
 Sample wt/vol: 30.2 (g/mL) G Lab File ID: S5A5236.D  
 Extraction: (Type) SONC  
 % Moisture: 37 Decanted: (Y/N) N Date Received: 08/12/2009  
 Concentrated Extract Volume: 500 (uL) Date Extracted: 08/12/2009  
 Injection Volume: 2.0 (uL) GPC Factor: 2.00 Date Analyzed: 08/13/2009  
 GPC Cleanup: (Y/N) N pH: 7.8 Dilution Factor: 1.0

CAS NO.	COMPOUND	CONCENTRATION UNITS:	
		ug/L or ug/Kg	UG/KG
91-20-3	Naphthalene	220	E
91-57-6	2-Methylnaphthalene	110	E
208-96-8	Acenaphthylene	31	
83-32-9	Acenaphthene	210	E
86-73-7	Fluorene	270	E
85-01-8	Phenanthrene	1600	E
120-12-7	Anthracene	320	E
206-44-0	Fluoranthene	1900	E
129-00-0	Pyrene	1600	E
56-55-3	Benzo (a) anthracene	970	E
218-01-9	Chrysene	810	E
205-99-2	Benzo (b) fluoranthene	1100	E
207-08-9	Benzo (k) fluoranthene	540	E
50-32-8	Benzo (a) pyrene	850	E
193-39-5	Indeno (1, 2, 3-cd) pyrene	280	E
53-70-3	Dibenzo (a, h) anthracene	100	E
191-24-2	Benzo (g, h, i) perylene	240	E

PRELIMINARY

1F - FORM I SV-SIM  
SEMIVOLATILE SIM ORGANICS ANALYSIS DATA SHEET

EPA SAMPLE NO.

E3N00

Lab Name: MITKEM LABORATORIES Contract: EP-W-05-030  
 Lab Code: MITKEM Case No.: 38701 Mod. Ref No.:                      SDG No.: E3MZ9  
 Matrix: (SOIL/SED/WATER) SOIL Lab Sample ID: H1531-02A  
 Sample wt/vol: 30.2 (g/mL) G Lab File ID: S5A5325.D  
 Extraction: (Type) SONC  
 % Moisture: 36 Decanted: (Y/N) N Date Received: 08/12/2009  
 Concentrated Extract Volume: 500 (uL) Date Extracted: 08/12/2009  
 Injection Volume: 2.0 (uL) GPC Factor: 2.00 Date Analyzed: 08/15/2009  
 GPC Cleanup: (Y/N) Y pH: 7.8 Dilution Factor: 1.0

CAS NO.	COMPOUND	CONCENTRATION UNITS:		Q
		(ug/L or ug/Kg)	UG/KG	
91-20-3	Naphthalene		15	
91-57-6	2-Methylnaphthalene		10	
208-96-8	Acenaphthylene		5.1	U
83-32-9	Acenaphthene		18	
86-73-7	Fluorene		32	
85-01-8	Phenanthrene		530	E
120-12-7	Anthracene		120	E
206-44-0	Fluoranthene		390	E
129-00-0	Pyrene		660	E
56-55-3	Benzo(a)anthracene		300	E
218-01-9	Chrysene		320	E
205-99-2	Benzo(b)fluoranthene		230	E
207-08-9	Benzo(k)fluoranthene		95	E
50-32-8	Benzo(a)pyrene		150	E
193-39-5	Indeno(1,2,3-cd)pyrene		53	E
53-70-3	Dibenzo(a,h)anthracene		14	
191-24-2	Benzo(g,h,i)perylene		56	E

PRELIMINARY

1F - FORM I SV-SIM  
SEMIVOLATILE SIM ORGANICS ANALYSIS DATA SHEET

EPA SAMPLE NO.

E3N01

Lab Name: MITKEM LABORATORIES Contract: EP-W-05-030  
 Lab Code: MITKEM Case No.: 38701 Mod. Ref No.: \_\_\_\_\_ SDG No.: E3MZ9  
 Matrix: (SOIL/SED/WATER) SOIL Lab Sample ID: H1531-03A  
 Sample wt/vol: 30.2 (g/mL) G Lab File ID: S5A5326.D  
 Extraction: (Type) SONC  
 % Moisture: 39 Decanted: (Y/N) N Date Received: 08/12/2009  
 Concentrated Extract Volume: 500 (uL) Date Extracted: 08/12/2009  
 Injection Volume: 2.0 (uL) GPC Factor: 2.00 Date Analyzed: 08/15/2009  
 GPC Cleanup: (Y/N) Y pH: 7.8 Dilution Factor: 1.0

CAS NO.	COMPOUND	CONCENTRATION UNITS:		Q
		(ug/L or ug/Kg)	UG/KG	
91-20-3	Naphthalene		15	
91-57-6	2-Methylnaphthalene		11	
208-96-8	Acenaphthylene		5.4	U
83-32-9	Acenaphthene		19	
86-73-7	Fluorene		32	
85-01-8	Phenanthrene		300	E
120-12-7	Anthracene		60	E
206-44-0	Fluoranthene		470	E
129-00-0	Pyrene		430	E
56-55-3	Benzo(a)anthracene		190	E
218-01-9	Chrysene		210	E
205-99-2	Benzo(b)fluoranthene		250	E
207-08-9	Benzo(k)fluoranthene		98	E
50-32-8	Benzo(a)pyrene		170	E
193-39-5	Indeno(1,2,3-cd)pyrene		50	
53-70-3	Dibenzo(a,h)anthracene		15	
191-24-2	Benzo(g,h,i)perylene		52	

PRELIMINARY

1F - FORM I SV-SIM  
SEMIVOLATILE SIM ORGANICS ANALYSIS DATA SHEET

EPA SAMPLE NO.

E3N02

Lab Name: MITKEM LABORATORIES Contract: EP-W-05-030  
 Lab Code: MITKEM Case No.: 38701 Mod. Ref No.: \_\_\_\_\_ SDG No.: E3MZ9  
 Matrix: (SOIL/SED/WATER) SOIL Lab Sample ID: H1531-04A  
 Sample wt/vol: 30.3 (g/mL) G Lab File ID: S5A5327.D  
 Extraction: (Type) SONC  
 % Moisture: 12 Decanted: (Y/N) N Date Received: 08/12/2009  
 Concentrated Extract Volume: 500 (uL) Date Extracted: 08/12/2009  
 Injection Volume: 2.0 (uL) GPC Factor: 2.00 Date Analyzed: 08/15/2009  
 GPC Cleanup: (Y/N) Y pH: 8.0 Dilution Factor: 1.0

CAS NO.	COMPOUND	CONCENTRATION UNITS:		Q
		(ug/L or ug/Kg)	UG/KG	
91-20-3	Naphthalene		3.7	U
91-57-6	2-Methylnaphthalene		3.7	U
208-96-8	Acenaphthylene		3.7	U
83-32-9	Acenaphthene		3.7	U
86-73-7	Fluorene		3.7	U
85-01-8	Phenanthrene		3.7	U
120-12-7	Anthracene		3.7	U
206-44-0	Fluoranthene		3.7	U
129-00-0	Pyrene		3.7	U
56-55-3	Benzo(a)anthracene		3.7	U
218-01-9	Chrysene		3.7	U
205-99-2	Benzo(b)fluoranthene		3.7	U
207-08-9	Benzo(k)fluoranthene		3.7	U
50-32-8	Benzo(a)pyrene		3.7	U
193-39-5	Indeno(1,2,3-cd)pyrene		3.7	U
53-70-3	Dibenzo(a,h)anthracene		3.7	U
191-24-2	Benzo(g,h,i)perylene		3.7	U

PRELIMINARY

1F - FORM I SV-SIM  
SEMIVOLATILE SIM ORGANICS ANALYSIS DATA SHEET

EPA SAMPLE NO.

E3ZT7

Lab Name: MITKEM LABORATORIES Contract: EP-W-05-030  
 Lab Code: MITKEM Case No.: 38701 Mod. Ref No.: \_\_\_\_\_ SDG No.: E3MZ9  
 Matrix: (SOIL/SED/WATER) SOIL Lab Sample ID: H1531-15A  
 Sample wt/vol: 30.1 (g/mL) G Lab File ID: S5A5337.D  
 Extraction: (Type) SONC  
 % Moisture: 37 Decanted: (Y/N) N Date Received: 08/12/2009  
 Concentrated Extract Volume: 500 (uL) Date Extracted: 08/12/2009  
 Injection Volume: 2.0 (uL) GPC Factor: 2.00 Date Analyzed: 08/16/2009  
 GPC Cleanup: (Y/N) Y pH: 7.6 Dilution Factor: 8.0

CAS NO.	COMPOUND	CONCENTRATION UNITS:	
		(ug/L or ug/Kg)	UG/KG
91-20-3	Naphthalene	220	
91-57-6	2-Methylnaphthalene	530	E
208-96-8	Acenaphthylene	120	
83-32-9	Acenaphthene	980	E
86-73-7	Fluorene	1600	E
85-01-8	Phenanthrene	6100	E
120-12-7	Anthracene	2500	E
206-44-0	Fluoranthene	6600	E
129-00-0	Pyrene	5100	E
56-55-3	Benzo (a) anthracene	3300	E
218-01-9	Chrysene	3700	E
205-99-2	Benzo (b) fluoranthene	6800	E
207-08-9	Benzo (k) fluoranthene	3000	E
50-32-8	Benzo (a) pyrene	3900	E
193-39-5	Indeno (1, 2, 3-cd) pyrene	1300	E
53-70-3	Dibenzo (a, h) anthracene	470	E
191-24-2	Benzo (g, h, i) perylene	1300	E

PRELIMINARY

1F - FORM I SV-SIM  
SEMIVOLATILE SIM ORGANICS ANALYSIS DATA SHEET

EPA SAMPLE NO.

E3ZT8

Lab Name: MITKEM LABORATORIES Contract: EP-W-05-030  
 Lab Code: MITKEM Case No.: 38701 Mod. Ref No.: \_\_\_\_\_ SDG No.: E3MZ9  
 Matrix: (SOIL/SED/WATER) SOIL Lab Sample ID: H1531-16A  
 Sample wt/vol: 30.5 (g/mL) G Lab File ID: S5A5338.D  
 Extraction: (Type) SONC  
 % Moisture: 27 Decanted: (Y/N) N Date Received: 08/12/2009  
 Concentrated Extract Volume: 500 (uL) Date Extracted: 08/12/2009  
 Injection Volume: 2.0 (uL) GPC Factor: 2.00 Date Analyzed: 08/16/2009  
 GPC Cleanup: (Y/N) Y pH: 7.6 Dilution Factor: 8.0

CAS NO.	COMPOUND	CONCENTRATION UNITS:		Q
		(ug/L or ug/Kg)	UG/KG	
91-20-3	Naphthalene		160	
91-57-6	2-Methylnaphthalene		170	
208-96-8	Acenaphthylene		93	
83-32-9	Acenaphthene		340	
86-73-7	Fluorene		600	E
85-01-8	Phenanthrene		4100	E
120-12-7	Anthracene		1400	E
206-44-0	Fluoranthene		5200	E
129-00-0	Pyrene		4600	E
56-55-3	Benzo(a)anthracene		1900	E
218-01-9	Chrysene		2000	E
205-99-2	Benzo(b)fluoranthene		2400	E
207-08-9	Benzo(k)fluoranthene		1300	E
50-32-8	Benzo(a)pyrene		1600	E
193-39-5	Indeno(1,2,3-cd)pyrene		440	E
53-70-3	Dibenzo(a,h)anthracene		160	
191-24-2	Benzo(g,h,i)perylene		510	E

PRELIMINARY

1F - FORM I SV-SIM  
SEMIVOLATILE SIM ORGANICS ANALYSIS DATA SHEET

EPA SAMPLE NO.

E3ZT9

Lab Name: MITKEM LABORATORIES Contract: EP-W-05-030  
 Lab Code: MITKEM Case No.: 38701 Mod. Ref No.: \_\_\_\_\_ SDG No.: E3MZ9  
 Matrix: (SOIL/SED/WATER) SOIL Lab Sample ID: H1531-17A  
 Sample wt/vol: 30.3 (g/mL) G Lab File ID: S5A5331.D  
 Extraction: (Type) SONC  
 % Moisture: 18 Decanted: (Y/N) N Date Received: 08/12/2009  
 Concentrated Extract Volume: 500 (uL) Date Extracted: 08/12/2009  
 Injection Volume: 2.0 (uL) GPC Factor: 2.00 Date Analyzed: 08/15/2009  
 GPC Cleanup: (Y/N) Y pH: 7.8 Dilution Factor: 1.0

CAS NO.	COMPOUND	CONCENTRATION UNITS:	
		(ug/L or ug/Kg)	UG/KG
91-20-3	Naphthalene	4.0	U
91-57-6	2-Methylnaphthalene	4.0	U
208-96-8	Acenaphthylene	4.0	U
83-32-9	Acenaphthene	4.0	U
86-73-7	Fluorene	4.0	U
85-01-8	Phenanthrene	4.0	U
120-12-7	Anthracene	4.0	U
206-44-0	Fluoranthene	4.0	U
129-00-0	Pyrene	4.0	U
56-55-3	Benzo(a)anthracene	4.0	U
218-01-9	Chrysene	4.0	U
205-99-2	Benzo(b)fluoranthene	4.0	U
207-08-9	Benzo(k)fluoranthene	4.0	U
50-32-8	Benzo(a)pyrene	4.0	U
193-39-5	Indeno(1,2,3-cd)pyrene	4.0	U
53-70-3	Dibenzo(a,h)anthracene	4.0	U
191-24-2	Benzo(g,h,i)perylene	4.0	U

PRELIMINARY



1F - FORM I SV-SIM  
SEMIVOLATILE SIM ORGANICS ANALYSIS DATA SHEET

EPA SAMPLE NO.

E3ZW1

Lab Name: MITKEM LABORATORIES Contract: EP-W-05-030  
 Lab Code: MITKEM Case No.: 38701 Mod. Ref No.: \_\_\_\_\_ SDG No.: E3MZ9  
 Matrix: (SOIL/SED/WATER) SOIL Lab Sample ID: H1531-19A  
 Sample wt/vol: 30.3 (g/mL) G Lab File ID: S5A5332.D  
 Extraction: (Type) SONC  
 % Moisture: 29 Decanted: (Y/N) N Date Received: 08/12/2009  
 Concentrated Extract Volume: 500 (uL) Date Extracted: 08/12/2009  
 Injection Volume: 2.0 (uL) GPC Factor: 2.00 Date Analyzed: 08/15/2009  
 GPC Cleanup: (Y/N) Y pH: 7.3 Dilution Factor: 8.0

CAS NO.	COMPOUND	CONCENTRATION UNITS:		Q
		(ug/L or ug/Kg)	UG/KG	
91-20-3	Naphthalene		350	
91-57-6	2-Methylnaphthalene		340	
208-96-8	Acenaphthylene		74	
83-32-9	Acenaphthene		350	
86-73-7	Fluorene		480	E
85-01-8	Phenanthrene		2900	E
120-12-7	Anthracene		610	E
206-44-0	Fluoranthene		3600	E
129-00-0	Pyrene		3000	E
56-55-3	Benzo(a)anthracene		1000	E
218-01-9	Chrysene		1200	E
205-99-2	Benzo(b)fluoranthene		1300	E
207-08-9	Benzo(k)fluoranthene		640	E
50-32-8	Benzo(a)pyrene		910	E
193-39-5	Indeno(1,2,3-cd)pyrene		260	
53-70-3	Dibenzo(a,h)anthracene		89	
191-24-2	Benzo(g,h,i)perylene		270	

PRELIMINARY

1F - FORM I SV-SIM  
SEMIVOLATILE SIM ORGANICS ANALYSIS DATA SHEET

EPA SAMPLE NO.

E3ZW2

Lab Name: MITKEM LABORATORIES Contract: EP-W-05-030  
 Lab Code: MITKEM Case No.: 38701 Mod. Ref No.: \_\_\_\_\_ SDG No.: E3MZ9  
 Matrix: (SOIL/SED/WATER) SOIL Lab Sample ID: H1531-20A  
 Sample wt/vol: 30.0 (g/mL) G Lab File ID: S5A5333.D  
 Extraction: (Type) SONC  
 % Moisture: 20 Decanted: (Y/N) N Date Received: 08/12/2009  
 Concentrated Extract Volume: 500 (uL) Date Extracted: 08/12/2009  
 Injection Volume: 2.0 (uL) GPC Factor: 2.00 Date Analyzed: 08/16/2009  
 GPC Cleanup: (Y/N) Y pH: 7.6 Dilution Factor: 1.0

CAS NO.	COMPOUND	CONCENTRATION UNITS:	
		(ug/L or ug/Kg)	UG/KG
91-20-3	Naphthalene	120	E
91-57-6	2-Methylnaphthalene	63	E
208-96-8	Acenaphthylene	9.7	
83-32-9	Acenaphthene	39	
86-73-7	Fluorene	61	E
85-01-8	Phenanthrene	310	E
120-12-7	Anthracene	67	E
206-44-0	Fluoranthene	330	E
129-00-0	Pyrene	370	E
56-55-3	Benzo(a)anthracene	180	E
218-01-9	Chrysene	220	E
205-99-2	Benzo(b)fluoranthene	220	E
207-08-9	Benzo(k)fluoranthene	86	E
50-32-8	Benzo(a)pyrene	150	E
193-39-5	Indeno(1,2,3-cd)pyrene	44	E
53-70-3	Dibenzo(a,h)anthracene	15	
191-24-2	Benzo(g,h,i)perylene	49	E

PRELIMINARY

1F - FORM I SV-SIM  
SEMIVOLATILE SIM ORGANICS ANALYSIS DATA SHEET

EPA SAMPLE NO.

E3ZW4

Lab Name: MITKEM LABORATORIES Contract: EP-W-05-030  
 Lab Code: MITKEM Case No.: 38701 Mod. Ref No.: \_\_\_\_\_ SDG No.: E3MZ9  
 Matrix: (SOIL/SED/WATER) SOIL Lab Sample ID: H1531-05A  
 Sample wt/vol: 30.5 (g/mL) G Lab File ID: S5A5334.D  
 Extraction: (Type) SONC  
 % Moisture: 45 Decanted: (Y/N) N Date Received: 08/12/2009  
 Concentrated Extract Volume: 500 (uL) Date Extracted: 08/12/2009  
 Injection Volume: 2.0 (uL) GPC Factor: 2.00 Date Analyzed: 08/16/2009  
 GPC Cleanup: (Y/N) Y pH: 7.1 Dilution Factor: 8.0

CAS NO.	COMPOUND	CONCENTRATION UNITS:		Q
		(ug/L or ug/Kg)	UG/KG	
91-20-3	Naphthalene		49	
91-57-6	2-Methylnaphthalene		97	
208-96-8	Acenaphthylene		37	J
83-32-9	Acenaphthene		230	
86-73-7	Fluorene		360	
85-01-8	Phenanthrene		3100	E
120-12-7	Anthracene		620	E
206-44-0	Fluoranthene		4400	E
129-00-0	Pyrene		5100	E
56-55-3	Benzo(a)anthracene		2100	E
218-01-9	Chrysene		2900	E
205-99-2	Benzo(b)fluoranthene		3400	E
207-08-9	Benzo(k)fluoranthene		1600	E
50-32-8	Benzo(a)pyrene		2000	E
193-39-5	Indeno(1,2,3-cd)pyrene		650	E
53-70-3	Dibenzo(a,h)anthracene		200	
191-24-2	Benzo(g,h,i)perylene		660	E

PRELIMINARY

1F - FORM I SV-SIM  
SEMIVOLATILE SIM ORGANICS ANALYSIS DATA SHEET

EPA SAMPLE NO.

E3ZW5

Lab Name: MITKEM LABORATORIES Contract: EP-W-05-030  
 Lab Code: MITKEM Case No.: 38701 Mod. Ref No.: \_\_\_\_\_ SDG No.: E3MZ9  
 Matrix: (SOIL/SED/WATER) SOIL Lab Sample ID: H1531-06A  
 Sample wt/vol: 30.4 (g/mL) G Lab File ID: S5A5335.D  
 Extraction: (Type) SONC  
 % Moisture: 43 Decanted: (Y/N) N Date Received: 08/12/2009  
 Concentrated Extract Volume: 500 (uL) Date Extracted: 08/12/2009  
 Injection Volume: 2.0 (uL) GPC Factor: 2.00 Date Analyzed: 08/16/2009  
 GPC Cleanup: (Y/N) Y pH: 7.2 Dilution Factor: 8.0

CAS NO.	COMPOUND	CONCENTRATION UNITS:		Q
		(ug/L or ug/Kg)	UG/KG	
91-20-3	Naphthalene		170	
91-57-6	2-Methylnaphthalene		160	
208-96-8	Acenaphthylene		61	
83-32-9	Acenaphthene		540	E
86-73-7	Fluorene		780	E
85-01-8	Phenanthrene		5600	E
120-12-7	Anthracene		1400	E
206-44-0	Fluoranthene		6300	E
129-00-0	Pyrene		7600	E
56-55-3	Benzo (a) anthracene		3900	E
218-01-9	Chrysene		4700	E
205-99-2	Benzo (b) fluoranthene		4100	E
207-08-9	Benzo (k) fluoranthene		1400	E
50-32-8	Benzo (a) pyrene		2300	E
193-39-5	Indeno (1, 2, 3-cd) pyrene		730	E
53-70-3	Dibenzo (a, h) anthracene		240	
191-24-2	Benzo (g, h, i) perylene		760	E

PRELIMINARY

1F - FORM I SV-SIM  
SEMIVOLATILE SIM ORGANICS ANALYSIS DATA SHEET

EPA SAMPLE NO.

E3ZW6

Lab Name: MITKEM LABORATORIES Contract: EP-W-05-030  
 Lab Code: MITKEM Case No.: 38701 Mod. Ref No.: \_\_\_\_\_ SDG No.: E3MZ9  
 Matrix: (SOIL/SED/WATER) SOIL Lab Sample ID: H1531-07A  
 Sample wt/vol: 30.4 (g/mL) G Lab File ID: S5A5240.D  
 Extraction: (Type) SONC  
 % Moisture: 32 Decanted: (Y/N) N Date Received: 08/12/2009  
 Concentrated Extract Volume: 500 (uL) Date Extracted: 08/12/2009  
 Injection Volume: 2.0 (uL) GPC Factor: 2.00 Date Analyzed: 08/13/2009  
 GPC Cleanup: (Y/N) N pH: 7.9 Dilution Factor: 1.0

CAS NO.	COMPOUND	CONCENTRATION UNITS:		Q
		(ug/L or ug/Kg)	UG/KG	
91-20-3	Naphthalene		110	E
91-57-6	2-Methylnaphthalene		60	E
208-96-8	Acenaphthylene		35	
83-32-9	Acenaphthene		86	E
86-73-7	Fluorene		150	E
85-01-8	Phenanthrene		930	E
120-12-7	Anthracene		180	E
206-44-0	Fluoranthene		1100	E
129-00-0	Pyrene		2000	E
56-55-3	Benzo(a)anthracene		870	E
218-01-9	Chrysene		870	E
205-99-2	Benzo(b)fluoranthene		1400	E
207-08-9	Benzo(k)fluoranthene		460	E
50-32-8	Benzo(a)pyrene		840	E
193-39-5	Indeno(1,2,3-cd)pyrene		290	E
53-70-3	Dibenzo(a,h)anthracene		85	E
191-24-2	Benzo(g,h,i)perylene		270	E

PRELIMINARY

1F - FORM I SV-SIM  
SEMIVOLATILE SIM ORGANICS ANALYSIS DATA SHEET

EPA SAMPLE NO.

E3ZW6DL

Lab Name: MITKEM LABORATORIES Contract: EP-W-05-030  
 Lab Code: MITKEM Case No.: 38701 Mod. Ref No.:                      SDG No.: E3MZ9  
 Matrix: (SOIL/SED/WATER) SOIL Lab Sample ID: H1531-07ADL  
 Sample wt/vol: 30.4 (g/mL) G Lab File ID: S5A5269.D  
 Extraction: (Type) SONC  
 % Moisture: 32 Decanted: (Y/N) N Date Received: 08/12/2009  
 Concentrated Extract Volume: 500 (uL) Date Extracted: 08/12/2009  
 Injection Volume: 2.0 (uL) GPC Factor: 2.00 Date Analyzed: 08/14/2009  
 GPC Cleanup: (Y/N) N pH: 7.9 Dilution Factor: 8.0

CAS NO.	COMPOUND	CONCENTRATION UNITS:		Q
		(ug/L or ug/Kg)	UG/KG	
91-20-3	Naphthalene		170	D
91-57-6	2-Methylnaphthalene		88	D
208-96-8	Acenaphthylene		51	D
83-32-9	Acenaphthene		120	D
86-73-7	Fluorene		190	D
85-01-8	Phenanthrene		1400	DE
120-12-7	Anthracene		260	D
206-44-0	Fluoranthene		1900	DE
129-00-0	Pyrene		1500	DE
56-55-3	Benzo(a)anthracene		710	DE
218-01-9	Chrysene		730	DE
205-99-2	Benzo(b)fluoranthene		970	DE
207-08-9	Benzo(k)fluoranthene		470	DE
50-32-8	Benzo(a)pyrene		810	DE
193-39-5	Indeno(1,2,3-cd)pyrene		320	D
53-70-3	Dibenzo(a,h)anthracene		120	D
191-24-2	Benzo(g,h,i)perylene		310	D

PRELIMINARY

SOM01.2 (6/2007)

1F - FORM I SV-SIM  
SEMIVOLATILE SIM ORGANICS ANALYSIS DATA SHEET

EPA SAMPLE NO.

E3ZW7

Lab Name: MITKEM LABORATORIES Contract: EP-W-05-030  
 Lab Code: MITKEM Case No.: 38701 Mod. Ref No.: \_\_\_\_\_ SDG No.: E3MZ9  
 Matrix: (SOIL/SED/WATER) SOIL Lab Sample ID: H1531-08A  
 Sample wt/vol: 30.1 (g/mL) G Lab File ID: S5A5328.D  
 Extraction: (Type) SONC  
 % Moisture: 33 Decanted: (Y/N) N Date Received: 08/12/2009  
 Concentrated Extract Volume: 500 (uL) Date Extracted: 08/12/2009  
 Injection Volume: 2.0 (uL) GPC Factor: 2.00 Date Analyzed: 08/15/2009  
 GPC Cleanup: (Y/N) Y pH: 7.6 Dilution Factor: 4.0

CAS NO.	COMPOUND	CONCENTRATION UNITS:		Q
		(ug/L or ug/Kg)	UG/KG	
91-20-3	Naphthalene		220	E
91-57-6	2-Methylnaphthalene		130	
208-96-8	Acenaphthylene		36	
83-32-9	Acenaphthene		130	
86-73-7	Fluorene		210	E
85-01-8	Phenanthrene		1500	E
120-12-7	Anthracene		310	E
206-44-0	Fluoranthene		2000	E
129-00-0	Pyrene		1000	E
56-55-3	Benzo(a)anthracene		440	E
218-01-9	Chrysene		500	E
205-99-2	Benzo(b)fluoranthene		1100	E
207-08-9	Benzo(k)fluoranthene		470	E
50-32-8	Benzo(a)pyrene		700	E
193-39-5	Indeno(1,2,3-cd)pyrene		210	E
53-70-3	Dibenzo(a,h)anthracene		75	
191-24-2	Benzo(g,h,i)perylene		220	E

PRELIMINARY

SOM01.2 (6/2007)

1F - FORM I SV-SIM  
SEMIVOLATILE SIM ORGANICS ANALYSIS DATA SHEET

EPA SAMPLE NO.

E3ZW8

Lab Name: MITKEM LABORATORIES Contract: EP-W-05-030  
 Lab Code: MITKEM Case No.: 38701 Mod. Ref No.: \_\_\_\_\_ SDG No.: E3MZ9  
 Matrix: (SOIL/SED/WATER) SOIL Lab Sample ID: H1531-09A  
 Sample wt/vol: 30.1 (g/mL) G Lab File ID: S5A5329.D  
 Extraction: (Type) SONC  
 % Moisture: 23 Decanted: (Y/N) N Date Received: 08/12/2009  
 Concentrated Extract Volume: 500 (uL) Date Extracted: 08/12/2009  
 Injection Volume: 2.0 (uL) GPC Factor: 2.00 Date Analyzed: 08/15/2009  
 GPC Cleanup: (Y/N) Y pH: 7.9 Dilution Factor: 1.0

CAS NO.	COMPOUND	CONCENTRATION UNITS:	
		(ug/L or ug/Kg)	UG/KG
91-20-3	Naphthalene	4.3	U
91-57-6	2-Methylnaphthalene	4.3	U
208-96-8	Acenaphthylene	4.3	U
83-32-9	Acenaphthene	4.3	U
86-73-7	Fluorene	4.3	U
85-01-8	Phenanthrene	5.1	
120-12-7	Anthracene	4.3	U
206-44-0	Fluoranthene	4.3	U
129-00-0	Pyrene	5.5	
56-55-3	Benzo(a)anthracene	4.3	U
218-01-9	Chrysene	4.3	U
205-99-2	Benzo(b)fluoranthene	4.3	U
207-08-9	Benzo(k)fluoranthene	4.3	U
50-32-8	Benzo(a)pyrene	4.3	U
193-39-5	Indeno(1,2,3-cd)pyrene	4.3	U
53-70-3	Dibenzo(a,h)anthracene	4.3	U
191-24-2	Benzo(g,h,i)perylene	4.3	U

PRELIMINARY



1F - FORM I SV-SIM  
SEMIVOLATILE SIM ORGANICS ANALYSIS DATA SHEET

EPA SAMPLE NO.

E3ZX2

Lab Name: MITKEM LABORATORIES Contract: EP-W-05-030  
 Lab Code: MITKEM Case No.: 38701 Mod. Ref No.: \_\_\_\_\_ SDG No.: E3MZ9  
 Matrix: (SOIL/SED/WATER) SOIL Lab Sample ID: H1531-13A  
 Sample wt/vol: 30.2 (g/mL) G Lab File ID: S5A5336.D  
 Extraction: (Type) SONC  
 % Moisture: 33 Decanted: (Y/N) N Date Received: 08/12/2009  
 Concentrated Extract Volume: 500 (uL) Date Extracted: 08/12/2009  
 Injection Volume: 2.0 (uL) GPC Factor: 2.00 Date Analyzed: 08/16/2009  
 GPC Cleanup: (Y/N) Y pH: 7.6 Dilution Factor: 8.0

CAS NO.	COMPOUND	CONCENTRATION UNITS:		Q
		(ug/L or ug/Kg)	UG/KG	
91-20-3	Naphthalene		410	E
91-57-6	2-Methylnaphthalene		380	
208-96-8	Acenaphthylene		110	
83-32-9	Acenaphthene		780	E
86-73-7	Fluorene		1100	E
85-01-8	Phenanthrene		5500	E
120-12-7	Anthracene		1900	E
206-44-0	Fluoranthene		6200	E
129-00-0	Pyrene		4100	E
56-55-3	Benzo(a)anthracene		2400	E
218-01-9	Chrysene		2600	E
205-99-2	Benzo(b)fluoranthene		3200	E
207-08-9	Benzo(k)fluoranthene		1600	E
50-32-8	Benzo(a)pyrene		2100	E
193-39-5	Indeno(1,2,3-cd)pyrene		620	E
53-70-3	Dibenzo(a,h)anthracene		220	
191-24-2	Benzo(g,h,i)perylene		600	E

PRELIMINARY

1F - FORM I SV-SIM  
SEMIVOLATILE SIM ORGANICS ANALYSIS DATA SHEET

EPA SAMPLE NO.

E3ZX3

Lab Name: MITKEM LABORATORIES Contract: EP-W-05-030  
 Lab Code: MITKEM Case No.: 38701 Mod. Ref No.: \_\_\_\_\_ SDG No.: E3MZ9  
 Matrix: (SOIL/SED/WATER) SOIL Lab Sample ID: H1531-14A  
 Sample wt/vol: 30.3 (g/mL) G Lab File ID: S5A5330.D  
 Extraction: (Type) SONC  
 % Moisture: 15 Decanted: (Y/N) N Date Received: 08/12/2009  
 Concentrated Extract Volume: 500 (uL) Date Extracted: 08/12/2009  
 Injection Volume: 2.0 (uL) GPC Factor: 2.00 Date Analyzed: 08/15/2009  
 GPC Cleanup: (Y/N) Y pH: 7.5 Dilution Factor: 1.0

CAS NO.	COMPOUND	CONCENTRATION UNITS:		Q
		(ug/L or ug/Kg)	UG/KG	
91-20-3	Naphthalene		5.9	
91-57-6	2-Methylnaphthalene		10	
208-96-8	Acenaphthylene		3.8	U
83-32-9	Acenaphthene		29	
86-73-7	Fluorene		42	E
85-01-8	Phenanthrene		200	E
120-12-7	Anthracene		34	
206-44-0	Fluoranthene		230	E
129-00-0	Pyrene		220	E
56-55-3	Benzo(a)anthracene		73	E
218-01-9	Chrysene		94	E
205-99-2	Benzo(b)fluoranthene		70	E
207-08-9	Benzo(k)fluoranthene		34	
50-32-8	Benzo(a)pyrene		51	E
193-39-5	Indeno(1,2,3-cd)pyrene		14	
53-70-3	Dibenzo(a,h)anthracene		4.8	
191-24-2	Benzo(g,h,i)perylene		14	

PRELIMINARY

1H - FORM I ARO  
 AROCLOR ORGANICS ANALYSIS DATA SHEET

EPA SAMPLE NO.

E3N10

Lab Name: MITKEM LABORATORIES Contract: EP-W-05-030  
 Lab Code: MITKEM Case No.: 38701 Mod. Ref No.:                      SDG No.: E3N10  
 Matrix: (SOIL/SED/WATER) SOIL Lab Sample ID: H1545-01A  
 Sample wt/vol: 30.1 (g/mL) G Lab File ID: E5F0886F.D/E5F0886R.D  
 % Moisture: 46 Decanted: (Y/N) N Date Received: 08/13/2009  
 Extraction: (Type) SONC Date Extracted: 08/13/2009  
 Concentrated Extract Volume: 10000 (uL) Date Analyzed: 08/15/2009  
 Injection Volume: 1.0 (uL) GPC Factor: 1.00 Dilution Factor: 1.0  
 GPC Cleanup: (Y/N) N pH: 7.8 Sulfur Cleanup: (Y/N) Y  
 Acid Cleanup: (Y/N) Y

CAS NO.	COMPOUND	CONCENTRATION UNITS: <u>UG/KG</u>	
		(ug/L or ug/Kg)	<u>Q</u>
12674-11-2	Aroclor-1016	61	U
11104-28-2	Aroclor-1221	61	U
11141-16-5	Aroclor-1232	61	U
53469-21-9	Aroclor-1242	61	U
12672-29-6	Aroclor-1248	110	
11097-69-1	Aroclor-1254	190	
11096-82-5	Aroclor-1260	61	U
37324-23-5	Aroclor-1262	61	U
11100-14-4	Aroclor-1268	61	U

PRELIMINARY

1H - FORM I ARO  
 AROCLOR ORGANICS ANALYSIS DATA SHEET

EPA SAMPLE NO.

E3N11

Lab Name: MITKEM LABORATORIES Contract: EP-W-05-030  
 Lab Code: MITKEM Case No.: 38701 Mod. Ref No.:                      SDG No.: E3N10  
 Matrix: (SOIL/SED/WATER) SOIL Lab Sample ID: H1545-02A  
 Sample wt/vol: 30.1 (g/mL) G Lab File ID: E5F0887F.D/E5F0887R.D  
 % Moisture: 37 Decanted: (Y/N) N Date Received: 08/13/2009  
 Extraction: (Type) SONC Date Extracted: 08/13/2009  
 Concentrated Extract Volume: 10000 (uL) Date Analyzed: 08/15/2009  
 Injection Volume: 1.0 (uL) GPC Factor: 1.00 Dilution Factor: 1.0  
 GPC Cleanup: (Y/N) N pH: 8.0 Sulfur Cleanup: (Y/N) Y  
 Acid Cleanup: (Y/N) Y

CAS NO.	COMPOUND	CONCENTRATION UNITS: <u>UG/KG</u>	
		(ug/L or ug/Kg)	<u>Q</u>
12674-11-2	Aroclor-1016	52	U
11104-28-2	Aroclor-1221	52	U
11141-16-5	Aroclor-1232	52	U
53469-21-9	Aroclor-1242	52	U
12672-29-6	Aroclor-1248	52	U
11097-69-1	Aroclor-1254	32	PJ
11096-82-5	Aroclor-1260	52	U
37324-23-5	Aroclor-1262	52	U
11100-14-4	Aroclor-1268	52	U

PRELIMINARY

1H - FORM I ARO  
 AROCLOR ORGANICS ANALYSIS DATA SHEET

EPA SAMPLE NO.

E3N12

Lab Name: MITKEM LABORATORIES Contract: EP-W-05-030  
 Lab Code: MITKEM Case No.: 38701 Mod. Ref No.: \_\_\_\_\_ SDG No.: E3N10  
 Matrix: (SOIL/SED/WATER) SOIL Lab Sample ID: H1545-03A  
 Sample wt/vol: 30.2 (g/mL) G Lab File ID: E5F0888F.D/E5F0888R.D  
 % Moisture: 39 Decanted: (Y/N) N Date Received: 08/13/2009  
 Extraction: (Type) SONC Date Extracted: 08/13/2009  
 Concentrated Extract Volume: 10000 (uL) Date Analyzed: 08/15/2009  
 Injection Volume: 1.0 (uL) GPC Factor: 1.00 Dilution Factor: 1.0  
 GPC Cleanup: (Y/N) N pH: 8.1 Sulfur Cleanup: (Y/N) Y  
 Acid Cleanup: (Y/N) Y

CAS NO.	COMPOUND	CONCENTRATION UNITS: <u>UG/KG</u>	
		(ug/L or ug/Kg)	<u>Q</u>
12674-11-2	Aroclor-1016	54	U
11104-28-2	Aroclor-1221	54	U
11141-16-5	Aroclor-1232	54	U
53469-21-9	Aroclor-1242	54	U
12672-29-6	Aroclor-1248	54	U
11097-69-1	Aroclor-1254	93	P
11096-82-5	Aroclor-1260	54	U
37324-23-5	Aroclor-1262	54	U
11100-14-4	Aroclor-1268	54	U

PRELIMINARY

1H - FORM I ARO  
 AROCLOR ORGANICS ANALYSIS DATA SHEET

EPA SAMPLE NO.

E3N13

Lab Name: MITKEM LABORATORIES Contract: EP-W-05-030  
 Lab Code: MITKEM Case No.: 38701 Mod. Ref No.: \_\_\_\_\_ SDG No.: E3N10  
 Matrix: (SOIL/SED/WATER) SOIL Lab Sample ID: H1545-04A  
 Sample wt/vol: 30.3 (g/mL) G Lab File ID: E5F0890F.D/E5F0890R.D  
 % Moisture: 19 Decanted: (Y/N) N Date Received: 08/13/2009  
 Extraction: (Type) SONC Date Extracted: 08/13/2009  
 Concentrated Extract Volume: 10000 (uL) Date Analyzed: 08/15/2009  
 Injection Volume: 1.0 (uL) GPC Factor: 1.00 Dilution Factor: 1.0  
 GPC Cleanup: (Y/N) N pH: 8.0 Sulfur Cleanup: (Y/N) Y  
 Acid Cleanup: (Y/N) Y

CAS NO.	COMPOUND	CONCENTRATION UNITS: <u>UG/KG</u>	
		(ug/L or ug/Kg)	<u>Q</u>
12674-11-2	Aroclor-1016	40	U
11104-28-2	Aroclor-1221	40	U
11141-16-5	Aroclor-1232	40	U
53469-21-9	Aroclor-1242	40	U
12672-29-6	Aroclor-1248	40	U
11097-69-1	Aroclor-1254	40	U
11096-82-5	Aroclor-1260	40	U
37324-23-5	Aroclor-1262	40	U
11100-14-4	Aroclor-1268	40	U

**PRELIMINARY**

1H - FORM I ARO  
 AROCLOR ORGANICS ANALYSIS DATA SHEET

EPA SAMPLE NO.

E3N14

Lab Name: MITKEM LABORATORIES Contract: EP-W-05-030  
 Lab Code: MITKEM Case No.: 38701 Mod. Ref No.: \_\_\_\_\_ SDG No.: E3N10  
 Matrix: (SOIL/SED/WATER) SOIL Lab Sample ID: H1545-05A  
 Sample wt/vol: 30.2 (g/mL) G Lab File ID: E5F0891F.D/E5F0891R.D  
 % Moisture: 39 Decanted: (Y/N) N Date Received: 08/13/2009  
 Extraction: (Type) SONC Date Extracted: 08/13/2009  
 Concentrated Extract Volume: 10000 (uL) Date Analyzed: 08/15/2009  
 Injection Volume: 1.0 (uL) GPC Factor: 1.00 Dilution Factor: 1.0  
 GPC Cleanup: (Y/N) N pH: 7.2 Sulfur Cleanup: (Y/N) Y  
 Acid Cleanup: (Y/N) Y

CAS NO.	COMPOUND	CONCENTRATION UNITS: <u>UG/KG</u>	
		(ug/L or ug/Kg)	<u>Q</u>
12674-11-2	Aroclor-1016	54	U
11104-28-2	Aroclor-1221	54	U
11141-16-5	Aroclor-1232	54	U
53469-21-9	Aroclor-1242	54	U
12672-29-6	Aroclor-1248	54	U
11097-69-1	Aroclor-1254	110	
11096-82-5	Aroclor-1260	54	U
37324-23-5	Aroclor-1262	54	U
11100-14-4	Aroclor-1268	54	U

**PRELIMINARY**

1H - FORM I ARO  
 AROCLOR ORGANICS ANALYSIS DATA SHEET

EPA SAMPLE NO.

E3N15

Lab Name: MITKEM LABORATORIES Contract: EP-W-05-030  
 Lab Code: MITKEM Case No.: 38701 Mod. Ref No.: \_\_\_\_\_ SDG No.: E3N10  
 Matrix: (SOIL/SED/WATER) SOIL Lab Sample ID: H1545-08A  
 Sample wt/vol: 30.0 (g/mL) G Lab File ID: E5F0895F.D/E5F0895R.D  
 % Moisture: 31 Decanted: (Y/N) N Date Received: 08/13/2009  
 Extraction: (Type) SONC Date Extracted: 08/13/2009  
 Concentrated Extract Volume: 10000 (uL) Date Analyzed: 08/15/2009  
 Injection Volume: 1.0 (uL) GPC Factor: 1.00 Dilution Factor: 1.0  
 GPC Cleanup: (Y/N) N pH: 7.7 Sulfur Cleanup: (Y/N) Y  
 Acid Cleanup: (Y/N) Y

CAS NO.	COMPOUND	CONCENTRATION UNITS: <u>UG/KG</u> (ug/L or ug/Kg)	<u>Q</u>
12674-11-2	Aroclor-1016	48	U
11104-28-2	Aroclor-1221	48	U
11141-16-5	Aroclor-1232	48	U
53469-21-9	Aroclor-1242	48	U
12672-29-6	Aroclor-1248	48	U
11097-69-1	Aroclor-1254	48	U
11096-82-5	Aroclor-1260	48	U
37324-23-5	Aroclor-1262	48	U
11100-14-4	Aroclor-1268	48	U

PRELIMINARY



1H - FORM I ARO  
 AROCLOR ORGANICS ANALYSIS DATA SHEET

EPA SAMPLE NO.

E3N16

Lab Name: MITKEM LABORATORIES Contract: EP-W-05-030  
 Lab Code: MITKEM Case No.: 38701 Mod. Ref No.:                      SDG No.: E3N10  
 Matrix: (SOIL/SED/WATER) SOIL Lab Sample ID: H1545-09A  
 Sample wt/vol: 30.0 (g/mL) G Lab File ID: E5F0896F.D/E5F0896R.D  
 % Moisture: 37 Decanted: (Y/N) N Date Received: 08/13/2009  
 Extraction: (Type) SONC Date Extracted: 08/13/2009  
 Concentrated Extract Volume: 10000 (uL) Date Analyzed: 08/15/2009  
 Injection Volume: 1.0 (uL) GPC Factor: 1.00 Dilution Factor: 1.0  
 GPC Cleanup: (Y/N) N pH: 7.6 Sulfur Cleanup: (Y/N) Y  
 Acid Cleanup: (Y/N) Y

CAS NO.	COMPOUND	CONCENTRATION UNITS: <u>UG/KG</u>	
		(ug/L or ug/Kg)	<u>Q</u>
12674-11-2	Aroclor-1016	52	U
11104-28-2	Aroclor-1221	52	U
11141-16-5	Aroclor-1232	52	U
53469-21-9	Aroclor-1242	52	U
12672-29-6	Aroclor-1248	52	U
11097-69-1	Aroclor-1254	52	U
11096-82-5	Aroclor-1260	52	U
37324-23-5	Aroclor-1262	52	U
11100-14-4	Aroclor-1268	52	U

PRELIMINARY

1H - FORM I ARO  
 AROCLOR ORGANICS ANALYSIS DATA SHEET

EPA SAMPLE NO.

E3N17

Lab Name: MITKEM LABORATORIES Contract: EP-W-05-030  
 Lab Code: MITKEM Case No.: 38701 Mod. Ref No.: \_\_\_\_\_ SDG No.: E3N10  
 Matrix: (SOIL/SED/WATER) SOIL Lab Sample ID: H1545-10A  
 Sample wt/vol: 30.1 (g/mL) G Lab File ID: E5F0898F.D/E5F0898R.D  
 % Moisture: 27 Decanted: (Y/N) N Date Received: 08/13/2009  
 Extraction: (Type) SONC Date Extracted: 08/13/2009  
 Concentrated Extract Volume: 10000 (uL) Date Analyzed: 08/15/2009  
 Injection Volume: 1.0 (uL) GPC Factor: 1.00 Dilution Factor: 1.0  
 GPC Cleanup: (Y/N) N pH: 7.7 Sulfur Cleanup: (Y/N) Y  
 Acid Cleanup: (Y/N) Y

CAS NO.	COMPOUND	CONCENTRATION UNITS: <u>UG/KG</u>	
		(ug/L or ug/Kg)	<u>Q</u>
12674-11-2	Aroclor-1016	45	U
11104-28-2	Aroclor-1221	45	U
11141-16-5	Aroclor-1232	45	U
53469-21-9	Aroclor-1242	45	U
12672-29-6	Aroclor-1248	45	U
11097-69-1	Aroclor-1254	45	U
11096-82-5	Aroclor-1260	45	U
37324-23-5	Aroclor-1262	45	U
11100-14-4	Aroclor-1268	45	U

**PRELIMINARY**

1H - FORM I ARO  
 AROCLOR ORGANICS ANALYSIS DATA SHEET

EPA SAMPLE NO.

E3N18

Lab Name: MITKEM LABORATORIES Contract: EP-W-05-030  
 Lab Code: MITKEM Case No.: 38701 Mod. Ref No.:                      SDG No.: E3N10  
 Matrix: (SOIL/SED/WATER) SOIL Lab Sample ID: H1545-11A  
 Sample wt/vol: 30.2 (g/mL) G Lab File ID: E5F0899F.D/E5F0899R.D  
 % Moisture: 19 Decanted: (Y/N) N Date Received: 08/13/2009  
 Extraction: (Type) SONC Date Extracted: 08/13/2009  
 Concentrated Extract Volume: 10000 (uL) Date Analyzed: 08/15/2009  
 Injection Volume: 1.0 (uL) GPC Factor: 1.00 Dilution Factor: 1.0  
 GPC Cleanup: (Y/N) N pH: 7.8 Sulfur Cleanup: (Y/N) Y  
 Acid Cleanup: (Y/N) Y

CAS NO.	COMPOUND	CONCENTRATION UNITS: <u>UG/KG</u>	
		(ug/L or ug/Kg)	<u>Q</u>
12674-11-2	Aroclor-1016	40	U
11104-28-2	Aroclor-1221	40	U
11141-16-5	Aroclor-1232	40	U
53469-21-9	Aroclor-1242	40	U
12672-29-6	Aroclor-1248	40	U
11097-69-1	Aroclor-1254	40	U
11096-82-5	Aroclor-1260	40	U
37324-23-5	Aroclor-1262	40	U
11100-14-4	Aroclor-1268	40	U

**PRELIMINARY**

1H - FORM I ARO  
 AROCLOR ORGANICS ANALYSIS DATA SHEET

EPA SAMPLE NO.

E3N19

Lab Name: MITKEM LABORATORIES Contract: EP-W-05-030  
 Lab Code: MITKEM Case No.: 38701 Mod. Ref No.:                      SDG No.: E3N10  
 Matrix: (SOIL/SED/WATER) SOIL Lab Sample ID: H1545-12A  
 Sample wt/vol: 30.1 (g/mL) G Lab File ID: E5F0900F.D/E5F0900R.D  
 % Moisture: 45 Decanted: (Y/N) N Date Received: 08/13/2009  
 Extraction: (Type) SONC Date Extracted: 08/13/2009  
 Concentrated Extract Volume: 10000 (uL) Date Analyzed: 08/15/2009  
 Injection Volume: 1.0 (uL) GPC Factor: 1.00 Dilution Factor: 1.0  
 GPC Cleanup: (Y/N) N pH: 7.3 Sulfur Cleanup: (Y/N) Y  
 Acid Cleanup: (Y/N) Y

CAS NO.	COMPOUND	CONCENTRATION UNITS: UG/KG	
		(ug/L or ug/Kg)	Q
12674-11-2	Aroclor-1016	60	U
11104-28-2	Aroclor-1221	60	U
11141-16-5	Aroclor-1232	60	U
53469-21-9	Aroclor-1242	370	
12672-29-6	Aroclor-1248	350	P
11097-69-1	Aroclor-1254	270	P
11096-82-5	Aroclor-1260	63	
37324-23-5	Aroclor-1262	60	U
11100-14-4	Aroclor-1268	60	U

PRELIMINARY

1H - FORM I ARO  
 AROCLOR ORGANICS ANALYSIS DATA SHEET

EPA SAMPLE NO.

E3N20

Lab Name: MITKEM LABORATORIES Contract: EP-W-05-030  
 Lab Code: MITKEM Case No.: 38701 Mod. Ref No.:                      SDG No.: E3N10  
 Matrix: (SOIL/SED/WATER) SOIL Lab Sample ID: H1545-13A  
 Sample wt/vol: 30.3 (g/mL) G Lab File ID: E5F0902F.D/E5F0902R.D  
 % Moisture: 38 Decanted: (Y/N) N Date Received: 08/13/2009  
 Extraction: (Type) SONC Date Extracted: 08/13/2009  
 Concentrated Extract Volume: 10000 (uL) Date Analyzed: 08/15/2009  
 Injection Volume: 1.0 (uL) GPC Factor: 1.00 Dilution Factor: 1.0  
 GPC Cleanup: (Y/N) N pH: 7.8 Sulfur Cleanup: (Y/N) Y  
 Acid Cleanup: (Y/N) Y

CAS NO.	COMPOUND	CONCENTRATION UNITS: <u>UG/KG</u>	
		(ug/L or ug/Kg)	<u>Q</u>
12674-11-2	Aroclor-1016	53	U
11104-28-2	Aroclor-1221	53	U
11141-16-5	Aroclor-1232	53	U
53469-21-9	Aroclor-1242	53	U
12672-29-6	Aroclor-1248	53	U
11097-69-1	Aroclor-1254	53	U
11096-82-5	Aroclor-1260	53	U
37324-23-5	Aroclor-1262	53	U
11100-14-4	Aroclor-1268	53	U

PRELIMINARY

1H - FORM I ARO  
 AROCLOR ORGANICS ANALYSIS DATA SHEET

EPA SAMPLE NO.

E3N21

Lab Name: MITKEM LABORATORIES Contract: EP-W-05-030  
 Lab Code: MITKEM Case No.: 38701 Mod. Ref No.: \_\_\_\_\_ SDG No.: E3N10  
 Matrix: (SOIL/SED/WATER) SOIL Lab Sample ID: H1545-14A  
 Sample wt/vol: 30.3 (g/mL) G Lab File ID: E5F0903F.D/E5F0903R.D  
 % Moisture: 40 Decanted: (Y/N) N Date Received: 08/13/2009  
 Extraction: (Type) SONC Date Extracted: 08/13/2009  
 Concentrated Extract Volume: 10000 (uL) Date Analyzed: 08/15/2009  
 Injection Volume: 1.0 (uL) GPC Factor: 1.00 Dilution Factor: 1.0  
 GPC Cleanup: (Y/N) N pH: 7.9 Sulfur Cleanup: (Y/N) Y  
 Acid Cleanup: (Y/N) Y

CAS NO.	COMPOUND	CONCENTRATION UNITS: <u>UG/KG</u>	
		(ug/L or ug/Kg)	<u>Q</u>
12674-11-2	Aroclor-1016	54	U
11104-28-2	Aroclor-1221	54	U
11141-16-5	Aroclor-1232	54	U
53469-21-9	Aroclor-1242	54	U
12672-29-6	Aroclor-1248	54	U
11097-69-1	Aroclor-1254	54	U
11096-82-5	Aroclor-1260	54	U
37324-23-5	Aroclor-1262	54	U
11100-14-4	Aroclor-1268	54	U

PRELIMINARY

1H - FORM I ARO  
 AROCLOR ORGANICS ANALYSIS DATA SHEET

EPA SAMPLE NO.

E3N22

Lab Name: MITKEM LABORATORIES Contract: EP-W-05-030

Lab Code: MITKEM Case No.: 38701 Mod. Ref No.:                      SDG No.: E3N10

Matrix: (SOIL/SED/WATER) SOIL Lab Sample ID: H1545-15A

Sample wt/vol: 30.4 (g/mL) G Lab File ID: E5F0904F.D/E5F0904R.D

% Moisture: 37 Decanted: (Y/N) N Date Received: 08/13/2009

Extraction: (Type) SONC Date Extracted: 08/13/2009

Concentrated Extract Volume: 10000 (uL) Date Analyzed: 08/15/2009

Injection Volume: 1.0 (uL) GPC Factor: 1.00 Dilution Factor: 1.0

GPC Cleanup: (Y/N) N pH: 7.8 Sulfur Cleanup: (Y/N) Y

Acid Cleanup: (Y/N) Y

CAS NO.	COMPOUND	CONCENTRATION UNITS: <u>UG/KG</u>	
		(ug/L or ug/Kg)	<u>Q</u>
12674-11-2	Aroclor-1016	52	U
11104-28-2	Aroclor-1221	52	U
11141-16-5	Aroclor-1232	52	U
53469-21-9	Aroclor-1242	52	U
12672-29-6	Aroclor-1248	52	U
11097-69-1	Aroclor-1254	52	U
11096-82-5	Aroclor-1260	52	U
37324-23-5	Aroclor-1262	52	U
11100-14-4	Aroclor-1268	52	U

PRELIMINARY

1H - FORM I ARO  
 AROCLOR ORGANICS ANALYSIS DATA SHEET

EPA SAMPLE NO.

E3N23

Lab Name: MITKEM LABORATORIES Contract: EP-W-05-030  
 Lab Code: MITKEM Case No.: 38701 Mod. Ref No.:                      SDG No.: E3N10  
 Matrix: (SOIL/SED/WATER) SOIL Lab Sample ID: H1545-16A  
 Sample wt/vol: 30.2 (g/mL) G Lab File ID: E5F0906F.D/E5F0906R.D  
 % Moisture: 35 Decanted: (Y/N) N Date Received: 08/13/2009  
 Extraction: (Type) SONC Date Extracted: 08/13/2009  
 Concentrated Extract Volume: 10000 (uL) Date Analyzed: 08/15/2009  
 Injection Volume: 1.0 (uL) GPC Factor: 1.00 Dilution Factor: 1.0  
 GPC Cleanup: (Y/N) N pH: 7.8 Sulfur Cleanup: (Y/N) Y  
 Acid Cleanup: (Y/N) Y

CAS NO.	COMPOUND	CONCENTRATION UNITS: <u>UG/KG</u>	
		(ug/L or ug/Kg)	Q
12674-11-2	Aroclor-1016	50	U
11104-28-2	Aroclor-1221	50	U
11141-16-5	Aroclor-1232	50	U
53469-21-9	Aroclor-1242	50	U
12672-29-6	Aroclor-1248	50	U
11097-69-1	Aroclor-1254	50	U
11096-82-5	Aroclor-1260	50	U
37324-23-5	Aroclor-1262	50	U
11100-14-4	Aroclor-1268	50	U

PRELIMINARY



1H - FORM I ARO  
 AROCLOR ORGANICS ANALYSIS DATA SHEET

EPA SAMPLE NO.

E3N24

Lab Name: MITKEM LABORATORIES Contract: EP-W-05-030  
 Lab Code: MITKEM Case No.: 38701 Mod. Ref No.: SDG No.: E3N10  
 Matrix: (SOIL/SED/WATER) SOIL Lab Sample ID: H1545-17A  
 Sample wt/vol: 30.2 (g/mL) G Lab File ID: E5F0907F.D/E5F0907R.D  
 % Moisture: 17 Decanted: (Y/N) N Date Received: 08/13/2009  
 Extraction: (Type) SONC Date Extracted: 08/13/2009  
 Concentrated Extract Volume: 10000 (uL) Date Analyzed: 08/15/2009  
 Injection Volume: 1.0 (uL) GPC Factor: 1.00 Dilution Factor: 1.0  
 GPC Cleanup: (Y/N) N pH: 7.8 Sulfur Cleanup: (Y/N) Y  
 Acid Cleanup: (Y/N) Y

CAS NO.	COMPOUND	CONCENTRATION UNITS:	
		UG/KG	Q
12674-11-2	Aroclor-1016	39	U
11104-28-2	Aroclor-1221	39	U
11141-16-5	Aroclor-1232	39	U
53469-21-9	Aroclor-1242	39	U
12672-29-6	Aroclor-1248	39	U
11097-69-1	Aroclor-1254	39	U
11096-82-5	Aroclor-1260	39	U
37324-23-5	Aroclor-1262	39	U
11100-14-4	Aroclor-1268	39	U

PRELIMINARY

1H - FORM I ARO  
 AROCLOR ORGANICS ANALYSIS DATA SHEET

EPA SAMPLE NO.

E3N25

Lab Name: MITKEM LABORATORIES Contract: EP-W-05-030  
 Lab Code: MITKEM Case No.: 38701 Mod. Ref No.:                      SDG No.: E3N10  
 Matrix: (SOIL/SED/WATER) SOIL Lab Sample ID: H1545-18A  
 Sample wt/vol: 30.1 (g/mL) G Lab File ID: E5F0908F.D/E5F0908R.D  
 % Moisture: 16 Decanted: (Y/N) N Date Received: 08/13/2009  
 Extraction: (Type) SONC Date Extracted: 08/13/2009  
 Concentrated Extract Volume: 10000 (uL) Date Analyzed: 08/15/2009  
 Injection Volume: 1.0 (uL) GPC Factor: 1.00 Dilution Factor: 1.0  
 GPC Cleanup: (Y/N) N pH: 7.9 Sulfur Cleanup: (Y/N) Y  
 Acid Cleanup: (Y/N) Y

CAS NO.	COMPOUND	CONCENTRATION UNITS: <u>UG/KG</u>	
		(ug/L or ug/Kg)	<u>Q</u>
12674-11-2	Aroclor-1016	39	U
11104-28-2	Aroclor-1221	39	U
11141-16-5	Aroclor-1232	39	U
53469-21-9	Aroclor-1242	39	U
12672-29-6	Aroclor-1248	39	U
11097-69-1	Aroclor-1254	39	U
11096-82-5	Aroclor-1260	39	U
37324-23-5	Aroclor-1262	39	U
11100-14-4	Aroclor-1268	39	U

PRELIMINARY

1H - FORM I ARO  
 AROCLOR ORGANICS ANALYSIS DATA SHEET

EPA SAMPLE NO.

E3N26

Lab Name: MITKEM LABORATORIES Contract: EP-W-05-030  
 Lab Code: MITKEM Case No.: 38701 Mod. Ref No.:                      SDG No.: E3N10  
 Matrix: (SOIL/SED/WATER) SOIL Lab Sample ID: H1545-19A  
 Sample wt/vol: 30.0 (g/mL) G Lab File ID: E5F0910F.D/E5F0910R.D  
 % Moisture: 36 Decanted: (Y/N) N Date Received: 08/13/2009  
 Extraction: (Type) SONC Date Extracted: 08/13/2009  
 Concentrated Extract Volume: 10000 (uL) Date Analyzed: 08/15/2009  
 Injection Volume: 1.0 (uL) GPC Factor: 1.00 Dilution Factor: 1.0  
 GPC Cleanup: (Y/N) N pH: 7.2 Sulfur Cleanup: (Y/N) Y  
 Acid Cleanup: (Y/N) Y

CAS NO.	COMPOUND	CONCENTRATION UNITS: UG/KG	
		(ug/L or ug/Kg)	Q
12674-11-2	Aroclor-1016	52	U
11104-28-2	Aroclor-1221	52	U
11141-16-5	Aroclor-1232	52	U
53469-21-9	Aroclor-1242	2600	E
12672-29-6	Aroclor-1248	2300	E
11097-69-1	Aroclor-1254	830	E
11096-82-5	Aroclor-1260	350	
37324-23-5	Aroclor-1262	52	U
11100-14-4	Aroclor-1268	52	U

PRELIMINARY

1H - FORM I ARO  
 AROCLOR ORGANICS ANALYSIS DATA SHEET

EPA SAMPLE NO.

E3N34

Lab Name: MITKEM LABORATORIES Contract: EP-W-05-030  
 Lab Code: MITKEM Case No.: 38701 Mod. Ref No.: \_\_\_\_\_ SDG No.: E3N10  
 Matrix: (SOIL/SED/WATER) SOIL Lab Sample ID: H1545-06A  
 Sample wt/vol: 30.2 (g/mL) G Lab File ID: E5F0892F.D/E5F0892R.D  
 % Moisture: 33 Decanted: (Y/N) N Date Received: 08/13/2009  
 Extraction: (Type) SONC Date Extracted: 08/13/2009  
 Concentrated Extract Volume: 10000 (uL) Date Analyzed: 08/15/2009  
 Injection Volume: 1.0 (uL) GPC Factor: 1.00 Dilution Factor: 1.0  
 GPC Cleanup: (Y/N) N pH: 7.2 Sulfur Cleanup: (Y/N) Y  
 Acid Cleanup: (Y/N) Y

CAS NO.	COMPOUND	CONCENTRATION UNITS: <u>UG/KG</u>	
		(ug/L or ug/Kg)	Q
12674-11-2	Aroclor-1016	49	U
11104-28-2	Aroclor-1221	49	U
11141-16-5	Aroclor-1232	49	U
53469-21-9	Aroclor-1242	530	
12672-29-6	Aroclor-1248	460	
11097-69-1	Aroclor-1254	200	P
11096-82-5	Aroclor-1260	56	
37324-23-5	Aroclor-1262	49	U
11100-14-4	Aroclor-1268	49	U

PRELIMINARY

1H - FORM I ARO  
 AROCLOR ORGANICS ANALYSIS DATA SHEET

EPA SAMPLE NO.

E3N35

Lab Name: MITKEM LABORATORIES Contract: EP-W-05-030  
 Lab Code: MITKEM Case No.: 38701 Mod. Ref No.: \_\_\_\_\_ SDG No.: E3N10  
 Matrix: (SOIL/SED/WATER) SOIL Lab Sample ID: H1545-07A  
 Sample wt/vol: 30.2 (g/mL) G Lab File ID: E5F0894F.D/E5F0894R.D  
 % Moisture: 13 Decanted: (Y/N) N Date Received: 08/13/2009  
 Extraction: (Type) SONC Date Extracted: 08/13/2009  
 Concentrated Extract Volume: 10000 (uL) Date Analyzed: 08/15/2009  
 Injection Volume: 1.0 (uL) GPC Factor: 1.00 Dilution Factor: 1.0  
 GPC Cleanup: (Y/N) N pH: 7.9 Sulfur Cleanup: (Y/N) Y  
 Acid Cleanup: (Y/N) Y

CAS NO.	COMPOUND	CONCENTRATION UNITS: <u>UG/KG</u>	
		(ug/L or ug/Kg)	<u>Q</u>
12674-11-2	Aroclor-1016	38	U
11104-28-2	Aroclor-1221	38	U
11141-16-5	Aroclor-1232	38	U
53469-21-9	Aroclor-1242	38	U
12672-29-6	Aroclor-1248	38	U
11097-69-1	Aroclor-1254	38	U
11096-82-5	Aroclor-1260	38	U
37324-23-5	Aroclor-1262	38	U
11100-14-4	Aroclor-1268	38	U

**PRELIMINARY**

1H - FORM I ARO  
 AROCLOR ORGANICS ANALYSIS DATA SHEET

EPA SAMPLE NO.

E3N43

Lab Name: MITKEM LABORATORIES Contract: EP-W-05-030  
 Lab Code: MITKEM Case No.: 38701 Mod. Ref No.:                      SDG No.: E3N10  
 Matrix: (SOIL/SED/WATER) SOIL Lab Sample ID: H1545-20A  
 Sample wt/vol: 30.4 (g/mL) G Lab File ID: E3G5465F.D/E3G5465R.D  
 % Moisture: 40 Decanted: (Y/N) N Date Received: 08/14/2009  
 Extraction: (Type) SONC Date Extracted: 08/14/2009  
 Concentrated Extract Volume: 10000 (uL) Date Analyzed: 08/16/2009  
 Injection Volume: 1.0 (uL) GPC Factor: 1.00 Dilution Factor: 1.0  
 GPC Cleanup: (Y/N) N pH: 7.7 Sulfur Cleanup: (Y/N) Y  
 Acid Cleanup: (Y/N) Y

CAS NO.	COMPOUND	CONCENTRATION UNITS: <u>UG/KG</u>	
		(ug/L or ug/Kg)	<u>Q</u>
12674-11-2	Aroclor-1016	54	U
11104-28-2	Aroclor-1221	54	U
11141-16-5	Aroclor-1232	54	U
53469-21-9	Aroclor-1242	54	U
12672-29-6	Aroclor-1248	1100	E
11097-69-1	Aroclor-1254	1500	E
11096-82-5	Aroclor-1260	570	E
37324-23-5	Aroclor-1262	54	U
11100-14-4	Aroclor-1268	54	U

PRELIMINARY

1H - FORM I ARO  
 AROCLOR ORGANICS ANALYSIS DATA SHEET

EPA SAMPLE NO.

E3N43MS (1)

Lab Name: MITKEM LABORATORIES Contract: EP-W-05-030  
 Lab Code: MITKEM Case No.: 38701 Mod. Ref No.:                      SDG No.: E3N10  
 Matrix: (SOIL/SED/WATER) SOIL Lab Sample ID: H1545-20AMS  
 Sample wt/vol: 30.2 (g/mL) G Lab File ID: E3G5466F.D  
 % Moisture: 40 Decanted: (Y/N) N Date Received: 08/14/2009  
 Extraction: (Type) SONC Date Extracted: 08/14/2009  
 Concentrated Extract Volume: 10000 (uL) Date Analyzed: 08/16/2009  
 Injection Volume: 1.0 (uL) GPC Factor: 1.00 Dilution Factor: 1.0  
 GPC Cleanup: (Y/N) N pH: 7.7 Sulfur Cleanup: (Y/N) Y  
 Acid Cleanup: (Y/N) Y

CAS NO.	COMPOUND	CONCENTRATION UNITS:	
		(ug/L or ug/Kg)	UG/KG
12674-11-2	Aroclor-1016	590	P
11104-28-2	Aroclor-1221	55	U
11141-16-5	Aroclor-1232	55	U
53469-21-9	Aroclor-1242	55	U
12672-29-6	Aroclor-1248	1200	E
11097-69-1	Aroclor-1254	1500	E
11096-82-5	Aroclor-1260	730	
37324-23-5	Aroclor-1262	55	U
11100-14-4	Aroclor-1268	55	U

PRELIMINARY

1H - FORM I ARO  
 AROCLOR ORGANICS ANALYSIS DATA SHEET

EPA SAMPLE NO.

E3N43MS (2)

Lab Name: MITKEM LABORATORIES Contract: EP-W-05-030  
 Lab Code: MITKEM Case No.: 38701 Mod. Ref No.: \_\_\_\_\_ SDG No.: E3N10  
 Matrix: (SOIL/SED/WATER) SOIL Lab Sample ID: H1545-20AMS  
 Sample wt/vol: 30.2 (g/mL) G Lab File ID: E3G5466R.D  
 % Moisture: 40 Decanted: (Y/N) N Date Received: 08/14/2009  
 Extraction: (Type) SONC Date Extracted: 08/14/2009  
 Concentrated Extract Volume: 10000 (uL) Date Analyzed: 08/16/2009  
 Injection Volume: 1.0 (uL) GPC Factor: 1.00 Dilution Factor: 1.0  
 GPC Cleanup: (Y/N) N pH: 7.7 Sulfur Cleanup: (Y/N) Y  
 Acid Cleanup: (Y/N) Y

CAS NO.	COMPOUND	CONCENTRATION UNITS:	
		(ug/L or ug/Kg)	UG/KG
12674-11-2	Aroclor-1016	860	P
11104-28-2	Aroclor-1221	55	U
11141-16-5	Aroclor-1232	55	U
53469-21-9	Aroclor-1242	55	U
12672-29-6	Aroclor-1248	1000	E
11097-69-1	Aroclor-1254	1400	E
11096-82-5	Aroclor-1260	760	
37324-23-5	Aroclor-1262	55	U
11100-14-4	Aroclor-1268	55	U

PRELIMINARY



1H - FORM I ARO  
 AROCLOR ORGANICS ANALYSIS DATA SHEET

EPA SAMPLE NO.

E3N43MSD(1)

Lab Name: MITKEM LABORATORIES Contract: EP-W-05-030  
 Lab Code: MITKEM Case No.: 38701 Mod. Ref No.:                      SDG No.: E3N10  
 Matrix: (SOIL/SED/WATER) SOIL Lab Sample ID: H1545-20AMSD  
 Sample wt/vol: 30.1 (g/mL) G Lab File ID: E3G5467F.D  
 % Moisture: 40 Decanted: (Y/N) N Date Received: 08/14/2009  
 Extraction: (Type) SONC Date Extracted: 08/14/2009  
 Concentrated Extract Volume: 10000 (uL) Date Analyzed: 08/16/2009  
 Injection Volume: 1.0 (uL) GPC Factor: 1.00 Dilution Factor: 1.0  
 GPC Cleanup: (Y/N) N pH: 7.7 Sulfur Cleanup: (Y/N) Y  
 Acid Cleanup: (Y/N) Y

CAS NO.	COMPOUND	CONCENTRATION UNITS:	
		(ug/L or ug/Kg)	UG/KG
12674-11-2	Aroclor-1016	540	P
11104-28-2	Aroclor-1221	55	U
11141-16-5	Aroclor-1232	55	U
53469-21-9	Aroclor-1242	55	U
12672-29-6	Aroclor-1248	1100	E
11097-69-1	Aroclor-1254	1400	E
11096-82-5	Aroclor-1260	680	
37324-23-5	Aroclor-1262	55	U
11100-14-4	Aroclor-1268	55	U

PRELIMINARY

1H - FORM I ARO  
 AROCLOR ORGANICS ANALYSIS DATA SHEET

EPA SAMPLE NO.

E3N43MSD(2)

Lab Name: MITKEM LABORATORIES Contract: EP-W-05-030  
 Lab Code: MITKEM Case No.: 38701 Mod. Ref No.:                      SDG No.: E3N10  
 Matrix: (SOIL/SED/WATER) SOIL Lab Sample ID: H1545-20AMSD  
 Sample wt/vol: 30.1 (g/mL) G Lab File ID: E3G5467R.D  
 % Moisture: 40 Decanted: (Y/N) N Date Received: 08/14/2009  
 Extraction: (Type) SONC Date Extracted: 08/14/2009  
 Concentrated Extract Volume: 10000 (uL) Date Analyzed: 08/16/2009  
 Injection Volume: 1.0 (uL) GPC Factor: 1.00 Dilution Factor: 1.0  
 GPC Cleanup: (Y/N) N pH: 7.7 Sulfur Cleanup: (Y/N) Y  
 Acid Cleanup: (Y/N) Y

CAS NO.	COMPOUND	CONCENTRATION UNITS:	
		ug/L or ug/Kg	ug/Kg
12674-11-2	Aroclor-1016	800	P
11104-28-2	Aroclor-1221	55	U
11141-16-5	Aroclor-1232	55	U
53469-21-9	Aroclor-1242	55	U
12672-29-6	Aroclor-1248	960	E
11097-69-1	Aroclor-1254	1300	E
11096-82-5	Aroclor-1260	700	
37324-23-5	Aroclor-1262	55	U
11100-14-4	Aroclor-1268	55	U

PRELIMINARY

10C - FORM X ARO  
 IDENTIFICATION SUMMARY  
 FOR MULTICOMPONENT ANALYTES

EPA SAMPLE NO.

E3N10

Lab Name: MITKEM LABORATORIES Contract: EP-W-05-030  
 Lab Code: MITKEM Case No.: 38701 Mod. Ref No.: SDG No.: E3N10  
 Lab Sample ID: H1545-01A Date(s) Analyzed: 08/15/2009 08/15/2009  
 Instrument ID (1): E5 Instrument ID (2): E5  
 GC Column(1): CLPPest ID: 0.53 (mm) GC Column(2): CLPPestII ID: 0.53 (MM)

ANALYTE	PEAK	RT	RT WINDOW		CONCENTRATION		%D
			FROM	TO	PEAK	MEAN	
Aroclor-1248	1	4.402	4.339	4.479	78.8771	106.911776	
	2	5.034	4.963	5.103	129.7827		
COLUMN 1	3	5.250	5.184	5.324	112.0755		
	4						
	5						
COLUMN 2	1	5.379	5.267	5.407	127.6160		
	2	5.709	5.595	5.735	96.9556		
	3	5.948	5.854	5.994	131.9967		
	4						
	5						
Aroclor-1254	1	5.644	5.594	5.734	225.6047	202.420543	
	2	6.176	6.097	6.237	92.1271		
COLUMN 1	3	6.501	6.409	6.549	289.5298		
	4						
	5						
COLUMN 2	1	5.871	5.795	5.935	119.1764		
	2	6.374	6.325	6.465	188.4412		
	3	7.196	7.106	7.246	259.6466		
	4						
	5						
					189.088093	7.1	

At least 3 peaks for each column are required for identification of multicomponent analytes

**PRELIMINARY**

10C - FORM X ARO  
IDENTIFICATION SUMMARY  
FOR MULTICOMPONENT ANALYTES

EPA SAMPLE NO.

E3N11

Lab Name: MITKEM LABORATORIES Contract: EP-W-05-030  
 Lab Code: MITKEM Case No.: 38701 Mod. Ref No.: SDG No.: E3N10  
 Lab Sample ID: H1545-02A Date(s) Analyzed: 08/15/2009 08/15/2009  
 Instrument ID (1): E5 Instrument ID (2): E5  
 GC Column(1): CLPPest ID: 0.53 (mm) GC Column(2): CLPPestII ID: 0.53 (MM)

ANALYTE	PEAK	RT	RT WINDOW		CONCENTRATION		%D
			FROM	TO	PEAK	MEAN	
Aroclor-1254	1	5.646	5.594	5.734	33.7102	31.973524	
	2	6.165	6.097	6.237	10.1061		
	3	6.494	6.409	6.549	52.1043		
COLUMN 1	4						
	5						
COLUMN 2	1	5.866	5.795	5.935	57.2993	70.245848	119.7
	2	6.367	6.325	6.465	38.4442		
	3	7.183	7.106	7.246	114.9940		
	4						
	5						

At least 3 peaks for each column are required for identification of multicomponent analytes

PRELIMINARY

10C - FORM X ARO  
IDENTIFICATION SUMMARY  
FOR MULTICOMPONENT ANALYTES

EPA SAMPLE NO.

E3N12

Lab Name: MITKEM LABORATORIES Contract: EP-W-05-030  
 Lab Code: MITKEM Case No.: 38701 Mod. Ref No.: SDG No.: E3N10  
 Lab Sample ID: H1545-03A Date(s) Analyzed: 08/15/2009 08/15/2009  
 Instrument ID (1): E5 Instrument ID (2): E5  
 GC Column(1): CLPPest ID: 0.53 (mm) GC Column(2): CLPPestII ID: 0.53 (MM)

ANALYTE	PEAK	RT	RT WINDOW		CONCENTRATION		%D
			FROM	TO	PEAK	MEAN	
Aroclor-1254	1	5.648	5.594	5.734	88.7754	92.855740	
	2	6.168	6.097	6.237	30.3448		
	3	6.503	6.409	6.549	159.4470		
COLUMN 1	4						
	5						
COLUMN 2	1	5.868	5.795	5.935	65.0071	144.368676	55.5
	2	6.369	6.325	6.465	94.3515		
	3	7.188	7.106	7.246	273.7475		
	4						
	5						

At least 3 peaks for each column are required for identification of multicomponent analytes

PRELIMINARY

10C - FORM X ARO  
 IDENTIFICATION SUMMARY  
 FOR MULTICOMPONENT ANALYTES

EPA SAMPLE NO.

E3N14

Lab Name: MITKEM LABORATORIES Contract: EP-W-05-030  
 Lab Code: MITKEM Case No.: 38701 Mod. Ref No.: SDG No.: E3N10  
 Lab Sample ID: H1545-05A Date(s) Analyzed: 08/15/2009 08/15/2009  
 Instrument ID (1): E5 Instrument ID (2): E5  
 GC Column(1): CLPPest ID: 0.53 (mm) GC Column(2): CLPPestII ID: 0.53 (MM)

ANALYTE	PEAK	RT	RT WINDOW		CONCENTRATION		%D
			FROM	TO	PEAK	MEAN	
Aroclor-1254	1	5.645	5.594	5.734	108.2928	113.935383	
	2	6.165	6.097	6.237	21.7615		
	3	6.494	6.409	6.549	211.7518		
4							
5							
COLUMN 1	1	5.868	5.795	5.935	57.2973	108.096984	5.4
	2	6.367	6.325	6.465	112.0571		
	3	7.187	7.106	7.246	154.9366		
	4						
	5						
COLUMN 2							

At least 3 peaks for each column are required for identification of multicomponent analytes

PRELIMINARY

10C - FORM X ARO  
 IDENTIFICATION SUMMARY  
 FOR MULTICOMPONENT ANALYTES

EPA SAMPLE NO.

E3N19

Lab Name: MITKEM LABORATORIES Contract: EP-W-05-030  
 Lab Code: MITKEM Case No.: 38701 Mod. Ref No.: SDG No.: E3N10  
 Lab Sample ID: H1545-12A Date(s) Analyzed: 08/15/2009 08/15/2009  
 Instrument ID (1): E5 Instrument ID (2): E5  
 GC Column(1): CLPPest ID: 0.53 (mm) GC Column(2): CLPPestII ID: 0.53 (MM)

ANALYTE	PEAK	RT	RT WINDOW		CONCENTRATION		%D
			FROM	TO	PEAK	MEAN	
Aroclor-1242	1	4.106	4.034	4.174	403.0177	412.394772	
	2	4.236	4.163	4.303	226.1270		
COLUMN 1	3	4.618	4.545	4.685	608.0396		
	4						
	5						
COLUMN 2	1	4.585	4.513	4.653	325.1520		
	2	4.723	4.651	4.791	264.9462		
	3	5.205	5.134	5.274	511.9029		
	4						
	5						
367.333685	12.3						
Aroclor-1248	1	4.411	4.339	4.479	430.9730	464.755123	
	2	5.034	4.963	5.103	487.9712		
COLUMN 1	3	5.254	5.184	5.324	475.3213		
	4						
	5						
COLUMN 2	1	5.338	5.267	5.407	321.8722		
	2	5.666	5.595	5.735	397.0292		
	3	5.926	5.854	5.994	334.8284		
	4						
	5						
351.243260	32.3						
Aroclor-1254	1	5.663	5.594	5.734	255.0224	350.047770	
	2	6.203	6.097	6.237	520.6080		
COLUMN 1	3	6.494	6.409	6.549	274.5129		
	4						
	5						
COLUMN 2	1	5.869	5.795	5.935	219.8220		
	2	6.395	6.325	6.465	270.8622		
	3	7.184	7.106	7.246	326.5426		
	4						
	5						
272.408899	28.5						

PRELIMINARY

10C - FORM X ARO  
 IDENTIFICATION SUMMARY  
 FOR MULTICOMPONENT ANALYTES

EPA SAMPLE NO.

E3N19

Lab Name: MITKEM LABORATORIES Contract: EP-W-05-030  
 Lab Code: MITKEM Case No.: 38701 Mod. Ref No.: SDG No.: E3N10  
 Lab Sample ID: H1545-12A Date(s) Analyzed: 08/15/2009 08/15/2009  
 Instrument ID (1): E5 Instrument ID (2): E5  
 GC Column(1): CLPPest ID: 0.53 (mm) GC Column(2): CLPPestII ID: 0.53 (MM)

ANALYTE	PEAK	RT	RT WINDOW		CONCENTRATION		%D
			FROM	TO	PEAK	MEAN	
Aroclor-1260	1	5.861	5.791	5.931	74.9125	62.582065	
	2	7.154	7.082	7.222	52.6063		
	3	7.415	7.345	7.485	60.2274		
4							
5							
COLUMN 1	1	6.824	6.754	6.894	92.6836	77.392134	23.7
	2	7.744	7.670	7.810	51.6612		
	3	8.039	7.971	8.111	87.8316		
	4						
	5						
COLUMN 2	1	6.824	6.754	6.894	92.6836	77.392134	23.7
	2	7.744	7.670	7.810	51.6612		
	3	8.039	7.971	8.111	87.8316		
	4						
	5						

At least 3 peaks for each column are required for identification of multicomponent analytes

PRELIMINARY



10C - FORM X ARO  
IDENTIFICATION SUMMARY  
FOR MULTICOMPONENT ANALYTES

EPA SAMPLE NO.

E3N26

Lab Name: MITKEM LABORATORIES Contract: EP-W-05-030  
 Lab Code: MITKEM Case No.: 38701 Mod. Ref No.: SDG No.: E3N10  
 Lab Sample ID: H1545-19A Date(s) Analyzed: 08/15/2009 08/15/2009  
 Instrument ID (1): E5 Instrument ID (2): E5  
 GC Column(1): CLPPest ID: 0.53 (mm) GC Column(2): CLPPestII ID: 0.53 (MM)

ANALYTE	PEAK	RT	RT WINDOW		CONCENTRATION		%D
			FROM	TO	PEAK	MEAN	
Aroclor-1242	1	4.107	4.034	4.174	2671.4902	2733.344171	
	2	4.236	4.163	4.303	1944.4699		
	3	4.618	4.545	4.685	3584.0724		
	4						
	5						
COLUMN 1	1	4.586	4.513	4.653	2573.4246	2623.141670	4.2
	2	4.724	4.651	4.791	1765.4998		
	3	5.206	5.134	5.274	3530.5006		
	4						
	5						
COLUMN 2	1	4.413	4.339	4.479	2251.7935	2263.716593	
	2	5.034	4.963	5.103	2186.2105		
	3	5.256	5.184	5.324	2353.1458		
	4						
	5						
Aroclor-1248	1	5.339	5.267	5.407	2156.9870	2254.925615	0.4
	2	5.666	5.595	5.735	2332.2867		
	3	5.921	5.854	5.994	2275.5031		
	4						
	5						
COLUMN 1	1	5.666	5.594	5.734	879.5286	854.555362	
	2	6.175	6.097	6.237	945.4744		
	3	6.481	6.409	6.549	738.6631		
	4						
	5						
COLUMN 2	1	5.871	5.795	5.935	918.8536	827.089620	3.3
	2	6.398	6.325	6.465	737.1065		
	3	7.178	7.106	7.246	825.3088		
	4						
	5						

PRELIMINARY

10C - FORM X ARO  
IDENTIFICATION SUMMARY  
FOR MULTICOMPONENT ANALYTES

EPA SAMPLE NO.

E3N26

Lab Name: MITKEM LABORATORIES Contract: EP-W-05-030  
 Lab Code: MITKEM Case No.: 38701 Mod. Ref No.: SDG No.: E3N10  
 Lab Sample ID: H1545-19A Date(s) Analyzed: 08/15/2009 08/15/2009  
 Instrument ID (1): E5 Instrument ID (2): E5  
 GC Column(1): CLPPest ID: 0.53 (mm) GC Column(2): CLPPestII ID: 0.53 (MM)

ANALYTE	PEAK	RT	RT WINDOW		CONCENTRATION		%D	
			FROM	TO	PEAK	MEAN		
Aroclor-1260	1	5.861	5.791	5.931	405.9262	366.330745		
	2	7.153	7.082	7.222	303.8405			
	3	7.412	7.345	7.485	389.2255			
COLUMN 1		4						
COLUMN 1		5						
COLUMN 2	1	6.825	6.754	6.894	427.8957	351.604485	4.2	
	2	7.741	7.670	7.810	289.6181			
	3	8.041	7.971	8.111	337.2997			
	COLUMN 2		4					
	COLUMN 2		5					

At least 3 peaks for each column are required for identification of multicomponent analytes

**PRELIMINARY**

10C - FORM X ARO  
IDENTIFICATION SUMMARY  
FOR MULTICOMPONENT ANALYTES

EPA SAMPLE NO.

E3N34

Lab Name: MITKEM LABORATORIES Contract: EP-W-05-030  
 Lab Code: MITKEM Case No.: 38701 Mod. Ref No.: SDG No.: E3N10  
 Lab Sample ID: H1545-06A Date(s) Analyzed: 08/15/2009 08/15/2009  
 Instrument ID (1): E5 Instrument ID (2): E5  
 GC Column(1): CLPPest ID: 0.53 (mm) GC Column(2): CLPPestII ID: 0.53 (MM)

ANALYTE	PEAK	RT	RT WINDOW		CONCENTRATION		%D
			FROM	TO	PEAK	MEAN	
Aroclor-1242	1	4.105	4.034	4.174	581.9611	585.244924	
	2	4.235	4.163	4.303	316.4349		
COLUMN 1	3	4.615	4.545	4.685	857.3387		
	4						
	5						
COLUMN 2	1	4.583	4.513	4.653	501.8368		
	2	4.722	4.651	4.791	320.2200		
	3	5.203	5.134	5.274	759.0979		
	4						
	5						
Aroclor-1248	1	4.410	4.339	4.479	562.4151	531.112128	
	2	5.032	4.963	5.103	512.2448		
COLUMN 1	3	5.253	5.184	5.324	518.6765		
	4						
	5						
COLUMN 2	1	5.337	5.267	5.407	465.3583		
	2	5.664	5.595	5.735	489.4040		
	3	5.923	5.854	5.994	420.8926		
	4						
	5						
Aroclor-1254	1	5.663	5.594	5.734	223.0499	325.835157	
	2	6.200	6.097	6.237	603.3160		
COLUMN 1	3	6.479	6.409	6.549	151.1395		
	4						
	5						
COLUMN 2	1	5.868	5.795	5.935	195.8938		
	2	6.395	6.325	6.465	169.4015		
	3	7.176	7.106	7.246	231.8263		
	4						
	5						
					199.040521	63.7	

**PRELIMINARY**

10C - FORM X ARO  
IDENTIFICATION SUMMARY  
FOR MULTICOMPONENT ANALYTES

EPA SAMPLE NO.

E3N34

Lab Name: MITKEM LABORATORIES Contract: EP-W-05-030  
 Lab Code: MITKEM Case No.: 38701 Mod. Ref No.: SDG No.: E3N10  
 Lab Sample ID: H1545-06A Date(s) Analyzed: 08/15/2009 08/15/2009  
 Instrument ID (1): E5 Instrument ID (2): E5  
 GC Column(1): CLPPest ID: 0.53 (mm) GC Column(2): CLPPestII ID: 0.53 (MM)

ANALYTE	PEAK	RT	RT WINDOW		CONCENTRATION		%D
			FROM	TO	PEAK	MEAN	
Aroclor-1260	1	5.859	5.791	5.931	68.7616	55.540530	
	2	7.150	7.082	7.222	45.0443		
	3	7.410	7.345	7.485	52.8157		
COLUMN 1	4						
	5						
COLUMN 2	1	6.822	6.754	6.894	80.5696	60.278012	8.5
	2	7.738	7.670	7.810	42.6239		
	3	8.038	7.971	8.111	57.6405		
	4						
	5						

At least 3 peaks for each column are required for identification of multicomponent analytes

**PRELIMINARY**

10C - FORM X ARO  
 IDENTIFICATION SUMMARY  
 FOR MULTICOMPONENT ANALYTES

EPA SAMPLE NO.

E3N43

Lab Name: MITKEM LABORATORIES Contract: EP-W-05-030  
 Lab Code: MITKEM Case No.: 38701 Mod. Ref No.: SDG No.: E3N10  
 Lab Sample ID: H1545-20A Date(s) Analyzed: 08/16/2009 08/16/2009  
 Instrument ID (1): E3 Instrument ID (2): E3  
 GC Column(1): CLPPest ID: 0.53 (mm) GC Column(2): CLPPestII ID: 0.53 (MM)

ANALYTE	PEAK	RT	RT WINDOW		CONCENTRATION		%D
			FROM	TO	PEAK	MEAN	
Aroclor-1248	1	5.077	5.004	5.144	589.0154	1184.774045	
	2	5.395	5.343	5.483	1023.0989		
	3	5.603	5.539	5.679	1942.2079		
	4						
	5						
COLUMN 1	1	5.843	5.762	5.902	617.7429	1091.454793	8.5
	2	6.172	6.094	6.234	1458.5163		
	3	6.448	6.366	6.506	1198.1052		
	4						
	5						
COLUMN 2	1	5.890	5.816	5.957	1625.3749	1463.340383	
	2	6.018	5.946	6.086	1371.7852		
	3	6.533	6.455	6.595	1392.8610		
	4						
	5						
Aroclor-1254	1	6.798	6.718	6.858	1532.3240	1533.435886	4.8
	2	6.941	6.861	7.001	1439.5460		
	3	7.222	7.142	7.282	1628.4377		
	4						
	5						
COLUMN 1	1	6.855	6.780	6.920	1179.0162	574.751407	
	2	7.680	7.600	7.740	232.5869		
	3	8.047	7.969	8.109	312.6511		
	4						
	5						
COLUMN 2	1	7.920	7.832	7.972	1327.8139	632.395881	10
	2	8.783	8.694	8.834	259.7725		
	3	9.302	9.212	9.352	309.6013		
	4						
	5						
Aroclor-1260	1	6.855	6.780	6.920	1179.0162	574.751407	
	2	7.680	7.600	7.740	232.5869		
	3	8.047	7.969	8.109	312.6511		
	4						
	5						
COLUMN 1	1	7.920	7.832	7.972	1327.8139	632.395881	10
	2	8.783	8.694	8.834	259.7725		
	3	9.302	9.212	9.352	309.6013		
	4						
	5						
COLUMN 2	1	7.920	7.832	7.972	1327.8139	632.395881	10
	2	8.783	8.694	8.834	259.7725		
	3	9.302	9.212	9.352	309.6013		
	4						
	5						

At least 3 peaks for each column are required for identification of multicomponent analytes

PRELIMINARY

10C - FORM X ARO  
 IDENTIFICATION SUMMARY  
 FOR MULTICOMPONENT ANALYTES

EPA SAMPLE NO.

E3N43MS

Lab Name: MITKEM LABORATORIES Contract: EP-W-05-030  
 Lab Code: MITKEM Case No.: 38701 Mod. Ref No.: SDG No.: E3N10  
 Lab Sample ID: H1545-20AMS Date(s) Analyzed: 08/16/2009 08/16/2009  
 Instrument ID (1): E3 Instrument ID (2): E3  
 GC Column(1): CLPPest ID: 0.53 (mm) GC Column(2): CLPPestII ID: 0.53 (MM)

ANALYTE	PEAK	RT	RT WINDOW		CONCENTRATION		%D
			FROM	TO	PEAK	MEAN	
Aroclor-1016	1	3.860	3.786	3.926	211.9912	586.160100	
	2	4.305	4.232	4.372	260.4173		
	3	4.796	4.737	4.878	1286.0717		
	4						
	5						
COLUMN 1	1	4.664	4.586	4.726	278.9345	864.181549	47.4
	2	5.418	5.339	5.479	1462.0052		
	3	5.466	5.388	5.528	851.6050		
	4						
	5						
COLUMN 2	1	5.077	5.004	5.144	642.5791	1180.281957	
	2	5.394	5.343	5.483	976.0458		
	3	5.602	5.539	5.679	1922.2209		
	4						
	5						
Aroclor-1248	1	5.843	5.762	5.902	645.9387	1044.187050	13.0
	2	6.171	6.094	6.234	1415.1781		
	3	6.448	6.366	6.506	1071.4443		
	4						
	5						
COLUMN 1	1	5.890	5.816	5.957	1634.7400	1523.985207	
	2	6.018	5.946	6.086	1338.4388		
	3	6.532	6.455	6.595	1598.7769		
	4						
	5						
COLUMN 2	1	6.798	6.718	6.858	1424.8012	1431.368416	6.5
	2	6.942	6.861	7.001	1364.7648		
	3	7.222	7.142	7.282	1504.5393		
	4						
	5						

PRELIMINARY

10C - FORM X ARO  
 IDENTIFICATION SUMMARY  
 FOR MULTICOMPONENT ANALYTES

EPA SAMPLE NO.

E3N43MS

Lab Name: MITKEM LABORATORIES Contract: EP-W-05-030  
 Lab Code: MITKEM Case No.: 38701 Mod. Ref No.: SDG No.: E3N10  
 Lab Sample ID: H1545-20AMS Date(s) Analyzed: 08/16/2009 08/16/2009  
 Instrument ID (1): E3 Instrument ID (2): E3  
 GC Column(1): CLPPest ID: 0.53 (mm) GC Column(2): CLPPestII ID: 0.53 (MM)

ANALYTE	PEAK	RT	RT WINDOW		CONCENTRATION		%D	
			FROM	TO	PEAK	MEAN		
Aroclor-1260	1	6.855	6.780	6.920	1292.7788	734.149840		
	2	7.679	7.600	7.740	420.8120			
	3	8.046	7.969	8.109	488.8588			
COLUMN 1		4						
COLUMN 1		5						
COLUMN 2	1	7.919	7.832	7.972	1400.7618	763.930131	4.1	
	2	8.783	8.694	8.834	430.9709			
	3	9.301	9.212	9.352	460.0578			
	COLUMN 2		4					
	COLUMN 2		5					

At least 3 peaks for each column are required for identification of multicomponent analytes

**PRELIMINARY**

10C - FORM X ARO  
IDENTIFICATION SUMMARY  
FOR MULTICOMPONENT ANALYTES

EPA SAMPLE NO.

E3N43MSD

Lab Name: MITKEM LABORATORIES Contract: EP-W-05-030  
 Lab Code: MITKEM Case No.: 38701 Mod. Ref No.: SDG No.: E3N10  
 Lab Sample ID: H1545-20AMSD Date(s) Analyzed: 08/16/2009 08/16/2009  
 Instrument ID (1): E3 Instrument ID (2): E3  
 GC Column(1): CLPPest ID: 0.53 (mm) GC Column(2): CLPPestII ID: 0.53 (MM)

ANALYTE	PEAK	RT	RT WINDOW		CONCENTRATION		%D
			FROM	TO	PEAK	MEAN	
Aroclor-1016	1	3.861	3.786	3.926	192.5275	540.435343	
	2	4.305	4.232	4.372	241.3418		
COLUMN 1	3	4.796	4.737	4.878	1187.4367		
	4						
	5						
COLUMN 2	1	4.665	4.586	4.726	256.4070		
	2	5.418	5.339	5.479	1353.1669		
	3	5.467	5.388	5.528	784.9749		
	4						
	5						
Aroclor-1248	1	5.077	5.004	5.144	592.8711	1085.471667	
	2	5.394	5.343	5.483	897.1488		
COLUMN 1	3	5.603	5.539	5.679	1766.3951		
	4						
	5						
COLUMN 2	1	5.843	5.762	5.902	595.3306		
	2	6.172	6.094	6.234	1300.6989		
	3	6.449	6.366	6.506	986.1686		
	4						
	5						
Aroclor-1254	1	5.890	5.816	5.957	1478.3094	1387.552099	
	2	6.018	5.946	6.086	1213.4538		
COLUMN 1	3	6.531	6.455	6.595	1470.8931		
	4						
	5						
COLUMN 2	1	6.798	6.718	6.858	1288.9759		
	2	6.942	6.861	7.001	1243.9320		
	3	7.222	7.142	7.282	1353.6212		
	4						
	5						
					1295.509724	7.1	

PRELIMINARY



10C - FORM X ARO  
IDENTIFICATION SUMMARY  
FOR MULTICOMPONENT ANALYTES

EPA SAMPLE NO.

E3N43MSD

Lab Name: MITKEM LABORATORIES Contract: EP-W-05-030  
 Lab Code: MITKEM Case No.: 38701 Mod. Ref No.: SDG No.: E3N10  
 Lab Sample ID: H1545-20AMSD Date(s) Analyzed: 08/16/2009 08/16/2009  
 Instrument ID (1): E3 Instrument ID (2): E3  
 GC Column(1): CLPPest ID: 0.53 (mm) GC Column(2): CLPPestII ID: 0.53 (MM)

ANALYTE	PEAK	RT	RT WINDOW		CONCENTRATION		%D	
			FROM	TO	PEAK	MEAN		
Aroclor-1260	1	6.855	6.780	6.920	1187.0831	675.264600		
	2	7.679	7.600	7.740	388.1448			
	3	8.046	7.969	8.109	450.5658			
COLUMN 1		4						
COLUMN 1		5						
COLUMN 2	1	7.919	7.832	7.972	1281.5735	697.741073	3.3	
	2	8.783	8.694	8.834	391.1219			
	3	9.301	9.212	9.352	420.5278			
	COLUMN 2		4					
	COLUMN 2		5					

At least 3 peaks for each column are required for identification of multicomponent analytes

**PRELIMINARY**



Contract Laboratory Program

### Sample Delivery Group (SDG)

#### Cover Sheet

SDG Number E3N10

Laboratory Name	<u>Mitkem Laboratories</u>	Lab Code	<u>MITKEM</u>
Contract No.	<u>EP-W-05-030</u>	Case No.	<u>38701</u>
Analysis Price	<u>\$437</u>	SDG Turnaround	<u>21 days with PR</u>

#### EPA Sample Numbers in SDG (Listed in Numerical Order)

01) E3N10	08) E3N17	15) E3N24	22) E3N43MSD
02) E3N11	09) E3N18	16) E3N25	/
03) E3N12	10) E3N19	17) E3N26	
04) E3N13	11) E3N20	18) E3N34	
05) E3N14	12) E3N21	19) E3N35	
06) E3N15	13) E3N22	20) E3N43	
07) E3N16	14) E3N23	21) E3N43MS	

First Sample in SDG

E3N10

Last Sample in SDG

E3N43

First Sample Receipt Date

08/13/2009

Last Sample Receipt Date

08/14/2009

**Note:** There are a maximum of 20 field samples [excluding Performance Evaluation (PE) samples in an SDG. Attach the TR/COC Records to this form in alphanumeric order (the order listed above on this form).

Signature

*Agnes R. Huntley*

Date 08/15/2009

Modified Analysis 1760.0



# USEPA Contract Laboratory Program Organic Traffic Report & Chain of Custody Record

Case No: 38701  
DAS No: 09CK15  
SDG No: E3N10

**L**

Date Shipped: 8/12/2009		Sampler Signature: <i>[Signature]</i>	
Carrier Name: FedEx		Received By: <i>[Signature]</i> (Date / Time)	
Airbill: 8638 4466 2388		8/13/09 8:55	
Shipped to: Spectrum Analytical 175 Metro Center Blvd. Warwick RI 02886 (401) 732-3400		1. <i>[Signature]</i> 8/12/09 17:30	
		2. _____	
		3. _____	
		4. _____	

ORGANIC SAMPLE No.	MATRIX/ SAMPLER	CONC/ TYPE	ANALYSIS/ TURNAROUND	TAG No./ PRESERVATIVE/ Bottles	STATION LOCATION	SAMPLE COLLECT DATE/TIME	FOR LAB USE ONLY SAMPLE No.
01 E3N10	Soil/Sediment/ Greene, Raddeman	L/G	PAHs (21), PCBs (sed) (21)	5-235142 (Ice Only), 5-235143 (Ice Only) (2)	KK-SD012-C2	S: 8/12/2009 11:31	INORGANIC SAMPLE No.
02 E3N11	Hodach, Unger Soil/Sediment/ Greene, Raddeman	L/G	PAHs (21), PCBs (sed) (21)	5-235144 (Ice Only), 5-235145 (Ice Only) (2)	KK-SD012-C3	S: 8/12/2009 11:33	
03 E3N12	Hodach, Unger Soil/Sediment/ Greene, Raddeman	L/G	PAHs (21), PCBs (sed) (21)	5-235146 (Ice Only), 5-235147 (Ice Only) (2)	KK-SD012-C3-FD	S: 8/12/2009 11:35	
04 E3N13	Hodach, Unger Soil/Sediment/ Greene, Raddeman	L/G	PAHs (21), PCBs (sed) (21)	5-235148 (Ice Only), 5-235149 (Ice Only) (2)	KK-SD012-N	S: 8/12/2009 11:37	
05 E3N14	Hodach, Unger Soil/Sediment/ Greene, Raddeman	L/G	PAHs (21), PCBs (sed) (21)	5-235150 (Ice Only), 5-235151 (Ice Only) (2)	KK-SD016-A	S: 8/12/2009 10:25	

Shipment for Case Complete? N	Sample(s) to be used for laboratory QC: E3N09	Additional Sampler Signature(s):	Cooler Temperature Upon Receipt: 6°C	Chain of Custody Seal Number: 105135-105136
Analysis Key: PAHs = PAHs, PCBs (sed) = PCBs (sed)	Concentration: L = Low, M = Low/Medium, H = High	Type/Designate: Composite = C, Grab = G	Custody Seal Intact? <input checked="" type="checkbox"/>	Shipment Iced? <input checked="" type="checkbox"/>



# USEPA Contract Laboratory Program Organic Traffic Report & Chain of Custody Record

Case No: 38701  
DAS No: 09CK15  
SDG No: E3N10

**L**

Date Shipped: 8/12/2009		Sampler Signature: <i>[Signature]</i>	
Carrier Name: FedEx		Received By: <i>[Signature]</i> (Date / Time)	
Airbill: 8638 4466 2388		8/12/09 18:00	
Shipped to: Spectrum Analytical 175 Metro Center Blvd. Warwick RI 02886 (401) 732-3400		8:55	
1 <i>[Signature]</i>		2 <i>[Signature]</i>	
3 <i>[Signature]</i>		4 <i>[Signature]</i>	

### For Lab Use Only

Lab Contract No: EP-W-05-030  
Unit Price: \$437  
Transfer To: -  
Lab Contract No: -  
Unit Price: -

ORGANIC SAMPLE No.	MATRIX/ SAMPLER	CONC/ TYPE	ANALYSIS/ TURNAROUND	TAG No./ PRESERVATIVE/ Bottles	STATION LOCATION	SAMPLE COLLECT DATE/TIME	FOR LAB USE ONLY Sample Condition On Receipt
06 E3N34	Soil/Sediment/ Greene, Raddeman	L/G	PAHs (21), PCBs (sed) (21)	5C-124925 (Ice Only), 5C-124926 (Ice Only) (2)	KK-SD008-A	S: 8/12/2009 12:40	OK
07 E3N35	Hodach, Unger Soil/Sediment/ Greene, Raddeman Hodach, Unger	L/G	PAHs (21), PCBs (sed) (21)	5C-124927 (Ice Only), 5C-124928 (Ice Only) (2)	KK-SD008-N	S: 8/12/2009 12:42	OK

Shipment for Case Complete? N	Sample(s) to be used for laboratory QC:	Additional Sampler Signature(s):	Cooler Temperature Upon Receipt: 6C	Chain of Custody Seal Number: 105131-105139
Analysis Key: PAHs = PAHs, PCBs (sed) = PCBs (sed)	Concentration: L = Low, M = Low/Medium, H = High	Type/Designate: Composite = C, Grab = G	Custody Seal Intact? 4	Shipment Iced? <input checked="" type="checkbox"/>

TR Number: 5-264768350-081209-0003

PR provides preliminary results. Requests for preliminary results will increase analytical costs.  
Send Copy to: Sample Management Office, Attn: Heather Bauer, CSC, 15000 Conference Center Dr., Chantilly, VA 20151-3819; Phone 703/818-4200; Fax 703/818-4600

**LABORATORY COPY**



**USEPA Contract Laboratory Program  
Organic Traffic Report & Chain of Custody Record**

Case No: 38701  
DAS No: 09CK15  
SDG No: E3N1D

**L**

Date Shipped: 8/12/2009		Sampler Signature: <i>[Signature]</i>	
Carrier Name: FedEx		Received By: <i>[Signature]</i>	
Airbill: 8638 4466 2388		(Date / Time) 8/13/09 8:53	
Shipped to: Spectrum Analytical 175 Metro Center Blvd. Warwick RI 02886 (401) 732-3400		<i>[Signature]</i>	

**Chain of Custody Record**

Relinquished By	(Date / Time)
1 <i>[Signature]</i>	8/12/09 17:40
2	
3	
4	

**For Lab Use Only**

Lab Contract No: EP-W-05-030

Unit Price: \$437

Transfer To: \_\_\_\_\_

Lab Contract No: \_\_\_\_\_

Unit Price: \_\_\_\_\_

ORGANIC SAMPLE No.	MATRIX/ SAMPLER	CONC/ TYPE	ANALYSIS/ TURNAROUND	TAG No./ PRESERVATIVE/ Bottles	STATION LOCATION	SAMPLE COLLECT DATE/TIME	FOR LAB USE ONLY Sample Condition On Receipt
HIS45 E3N15	Soil/Sediment/ Greene, Raddeman	L/G	PAHs (21), PCBs (sed) (21)	5-235152 (Ice Only), 5-235153 (Ice Only) (2)	KK-SD016-B	S: 8/12/2009 10:27	OK
E3N16	Hodach, Unger Soil/Sediment/ Greene, Raddeman	L/G	PAHs (21), PCBs (sed) (21)	5-235154 (Ice Only), 5-235155 (Ice Only) (2)	KK-SD016-C1	S: 8/12/2009 10:29	
E3N17	Hodach, Unger Soil/Sediment/ Greene, Raddeman	L/G	PAHs (21), PCBs (sed) (21)	5-235156 (Ice Only), 5-235157 (Ice Only) (2)	KK-SD016-C2	S: 8/12/2009 10:31	
E3N18	Hodach, Unger Soil/Sediment/ Greene, Raddeman	L/G	PAHs (21), PCBs (sed) (21)	5-235158 (Ice Only), 5-235159 (Ice Only) (2)	KK-SD016-N	S: 8/12/2009 10:33	
E3N19	Hodach, Unger Soil/Sediment/ Greene, Raddeman	L/G	PAHs (21), PCBs (sed) (21)	5-235160 (Ice Only), 5-235161 (Ice Only) (2)	KK-SD019-A	S: 8/12/2009 9:25	
E3N20	Hodach, Unger Soil/Sediment/ Greene, Raddeman	L/G	PAHs (21), PCBs (sed) (21)	5-235162 (Ice Only), 5-235163 (Ice Only) (2)	KK-SD019-B	S: 8/12/2009 9:27	
E3N21	Hodach, Unger Soil/Sediment/ Greene, Raddeman	L/G	PAHs (21), PCBs (sed) (21)	5-235164 (Ice Only), 5-235165 (Ice Only) (2)	KK-SD019-C1	S: 8/12/2009 9:29	OK

Shipment for Case Complete?	Sample(s) to be used for laboratory QC:	Additional Sampler Signature(s):	Cooler Temperature Upon Receipt: 6	Chain of Custody Seal Number: 105137-105138
Analysis Key: PAHs = PAHs, PCBs (sed) = PCBs (sed)	Concentration: L = Low, M = Low/Medium, H = High	Type/Designate: Composite = C, Grab = G	Custody Seal Intact? <input checked="" type="checkbox"/>	Shipment Iced? <input checked="" type="checkbox"/>



# USEPA Contract Laboratory Program Organic Traffic Report & Chain of Custody Record

Case No: 38701  
DAS No: 09CK15  
SDG No: E3N10

L

Date Shipped: 8/12/2009		Sampler Signature: <i>[Signature]</i>	
Carrier Name: FedEx		Received By (Date / Time): <i>[Signature]</i> (8/13/09 8:55)	
Airbill: 8638 4466 2388		Lab Contract No: EP-W-05-030	
Shipped to: Spectrum Analytical 175 Metro Center Blvd. Warwick RI 02886 (401) 732-3400		Unit Price: \$ 437	
1		Transfer To: _____	
2		Lab Contract No: _____	
3		Unit Price: _____	
4		Lab Contract No: _____	

ORGANIC SAMPLE No.	MATRIX/ SAMPLER	CONC/ TYPE	ANALYSIS/ TURNAROUND	TAG No./ PRESERVATIVE/ Bottles	STATION LOCATION	SAMPLE COLLECT DATE/TIME	FOR LAB USE ONLY Sample Condition On Receipt
15 E3N22	Soil/Sediment/ Greene, Raddeman	L/G	PAHs (21), PCBs (sed) (21)	5C-124901 (Ice Only), 5C-124902 (Ice Only) (2)	KK-SD019-C1-FD	S: 8/12/2009 9:31	OK
16 E3N23	Hodach, Unger Soil/Sediment/ Greene, Raddeman	L/G	PAHs (21), PCBs (sed) (21)	5C-124903 (Ice Only), 5C-124904 (Ice Only) (2)	KK-SD019-C2	S: 8/12/2009 9:33	
17 E3N24	Hodach, Unger Soil/Sediment/ Greene, Raddeman	L/G	PAHs (21), PCBs (sed) (21)	5C-124905 (Ice Only), 5C-124906 (Ice Only) (2)	KK-SD019-C3	S: 8/12/2009 9:35	
18 E3N25	Hodach, Unger Soil/Sediment/ Greene, Raddeman	L/G	PAHs (21), PCBs (sed) (21)	5C-124907 (Ice Only), 5C-124908 (Ice Only) (2)	KK-SD019-N	S: 8/12/2009 9:37	OK
19 E3N26	Hodach, Unger Soil/Sediment/ Greene, Raddeman	L/G	PAHs (21), PCBs (sed) (21)	5C-124909 (Ice Only), 5C-124910 (Ice Only) (2)	KK-SD002-A	S: 8/12/2009 13:00	

Shipment for Case Complete? N	Sample(s) to be used for laboratory QC:	Additional Sampler Signature(s):	Cooler Temperature Upon Receipt: 6°C	Chain of Custody Seal Number: 105137-105138
Analysis Key: PAHs = PAHs, PCBs (sed) = PCBs (sed)	Concentration: L = Low, M = Low/Medium, H = High	Type/Designate: Composite = C, Grab = G	Custody Seal Intact? <input checked="" type="checkbox"/>	Shipment Iced? <input checked="" type="checkbox"/>

TR Number: 5-264768350-081209-0002

LABORATORY COPY



# USEPA Contract Laboratory Program Organic Traffic Report & Chain of Custody Record

Case No: 38701  
DAS No: 09CK15  
SDG No: E3N10

**For Lab Use Only**  
Lab Contract No: EP-W-DS-030  
Unit Price: \$ 437  
Transfer To: -  
Lab Contract No: -  
Unit Price: -

Chain of Custody Record		Sampler Signature	Received By	Date / Time
1	Relinquished By	<i>[Signature]</i>	<i>[Signature]</i>	8/13/09 17:35
2	Received By	<i>[Signature]</i>	<i>[Signature]</i>	8/14/09 9:00
3				
4				

Date Shipped: 8/13/2009  
Carrier Name: FedEx  
Airbill: 8638 4466 2399  
Shipped to: Spectrum Analytical  
175 Metro Center Blvd.  
Warwick RI 02886  
(401) 732-3400

ORGANIC SAMPLE No.	MATRIX/ SAMPLER	CONC/ TYPE	ANALYSIS/ TURNAROUND	TAG No./ PRESERVATIVE/ Bottles	STATION LOCATION	SAMPLE COLLECT DATE/TIME	FOR LAB USE ONLY SAMPLE No.
E3N42	Soil/Sediment/ Greene, Raddeman	L/G	PAHs (21), PCBs (sed) (21)	5C-124941 (Ice Only), 5C-124942 (Ice Only) (2)	KK-SD010-A	S: 8/13/2009	8:35
E3N43	Hodach, Unger Soil/Sediment/ Greene, Raddeman	L/G	PAHs (21), PCBs (sed) (21)	5C-124943 (Ice Only), 5C-124944 (Ice Only) (2)	KK-SD010-B	S: 8/13/2009	8:37
E3N44	Hodach, Unger Soil/Sediment/ Greene, Raddeman	L/G	PAHs (21), PCBs (sed) (21)	5C-124945 (Ice Only), 5C-124946 (Ice Only) (2)	KK-SD010-C1	S: 8/13/2009	8:39
E3N45	Hodach, Unger Soil/Sediment/ Greene, Raddeman	L/G	PAHs (21), PCBs (sed) (21)	5C-124947 (Ice Only), 5C-124948 (Ice Only) (2)	KK-SD010-C1-FD	S: 8/13/2009	8:41
E3N46	Hodach, Unger Soil/Sediment/ Greene, Raddeman	L/G	PAHs (21), PCBs (sed) (21)	5C-124949 (Ice Only), 5C-124950 (Ice Only) (2)	KK-SD010-C2	S: 8/13/2009	8:43
E3N47	Hodach, Unger Soil/Sediment/ Greene, Raddeman	L/G	PAHs (21), PCBs (sed) (21)	5C-124951 (Ice Only), 5C-124952 (Ice Only) (2)	KK-SD010-C3	S: 8/13/2009	8:45
E3N48	Hodach, Unger Soil/Sediment/ Greene, Raddeman	L/G	PAHs (21), PCBs (sed) (21)	5C-124953 (Ice Only), 5C-124954 (Ice Only) (2)	KK-SD010-N	S: 8/13/2009	8:47

→ SDG - Final Sample

Shipment for Case Complete 7N	Sample(s) to be used for laboratory QC: E3N43	Additional Sampler Signature(s):	Cooler Temperature Upon Receipt: 6°C	Chain of Custody Seal Number: 105607-105608
Analysis Key: PAHs = PAHs, PCBs (sed) = PCBs (sed)	Concentration: L = Low, M = Low/Medium, H = High	Type/Designate: Composite = C, Grab = G	Custody Seal Intact? <input checked="" type="checkbox"/>	Shipment Iced? <input checked="" type="checkbox"/>

1E - FORM I SV-2  
SEMIVOLATILE ORGANICS ANALYSIS DATA SHEET

EPA SAMPLE NO.

E3N10

Lab Name: MITKEM LABORATORIES Contract: EP-W-05-030  
 Lab Code: MITKEM Case No.: 38701 Mod. Ref No.: 1760.0 SDG No.: E3N10  
 Matrix: (SOIL/SED/WATER) SOIL Lab Sample ID: H1545-01A  
 Sample wt/vol: 30.1 (g/mL) G Lab File ID: S2F9286A.D  
 Level: (LOW/MED) LOW Extraction: (Type) SONC  
 % Moisture: 46 Decanted: (Y/N) N Date Received: 08/13/2009  
 Concentrated Extract Volume: 500 (uL) Date Extracted: 08/13/2009  
 Injection Volume: 2.0 (uL) GPC Factor: 2.00 Date Analyzed: 08/16/2009  
 GPC Cleanup: (Y/N) N pH: 7.8 Dilution Factor: 1.0

CAS NO.	COMPOUND	CONCENTRATION UNITS:	
		(ug/L or ug/Kg)	UG/KG
91-20-3	Naphthalene	1400	
91-57-6	2-Methylnaphthalene	500	
208-96-8	Acenaphthylene	280	J
83-32-9	Acenaphthene	1200	

PRELIMINARY



1E - FORM I SV-2  
SEMIVOLATILE ORGANICS ANALYSIS DATA SHEET

EPA SAMPLE NO.

E3N10

Lab Name: MITKEM LABORATORIES Contract: EP-W-05-030  
 Lab Code: MITKEM Case No.: 38701 Mod. Ref No.: 1760.0 SDG No.: E3N10  
 Matrix: (SOIL/SED/WATER) SOIL Lab Sample ID: H1545-01A  
 Sample wt/vol: 30.1 (g/mL) G Lab File ID: S2F9286A.D  
 Level: (LOW/MED) LOW Extraction: (Type) SONC  
 % Moisture: 46 Decanted: (Y/N) N Date Received: 08/13/2009  
 Concentrated Extract Volume: 500 (uL) Date Extracted: 08/13/2009  
 Injection Volume: 2.0 (uL) GPC Factor: 2.00 Date Analyzed: 08/16/2009  
 GPC Cleanup: (Y/N) N pH: 7.8 Dilution Factor: 1.0

CAS NO.	COMPOUND	CONCENTRATION UNITS:		Q
		(ug/L or ug/Kg)	UG/KG	
86-73-7	Fluorene		2000	
85-01-8	Phenanthrene		19000	E
120-12-7	Anthracene		2000	
206-44-0	Fluoranthene		38000	E
129-00-0	Pyrene		19000	E
56-55-3	Benzo(a)anthracene		8600	E
218-01-9	Chrysene		11000	E
205-99-2	Benzo(b)fluoranthene		12000	E
207-08-9	Benzo(k)fluoranthene		7400	E
50-32-8	Benzo(a)pyrene		7700	E
193-39-5	Indeno(1,2,3-cd)pyrene		4100	
53-70-3	Dibenzo(a,h)anthracene		1500	
191-24-2	Benzo(g,h,i)perylene		1900	

(1) Cannot be separated from Diphenylamine

PRELIMINARY

1D - FORM I SV-1  
SEMIVOLATILE ORGANICS ANALYSIS DATA SHEET

EPA SAMPLE NO.

E3N11

Lab Name: MITKEM LABORATORIES Contract: EP-W-05-030  
 Lab Code: MITKEM Case No.: 38701 Mod. Ref No.: 1760.0 SDG No.: E3N10  
 Matrix: (SOIL/SED/WATER) SOIL Lab Sample ID: H1545-02A  
 Sample wt/vol: 30.1 (g/mL) G Lab File ID: S2F9287A.D  
 Level: (LOW/MED) LOW Extraction: (Type) SONC  
 % Moisture: 37 Decanted: (Y/N) N Date Received: 08/13/2009  
 Concentrated Extract Volume: 500 (uL) Date Extracted: 08/13/2009  
 Injection Volume: 2.0 (uL) GPC Factor: 2.00 Date Analyzed: 08/16/2009  
 GPC Cleanup: (Y/N) N pH: 8.0 Dilution Factor: 1.0

CAS NO.	COMPOUND	CONCENTRATION UNITS: (ug/L or ug/Kg)	UG/KG	Q
91-20-3	Naphthalene		660	
91-57-6	2-Methylnaphthalene		720	
208-96-8	Acenaphthylene		200	J
83-32-9	Acenaphthene		2000	

PRELIMINARY

1E - FORM I SV-2  
SEMIVOLATILE ORGANICS ANALYSIS DATA SHEET

EPA SAMPLE NO.

E3N11

Lab Name: MITKEM LABORATORIES Contract: EP-W-05-030  
 Lab Code: MITKEM Case No.: 38701 Mod. Ref No.: 1760.0 SDG No.: E3N10  
 Matrix: (SOIL/SED/WATER) SOIL Lab Sample ID: H1545-02A  
 Sample wt/vol: 30.1 (g/mL) G Lab File ID: S2F9287A.D  
 Level: (LOW/MED) LOW Extraction: (Type) SONC  
 % Moisture: 37 Decanted: (Y/N) N Date Received: 08/13/2009  
 Concentrated Extract Volume: 500 (uL) Date Extracted: 08/13/2009  
 Injection Volume: 2.0 (uL) GPC Factor: 2.00 Date Analyzed: 08/16/2009  
 GPC Cleanup: (Y/N) N pH: 8.0 Dilution Factor: 1.0

CAS NO.	COMPOUND	CONCENTRATION UNITS: (ug/L or ug/Kg)	UG/KG	Q
86-73-7	Fluorene		3500	
85-01-8	Phenanthrene		32000	E
120-12-7	Anthracene		4900	E
206-44-0	Fluoranthene		35000	E
129-00-0	Pyrene		27000	E
56-55-3	Benzo (a) anthracene		9700	E
218-01-9	Chrysene		10000	E
205-99-2	Benzo (b) fluoranthene		9100	E
207-08-9	Benzo (k) fluoranthene		7800	E
50-32-8	Benzo (a) pyrene		5700	E
193-39-5	Indeno (1,2,3-cd) pyrene		2100	
53-70-3	Dibenzo (a,h) anthracene		990	
191-24-2	Benzo (g,h,i) perylene		2000	

(1) Cannot be separated from Diphenylamine

PRELIMINARY

1D - FORM I SV-1  
 SEMIVOLATILE ORGANICS ANALYSIS DATA SHEET

EPA SAMPLE NO.

E3N12

Lab Name: MITKEM LABORATORIES Contract: EP-W-05-030  
 Lab Code: MITKEM Case No.: 38701 Mod. Ref No.: 1760.0 SDG No.: E3N10  
 Matrix: (SOIL/SED/WATER) SOIL Lab Sample ID: H1545-03A  
 Sample wt/vol: 30.0 (g/mL) G Lab File ID: S2F9288A.D  
 Level: (LOW/MED) LOW Extraction: (Type) SONC  
 % Moisture: 39 Decanted: (Y/N) N Date Received: 08/13/2009  
 Concentrated Extract Volume: 500 (uL) Date Extracted: 08/13/2009  
 Injection Volume: 2.0 (uL) GPC Factor: 2.00 Date Analyzed: 08/16/2009  
 GPC Cleanup: (Y/N) N pH: 8.1 Dilution Factor: 1.0

CAS NO.	COMPOUND	CONCENTRATION UNITS:		Q
		(ug/L or ug/Kg)	UG/KG	
91-20-3	Naphthalene		420	
91-57-6	2-Methylnaphthalene		420	
208-96-8	Acenaphthylene		160	J
83-32-9	Acenaphthene		940	

PRELIMINARY

1E - FORM I SV-2  
SEMIVOLATILE ORGANICS ANALYSIS DATA SHEET

EPA SAMPLE NO.

E3N12

Lab Name: MITKEM LABORATORIES Contract: EP-W-05-030  
 Lab Code: MITKEM Case No.: 38701 Mod. Ref No.: 1760.0 SDG No.: E3N10  
 Matrix: (SOIL/SED/WATER) SOIL Lab Sample ID: H1545-03A  
 Sample wt/vol: 30.0 (g/mL) G Lab File ID: S2F9288A.D  
 Level: (LOW/MED) LOW Extraction: (Type) SONC  
 % Moisture: 39 Decanted: (Y/N) N Date Received: 08/13/2009  
 Concentrated Extract Volume: 500 (uL) Date Extracted: 08/13/2009  
 Injection Volume: 2.0 (uL) GPC Factor: 2.00 Date Analyzed: 08/16/2009  
 GPC Cleanup: (Y/N) N pH: 8.1 Dilution Factor: 1.0

CAS NO.	COMPOUND	CONCENTRATION UNITS:	
		ug/L or ug/Kg	ug/KG
86-73-7	Fluorene	1700	
85-01-8	Phenanthrene	19000	E
120-12-7	Anthracene	2200	
206-44-0	Fluoranthene	31000	E
129-00-0	Pyrene	20000	E
56-55-3	Benzo(a)anthracene	6400	E
218-01-9	Chrysene	8800	E
205-99-2	Benzo(b)fluoranthene	11000	E
207-08-9	Benzo(k)fluoranthene	2400	
50-32-8	Benzo(a)pyrene	4600	E
193-39-5	Indeno(1,2,3-cd)pyrene	2000	
53-70-3	Dibenzo(a,h)anthracene	860	
191-24-2	Benzo(g,h,i)perylene	1900	

(1) Cannot be separated from Diphenylamine

PRELIMINARY

1D - FORM I SV-1  
SEMIVOLATILE ORGANICS ANALYSIS DATA SHEET

EPA SAMPLE NO.

E3N13

Lab Name: MITKEM LABORATORIES Contract: EP-W-05-030  
 Lab Code: MITKEM Case No.: 38701 Mod. Ref No.: 1760.0 SDG No.: E3N10  
 Matrix: (SOIL/SED/WATER) SOIL Lab Sample ID: H1545-04A  
 Sample wt/vol: 30.0 (g/mL) G Lab File ID: S2F9289A.D  
 Level: (LOW/MED) LOW Extraction: (Type) SONC  
 % Moisture: 19 Decanted: (Y/N) N Date Received: 08/13/2009  
 Concentrated Extract Volume: 500 (uL) Date Extracted: 08/13/2009  
 Injection Volume: 2.0 (uL) GPC Factor: 2.00 Date Analyzed: 08/16/2009  
 GPC Cleanup: (Y/N) N pH: 8.0 Dilution Factor: 1.0

CAS NO.	COMPOUND	CONCENTRATION UNITS:	
		UG/KG (ug/L or ug/Kg)	Q
91-20-3	Naphthalene	210	U
91-57-6	2-Methylnaphthalene	210	U
208-96-8	Acenaphthylene	210	U
83-32-9	Acenaphthene	210	U

PRELIMINARY

1E - FORM I SV-2  
SEMIVOLATILE ORGANICS ANALYSIS DATA SHEET

EPA SAMPLE NO.

E3N13

Lab Name: MITKEM LABORATORIES Contract: EP-W-05-030  
 Lab Code: MITKEM Case No.: 38701 Mod. Ref No.: 1760.0 SDG No.: E3N10  
 Matrix: (SOIL/SED/WATER) SOIL Lab Sample ID: H1545-04A  
 Sample wt/vol: 30.0 (g/mL) G Lab File ID: S2F9289A.D  
 Level: (LOW/MED) LOW Extraction: (Type) SONC  
 % Moisture: 19 Decanted: (Y/N) N Date Received: 08/13/2009  
 Concentrated Extract Volume: 500 (uL) Date Extracted: 08/13/2009  
 Injection Volume: 2.0 (uL) GPC Factor: 2.00 Date Analyzed: 08/16/2009  
 GPC Cleanup: (Y/N) N pH: 8.0 Dilution Factor: 1.0

CAS NO.	COMPOUND	CONCENTRATION UNITS:		Q
		(ug/L or ug/Kg)	UG/KG	
86-73-7	Fluorene	210	U	U
85-01-8	Phenanthrene	210	U	U
120-12-7	Anthracene	210	U	U
206-44-0	Fluoranthene	210	U	U
129-00-0	Pyrene	210	U	U
56-55-3	Benzo(a)anthracene	210	U	U
218-01-9	Chrysene	210	U	U
205-99-2	Benzo(b)fluoranthene	210	U	U
207-08-9	Benzo(k)fluoranthene	210	U	U
50-32-8	Benzo(a)pyrene	210	U	U
193-39-5	Indeno(1,2,3-cd)pyrene	210	U	U
53-70-3	Dibenzo(a,h)anthracene	210	U	U
191-24-2	Benzo(g,h,i)perylene	210	U	U

(1) Cannot be separated from Diphenylamine

PRELIMINARY

SOM01.2 (6/2007)

1D - FORM I SV-1  
SEMIVOLATILE ORGANICS ANALYSIS DATA SHEET

EPA SAMPLE NO.

E3N14

Lab Name: MITKEM LABORATORIES Contract: EP-W-05-030  
 Lab Code: MITKEM Case No.: 38701 Mod. Ref No.: 1760.0 SDG No.: E3N10  
 Matrix: (SOIL/SED/WATER) SOIL Lab Sample ID: H1545-05A  
 Sample wt/vol: 30.2 (g/mL) G Lab File ID: S2F9290A.D  
 Level: (LOW/MED) LOW Extraction: (Type) SONC  
 % Moisture: 39 Decanted: (Y/N) N Date Received: 08/13/2009  
 Concentrated Extract Volume: 500 (uL) Date Extracted: 08/13/2009  
 Injection Volume: 2.0 (uL) GPC Factor: 2.00 Date Analyzed: 08/16/2009  
 GPC Cleanup: (Y/N) N pH: 7.2 Dilution Factor: 1.0

CAS NO.	COMPOUND	CONCENTRATION UNITS: (ug/L or ug/Kg)	UG/KG	Q
91-20-3	Naphthalene		680	
91-57-6	2-Methylnaphthalene		560	
208-96-8	Acenaphthylene		150	J
83-32-9	Acenaphthene		1600	

PRELIMINARY



1E - FORM I SV-2  
SEMIVOLATILE ORGANICS ANALYSIS DATA SHEET

EPA SAMPLE NO.

E3N14

Lab Name: MITKEM LABORATORIES Contract: EP-W-05-030  
 Lab Code: MITKEM Case No.: 38701 Mod. Ref No.: 1760.0 SDG No.: E3N10  
 Matrix: (SOIL/SED/WATER) SOIL Lab Sample ID: H1545-05A  
 Sample wt/vol: 30.2 (g/mL) G Lab File ID: S2F9290A.D  
 Level: (LOW/MED) LOW Extraction: (Type) SONC  
 % Moisture: 39 Decanted: (Y/N) N Date Received: 08/13/2009  
 Concentrated Extract Volume: 500 (uL) Date Extracted: 08/13/2009  
 Injection Volume: 2.0 (uL) GPC Factor: 2.00 Date Analyzed: 08/16/2009  
 GPC Cleanup: (Y/N) N pH: 7.2 Dilution Factor: 1.0

CAS NO.	COMPOUND	CONCENTRATION UNITS: (ug/L or ug/Kg)	UG/KG	Q
86-73-7	Fluorene		2500	
85-01-8	Phenanthrene		21000	E
120-12-7	Anthracene		20000	E
206-44-0	Fluoranthene		29000	E
129-00-0	Pyrene		30000	E
56-55-3	Benzo(a)anthracene		7700	E
218-01-9	Chrysene		12000	E
205-99-2	Benzo(b)fluoranthene		14000	E
207-08-9	Benzo(k)fluoranthene		4300	
50-32-8	Benzo(a)pyrene		5900	E
193-39-5	Indeno(1,2,3-cd)pyrene		2200	
53-70-3	Dibenzo(a,h)anthracene		940	
191-24-2	Benzo(g,h,i)perylene		2000	

(1) Cannot be separated from Diphenylamine

PRELIMINARY

1D - FORM I SV-1  
SEMIVOLATILE ORGANICS ANALYSIS DATA SHEET

EPA SAMPLE NO.

E3N15

Lab Name: MITKEM LABORATORIES Contract: EP-W-05-030  
 Lab Code: MITKEM Case No.: 38701 Mod. Ref No.: 1760.0 SDG No.: E3N10  
 Matrix: (SOIL/SED/WATER) SOIL Lab Sample ID: H1545-08A  
 Sample wt/vol: 30.4 (g/mL) G Lab File ID: S2F9293A.D  
 Level: (LOW/MED) LOW Extraction: (Type) SONC  
 % Moisture: 31 Decanted: (Y/N) N Date Received: 08/13/2009  
 Concentrated Extract Volume: 500 (uL) Date Extracted: 08/13/2009  
 Injection Volume: 2.0 (uL) GPC Factor: 2.00 Date Analyzed: 08/16/2009  
 GPC Cleanup: (Y/N) N pH: 7.7 Dilution Factor: 1.0

CAS NO.	COMPOUND	CONCENTRATION UNITS:		Q
		(ug/L or ug/Kg)	UG/KG	
91-20-3	Naphthalene		52	J
91-57-6	2-Methylnaphthalene		77	J
208-96-8	Acenaphthylene		51	J
83-32-9	Acenaphthene		270	

**PRELIMINARY**

1E - FORM I SV-2  
SEMIVOLATILE ORGANICS ANALYSIS DATA SHEET

EPA SAMPLE NO.

E3N15

Lab Name: MITKEM LABORATORIES Contract: EP-W-05-030  
 Lab Code: MITKEM Case No.: 38701 Mod. Ref No.: 1760.0 SDG No.: E3N10  
 Matrix: (SOIL/SED/WATER) SOIL Lab Sample ID: H1545-08A  
 Sample wt/vol: 30.4 (g/mL) G Lab File ID: S2F9293A.D  
 Level: (LOW/MED) LOW Extraction: (Type) SONC  
 % Moisture: 31 Decanted: (Y/N) N Date Received: 08/13/2009  
 Concentrated Extract Volume: 500 (uL) Date Extracted: 08/13/2009  
 Injection Volume: 2.0 (uL) GPC Factor: 2.00 Date Analyzed: 08/16/2009  
 GPC Cleanup: (Y/N) N pH: 7.7 Dilution Factor: 1.0

CAS NO.	COMPOUND	CONCENTRATION UNITS: (ug/L or ug/Kg)	UG/KG	Q
86-73-7	Fluorene		380	
85-01-8	Phenanthrene		3000	
120-12-7	Anthracene		540	
206-44-0	Fluoranthene		3500	
129-00-0	Pyrene		4100	E
56-55-3	Benzo(a)anthracene		1300	
218-01-9	Chrysene		1300	
205-99-2	Benzo(b)fluoranthene		1500	
207-08-9	Benzo(k)fluoranthene		750	
50-32-8	Benzo(a)pyrene		910	
193-39-5	Indeno(1,2,3-cd)pyrene		410	
53-70-3	Dibenzo(a,h)anthracene		150	J
191-24-2	Benzo(g,h,i)perylene		430	

(1) Cannot be separated from Diphenylamine

PRELIMINARY

SOM01.2 (6/2007)

1D - FORM I SV-1  
SEMIVOLATILE ORGANICS ANALYSIS DATA SHEET

EPA SAMPLE NO.

E3N16

Lab Name: MITKEM LABORATORIES Contract: EP-W-05-030  
 Lab Code: MITKEM Case No.: 38701 Mod. Ref No.: 1760.0 SDG No.: E3N10  
 Matrix: (SOIL/SED/WATER) SOIL Lab Sample ID: H1545-09A  
 Sample wt/vol: 30.1 (g/mL) G Lab File ID: S2F9294A.D  
 Level: (LOW/MED) LOW Extraction: (Type) SONC  
 % Moisture: 37 Decanted: (Y/N) N Date Received: 08/13/2009  
 Concentrated Extract Volume: 500 (uL) Date Extracted: 08/13/2009  
 Injection Volume: 2.0 (uL) GPC Factor: 2.00 Date Analyzed: 08/16/2009  
 GPC Cleanup: (Y/N) N pH: 7.6 Dilution Factor: 1.0

CAS NO.	COMPOUND	CONCENTRATION UNITS:	
		(ug/L or ug/Kg)	UG/KG
91-20-3	Naphthalene		340
91-57-6	2-Methylnaphthalene		330
208-96-8	Acenaphthylene		100
83-32-9	Acenaphthene		650

PRELIMINARY

SOM01.2 (6/2007)

1E - FORM I SV-2  
SEMIVOLATILE ORGANICS ANALYSIS DATA SHEET

EPA SAMPLE NO.

E3N16

Lab Name: MITKEM LABORATORIES Contract: EP-W-05-030  
 Lab Code: MITKEM Case No.: 38701 Mod. Ref No.: 1760.0 SDG No.: E3N10  
 Matrix: (SOIL/SED/WATER) SOIL Lab Sample ID: H1545-09A  
 Sample wt/vol: 30.1 (g/mL) G Lab File ID: S2F9294A.D  
 Level: (LOW/MED) LOW Extraction: (Type) SONC  
 % Moisture: 37 Decanted: (Y/N) N Date Received: 08/13/2009  
 Concentrated Extract Volume: 500 (uL) Date Extracted: 08/13/2009  
 Injection Volume: 2.0 (uL) GPC Factor: 2.00 Date Analyzed: 08/16/2009  
 GPC Cleanup: (Y/N) N pH: 7.6 Dilution Factor: 1.0

CAS NO.	COMPOUND	CONCENTRATION UNITS:		Q
		(ug/L or ug/Kg)	UG/KG	
86-73-7	Fluorene		880	
85-01-8	Phenanthrene		7500	E
120-12-7	Anthracene		1300	
206-44-0	Fluoranthene		12000	E
129-00-0	Pyrene		11000	E
56-55-3	Benzo(a)anthracene		3000	
218-01-9	Chrysene		3500	
205-99-2	Benzo(b)fluoranthene		4000	
207-08-9	Benzo(k)fluoranthene		1500	
50-32-8	Benzo(a)pyrene		2100	
193-39-5	Indeno(1,2,3-cd)pyrene		750	
53-70-3	Dibenzo(a,h)anthracene		290	
191-24-2	Benzo(g,h,i)perylene		730	

(1) Cannot be separated from Diphenylamine

PRELIMINARY

1D - FORM I SV-1  
SEMIVOLATILE ORGANICS ANALYSIS DATA SHEET

EPA SAMPLE NO.

E3N17

Lab Name: MITKEM LABORATORIES Contract: EP-W-05-030  
 Lab Code: MITKEM Case No.: 38701 Mod. Ref No.: 1760.0 SDG No.: E3N10  
 Matrix: (SOIL/SED/WATER) SOIL Lab Sample ID: H1545-10A  
 Sample wt/vol: 30.1 (g/mL) G Lab File ID: S2F9295A.D  
 Level: (LOW/MED) LOW Extraction: (Type) SONC  
 % Moisture: 27 Decanted: (Y/N) N Date Received: 08/13/2009  
 Concentrated Extract Volume: 500 (uL) Date Extracted: 08/13/2009  
 Injection Volume: 2.0 (uL) GPC Factor: 2.00 Date Analyzed: 08/16/2009  
 GPC Cleanup: (Y/N) N pH: 7.7 Dilution Factor: 1.0

CAS NO.	COMPOUND	CONCENTRATION UNITS:	
		(ug/L or ug/Kg)	UG/KG
91-20-3	Naphthalene	60	J
91-57-6	2-Methylnaphthalene	88	J
208-96-8	Acenaphthylene	51	J
83-32-9	Acenaphthene	170	J

**PRELIMINARY**

1E - FORM I SV-2  
SEMIVOLATILE ORGANICS ANALYSIS DATA SHEET

EPA SAMPLE NO.

E3N17

Lab Name: MITKEM LABORATORIES Contract: EP-W-05-030  
 Lab Code: MITKEM Case No.: 38701 Mod. Ref No.: 1760.0 SDG No.: E3N10  
 Matrix: (SOIL/SED/WATER) SOIL Lab Sample ID: H1545-10A  
 Sample wt/vol: 30.1 (g/mL) G Lab File ID: S2F9295A.D  
 Level: (LOW/MED) LOW Extraction: (Type) SONC  
 % Moisture: 27 Decanted: (Y/N) N Date Received: 08/13/2009  
 Concentrated Extract Volume: 500 (uL) Date Extracted: 08/13/2009  
 Injection Volume: 2.0 (uL) GPC Factor: 2.00 Date Analyzed: 08/16/2009  
 GPC Cleanup: (Y/N) N pH: 7.7 Dilution Factor: 1.0

CAS NO.	COMPOUND	CONCENTRATION UNITS: (ug/L or ug/Kg)	UG/KG	Q
86-73-7	Fluorene		230	
85-01-8	Phenanthrene		1800	
120-12-7	Anthracene		330	
206-44-0	Fluoranthene		3100	
129-00-0	Pyrene		3200	
56-55-3	Benzo(a)anthracene		860	
218-01-9	Chrysene		1100	
205-99-2	Benzo(b)fluoranthene		990	
207-08-9	Benzo(k)fluoranthene		770	
50-32-8	Benzo(a)pyrene		690	
193-39-5	Indeno(1,2,3-cd)pyrene		320	
53-70-3	Dibenzo(a,h)anthracene		98	J
191-24-2	Benzo(g,h,i)perylene		300	

(1) Cannot be separated from Diphenylamine

**PRELIMINARY**

SOM01.2 (6/2007)

1D - FORM I SV-1  
SEMIVOLATILE ORGANICS ANALYSIS DATA SHEET

EPA SAMPLE NO.

E3N18

Lab Name: MITKEM LABORATORIES Contract: EP-W-05-030  
 Lab Code: MITKEM Case No.: 38701 Mod. Ref No.: 1760.0 SDG No.: E3N10  
 Matrix: (SOIL/SED/WATER) SOIL Lab Sample ID: H1545-11A  
 Sample wt/vol: 30.2 (g/mL) G Lab File ID: S2F9296A.D  
 Level: (LOW/MED) LOW Extraction: (Type) SONC  
 % Moisture: 19 Decanted: (Y/N) N Date Received: 08/13/2009  
 Concentrated Extract Volume: 500 (uL) Date Extracted: 08/13/2009  
 Injection Volume: 2.0 (uL) GPC Factor: 2.00 Date Analyzed: 08/16/2009  
 GPC Cleanup: (Y/N) N pH: 7.8 Dilution Factor: 1.0

CAS NO.	COMPOUND	CONCENTRATION UNITS:		Q
		(ug/L or ug/Kg)	UG/KG	
91-20-3	Naphthalene		210	U
91-57-6	2-Methylnaphthalene		210	U
208-96-8	Acenaphthylene		210	U
83-32-9	Acenaphthene		210	U

PRELIMINARY



1E - FORM I SV-2  
SEMIVOLATILE ORGANICS ANALYSIS DATA SHEET

EPA SAMPLE NO.

E3N18

Lab Name: MITKEM LABORATORIES Contract: EP-W-05-030  
 Lab Code: MITKEM Case No.: 38701 Mod. Ref No.: 1760.0 SDG No.: E3N10  
 Matrix: (SOIL/SED/WATER) SOIL Lab Sample ID: H1545-11A  
 Sample wt/vol: 30.2 (g/mL) G Lab File ID: S2F9296A.D  
 Level: (LOW/MED) LOW Extraction: (Type) SONC  
 % Moisture: 19 Decanted: (Y/N) N Date Received: 08/13/2009  
 Concentrated Extract Volume: 500 (uL) Date Extracted: 08/13/2009  
 Injection Volume: 2.0 (uL) GPC Factor: 2.00 Date Analyzed: 08/16/2009  
 GPC Cleanup: (Y/N) N pH: 7.8 Dilution Factor: 1.0

CAS NO.	COMPOUND	CONCENTRATION UNITS:		Q
		(ug/L or ug/Kg)	UG/KG	
86-73-7	Fluorene		210	U
85-01-8	Phenanthrene		210	U
120-12-7	Anthracene		210	U
206-44-0	Fluoranthene		210	U
129-00-0	Pyrene		210	U
56-55-3	Benzo(a)anthracene		210	U
218-01-9	Chrysene		210	U
205-99-2	Benzo(b)fluoranthene		210	U
207-08-9	Benzo(k)fluoranthene		210	U
50-32-8	Benzo(a)pyrene		210	U
193-39-5	Indeno(1,2,3-cd)pyrene		210	U
53-70-3	Dibenzo(a,h)anthracene		210	U
191-24-2	Benzo(g,h,i)perylene		210	U

(1) Cannot be separated from Diphenylamine

PRELIMINARY

SOM01.2 (6/2007)

1D - FORM I SV-1  
SEMIVOLATILE ORGANICS ANALYSIS DATA SHEET

EPA SAMPLE NO.

E3N19

Lab Name: MITKEM LABORATORIES Contract: EP-W-05-030  
 Lab Code: MITKEM Case No.: 38701 Mod. Ref No.: 1760.0 SDG No.: E3N10  
 Matrix: (SOIL/SED/WATER) SOIL Lab Sample ID: H1545-12A  
 Sample wt/vol: 30.1 (g/mL) G Lab File ID: S2F9297A.D  
 Level: (LOW/MED) LOW Extraction: (Type) SONC  
 % Moisture: 45 Decanted: (Y/N) N Date Received: 08/13/2009  
 Concentrated Extract Volume: 500 (uL) Date Extracted: 08/13/2009  
 Injection Volume: 2.0 (uL) GPC Factor: 2.00 Date Analyzed: 08/16/2009  
 GPC Cleanup: (Y/N) N pH: 7.3 Dilution Factor: 1.0

CAS NO.	COMPOUND	CONCENTRATION UNITS: (ug/L or ug/Kg)	UG/KG	Q
91-20-3	Naphthalene		530	
91-57-6	2-Methylnaphthalene		570	
208-96-8	Acenaphthylene		220	J
83-32-9	Acenaphthene		1400	

PRELIMINARY

1E - FORM I SV-2  
SEMIVOLATILE ORGANICS ANALYSIS DATA SHEET

EPA SAMPLE NO.

E3N19

Lab Name: MITKEM LABORATORIES Contract: EP-W-05-030  
 Lab Code: MITKEM Case No.: 38701 Mod. Ref No.: 1760.0 SDG No.: E3N10  
 Matrix: (SOIL/SED/WATER) SOIL Lab Sample ID: H1545-12A  
 Sample wt/vol: 30.1 (g/mL) G Lab File ID: S2F9297A.D  
 Level: (LOW/MED) LOW Extraction: (Type) SONC  
 % Moisture: 45 Decanted: (Y/N) N Date Received: 08/13/2009  
 Concentrated Extract Volume: 500 (uL) Date Extracted: 08/13/2009  
 Injection Volume: 2.0 (uL) GPC Factor: 2.00 Date Analyzed: 08/16/2009  
 GPC Cleanup: (Y/N) N pH: 7.3 Dilution Factor: 1.0

CAS NO.	COMPOUND	CONCENTRATION UNITS:		Q
		(ug/L or ug/Kg)	UG/KG	
86-73-7	Fluorene		2200	
85-01-8	Phenanthrene		22000	E
120-12-7	Anthracene		3200	
206-44-0	Fluoranthene		36000	E
129-00-0	Pyrene		34000	E
56-55-3	Benzo(a)anthracene		8700	E
218-01-9	Chrysene		13000	E
205-99-2	Benzo(b)fluoranthene		16000	E
207-08-9	Benzo(k)fluoranthene		7200	E
50-32-8	Benzo(a)pyrene		7900	E
193-39-5	Indeno(1,2,3-cd)pyrene		3100	
53-70-3	Dibenzo(a,h)anthracene		1100	
191-24-2	Benzo(g,h,i)perylene		3000	

(1) Cannot be separated from Diphenylamine

PRELIMINARY

1D - FORM I SV-1  
SEMIVOLATILE ORGANICS ANALYSIS DATA SHEET

EPA SAMPLE NO.

E3N20

Lab Name: MITKEM LABORATORIES Contract: EP-W-05-030  
 Lab Code: MITKEM Case No.: 38701 Mod. Ref No.: 1760.0 SDG No.: E3N10  
 Matrix: (SOIL/SED/WATER) SOIL Lab Sample ID: H1545-13A  
 Sample wt/vol: 30.0 (g/mL) G Lab File ID: S2F9298A.D  
 Level: (LOW/MED) LOW Extraction: (Type) SONC  
 % Moisture: 38 Decanted: (Y/N) N Date Received: 08/13/2009  
 Concentrated Extract Volume: 500 (uL) Date Extracted: 08/13/2009  
 Injection Volume: 2.0 (uL) GPC Factor: 2.00 Date Analyzed: 08/16/2009  
 GPC Cleanup: (Y/N) N pH: 7.8 Dilution Factor: 1.0

CAS NO.	COMPOUND	CONCENTRATION UNITS:	
		(ug/L or ug/Kg)	UG/KG
91-20-3	Naphthalene		440
91-57-6	2-Methylnaphthalene		420
208-96-8	Acenaphthylene		160
83-32-9	Acenaphthene		1200

PRELIMINARY

1E - FORM I SV-2  
SEMIVOLATILE ORGANICS ANALYSIS DATA SHEET

EPA SAMPLE NO.

E3N20

Lab Name: MITKEM LABORATORIES Contract: EP-W-05-030  
 Lab Code: MITKEM Case No.: 38701 Mod. Ref No.: 1760.0 SDG No.: E3N10  
 Matrix: (SOIL/SED/WATER) SOIL Lab Sample ID: H1545-13A  
 Sample wt/vol: 30.0 (g/mL) G Lab File ID: S2F9298A.D  
 Level: (LOW/MED) LOW Extraction: (Type) SONC  
 % Moisture: 38 Decanted: (Y/N) N Date Received: 08/13/2009  
 Concentrated Extract Volume: 500 (uL) Date Extracted: 08/13/2009  
 Injection Volume: 2.0 (uL) GPC Factor: 2.00 Date Analyzed: 08/16/2009  
 GPC Cleanup: (Y/N) N pH: 7.8 Dilution Factor: 1.0

CAS NO.	COMPOUND	CONCENTRATION UNITS:		Q
		(ug/L or ug/Kg)	UG/KG	
86-73-7	Fluorene		2000	
85-01-8	Phenanthrene		23000	E
120-12-7	Anthracene		2600	
206-44-0	Fluoranthene		27000	E
129-00-0	Pyrene		30000	E
56-55-3	Benzo(a)anthracene		7200	E
218-01-9	Chrysene		8700	E
205-99-2	Benzo(b)fluoranthene		12000	E
207-08-9	Benzo(k)fluoranthene		3000	
50-32-8	Benzo(a)pyrene		5200	E
193-39-5	Indeno(1,2,3-cd)pyrene		2200	
53-70-3	Dibenzo(a,h)anthracene		900	
191-24-2	Benzo(g,h,i)perylene		2000	

(1) Cannot be separated from Diphenylamine

PRELIMINARY

SOM01.2 (6/2007)

1D - FORM I SV-1  
SEMIVOLATILE ORGANICS ANALYSIS DATA SHEET

EPA SAMPLE NO.

E3N21

Lab Name: MITKEM LABORATORIES Contract: EP-W-05-030  
 Lab Code: MITKEM Case No.: 38701 Mod. Ref No.: 1760.0 SDG No.: E3N10  
 Matrix: (SOIL/SED/WATER) SOIL Lab Sample ID: H1545-14A  
 Sample wt/vol: 30.0 (g/mL) G Lab File ID: S2F9299A.D  
 Level: (LOW/MED) LOW Extraction: (Type) SONC  
 % Moisture: 40 Decanted: (Y/N) N Date Received: 08/13/2009  
 Concentrated Extract Volume: 500 (uL) Date Extracted: 08/13/2009  
 Injection Volume: 2.0 (uL) GPC Factor: 2.00 Date Analyzed: 08/16/2009  
 GPC Cleanup: (Y/N) N pH: 7.9 Dilution Factor: 1.0

CAS NO.	COMPOUND	CONCENTRATION UNITS:		Q
		(ug/L or ug/Kg)	UG/KG	
91-20-3	Naphthalene		420	
91-57-6	2-Methylnaphthalene		400	
208-96-8	Acenaphthylene		140	J
83-32-9	Acenaphthene		950	

PRELIMINARY

1E - FORM I SV-2  
SEMIVOLATILE ORGANICS ANALYSIS DATA SHEET

EPA SAMPLE NO.

E3N21

Lab Name: MITKEM LABORATORIES Contract: EP-W-05-030  
 Lab Code: MITKEM Case No.: 38701 Mod. Ref No.: 1760.0 SDG No.: E3N10  
 Matrix: (SOIL/SED/WATER) SOIL Lab Sample ID: H1545-14A  
 Sample wt/vol: 30.0 (g/mL) G Lab File ID: S2F9299A.D  
 Level: (LOW/MED) LOW Extraction: (Type) SONC  
 % Moisture: 40 Decanted: (Y/N) N Date Received: 08/13/2009  
 Concentrated Extract Volume: 500 (uL) Date Extracted: 08/13/2009  
 Injection Volume: 2.0 (uL) GPC Factor: 2.00 Date Analyzed: 08/16/2009  
 GPC Cleanup: (Y/N) N pH: 7.9 Dilution Factor: 1.0

CAS NO.	COMPOUND	CONCENTRATION UNITS:	
		(ug/L or ug/Kg)	UG/KG
86-73-7	Fluorene	1600	
85-01-8	Phenanthrene	16000	E
120-12-7	Anthracene	2100	
206-44-0	Fluoranthene	21000	E
129-00-0	Pyrene	20000	E
56-55-3	Benzo(a)anthracene	5200	E
218-01-9	Chrysene	6200	E
205-99-2	Benzo(b)fluoranthene	8200	E
207-08-9	Benzo(k)fluoranthene	2000	
50-32-8	Benzo(a)pyrene	3400	
193-39-5	Indeno(1,2,3-cd)pyrene	1200	
53-70-3	Dibenzo(a,h)anthracene	540	
191-24-2	Benzo(g,h,i)perylene	1100	

(1) Cannot be separated from Diphenylamine

PRELIMINARY

1D - FORM I SV-1  
SEMIVOLATILE ORGANICS ANALYSIS DATA SHEET

EPA SAMPLE NO.

E3N22

Lab Name: MITKEM LABORATORIES Contract: EP-W-05-030  
 Lab Code: MITKEM Case No.: 38701 Mod. Ref No.: 1760.0 SDG No.: E3N10  
 Matrix: (SOIL/SED/WATER) SOIL Lab Sample ID: H1545-15A  
 Sample wt/vol: 30.1 (g/mL) G Lab File ID: S2F9300A.D  
 Level: (LOW/MED) LOW Extraction: (Type) SONC  
 % Moisture: 37 Decanted: (Y/N) N Date Received: 08/13/2009  
 Concentrated Extract Volume: 500 (uL) Date Extracted: 08/13/2009  
 Injection Volume: 2.0 (uL) GPC Factor: 2.00 Date Analyzed: 08/16/2009  
 GPC Cleanup: (Y/N) N pH: 7.8 Dilution Factor: 1.0

CAS NO.	COMPOUND	CONCENTRATION UNITS:		Q
		(ug/L or ug/Kg)	UG/KG	
91-20-3	Naphthalene		500	
91-57-6	2-Methylnaphthalene		420	
208-96-8	Acenaphthylene		130	J
83-32-9	Acenaphthene		950	

PRELIMINARY



1E - FORM I SV-2  
SEMIVOLATILE ORGANICS ANALYSIS DATA SHEET

EPA SAMPLE NO.

E3N22

Lab Name: MITKEM LABORATORIES Contract: EP-W-05-030  
 Lab Code: MITKEM Case No.: 38701 Mod. Ref No.: 1760.0 SDG No.: E3N10  
 Matrix: (SOIL/SED/WATER) SOIL Lab Sample ID: H1545-15A  
 Sample wt/vol: 30.1 (g/mL) G Lab File ID: S2F9300A.D  
 Level: (LOW/MED) LOW Extraction: (Type) SONC  
 % Moisture: 37 Decanted: (Y/N) N Date Received: 08/13/2009  
 Concentrated Extract Volume: 500 (uL) Date Extracted: 08/13/2009  
 Injection Volume: 2.0 (uL) GPC Factor: 2.00 Date Analyzed: 08/16/2009  
 GPC Cleanup: (Y/N) N pH: 7.8 Dilution Factor: 1.0

CAS NO.	COMPOUND	CONCENTRATION UNITS:		Q
		(ug/L or ug/Kg)	UG/KG	
86-73-7	Fluorene		1600	
85-01-8	Phenanthrene		15000	E
120-12-7	Anthracene		2000	
206-44-0	Fluoranthene		23000	E
129-00-0	Pyrene		20000	E
56-55-3	Benzo(a)anthracene		5500	E
218-01-9	Chrysene		6500	E
205-99-2	Benzo(b)fluoranthene		6900	E
207-08-9	Benzo(k)fluoranthene		4400	E
50-32-8	Benzo(a)pyrene		3600	
193-39-5	Indeno(1,2,3-cd)pyrene		1300	
53-70-3	Dibenzo(a,h)anthracene		560	
191-24-2	Benzo(g,h,i)perylene		1300	

(1) Cannot be separated from Diphenylamine

PRELIMINARY

SOM01.2 (6/2007)

1D - FORM I SV-1  
SEMIVOLATILE ORGANICS ANALYSIS DATA SHEET

EPA SAMPLE NO.

E3N23

Lab Name: MITKEM LABORATORIES Contract: EP-W-05-030  
 Lab Code: MITKEM Case No.: 38701 Mod. Ref No.: 1760.0 SDG No.: E3N10  
 Matrix: (SOIL/SED/WATER) SOIL Lab Sample ID: H1545-16A  
 Sample wt/vol: 30.2 (g/mL) G Lab File ID: S2F9301A.D  
 Level: (LOW/MED) LOW Extraction: (Type) SONC  
 % Moisture: 35 Decanted: (Y/N) N Date Received: 08/13/2009  
 Concentrated Extract Volume: 500 (uL) Date Extracted: 08/13/2009  
 Injection Volume: 2.0 (uL) GPC Factor: 2.00 Date Analyzed: 08/16/2009  
 GPC Cleanup: (Y/N) N pH: 7.8 Dilution Factor: 1.0

CAS NO.	COMPOUND	CONCENTRATION UNITS:	
		(ug/L or ug/Kg)	UG/KG
91-20-3	Naphthalene		390
91-57-6	2-Methylnaphthalene		320
208-96-8	Acenaphthylene		130
83-32-9	Acenaphthene		460

PRELIMINARY

1E - FORM I SV-2  
SEMIVOLATILE ORGANICS ANALYSIS DATA SHEET

EPA SAMPLE NO.

E3N23

Lab Name: MITKEM LABORATORIES Contract: EP-W-05-030  
 Lab Code: MITKEM Case No.: 38701 Mod. Ref No.: 1760.0 SDG No.: E3N10  
 Matrix: (SOIL/SED/WATER) SOIL Lab Sample ID: H1545-16A  
 Sample wt/vol: 30.2 (g/mL) G Lab File ID: S2F9301A.D  
 Level: (LOW/MED) LOW Extraction: (Type) SONC  
 % Moisture: 35 Decanted: (Y/N) N Date Received: 08/13/2009  
 Concentrated Extract Volume: 500 (uL) Date Extracted: 08/13/2009  
 Injection Volume: 2.0 (uL) GPC Factor: 2.00 Date Analyzed: 08/16/2009  
 GPC Cleanup: (Y/N) N pH: 7.8 Dilution Factor: 1.0

CAS NO.	COMPOUND	CONCENTRATION UNITS:		Q
		(ug/L or ug/Kg)	UG/KG	
86-73-7	Fluorene		640	
85-01-8	Phenanthrene		6200	E
120-12-7	Anthracene		1100	
206-44-0	Fluoranthene		8900	E
129-00-0	Pyrene		8600	E
56-55-3	Benzo(a)anthracene		2800	
218-01-9	Chrysene		3300	
205-99-2	Benzo(b)fluoranthene		3600	
207-08-9	Benzo(k)fluoranthene		1400	
50-32-8	Benzo(a)pyrene		2300	
193-39-5	Indeno(1,2,3-cd)pyrene		1100	
53-70-3	Dibenzo(a,h)anthracene		410	
191-24-2	Benzo(g,h,i)perylene		1100	

(1) Cannot be separated from Diphenylamine

PRELIMINARY

1D - FORM I SV-1  
SEMIVOLATILE ORGANICS ANALYSIS DATA SHEET

EPA SAMPLE NO.

E3N24

Lab Name: MITKEM LABORATORIES Contract: EP-W-05-030  
 Lab Code: MITKEM Case No.: 38701 Mod. Ref No.: 1760.0 SDG No.: E3N10  
 Matrix: (SOIL/SED/WATER) SOIL Lab Sample ID: H1545-17A  
 Sample wt/vol: 30.2 (g/mL) G Lab File ID: S2F9302A.D  
 Level: (LOW/MED) LOW Extraction: (Type) SONC  
 % Moisture: 17 Decanted: (Y/N) N Date Received: 08/13/2009  
 Concentrated Extract Volume: 500 (uL) Date Extracted: 08/13/2009  
 Injection Volume: 2.0 (uL) GPC Factor: 2.00 Date Analyzed: 08/16/2009  
 GPC Cleanup: (Y/N) N pH: 7.8 Dilution Factor: 1.0

CAS NO.	COMPOUND	CONCENTRATION UNITS:	
		(ug/L or ug/Kg)	UG/KG
91-20-3	Naphthalene	73	J
91-57-6	2-Methylnaphthalene	110	J
208-96-8	Acenaphthylene	90	J
83-32-9	Acenaphthene	270	

PRELIMINARY

1E - FORM I SV-2  
SEMIVOLATILE ORGANICS ANALYSIS DATA SHEET

EPA SAMPLE NO.

E3N24

Lab Name: MITKEM LABORATORIES Contract: EP-W-05-030  
 Lab Code: MITKEM Case No.: 38701 Mod. Ref No.: 1760.0 SDG No.: E3N10  
 Matrix: (SOIL/SED/WATER) SOIL Lab Sample ID: H1545-17A  
 Sample wt/vol: 30.2 (g/mL) G Lab File ID: S2F9302A.D  
 Level: (LOW/MED) LOW Extraction: (Type) SONC  
 % Moisture: 17 Decanted: (Y/N) N Date Received: 08/13/2009  
 Concentrated Extract Volume: 500 (uL) Date Extracted: 08/13/2009  
 Injection Volume: 2.0 (uL) GPC Factor: 2.00 Date Analyzed: 08/16/2009  
 GPC Cleanup: (Y/N) N pH: 7.8 Dilution Factor: 1.0

CAS NO.	COMPOUND	CONCENTRATION UNITS:		Q
		(ug/L or ug/Kg)	UG/KG	
86-73-7	Fluorene		370	
85-01-8	Phenanthrene		3200	E
120-12-7	Anthracene		610	
206-44-0	Fluoranthene		4600	E
129-00-0	Pyrene		4700	E
56-55-3	Benzo(a)anthracene		1300	
218-01-9	Chrysene		1700	
205-99-2	Benzo(b)fluoranthene		1700	
207-08-9	Benzo(k)fluoranthene		850	
50-32-8	Benzo(a)pyrene		1100	
193-39-5	Indeno(1,2,3-cd)pyrene		460	
53-70-3	Dibenzo(a,h)anthracene		170	J
191-24-2	Benzo(g,h,i)perylene		490	

(1) Cannot be separated from Diphenylamine

PRELIMINARY

1D - FORM I SV-1  
SEMIVOLATILE ORGANICS ANALYSIS DATA SHEET

EPA SAMPLE NO.

E3N25

Lab Name: MITKEM LABORATORIES Contract: EP-W-05-030  
 Lab Code: MITKEM Case No.: 38701 Mod. Ref No.: 1760.0 SDG No.: E3N10  
 Matrix: (SOIL/SED/WATER) SOIL Lab Sample ID: H1545-18A  
 Sample wt/vol: 30.3 (g/mL) G Lab File ID: S2F9303A.D  
 Level: (LOW/MED) LOW Extraction: (Type) SONC  
 % Moisture: 16 Decanted: (Y/N) N Date Received: 08/13/2009  
 Concentrated Extract Volume: 500 (uL) Date Extracted: 08/13/2009  
 Injection Volume: 2.0 (uL) GPC Factor: 2.00 Date Analyzed: 08/16/2009  
 GPC Cleanup: (Y/N) N pH: 7.9 Dilution Factor: 1.0

CAS NO.	COMPOUND	CONCENTRATION UNITS:		Q
		(ug/L or ug/Kg)	UG/KG	
91-20-3	Naphthalene		200	U
91-57-6	2-Methylnaphthalene		200	U
208-96-8	Acenaphthylene		200	U
83-32-9	Acenaphthene		200	U

PRELIMINARY

SOM01.2 (6/2007)

1E - FORM I SV-2  
SEMIVOLATILE ORGANICS ANALYSIS DATA SHEET

EPA SAMPLE NO.

E3N25

Lab Name: MITKEM LABORATORIES Contract: EP-W-05-030  
 Lab Code: MITKEM Case No.: 38701 Mod. Ref No.: 1760.0 SDG No.: E3N10  
 Matrix: (SOIL/SED/WATER) SOIL Lab Sample ID: H1545-18A  
 Sample wt/vol: 30.3 (g/mL) G Lab File ID: S2F9303A.D  
 Level: (LOW/MED) LOW Extraction: (Type) SONC  
 % Moisture: 16 Decanted: (Y/N) N Date Received: 08/13/2009  
 Concentrated Extract Volume: 500 (uL) Date Extracted: 08/13/2009  
 Injection Volume: 2.0 (uL) GPC Factor: 2.00 Date Analyzed: 08/16/2009  
 GPC Cleanup: (Y/N) N pH: 7.9 Dilution Factor: 1.0

CAS NO.	COMPOUND	CONCENTRATION UNITS:	
		UG/KG	Q
86-73-7	Fluorene	200	U
85-01-8	Phenanthrene	200	U
120-12-7	Anthracene	200	U
206-44-0	Fluoranthene	200	U
129-00-0	Pyrene	200	U
56-55-3	Benzo(a)anthracene	200	U
218-01-9	Chrysene	200	U
205-99-2	Benzo(b)fluoranthene	200	U
207-08-9	Benzo(k)fluoranthene	200	U
50-32-8	Benzo(a)pyrene	200	U
193-39-5	Indeno(1,2,3-cd)pyrene	200	U
53-70-3	Dibenzo(a,h)anthracene	200	U
191-24-2	Benzo(g,h,i)perylene	200	U

(1) Cannot be separated from Diphenylamine

PRELIMINARY

1D - FORM I SV-1  
SEMIVOLATILE ORGANICS ANALYSIS DATA SHEET

EPA SAMPLE NO.

E3N26

Lab Name: MITKEM LABORATORIES Contract: EP-W-05-030  
 Lab Code: MITKEM Case No.: 38701 Mod. Ref No.: 1760.0 SDG No.: E3N10  
 Matrix: (SOIL/SED/WATER) SOIL Lab Sample ID: H1545-19A  
 Sample wt/vol: 30.1 (g/mL) G Lab File ID: S2F9304A.D  
 Level: (LOW/MED) LOW Extraction: (Type) SONC  
 % Moisture: 36 Decanted: (Y/N) N Date Received: 08/13/2009  
 Concentrated Extract Volume: 500 (uL) Date Extracted: 08/13/2009  
 Injection Volume: 2.0 (uL) GPC Factor: 2.00 Date Analyzed: 08/16/2009  
 GPC Cleanup: (Y/N) N pH: 7.2 Dilution Factor: 1.0

CAS NO.	COMPOUND	CONCENTRATION UNITS:		Q
		(ug/L or ug/Kg)	UG/KG	
91-20-3	Naphthalene		120	J
91-57-6	2-Methylnaphthalene		460	
208-96-8	Acenaphthylene		130	J
83-32-9	Acenaphthene		780	

PRELIMINARY



1E - FORM I SV-2  
SEMIVOLATILE ORGANICS ANALYSIS DATA SHEET

EPA SAMPLE NO.

E3N26

Lab Name: MITKEM LABORATORIES Contract: EP-W-05-030  
 Lab Code: MITKEM Case No.: 38701 Mod. Ref No.: 1760.0 SDG No.: E3N10  
 Matrix: (SOIL/SED/WATER) SOIL Lab Sample ID: H1545-19A  
 Sample wt/vol: 30.1 (g/mL) G Lab File ID: S2F9304A.D  
 Level: (LOW/MED) LOW Extraction: (Type) SONC  
 % Moisture: 36 Decanted: (Y/N) N Date Received: 08/13/2009  
 Concentrated Extract Volume: 500 (uL) Date Extracted: 08/13/2009  
 Injection Volume: 2.0 (uL) GPC Factor: 2.00 Date Analyzed: 08/16/2009  
 GPC Cleanup: (Y/N) N pH: 7.2 Dilution Factor: 1.0

CAS NO.	COMPOUND	CONCENTRATION UNITS:		Q
		(ug/L or ug/Kg)	UG/KG	
86-73-7	Fluorene		990	
85-01-8	Phenanthrene		9600	E
120-12-7	Anthracene		1400	
206-44-0	Fluoranthene		18000	E
129-00-0	Pyrene		17000	E
56-55-3	Benzo(a)anthracene		5500	E
218-01-9	Chrysene		7500	E
205-99-2	Benzo(b)fluoranthene		11000	E
207-08-9	Benzo(k)fluoranthene		4800	E
50-32-8	Benzo(a)pyrene		5200	E
193-39-5	Indeno(1,2,3-cd)pyrene		2100	
53-70-3	Dibenzo(a,h)anthracene		820	
191-24-2	Benzo(g,h,i)perylene		2100	

(1) Cannot be separated from Diphenylamine

PRELIMINARY

SOM01.2 (6/2007)

1D - FORM I SV-1  
SEMIVOLATILE ORGANICS ANALYSIS DATA SHEET

EPA SAMPLE NO.

E3N34

Lab Name: MITKEM LABORATORIES Contract: EP-W-05-030  
 Lab Code: MITKEM Case No.: 38701 Mod. Ref No.: 1760.0 SDG No.: E3N10  
 Matrix: (SOIL/SED/WATER) SOIL Lab Sample ID: H1545-06A  
 Sample wt/vol: 30.3 (g/mL) G Lab File ID: S2F9291A.D  
 Level: (LOW/MED) LOW Extraction: (Type) SONC  
 % Moisture: 33 Decanted: (Y/N) N Date Received: 08/13/2009  
 Concentrated Extract Volume: 500 (uL) Date Extracted: 08/13/2009  
 Injection Volume: 2.0 (uL) GPC Factor: 2.00 Date Analyzed: 08/16/2009  
 GPC Cleanup: (Y/N) N pH: 7.2 Dilution Factor: 1.0

CAS NO.	COMPOUND	CONCENTRATION UNITS:		Q
		(ug/L or ug/Kg)	UG/KG	
91-20-3	Naphthalene		1300	
91-57-6	2-Methylnaphthalene		1000	
208-96-8	Acenaphthylene		190	J
83-32-9	Acenaphthene		2400	

PRELIMINARY

1E - FORM I SV-2  
SEMIVOLATILE ORGANICS ANALYSIS DATA SHEET

EPA SAMPLE NO.

E3N34

Lab Name: MITKEM LABORATORIES Contract: EP-W-05-030  
 Lab Code: MITKEM Case No.: 38701 Mod. Ref No.: 1760.0 SDG No.: E3N10  
 Matrix: (SOIL/SED/WATER) SOIL Lab Sample ID: H1545-06A  
 Sample wt/vol: 30.3 (g/mL) G Lab File ID: S2F9291A.D  
 Level: (LOW/MED) LOW Extraction: (Type) SONC  
 % Moisture: 33 Decanted: (Y/N) N Date Received: 08/13/2009  
 Concentrated Extract Volume: 500 (uL) Date Extracted: 08/13/2009  
 Injection Volume: 2.0 (uL) GPC Factor: 2.00 Date Analyzed: 08/16/2009  
 GPC Cleanup: (Y/N) N pH: 7.2 Dilution Factor: 1.0

CAS NO.	COMPOUND	CONCENTRATION UNITS:		Q
		(ug/L or ug/Kg)	UG/KG	
86-73-7	Fluorene		3200	
85-01-8	Phenanthrene		22000	E
120-12-7	Anthracene		5200	E
206-44-0	Fluoranthene		21000	E
129-00-0	Pyrene		25000	E
56-55-3	Benzo(a)anthracene		6400	E
218-01-9	Chrysene		6900	E
205-99-2	Benzo(b)fluoranthene		6400	E
207-08-9	Benzo(k)fluoranthene		5500	E
50-32-8	Benzo(a)pyrene		4100	E
193-39-5	Indeno(1,2,3-cd)pyrene		1500	
53-70-3	Dibenzo(a,h)anthracene		600	
191-24-2	Benzo(g,h,i)perylene		1400	

(1) Cannot be separated from Diphenylamine

PRELIMINARY

1D - FORM I SV-1  
SEMIVOLATILE ORGANICS ANALYSIS DATA SHEET

EPA SAMPLE NO.

E3N35

Lab Name: MITKEM LABORATORIES Contract: EP-W-05-030  
 Lab Code: MITKEM Case No.: 38701 Mod. Ref No.: 1760.0 SDG No.: E3N10  
 Matrix: (SOIL/SED/WATER) SOIL Lab Sample ID: H1545-07A  
 Sample wt/vol: 30.3 (g/mL) G Lab File ID: S2F9292A.D  
 Level: (LOW/MED) LOW Extraction: (Type) SONC  
 % Moisture: 13 Decanted: (Y/N) N Date Received: 08/13/2009  
 Concentrated Extract Volume: 500 (uL) Date Extracted: 08/13/2009  
 Injection Volume: 2.0 (uL) GPC Factor: 2.00 Date Analyzed: 08/16/2009  
 GPC Cleanup: (Y/N) N pH: 7.9 Dilution Factor: 1.0

CAS NO.	COMPOUND	CONCENTRATION UNITS:	
		(ug/L or ug/Kg)	UG/KG
91-20-3	Naphthalene	190	U
91-57-6	2-Methylnaphthalene	190	U
208-96-8	Acenaphthylene	190	U
83-32-9	Acenaphthene	41	J

PRELIMINARY

1E - FORM I SV-2  
SEMIVOLATILE ORGANICS ANALYSIS DATA SHEET

EPA SAMPLE NO.

E3N35

Lab Name: MITKEM LABORATORIES Contract: EP-W-05-030  
 Lab Code: MITKEM Case No.: 38701 Mod. Ref No.: 1760.0 SDG No.: E3N10  
 Matrix: (SOIL/SED/WATER) SOIL Lab Sample ID: H1545-07A  
 Sample wt/vol: 30.3 (g/mL) G Lab File ID: S2F9292A.D  
 Level: (LOW/MED) LOW Extraction: (Type) SONC  
 % Moisture: 13 Decanted: (Y/N) N Date Received: 08/13/2009  
 Concentrated Extract Volume: 500 (uL) Date Extracted: 08/13/2009  
 Injection Volume: 2.0 (uL) GPC Factor: 2.00 Date Analyzed: 08/16/2009  
 GPC Cleanup: (Y/N) N pH: 7.9 Dilution Factor: 1.0

CAS NO.	COMPOUND	CONCENTRATION UNITS:		Q
		(ug/L or ug/Kg)	UG/KG	
86-73-7	Fluorene		44	J
85-01-8	Phenanthrene		130	J
120-12-7	Anthracene		190	U
206-44-0	Fluoranthene		65	J
129-00-0	Pyrene		68	J
56-55-3	Benzo(a)anthracene		190	U
218-01-9	Chrysene		190	U
205-99-2	Benzo(b)fluoranthene		190	U
207-08-9	Benzo(k)fluoranthene		190	U
50-32-8	Benzo(a)pyrene		190	U
193-39-5	Indeno(1,2,3-cd)pyrene		190	U
53-70-3	Dibenzo(a,h)anthracene		190	U
191-24-2	Benzo(g,h,i)perylene		190	U

(1) Cannot be separated from Diphenylamine

PRELIMINARY

1D - FORM I SV-1  
SEMIVOLATILE ORGANICS ANALYSIS DATA SHEET

EPA SAMPLE NO.

E3N43

Lab Name: MITKEM LABORATORIES Contract: EP-W-05-030

Lab Code: MITKEM Case No.: 38701 Mod. Ref No.: 1760.0 SDG No.: E3N10

Matrix: (SOIL/SED/WATER) SOIL Lab Sample ID: H1545-20A

Sample wt/vol: 30.2 (g/mL) G Lab File ID: S2F9337.D

Level: (LOW/MED) LOW Extraction: (Type) SONC

% Moisture: 40 Decanted: (Y/N) N Date Received: 08/14/2009

Concentrated Extract Volume: 500 (uL) Date Extracted: 08/14/2009

Injection Volume: 2.0 (uL) GPC Factor: 2.00 Date Analyzed: 08/16/2009

GPC Cleanup: (Y/N) Y pH: 7.7 Dilution Factor: 1.0

CAS NO.	COMPOUND	CONCENTRATION UNITS:	
		(ug/L or ug/Kg)	UG/KG
91-20-3	Naphthalene	270	J
91-57-6	2-Methylnaphthalene	400	
208-96-8	Acenaphthylene	210	J
83-32-9	Acenaphthene	760	

**PRELIMINARY**

SOM01.2 (6/2007)

1E - FORM I SV-2  
SEMIVOLATILE ORGANICS ANALYSIS DATA SHEET

EPA SAMPLE NO.

E3N43

Lab Name: MITKEM LABORATORIES Contract: EP-W-05-030  
 Lab Code: MITKEM Case No.: 38701 Mod. Ref No.: 1760.0 SDG No.: E3N10  
 Matrix: (SOIL/SED/WATER) SOIL Lab Sample ID: H1545-20A  
 Sample wt/vol: 30.2 (g/mL) G Lab File ID: S2F9337.D  
 Level: (LOW/MED) LOW Extraction: (Type) SONC  
 % Moisture: 40 Decanted: (Y/N) N Date Received: 08/14/2009  
 Concentrated Extract Volume: 500 (uL) Date Extracted: 08/14/2009  
 Injection Volume: 2.0 (uL) GPC Factor: 2.00 Date Analyzed: 08/16/2009  
 GPC Cleanup: (Y/N) Y pH: 7.7 Dilution Factor: 1.0

CAS NO.	COMPOUND	CONCENTRATION UNITS: (ug/L or ug/Kg)	UG/KG	Q
86-73-7	Fluorene		1500	
85-01-8	Phenanthrene		12000	E
120-12-7	Anthracene		1800	
206-44-0	Fluoranthene		18000	E
129-00-0	Pyrene		18000	E
56-55-3	Benzo(a)anthracene		7300	E
218-01-9	Chrysene		9000	E
205-99-2	Benzo(b)fluoranthene		16000	E
207-08-9	Benzo(k)fluoranthene		3400	
50-32-8	Benzo(a)pyrene		6700	E
193-39-5	Indeno(1,2,3-cd)pyrene		3000	
53-70-3	Dibenzo(a,h)anthracene		1200	
191-24-2	Benzo(g,h,i)perylene		2400	

(1) Cannot be separated from Diphenylamine

PRELIMINARY

1D - FORM I SV-1  
SEMIVOLATILE ORGANICS ANALYSIS DATA SHEET

EPA SAMPLE NO.

E3N43MS

Lab Name: MITKEM LABORATORIES Contract: EP-W-05-030  
 Lab Code: MITKEM Case No.: 38701 Mod. Ref No.: 1760.0 SDG No.: E3N10  
 Matrix: (SOIL/SED/WATER) SOIL Lab Sample ID: H1545-20AMS  
 Sample wt/vol: 30.2 (g/mL) G Lab File ID: S2F9363.D  
 Level: (LOW/MED) LOW Extraction: (Type) SONC  
 % Moisture: 40 Decanted: (Y/N) N Date Received: 08/14/2009  
 Concentrated Extract Volume: 500 (uL) Date Extracted: 08/14/2009  
 Injection Volume: 2.0 (uL) GPC Factor: 2.00 Date Analyzed: 08/17/2009  
 GPC Cleanup: (Y/N) Y pH: 7.7 Dilution Factor: 1.0

CAS NO.	COMPOUND	CONCENTRATION UNITS:		Q
		(ug/L or ug/Kg)	UG/KG	
91-20-3	Naphthalene		260	J
91-57-6	2-Methylnaphthalene		470	
208-96-8	Acenaphthylene		300	
83-32-9	Acenaphthene		3300	

PRELIMINARY

SOM01.2 (6/2007)



1E - FORM I SV-2  
SEMIVOLATILE ORGANICS ANALYSIS DATA SHEET

EPA SAMPLE NO.

E3N43MS

Lab Name: MITKEM LABORATORIES Contract: EP-W-05-030  
 Lab Code: MITKEM Case No.: 38701 Mod. Ref No.: 1760.0 SDG No.: E3N10  
 Matrix: (SOIL/SED/WATER) SOIL Lab Sample ID: H1545-20AMS  
 Sample wt/vol: 30.2 (g/mL) G Lab File ID: S2F9363.D  
 Level: (LOW/MED) LOW Extraction: (Type) SONC  
 % Moisture: 40 Decanted: (Y/N) N Date Received: 08/14/2009  
 Concentrated Extract Volume: 500 (uL) Date Extracted: 08/14/2009  
 Injection Volume: 2.0 (uL) GPC Factor: 2.00 Date Analyzed: 08/17/2009  
 GPC Cleanup: (Y/N) Y pH: 7.7 Dilution Factor: 1.0

CAS NO.	COMPOUND	CONCENTRATION UNITS:		Q
		(ug/L or ug/Kg)	UG/KG	
86-73-7	Fluorene		1200	
85-01-8	Phenanthrene		23000	E
120-12-7	Anthracene		2200	
206-44-0	Fluoranthene		56000	E
129-00-0	Pyrene		24000	E
56-55-3	Benzo(a)anthracene		7200	E
218-01-9	Chrysene		11000	E
205-99-2	Benzo(b)fluoranthene		9600	E
207-08-9	Benzo(k)fluoranthene		3300	
50-32-8	Benzo(a)pyrene		7000	E
193-39-5	Indeno(1,2,3-cd)pyrene		3400	
53-70-3	Dibenzo(a,h)anthracene		1400	
191-24-2	Benzo(g,h,i)perylene		2800	

(1) Cannot be separated from Diphenylamine

PRELIMINARY

1D - FORM I SV-1  
SEMIVOLATILE ORGANICS ANALYSIS DATA SHEET

EPA SAMPLE NO.

E3N43MSD

Lab Name: MITKEM LABORATORIES Contract: EP-W-05-030  
 Lab Code: MITKEM Case No.: 38701 Mod. Ref No.: 1760.0 SDG No.: E3N10  
 Matrix: (SOIL/SED/WATER) SOIL Lab Sample ID: H1545-20AMSD  
 Sample wt/vol: 30.2 (g/mL) G Lab File ID: S2F9364.D  
 Level: (LOW/MED) LOW Extraction: (Type) SONC  
 % Moisture: 40 Decanted: (Y/N) N Date Received: 08/14/2009  
 Concentrated Extract Volume: 500 (uL) Date Extracted: 08/14/2009  
 Injection Volume: 2.0 (uL) GPC Factor: 2.00 Date Analyzed: 08/17/2009  
 GPC Cleanup: (Y/N) Y pH: 7.7 Dilution Factor: 1.0

CAS NO.	COMPOUND	CONCENTRATION UNITS:	
		(ug/L or ug/Kg)	UG/KG
91-20-3	Naphthalene		280
91-57-6	2-Methylnaphthalene		200
208-96-8	Acenaphthylene		360
83-32-9	Acenaphthene		3300

PRELIMINARY

SOM01.2 (6/2007)

1E - FORM I SV-2  
SEMIVOLATILE ORGANICS ANALYSIS DATA SHEET

EPA SAMPLE NO.

E3N43MSD

Lab Name: MITKEM LABORATORIES Contract: EP-W-05-030  
 Lab Code: MITKEM Case No.: 38701 Mod. Ref No.: 1760.0 SDG No.: E3N10  
 Matrix: (SOIL/SED/WATER) SOIL Lab Sample ID: H1545-20AMSD  
 Sample wt/vol: 30.2 (g/mL) G Lab File ID: S2F9364.D  
 Level: (LOW/MED) LOW Extraction: (Type) SONC  
 % Moisture: 40 Decanted: (Y/N) N Date Received: 08/14/2009  
 Concentrated Extract Volume: 500 (uL) Date Extracted: 08/14/2009  
 Injection Volume: 2.0 (uL) GPC Factor: 2.00 Date Analyzed: 08/17/2009  
 GPC Cleanup: (Y/N) Y pH: 7.7 Dilution Factor: 1.0

CAS NO.	COMPOUND	CONCENTRATION UNITS: <u>UG/KG</u> (ug/L or ug/Kg)	Q
86-73-7	Fluorene	1200	
85-01-8	Phenanthrene	24000	E
120-12-7	Anthracene	2700	
206-44-0	Fluoranthene	63000	E
129-00-0	Pyrene	26000	E
56-55-3	Benzo(a)anthracene	6900	E
218-01-9	Chrysene	13000	E
205-99-2	Benzo(b)fluoranthene	9000	E
207-08-9	Benzo(k)fluoranthene	1700	
50-32-8	Benzo(a)pyrene	5700	E
193-39-5	Indeno(1,2,3-cd)pyrene	4800	E
53-70-3	Dibenzo(a,h)anthracene	1900	
191-24-2	Benzo(g,h,i)perylene	4100	

(1) Cannot be separated from Diphenylamine

PRELIMINARY

1F - FORM I SV-SIM  
SEMIVOLATILE SIM ORGANICS ANALYSIS DATA SHEET

EPA SAMPLE NO.

E3N10

Lab Name: MITKEM LABORATORIES Contract: EP-W-05-030  
 Lab Code: MITKEM Case No.: 38701 Mod. Ref No.: \_\_\_\_\_ SDG No.: E3N10  
 Matrix: (SOIL/SED/WATER) SOIL Lab Sample ID: H1545-01A  
 Sample wt/vol: 30.1 (g/mL) G Lab File ID: S5A5367.D  
 Extraction: (Type) SONC  
 % Moisture: 46 Decanted: (Y/N) N Date Received: 08/13/2009  
 Concentrated Extract Volume: 500 (uL) Date Extracted: 08/13/2009  
 Injection Volume: 2.0 (uL) GPC Factor: 2.00 Date Analyzed: 08/16/2009  
 GPC Cleanup: (Y/N) Y pH: 7.8 Dilution Factor: 8.0

CAS NO.	COMPOUND	CONCENTRATION UNITS:		Q
		(ug/L or ug/Kg)	UG/KG	
91-20-3	Naphthalene		1200	E
91-57-6	2-Methylnaphthalene		440	
208-96-8	Acenaphthylene		110	
83-32-9	Acenaphthene		900	E
86-73-7	Fluorene		1600	E
85-01-8	Phenanthrene		8100	E
120-12-7	Anthracene		2000	E
206-44-0	Fluoranthene		10000	E
129-00-0	Pyrene		8000	E
56-55-3	Benzo(a)anthracene		5900	E
218-01-9	Chrysene		6700	E
205-99-2	Benzo(b)fluoranthene		10000	E
207-08-9	Benzo(k)fluoranthene		4600	E
50-32-8	Benzo(a)pyrene		5000	E
193-39-5	Indeno(1,2,3-cd)pyrene		1400	E
53-70-3	Dibenzo(a,h)anthracene		480	
191-24-2	Benzo(g,h,i)perylene		650	E

PRELIMINARY

1F - FORM I SV-SIM  
 SEMIVOLATILE SIM ORGANICS ANALYSIS DATA SHEET

EPA SAMPLE NO.

E3N11

Lab Name: MITKEM LABORATORIES Contract: EP-W-05-030  
 Lab Code: MITKEM Case No.: 38701 Mod. Ref No.:                      SDG No.: E3N10  
 Matrix: (SOIL/SED/WATER) SOIL Lab Sample ID: H1545-02A  
 Sample wt/vol: 30.1 (g/mL) G Lab File ID: S5A5368.D  
 Extraction: (Type) SONC  
 % Moisture: 37 Decanted: (Y/N) N Date Received: 08/13/2009  
 Concentrated Extract Volume: 500 (uL) Date Extracted: 08/13/2009  
 Injection Volume: 2.0 (uL) GPC Factor: 2.00 Date Analyzed: 08/16/2009  
 GPC Cleanup: (Y/N) Y pH: 8.0 Dilution Factor: 8.0

CAS NO.	COMPOUND	CONCENTRATION UNITS:	
		ug/L or ug/Kg	ug/KG
91-20-3	Naphthalene	580	E
91-57-6	2-Methylnaphthalene	610	E
208-96-8	Acenaphthylene	78	
83-32-9	Acenaphthene	1600	E
86-73-7	Fluorene	2600	E
85-01-8	Phenanthrene	9000	E
120-12-7	Anthracene	4100	E
206-44-0	Fluoranthene	9300	E
129-00-0	Pyrene	7700	E
56-55-3	Benzo(a)anthracene	6700	E
218-01-9	Chrysene	7200	E
205-99-2	Benzo(b)fluoranthene	7700	E
207-08-9	Benzo(k)fluoranthene	3600	E
50-32-8	Benzo(a)pyrene	4600	E
193-39-5	Indeno(1,2,3-cd)pyrene	900	E
53-70-3	Dibenzo(a,h)anthracene	410	
191-24-2	Benzo(g,h,i)perylene	740	E

PRELIMINARY

1F - FORM I SV-SIM  
SEMIVOLATILE SIM ORGANICS ANALYSIS DATA SHEET

EPA SAMPLE NO.

E3N12

Lab Name: MITKEM LABORATORIES Contract: EP-W-05-030  
 Lab Code: MITKEM Case No.: 38701 Mod. Ref No.: \_\_\_\_\_ SDG No.: E3N10  
 Matrix: (SOIL/SED/WATER) SOIL Lab Sample ID: H1545-03A  
 Sample wt/vol: 30.0 (g/mL) G Lab File ID: S5A5369.D  
 Extraction: (Type) SONC  
 % Moisture: 39 Decanted: (Y/N) N Date Received: 08/13/2009  
 Concentrated Extract Volume: 500 (uL) Date Extracted: 08/13/2009  
 Injection Volume: 2.0 (uL) GPC Factor: 2.00 Date Analyzed: 08/16/2009  
 GPC Cleanup: (Y/N) Y pH: 8.1 Dilution Factor: 8.0

CAS NO.	COMPOUND	CONCENTRATION UNITS:		Q
		(ug/L or ug/Kg)	UG/KG	
91-20-3	Naphthalene		370	
91-57-6	2-Methylnaphthalene		340	
208-96-8	Acenaphthylene		59	
83-32-9	Acenaphthene		740	E
86-73-7	Fluorene		1300	E
85-01-8	Phenanthrene		7200	E
120-12-7	Anthracene		1900	E
206-44-0	Fluoranthene		8800	E
129-00-0	Pyrene		6800	E
56-55-3	Benzo (a) anthracene		4900	E
218-01-9	Chrysene		6200	E
205-99-2	Benzo (b) fluoranthene		6300	E
207-08-9	Benzo (k) fluoranthene		2500	E
50-32-8	Benzo (a) pyrene		3300	E
193-39-5	Indeno (1,2,3-cd) pyrene		760	E
53-70-3	Dibenzo (a, h) anthracene		320	
191-24-2	Benzo (g, h, i) perylene		670	E

PRELIMINARY

1F - FORM I SV-SIM  
SEMIVOLATILE SIM ORGANICS ANALYSIS DATA SHEET

EPA SAMPLE NO.

E3N13

Lab Name: MITKEM LABORATORIES Contract: EP-W-05-030  
 Lab Code: MITKEM Case No.: 38701 Mod. Ref No.: \_\_\_\_\_ SDG No.: E3N10  
 Matrix: (SOIL/SED/WATER) SOIL Lab Sample ID: H1545-04A  
 Sample wt/vol: 30.0 (g/mL) G Lab File ID: S5A5363.D  
 Extraction: (Type) SONC  
 % Moisture: 19 Decanted: (Y/N) N Date Received: 08/13/2009  
 Concentrated Extract Volume: 500 (uL) Date Extracted: 08/13/2009  
 Injection Volume: 2.0 (uL) GPC Factor: 2.00 Date Analyzed: 08/16/2009  
 GPC Cleanup: (Y/N) Y pH: 8.0 Dilution Factor: 1.0

CAS NO.	COMPOUND	CONCENTRATION UNITS:	
		(ug/L or ug/Kg)	UG/KG
91-20-3	Naphthalene	4.1	U
91-57-6	2-Methylnaphthalene	4.1	U
208-96-8	Acenaphthylene	4.1	U
83-32-9	Acenaphthene	4.1	U
86-73-7	Fluorene	4.1	U
85-01-8	Phenanthrene	4.2	
120-12-7	Anthracene	4.1	U
206-44-0	Fluoranthene	5.7	
129-00-0	Pyrene	7.6	
56-55-3	Benzo(a)anthracene	4.1	U
218-01-9	Chrysene	4.1	U
205-99-2	Benzo(b)fluoranthene	4.1	U
207-08-9	Benzo(k)fluoranthene	4.1	U
50-32-8	Benzo(a)pyrene	4.1	U
193-39-5	Indeno(1,2,3-cd)pyrene	4.1	U
53-70-3	Dibenzo(a,h)anthracene	4.1	U
191-24-2	Benzo(g,h,i)perylene	4.1	U

PRELIMINARY

1F - FORM I SV-SIM  
SEMIVOLATILE SIM ORGANICS ANALYSIS DATA SHEET

EPA SAMPLE NO.

E3N14

Lab Name: MITKEM LABORATORIES Contract: EP-W-05-030  
 Lab Code: MITKEM Case No.: 38701 Mod. Ref No.: \_\_\_\_\_ SDG No.: E3N10  
 Matrix: (SOIL/SED/WATER) SOIL Lab Sample ID: H1545-05A  
 Sample wt/vol: 30.2 (g/mL) G Lab File ID: S5A5370.D  
 Extraction: (Type) SONC  
 % Moisture: 39 Decanted: (Y/N) N Date Received: 08/13/2009  
 Concentrated Extract Volume: 500 (uL) Date Extracted: 08/13/2009  
 Injection Volume: 2.0 (uL) GPC Factor: 2.00 Date Analyzed: 08/16/2009  
 GPC Cleanup: (Y/N) Y pH: 7.2 Dilution Factor: 8.0

CAS NO.	COMPOUND	CONCENTRATION UNITS:		Q
		(ug/L or ug/Kg)	UG/KG	
91-20-3	Naphthalene		500	E
91-57-6	2-Methylnaphthalene		440	E
208-96-8	Acenaphthylene		69	
83-32-9	Acenaphthene		1200	E
86-73-7	Fluorene		1900	E
85-01-8	Phenanthrene		8400	E
120-12-7	Anthracene		2800	E
206-44-0	Fluoranthene		9800	E
129-00-0	Pyrene		6200	E
56-55-3	Benzo(a)anthracene		5500	E
218-01-9	Chrysene		5400	E
205-99-2	Benzo(b)fluoranthene		7500	E
207-08-9	Benzo(k)fluoranthene		3800	E
50-32-8	Benzo(a)pyrene		4200	E
193-39-5	Indeno(1,2,3-cd)pyrene		920	E
53-70-3	Dibenzo(a,h)anthracene		400	
191-24-2	Benzo(g,h,i)perylene		770	E

PRELIMINARY



1F - FORM I SV-SIM  
SEMIVOLATILE SIM ORGANICS ANALYSIS DATA SHEET

EPA SAMPLE NO.

E3N15

Lab Name: MITKEM LABORATORIES Contract: EP-W-05-030  
 Lab Code: MITKEM Case No.: 38701 Mod. Ref No.: \_\_\_\_\_ SDG No.: E3N10  
 Matrix: (SOIL/SED/WATER) SOIL Lab Sample ID: H1545-08A  
 Sample wt/vol: 30.4 (g/mL) G Lab File ID: S5A5372.D  
 Extraction: (Type) SONC  
 % Moisture: 31 Decanted: (Y/N) N Date Received: 08/13/2009  
 Concentrated Extract Volume: 500 (uL) Date Extracted: 08/13/2009  
 Injection Volume: 2.0 (uL) GPC Factor: 2.00 Date Analyzed: 08/16/2009  
 GPC Cleanup: (Y/N) Y pH: 7.7 Dilution Factor: 8.0

CAS NO.	COMPOUND	CONCENTRATION UNITS:		Q
		(ug/L or ug/Kg)	UG/KG	
91-20-3	Naphthalene		56	
91-57-6	2-Methylnaphthalene		65	
208-96-8	Acenaphthylene		38	U
83-32-9	Acenaphthene		250	
86-73-7	Fluorene		370	
85-01-8	Phenanthrene		2700	E
120-12-7	Anthracene		510	E
206-44-0	Fluoranthene		3600	E
129-00-0	Pyrene		2700	E
56-55-3	Benzo (a) anthracene		1100	E
218-01-9	Chrysene		1400	E
205-99-2	Benzo (b) fluoranthene		1400	E
207-08-9	Benzo (k) fluoranthene		620	E
50-32-8	Benzo (a) pyrene		880	E
193-39-5	Indeno (1, 2, 3-cd) pyrene		240	
53-70-3	Dibenzo (a, h) anthracene		90	
191-24-2	Benzo (g, h, i) perylene		210	

PRELIMINARY

1F - FORM I SV-SIM  
SEMIVOLATILE SIM ORGANICS ANALYSIS DATA SHEET

EPA SAMPLE NO.

E3N16

Lab Name: MITKEM LABORATORIES Contract: EP-W-05-030  
 Lab Code: MITKEM Case No.: 38701 Mod. Ref No.: \_\_\_\_\_ SDG No.: E3N10  
 Matrix: (SOIL/SED/WATER) SOIL Lab Sample ID: H1545-09A  
 Sample wt/vol: 30.1 (g/mL) G Lab File ID: S5A5373.D  
 Extraction: (Type) SONC  
 % Moisture: 37 Decanted: (Y/N) N Date Received: 08/13/2009  
 Concentrated Extract Volume: 500 (uL) Date Extracted: 08/13/2009  
 Injection Volume: 2.0 (uL) GPC Factor: 2.00 Date Analyzed: 08/16/2009  
 GPC Cleanup: (Y/N) Y pH: 7.6 Dilution Factor: 8.0

CAS NO.	COMPOUND	CONCENTRATION UNITS:	
		(ug/L or ug/Kg)	UG/KG
91-20-3	Naphthalene	450	E
91-57-6	2-Methylnaphthalene	430	E
208-96-8	Acenaphthylene	68	
83-32-9	Acenaphthene	680	E
86-73-7	Fluorene	1000	E
85-01-8	Phenanthrene	6600	E
120-12-7	Anthracene	1500	E
206-44-0	Fluoranthene	7700	E
129-00-0	Pyrene	5000	E
56-55-3	Benzo (a) anthracene	3000	E
218-01-9	Chrysene	3400	E
205-99-2	Benzo (b) fluoranthene	4100	E
207-08-9	Benzo (k) fluoranthene	1700	E
50-32-8	Benzo (a) pyrene	2400	E
193-39-5	Indeno (1, 2, 3-cd) pyrene	550	E
53-70-3	Dibenzo (a, h) anthracene	230	
191-24-2	Benzo (g, h, i) perylene	510	E

PRELIMINARY

SOM01.2 (6/2007)

1F - FORM I SV-SIM  
SEMIVOLATILE SIM ORGANICS ANALYSIS DATA SHEET

EPA SAMPLE NO.

E3N17

Lab Name: MITKEM LABORATORIES Contract: EP-W-05-030  
 Lab Code: MITKEM Case No.: 38701 Mod. Ref No.: \_\_\_\_\_ SDG No.: E3N10  
 Matrix: (SOIL/SED/WATER) SOIL Lab Sample ID: H1545-10A  
 Sample wt/vol: 30.1 (g/mL) G Lab File ID: S5A5374.D  
 Extraction: (Type) SONC  
 % Moisture: 27 Decanted: (Y/N) N Date Received: 08/13/2009  
 Concentrated Extract Volume: 500 (uL) Date Extracted: 08/13/2009  
 Injection Volume: 2.0 (uL) GPC Factor: 2.00 Date Analyzed: 08/16/2009  
 GPC Cleanup: (Y/N) Y pH: 7.7 Dilution Factor: 8.0

CAS NO.	COMPOUND	CONCENTRATION UNITS:		Q
		(ug/L or ug/Kg)	UG/KG	
91-20-3	Naphthalene		73	
91-57-6	2-Methylnaphthalene		100	
208-96-8	Acenaphthylene		27	J
83-32-9	Acenaphthene		180	
86-73-7	Fluorene		280	
85-01-8	Phenanthrene		2000	E
120-12-7	Anthracene		390	E
206-44-0	Fluoranthene		3100	E
129-00-0	Pyrene		2400	E
56-55-3	Benzo(a)anthracene		1000	E
218-01-9	Chrysene		1200	E
205-99-2	Benzo(b)fluoranthene		1300	E
207-08-9	Benzo(k)fluoranthene		430	E
50-32-8	Benzo(a)pyrene		780	E
193-39-5	Indeno(1,2,3-cd)pyrene		220	
53-70-3	Dibenzo(a,h)anthracene		82	
191-24-2	Benzo(g,h,i)perylene		200	

PRELIMINARY

1F - FORM I SV-SIM  
SEMIVOLATILE SIM ORGANICS ANALYSIS DATA SHEET

EPA SAMPLE NO.

E3N18

Lab Name: MITKEM LABORATORIES Contract: EP-W-05-030  
 Lab Code: MITKEM Case No.: 38701 Mod. Ref No.: \_\_\_\_\_ SDG No.: E3N10  
 Matrix: (SOIL/SED/WATER) SOIL Lab Sample ID: H1545-11A  
 Sample wt/vol: 30.2 (g/mL) G Lab File ID: S5A5365.D  
 Extraction: (Type) SONC  
 % Moisture: 19 Decanted: (Y/N) N Date Received: 08/13/2009  
 Concentrated Extract Volume: 500 (uL) Date Extracted: 08/13/2009  
 Injection Volume: 2.0 (uL) GPC Factor: 2.00 Date Analyzed: 08/16/2009  
 GPC Cleanup: (Y/N) Y pH: 7.8 Dilution Factor: 1.0

CAS NO.	COMPOUND	CONCENTRATION UNITS:	
		(ug/L or ug/Kg)	UG/KG
91-20-3	Naphthalene	4.0	U
91-57-6	2-Methylnaphthalene	4.0	U
208-96-8	Acenaphthylene	4.0	U
83-32-9	Acenaphthene	4.0	U
86-73-7	Fluorene	4.0	U
85-01-8	Phenanthrene	10	
120-12-7	Anthracene	4.0	U
206-44-0	Fluoranthene	12	
129-00-0	Pyrene	12	
56-55-3	Benzo(a)anthracene	4.0	U
218-01-9	Chrysene	5.9	
205-99-2	Benzo(b)fluoranthene	6.6	
207-08-9	Benzo(k)fluoranthene	4.0	U
50-32-8	Benzo(a)pyrene	8.0	
193-39-5	Indeno(1,2,3-cd)pyrene	4.0	U
53-70-3	Dibenzo(a,h)anthracene	4.0	U
191-24-2	Benzo(g,h,i)perylene	4.0	U

PRELIMINARY

SOM01.2 (6/2007)

1F - FORM I SV-SIM  
SEMIVOLATILE SIM ORGANICS ANALYSIS DATA SHEET

EPA SAMPLE NO.

E3N19

Lab Name: MITKEM LABORATORIES Contract: EP-W-05-030  
 Lab Code: MITKEM Case No.: 38701 Mod. Ref No.:                      SDG No.: E3N10  
 Matrix: (SOIL/SED/WATER) SOIL Lab Sample ID: H1545-12A  
 Sample wt/vol: 30.1 (g/mL) G Lab File ID: S5A5375.D  
 Extraction: (Type) SONC  
 % Moisture: 45 Decanted: (Y/N) N Date Received: 08/13/2009  
 Concentrated Extract Volume: 500 (uL) Date Extracted: 08/13/2009  
 Injection Volume: 2.0 (uL) GPC Factor: 2.00 Date Analyzed: 08/16/2009  
 GPC Cleanup: (Y/N) Y pH: 7.3 Dilution Factor: 8.0

CAS NO.	COMPOUND	CONCENTRATION UNITS:		Q
		(ug/L or ug/Kg)	UG/KG	
91-20-3	Naphthalene		470	
91-57-6	2-Methylnaphthalene		510	E
208-96-8	Acenaphthylene		90	
83-32-9	Acenaphthene		1100	E
86-73-7	Fluorene		1800	E
85-01-8	Phenanthrene		8600	E
120-12-7	Anthracene		2500	E
206-44-0	Fluoranthene		11000	E
129-00-0	Pyrene		7100	E
56-55-3	Benzo(a)anthracene		5700	E
218-01-9	Chrysene		6100	E
205-99-2	Benzo(b)fluoranthene		8900	E
207-08-9	Benzo(k)fluoranthene		4900	E
50-32-8	Benzo(a)pyrene		4900	E
193-39-5	Indeno(1,2,3-cd)pyrene		1100	E
53-70-3	Dibenzo(a,h)anthracene		450	
191-24-2	Benzo(g,h,i)perylene		900	E

PRELIMINARY

1F - FORM I SV-SIM  
SEMIVOLATILE SIM ORGANICS ANALYSIS DATA SHEET

EPA SAMPLE NO.

E3N20

Lab Name: MITKEM LABORATORIES Contract: EP-W-05-030  
 Lab Code: MITKEM Case No.: 38701 Mod. Ref No.: \_\_\_\_\_ SDG No.: E3N10  
 Matrix: (SOIL/SED/WATER) SOIL Lab Sample ID: H1545-13A  
 Sample wt/vol: 30.0 (g/mL) G Lab File ID: S5A5376.D  
 Extraction: (Type) SONC  
 % Moisture: 38 Decanted: (Y/N) N Date Received: 08/13/2009  
 Concentrated Extract Volume: 500 (uL) Date Extracted: 08/13/2009  
 Injection Volume: 2.0 (uL) GPC Factor: 2.00 Date Analyzed: 08/16/2009  
 GPC Cleanup: (Y/N) Y pH: 7.8 Dilution Factor: 8.0

CAS NO.	COMPOUND	CONCENTRATION UNITS:		Q
		(ug/L or ug/Kg)	UG/KG	
91-20-3	Naphthalene		430	
91-57-6	2-Methylnaphthalene		380	
208-96-8	Acenaphthylene		73	
83-32-9	Acenaphthene		1000	E
86-73-7	Fluorene		1800	E
85-01-8	Phenanthrene		8400	E
120-12-7	Anthracene		2500	E
206-44-0	Fluoranthene		10000	E
129-00-0	Pyrene		6500	E
56-55-3	Benzo (a) anthracene		5900	E
218-01-9	Chrysene		5800	E
205-99-2	Benzo (b) fluoranthene		8000	E
207-08-9	Benzo (k) fluoranthene		3500	E
50-32-8	Benzo (a) pyrene		4300	E
193-39-5	Indeno (1, 2, 3-cd) pyrene		870	E
53-70-3	Dibenzo (a, h) anthracene		390	
191-24-2	Benzo (g, h, i) perylene		740	E

PRELIMINARY

1F - FORM I SV-SIM  
SEMIVOLATILE SIM ORGANICS ANALYSIS DATA SHEET

EPA SAMPLE NO.

E3N21

Lab Name: MITKEM LABORATORIES Contract: EP-W-05-030  
 Lab Code: MITKEM Case No.: 38701 Mod. Ref No.: \_\_\_\_\_ SDG No.: E3N10  
 Matrix: (SOIL/SED/WATER) SOIL Lab Sample ID: H1545-14A  
 Sample wt/vol: 30.0 (g/mL) G Lab File ID: S5A5377.D  
 Extraction: (Type) SONC  
 % Moisture: 40 Decanted: (Y/N) N Date Received: 08/13/2009  
 Concentrated Extract Volume: 500 (uL) Date Extracted: 08/13/2009  
 Injection Volume: 2.0 (uL) GPC Factor: 2.00 Date Analyzed: 08/16/2009  
 GPC Cleanup: (Y/N) Y pH: 7.9 Dilution Factor: 8.0

CAS NO.	COMPOUND	CONCENTRATION UNITS:		Q
		(ug/L or ug/Kg)	UG/KG	
91-20-3	Naphthalene		370	
91-57-6	2-Methylnaphthalene		330	
208-96-8	Acenaphthylene		59	
83-32-9	Acenaphthene		700	E
86-73-7	Fluorene		1300	E
85-01-8	Phenanthrene		6800	E
120-12-7	Anthracene		1700	E
206-44-0	Fluoranthene		7800	E
129-00-0	Pyrene		5800	E
56-55-3	Benzo (a) anthracene		3500	E
218-01-9	Chrysene		4200	E
205-99-2	Benzo (b) fluoranthene		4800	E
207-08-9	Benzo (k) fluoranthene		2000	E
50-32-8	Benzo (a) pyrene		2500	E
193-39-5	Indeno (1, 2, 3-cd) pyrene		550	E
53-70-3	Dibenzo (a, h) anthracene		230	
191-24-2	Benzo (g, h, i) perylene		450	E

PRELIMINARY

1F - FORM I SV-SIM  
SEMIVOLATILE SIM ORGANICS ANALYSIS DATA SHEET

EPA SAMPLE NO.

E3N22

Lab Name: MITKEM LABORATORIES Contract: EP-W-05-030  
 Lab Code: MITKEM Case No.: 38701 Mod. Ref No.: \_\_\_\_\_ SDG No.: E3N10  
 Matrix: (SOIL/SED/WATER) SOIL Lab Sample ID: H1545-15A  
 Sample wt/vol: 30.1 (g/mL) G Lab File ID: S5A5378.D  
 Extraction: (Type) SONC  
 % Moisture: 37 Decanted: (Y/N) N Date Received: 08/13/2009  
 Concentrated Extract Volume: 500 (uL) Date Extracted: 08/13/2009  
 Injection Volume: 2.0 (uL) GPC Factor: 2.00 Date Analyzed: 08/16/2009  
 GPC Cleanup: (Y/N) Y pH: 7.8 Dilution Factor: 8.0

CAS NO.	COMPOUND	CONCENTRATION UNITS:		Q
		(ug/L or ug/Kg)	UG/KG	
91-20-3	Naphthalene		440	E
91-57-6	2-Methylnaphthalene		360	
208-96-8	Acenaphthylene		54	
83-32-9	Acenaphthene		710	E
86-73-7	Fluorene		1300	E
85-01-8	Phenanthrene		7200	E
120-12-7	Anthracene		1900	E
206-44-0	Fluoranthene		8100	E
129-00-0	Pyrene		5900	E
56-55-3	Benzo(a)anthracene		4000	E
218-01-9	Chrysene		4400	E
205-99-2	Benzo(b)fluoranthene		5100	E
207-08-9	Benzo(k)fluoranthene		2400	E
50-32-8	Benzo(a)pyrene		2800	E
193-39-5	Indeno(1,2,3-cd)pyrene		590	E
53-70-3	Dibenzo(a,h)anthracene		260	
191-24-2	Benzo(g,h,i)perylene		500	E

PRELIMINARY

SOM01.2 (6/2007)



1F - FORM I SV-SIM  
SEMIVOLATILE SIM ORGANICS ANALYSIS DATA SHEET

EPA SAMPLE NO.

E3N23

Lab Name: MITKEM LABORATORIES Contract: EP-W-05-030  
 Lab Code: MITKEM Case No.: 38701 Mod. Ref No.: \_\_\_\_\_ SDG No.: E3N10  
 Matrix: (SOIL/SED/WATER) SOIL Lab Sample ID: H1545-16A  
 Sample wt/vol: 30.2 (g/mL) G Lab File ID: S5A5379.D  
 Extraction: (Type) SONC  
 % Moisture: 35 Decanted: (Y/N) N Date Received: 08/13/2009  
 Concentrated Extract Volume: 500 (uL) Date Extracted: 08/13/2009  
 Injection Volume: 2.0 (uL) GPC Factor: 2.00 Date Analyzed: 08/16/2009  
 GPC Cleanup: (Y/N) Y pH: 7.8 Dilution Factor: 8.0

CAS NO.	COMPOUND	CONCENTRATION UNITS:		Q
		(ug/L or ug/Kg)	UG/KG	
91-20-3	Naphthalene		350	
91-57-6	2-Methylnaphthalene		320	
208-96-8	Acenaphthylene		85	
83-32-9	Acenaphthene		500	E
86-73-7	Fluorene		800	E
85-01-8	Phenanthrene		5000	E
120-12-7	Anthracene		1100	E
206-44-0	Fluoranthene		6100	E
129-00-0	Pyrene		4800	E
56-55-3	Benzo(a)anthracene		2500	E
218-01-9	Chrysene		2700	E
205-99-2	Benzo(b)fluoranthene		3200	E
207-08-9	Benzo(k)fluoranthene		1900	E
50-32-8	Benzo(a)pyrene		2100	E
193-39-5	Indeno(1,2,3-cd)pyrene		510	E
53-70-3	Dibenzo(a,h)anthracene		190	
191-24-2	Benzo(g,h,i)perylene		480	E

**PRELIMINARY**

1F - FORM I SV-SIM  
SEMIVOLATILE SIM ORGANICS ANALYSIS DATA SHEET

EPA SAMPLE NO.

E3N24

Lab Name: MITKEM LABORATORIES Contract: EP-W-05-030  
 Lab Code: MITKEM Case No.: 38701 Mod. Ref No.: \_\_\_\_\_ SDG No.: E3N10  
 Matrix: (SOIL/SED/WATER) SOIL Lab Sample ID: H1545-17A  
 Sample wt/vol: 30.2 (g/mL) G Lab File ID: S5A5380.D  
 Extraction: (Type) SONC  
 % Moisture: 17 Decanted: (Y/N) N Date Received: 08/13/2009  
 Concentrated Extract Volume: 500 (uL) Date Extracted: 08/13/2009  
 Injection Volume: 2.0 (uL) GPC Factor: 2.00 Date Analyzed: 08/16/2009  
 GPC Cleanup: (Y/N) Y pH: 7.8 Dilution Factor: 8.0

CAS NO.	COMPOUND	CONCENTRATION UNITS:		Q
		(ug/L or ug/Kg)	UG/KG	
91-20-3	Naphthalene		67	
91-57-6	2-Methylnaphthalene		96	
208-96-8	Acenaphthylene		34	
83-32-9	Acenaphthene		210	
86-73-7	Fluorene		330	E
85-01-8	Phenanthrene		2500	E
120-12-7	Anthracene		520	E
206-44-0	Fluoranthene		3600	E
129-00-0	Pyrene		2800	E
56-55-3	Benzo(a)anthracene		1200	E
218-01-9	Chrysene		1300	E
205-99-2	Benzo(b)fluoranthene		1500	E
207-08-9	Benzo(k)fluoranthene		520	E
50-32-8	Benzo(a)pyrene		920	E
193-39-5	Indeno(1,2,3-cd)pyrene		230	
53-70-3	Dibenzo(a,h)anthracene		90	
191-24-2	Benzo(g,h,i)perylene		220	

PRELIMINARY

1F - FORM I SV-SIM  
SEMIVOLATILE SIM ORGANICS ANALYSIS DATA SHEET

EPA SAMPLE NO.

E3N25

Lab Name: MITKEM LABORATORIES Contract: EP-W-05-030  
 Lab Code: MITKEM Case No.: 38701 Mod. Ref No.: \_\_\_\_\_ SDG No.: E3N10  
 Matrix: (SOIL/SED/WATER) SOIL Lab Sample ID: H1545-18A  
 Sample wt/vol: 30.3 (g/mL) G Lab File ID: S5A5366.D  
 Extraction: (Type) SONC  
 % Moisture: 16 Decanted: (Y/N) N Date Received: 08/13/2009  
 Concentrated Extract Volume: 500 (uL) Date Extracted: 08/13/2009  
 Injection Volume: 2.0 (uL) GPC Factor: 2.00 Date Analyzed: 08/16/2009  
 GPC Cleanup: (Y/N) Y pH: 7.9 Dilution Factor: 1.0

CAS NO.	COMPOUND	CONCENTRATION UNITS:	
		(ug/L or ug/Kg)	UG/KG
91-20-3	Naphthalene	3.9	U
91-57-6	2-Methylnaphthalene	3.9	U
208-96-8	Acenaphthylene	3.9	U
83-32-9	Acenaphthene	3.9	U
86-73-7	Fluorene	3.9	U
85-01-8	Phenanthrene	7.8	
120-12-7	Anthracene	3.9	U
206-44-0	Fluoranthene	10	
129-00-0	Pyrene	8.0	
56-55-3	Benzo(a)anthracene	3.9	U
218-01-9	Chrysene	4.0	
205-99-2	Benzo(b)fluoranthene	3.9	U
207-08-9	Benzo(k)fluoranthene	3.9	U
50-32-8	Benzo(a)pyrene	3.9	U
193-39-5	Indeno(1,2,3-cd)pyrene	3.9	U
53-70-3	Dibenzo(a,h)anthracene	3.9	U
191-24-2	Benzo(g,h,i)perylene	3.9	U

PRELIMINARY

1F - FORM I SV-SIM  
SEMIVOLATILE SIM ORGANICS ANALYSIS DATA SHEET

EPA SAMPLE NO.

E3N26

Lab Name: MITKEM LABORATORIES Contract: EP-W-05-030  
 Lab Code: MITKEM Case No.: 38701 Mod. Ref No.: \_\_\_\_\_ SDG No.: E3N10  
 Matrix: (SOIL/SED/WATER) SOIL Lab Sample ID: H1545-19A  
 Sample wt/vol: 30.1 (g/mL) G Lab File ID: S5A5381.D  
 Extraction: (Type) SONC  
 % Moisture: 36 Decanted: (Y/N) N Date Received: 08/13/2009  
 Concentrated Extract Volume: 500 (uL) Date Extracted: 08/13/2009  
 Injection Volume: 2.0 (uL) GPC Factor: 2.00 Date Analyzed: 08/16/2009  
 GPC Cleanup: (Y/N) Y pH: 7.2 Dilution Factor: 8.0

CAS NO.	COMPOUND	CONCENTRATION UNITS:		Q
		(ug/L or ug/Kg)	UG/KG	
91-20-3	Naphthalene		110	
91-57-6	2-Methylnaphthalene		380	
208-96-8	Acenaphthylene		46	
83-32-9	Acenaphthene		570	E
86-73-7	Fluorene		850	E
85-01-8	Phenanthrene		5600	E
120-12-7	Anthracene		1200	E
206-44-0	Fluoranthene		7200	E
129-00-0	Pyrene		7200	E
56-55-3	Benzo(a)anthracene		4100	E
218-01-9	Chrysene		5400	E
205-99-2	Benzo(b)fluoranthene		6300	E
207-08-9	Benzo(k)fluoranthene		2900	E
50-32-8	Benzo(a)pyrene		3200	E
193-39-5	Indeno(1,2,3-cd)pyrene		850	E
53-70-3	Dibenzo(a,h)anthracene		300	
191-24-2	Benzo(g,h,i)perylene		750	E

PRELIMINARY

1F - FORM I SV-SIM  
SEMIVOLATILE SIM ORGANICS ANALYSIS DATA SHEET

EPA SAMPLE NO.

E3N34

Lab Name: MITKEM LABORATORIES Contract: EP-W-05-030  
 Lab Code: MITKEM Case No.: 38701 Mod. Ref No.: \_\_\_\_\_ SDG No.: E3N10  
 Matrix: (SOIL/SED/WATER) SOIL Lab Sample ID: H1545-06A  
 Sample wt/vol: 30.3 (g/mL) G Lab File ID: S5A5371.D  
 Extraction: (Type) SONC  
 % Moisture: 33 Decanted: (Y/N) N Date Received: 08/13/2009  
 Concentrated Extract Volume: 500 (uL) Date Extracted: 08/13/2009  
 Injection Volume: 2.0 (uL) GPC Factor: 2.00 Date Analyzed: 08/16/2009  
 GPC Cleanup: (Y/N) Y pH: 7.2 Dilution Factor: 8.0

CAS NO.	COMPOUND	CONCENTRATION UNITS:		Q
		(ug/L or ug/Kg)	UG/KG	
91-20-3	Naphthalene		1100	E
91-57-6	2-Methylnaphthalene		930	E
208-96-8	Acenaphthylene		96	
83-32-9	Acenaphthene		2000	E
86-73-7	Fluorene		2900	E
85-01-8	Phenanthrene		8900	E
120-12-7	Anthracene		4600	E
206-44-0	Fluoranthene		8700	E
129-00-0	Pyrene		6600	E
56-55-3	Benzo (a) anthracene		5400	E
218-01-9	Chrysene		5500	E
205-99-2	Benzo (b) fluoranthene		5800	E
207-08-9	Benzo (k) fluoranthene		3300	E
50-32-8	Benzo (a) pyrene		3600	E
193-39-5	Indeno (1, 2, 3-cd) pyrene		720	E
53-70-3	Dibenzo (a, h) anthracene		310	
191-24-2	Benzo (g, h, i) perylene		630	E

PRELIMINARY

SOM01.2 (6/2007)

1F - FORM I SV-SIM  
SEMIVOLATILE SIM ORGANICS ANALYSIS DATA SHEET

EPA SAMPLE NO.

E3N35

Lab Name: MITKEM LABORATORIES Contract: EP-W-05-030  
 Lab Code: MITKEM Case No.: 38701 Mod. Ref No.:                      SDG No.: E3N10  
 Matrix: (SOIL/SED/WATER) SOIL Lab Sample ID: H1545-07A  
 Sample wt/vol: 30.3 (g/mL) G Lab File ID: S5A5364.D  
 Extraction: (Type) SONC  
 % Moisture: 13 Decanted: (Y/N) N Date Received: 08/13/2009  
 Concentrated Extract Volume: 500 (uL) Date Extracted: 08/13/2009  
 Injection Volume: 2.0 (uL) GPC Factor: 2.00 Date Analyzed: 08/16/2009  
 GPC Cleanup: (Y/N) Y pH: 7.9 Dilution Factor: 1.0

CAS NO.	COMPOUND	CONCENTRATION UNITS:		Q
		(ug/L or ug/Kg)	UG/KG	
91-20-3	Naphthalene		3.8	U
91-57-6	2-Methylnaphthalene		3.8	U
208-96-8	Acenaphthylene		3.8	U
83-32-9	Acenaphthene		23	
86-73-7	Fluorene		30	
85-01-8	Phenanthrene		220	E
120-12-7	Anthracene		36	
206-44-0	Fluoranthene		120	E
129-00-0	Pyrene		58	E
56-55-3	Benzo(a)anthracene		17	
218-01-9	Chrysene		20	
205-99-2	Benzo(b)fluoranthene		14	
207-08-9	Benzo(k)fluoranthene		5.0	
50-32-8	Benzo(a)pyrene		12	
193-39-5	Indeno(1,2,3-cd)pyrene		3.8	U
53-70-3	Dibenzo(a,h)anthracene		3.8	U
191-24-2	Benzo(g,h,i)perylene		3.8	U

PRELIMINARY

SOM01.2 (6/2007)

1F - FORM I SV-SIM  
SEMIVOLATILE SIM ORGANICS ANALYSIS DATA SHEET

EPA SAMPLE NO.

E3N43

Lab Name: MITKEM LABORATORIES Contract: EP-W-05-030  
 Lab Code: MITKEM Case No.: 38701 Mod. Ref No.: \_\_\_\_\_ SDG No.: E3N10  
 Matrix: (SOIL/SED/WATER) SOIL Lab Sample ID: H1545-20A  
 Sample wt/vol: 30.2 (g/mL) G Lab File ID: S5A5396.D  
 Extraction: (Type) SONC  
 % Moisture: 40 Decanted: (Y/N) N Date Received: 08/14/2009  
 Concentrated Extract Volume: 500 (uL) Date Extracted: 08/14/2009  
 Injection Volume: 2.0 (uL) GPC Factor: 2.00 Date Analyzed: 08/17/2009  
 GPC Cleanup: (Y/N) Y pH: 7.7 Dilution Factor: 8.0

CAS NO.	COMPOUND	CONCENTRATION UNITS:		Q
		(ug/L or ug/Kg)	UG/KG	
91-20-3	Naphthalene		230	
91-57-6	2-Methylnaphthalene		320	
208-96-8	Acenaphthylene		120	
83-32-9	Acenaphthene		720	E
86-73-7	Fluorene		1400	E
85-01-8	Phenanthrene		7200	E
120-12-7	Anthracene		2300	E
206-44-0	Fluoranthene		9600	E
129-00-0	Pyrene		10000	E
56-55-3	Benzo(a)anthracene		6100	E
218-01-9	Chrysene		7600	E
205-99-2	Benzo(b)fluoranthene		7900	E
207-08-9	Benzo(k)fluoranthene		4200	E
50-32-8	Benzo(a)pyrene		4400	E
193-39-5	Indeno(1,2,3-cd)pyrene		1400	E
53-70-3	Dibenzo(a,h)anthracene		460	E
191-24-2	Benzo(g,h,i)perylene		1100	E

PRELIMINARY

SOM01.2 (6/2007)

1F - FORM I SV-SIM  
SEMIVOLATILE SIM ORGANICS ANALYSIS DATA SHEET

EPA SAMPLE NO.

E3N43MS

Lab Name: MITKEM LABORATORIES Contract: EP-W-05-030  
 Lab Code: MITKEM Case No.: 38701 Mod. Ref No.: SDG No.: E3N10  
 Matrix: (SOIL/SED/WATER) SOIL Lab Sample ID: H1545-20AMS  
 Sample wt/vol: 30.1 (g/mL) G Lab File ID: S5A5414.D  
 Extraction: (Type) SONC  
 % Moisture: 40 Decanted: (Y/N) N Date Received: 08/14/2009  
 Concentrated Extract Volume: 500 (uL) Date Extracted: 08/14/2009  
 Injection Volume: 2.0 (uL) GPC Factor: 2.00 Date Analyzed: 08/17/2009  
 GPC Cleanup: (Y/N) Y pH: 7.7 Dilution Factor: 8.0

CAS NO.	COMPOUND	CONCENTRATION UNITS: (ug/L or ug/Kg)	UG/KG	Q
91-20-3	Naphthalene		230	
91-57-6	2-Methylnaphthalene		380	
208-96-8	Acenaphthylene		130	
83-32-9	Acenaphthene		740	E
86-73-7	Fluorene		1300	E
85-01-8	Phenanthrene		7500	E
120-12-7	Anthracene		2200	E
206-44-0	Fluoranthene		10000	E
129-00-0	Pyrene		6600	E
56-55-3	Benzo (a) anthracene		5800	E
218-01-9	Chrysene		6200	E
205-99-2	Benzo (b) fluoranthene		7700	E
207-08-9	Benzo (k) fluoranthene		3400	E
50-32-8	Benzo (a) pyrene		4400	E
193-39-5	Indeno (1, 2, 3-cd) pyrene		1500	E
53-70-3	Dibenzo (a, h) anthracene		490	E
191-24-2	Benzo (g, h, i) perylene		1200	E

PRELIMINARY

SOM01.2 (6/2007)



1F - FORM I SV-SIM  
SEMIVOLATILE SIM ORGANICS ANALYSIS DATA SHEET

EPA SAMPLE NO.

E3N43MSD

Lab Name: MITKEM LABORATORIES Contract: EP-W-05-030  
 Lab Code: MITKEM Case No.: 38701 Mod. Ref No.: \_\_\_\_\_ SDG No.: E3N10  
 Matrix: (SOIL/SED/WATER) SOIL Lab Sample ID: H1545-20AMSD  
 Sample wt/vol: 30.0 (g/mL) G Lab File ID: S5A5415.D  
 Extraction: (Type) SONC  
 % Moisture: 40 Decanted: (Y/N) N Date Received: 08/14/2009  
 Concentrated Extract Volume: 500 (uL) Date Extracted: 08/14/2009  
 Injection Volume: 2.0 (uL) GPC Factor: 2.00 Date Analyzed: 08/17/2009  
 GPC Cleanup: (Y/N) Y pH: 7.7 Dilution Factor: 8.0

CAS NO.	COMPOUND	CONCENTRATION UNITS:		Q
		(ug/L or ug/Kg)	UG/KG	
91-20-3	Naphthalene		240	
91-57-6	2-Methylnaphthalene		380	
208-96-8	Acenaphthylene		140	
83-32-9	Acenaphthene		750	E
86-73-7	Fluorene		1300	E
85-01-8	Phenanthrene		8100	E
120-12-7	Anthracene		2500	E
206-44-0	Fluoranthene		11000	E
129-00-0	Pyrene		7600	E
56-55-3	Benzo(a)anthracene		6700	E
218-01-9	Chrysene		6500	E
205-99-2	Benzo(b)fluoranthene		8800	E
207-08-9	Benzo(k)fluoranthene		3100	E
50-32-8	Benzo(a)pyrene		4600	E
193-39-5	Indeno(1,2,3-cd)pyrene		1500	E
53-70-3	Dibenzo(a,h)anthracene		490	E
191-24-2	Benzo(g,h,i)perylene		1200	E

PRELIMINARY

SOM01.2 (6/2007)

1H - FORM I ARO  
 AROCLOR ORGANICS ANALYSIS DATA SHEET

EPA SAMPLE NO.

E3N36

Lab Name: MITKEM LABORATORIES Contract: EP-W-05-030  
 Lab Code: MITKEM Case No.: 38701 Mod. Ref No.: \_\_\_\_\_ SDG No.: E3N36  
 Matrix: (SOIL/SED/WATER) SOIL Lab Sample ID: H1561-01A  
 Sample wt/vol: 30.1 (g/mL) G Lab File ID: E3G5477F.D/E3G5477R.D  
 % Moisture: \_\_\_\_\_ Decanted: (Y/N) \_\_\_\_\_ Date Received: 08/14/2009  
 Extraction: (Type) SONC Date Extracted: 08/14/2009  
 Concentrated Extract Volume: 10000 (uL) Date Analyzed: 08/16/2009  
 Injection Volume: 1.0 (uL) GPC Factor: 1.00 Dilution Factor: 1.0  
 GPC Cleanup: (Y/N) N pH: \_\_\_\_\_ Sulfur Cleanup: (Y/N) Y  
 Acid Cleanup: (Y/N) Y

CAS NO.	COMPOUND	CONCENTRATION UNITS: <u>UG/KG</u> (ug/L or ug/Kg)	<u>Q</u>
12674-11-2	Aroclor-1016	33	U
11104-28-2	Aroclor-1221	33	U
11141-16-5	Aroclor-1232	33	U
53469-21-9	Aroclor-1242	1100	E
12672-29-6	Aroclor-1248	930	E
11097-69-1	Aroclor-1254	570	EP
11096-82-5	Aroclor-1260	240	
37324-23-5	Aroclor-1262	33	U
11100-14-4	Aroclor-1268	33	U

PRELIMINARY

1H - FORM I ARO  
 AROCLOR ORGANICS ANALYSIS DATA SHEET

EPA SAMPLE NO.

E3N37

Lab Name: MITKEM LABORATORIES Contract: EP-W-05-030  
 Lab Code: MITKEM Case No.: 38701 Mod. Ref No.: SDG No.: E3N36  
 Matrix: (SOIL/SED/WATER) SOIL Lab Sample ID: H1561-02A  
 Sample wt/vol: 30.2 (g/mL) G Lab File ID: E3G5478F.D/E3G5478R.D  
 % Moisture: Decanted: (Y/N) Date Received: 08/14/2009  
 Extraction: (Type) SONC Date Extracted: 08/14/2009  
 Concentrated Extract Volume: 10000 (uL) Date Analyzed: 08/16/2009  
 Injection Volume: 1.0 (uL) GPC Factor: 1.00 Dilution Factor: 1.0  
 GPC Cleanup: (Y/N) N pH: Sulfur Cleanup: (Y/N) Y  
 Acid Cleanup: (Y/N) Y

CAS NO.	COMPOUND	CONCENTRATION UNITS: UG/KG	
		(ug/L or ug/Kg)	Q
12674-11-2	Aroclor-1016	33	U
11104-28-2	Aroclor-1221	33	U
11141-16-5	Aroclor-1232	33	U
53469-21-9	Aroclor-1242	33	U
12672-29-6	Aroclor-1248	33	U
11097-69-1	Aroclor-1254	940	E
11096-82-5	Aroclor-1260	480	E
37324-23-5	Aroclor-1262	33	U
11100-14-4	Aroclor-1268	33	U

PRELIMINARY

1H - FORM I ARO  
 AROCLOR ORGANICS ANALYSIS DATA SHEET

EPA SAMPLE NO.

E3N38

Lab Name: MITKEM LABORATORIES Contract: EP-W-05-030  
 Lab Code: MITKEM Case No.: 38701 Mod. Ref No.:                      SDG No.: E3N36  
 Matrix: (SOIL/SED/WATER) SOIL Lab Sample ID: H1561-03A  
 Sample wt/vol: 30.3 (g/mL) G Lab File ID: E3G5479F.D/E3G5479R.D  
 % Moisture:                      Decanted: (Y/N)                      Date Received: 08/14/2009  
 Extraction: (Type) SONC Date Extracted: 08/14/2009  
 Concentrated Extract Volume: 10000 (uL) Date Analyzed: 08/16/2009  
 Injection Volume: 1.0 (uL) GPC Factor: 1.00 Dilution Factor: 1.0  
 GPC Cleanup: (Y/N) N pH:                      Sulfur Cleanup: (Y/N) Y  
 Acid Cleanup: (Y/N) Y

CAS NO.	COMPOUND	CONCENTRATION UNITS:	
		ug/L or ug/Kg	UG/KG
12674-11-2	Aroclor-1016	33	U
11104-28-2	Aroclor-1221	33	U
11141-16-5	Aroclor-1232	33	U
53469-21-9	Aroclor-1242	33	U
12672-29-6	Aroclor-1248	33	U
11097-69-1	Aroclor-1254	510	EP
11096-82-5	Aroclor-1260	220	
37324-23-5	Aroclor-1262	33	U
11100-14-4	Aroclor-1268	33	U

PRELIMINARY

1H - FORM I ARO  
 AROCLOR ORGANICS ANALYSIS DATA SHEET

EPA SAMPLE NO.

E3N39

Lab Name: MITKEM LABORATORIES Contract: EP-W-05-030  
 Lab Code: MITKEM Case No.: 38701 Mod. Ref No.: SDG No.: E3N36  
 Matrix: (SOIL/SED/WATER) SOIL Lab Sample ID: H1561-04A  
 Sample wt/vol: 30.3 (g/mL) G Lab File ID: E3G5480F.D/E3G5480R.D  
 % Moisture: Decanted: (Y/N) Date Received: 08/14/2009  
 Extraction: (Type) SONC Date Extracted: 08/14/2009  
 Concentrated Extract Volume: 10000 (uL) Date Analyzed: 08/16/2009  
 Injection Volume: 1.0 (uL) GPC Factor: 1.00 Dilution Factor: 1.0  
 GPC Cleanup: (Y/N) N pH: Sulfur Cleanup: (Y/N) Y  
 Acid Cleanup: (Y/N) Y

CAS NO.	COMPOUND	CONCENTRATION UNITS: <u>UG/KG</u>	
		(ug/L or ug/Kg)	<u>Q</u>
12674-11-2	Aroclor-1016	33	U
11104-28-2	Aroclor-1221	33	U
11141-16-5	Aroclor-1232	33	U
53469-21-9	Aroclor-1242	33	U
12672-29-6	Aroclor-1248	33	U
11097-69-1	Aroclor-1254	79	P
11096-82-5	Aroclor-1260	68	P
37324-23-5	Aroclor-1262	33	U
11100-14-4	Aroclor-1268	33	U

**PRELIMINARY**

1H - FORM I ARO  
 AROCLOR ORGANICS ANALYSIS DATA SHEET

EPA SAMPLE NO.

E3N40

Lab Name: MITKEM LABORATORIES Contract: EP-W-05-030  
 Lab Code: MITKEM Case No.: 38701 Mod. Ref No.: \_\_\_\_\_ SDG No.: E3N36  
 Matrix: (SOIL/SED/WATER) SOIL Lab Sample ID: H1561-05A  
 Sample wt/vol: 30.2 (g/mL) G Lab File ID: E3G5481F.D/E3G5481R.D  
 % Moisture: \_\_\_\_\_ Decanted: (Y/N) \_\_\_\_\_ Date Received: 08/14/2009  
 Extraction: (Type) SONC Date Extracted: 08/14/2009  
 Concentrated Extract Volume: 10000 (uL) Date Analyzed: 08/16/2009  
 Injection Volume: 1.0 (uL) GPC Factor: 1.00 Dilution Factor: 1.0  
 GPC Cleanup: (Y/N) N pH: \_\_\_\_\_ Sulfur Cleanup: (Y/N) Y  
 Acid Cleanup: (Y/N) Y

CAS NO.	COMPOUND	CONCENTRATION UNITS: <u>UG/KG</u>	
		(ug/L or ug/Kg)	<u>Q</u>
12674-11-2	Aroclor-1016	33	U
11104-28-2	Aroclor-1221	33	U
11141-16-5	Aroclor-1232	33	U
53469-21-9	Aroclor-1242	33	U
12672-29-6	Aroclor-1248	33	U
11097-69-1	Aroclor-1254	44	P
11096-82-5	Aroclor-1260	33	U
37324-23-5	Aroclor-1262	33	U
11100-14-4	Aroclor-1268	33	U

**PRELIMINARY**

1H - FORM I ARO  
 AROCLOR ORGANICS ANALYSIS DATA SHEET

EPA SAMPLE NO.

E3N41

Lab Name: MITKEM LABORATORIES Contract: EP-W-05-030  
 Lab Code: MITKEM Case No.: 38701 Mod. Ref No.:                      SDG No.: E3N36  
 Matrix: (SOIL/SED/WATER) SOIL Lab Sample ID: H1561-06A  
 Sample wt/vol: 30.2 (g/mL) G Lab File ID: E3G5482F.D/E3G5482R.D  
 % Moisture:                      Decanted: (Y/N)                      Date Received: 08/14/2009  
 Extraction: (Type) SONC Date Extracted: 08/14/2009  
 Concentrated Extract Volume: 10000 (uL) Date Analyzed: 08/16/2009  
 Injection Volume: 1.0 (uL) GPC Factor: 1.00 Dilution Factor: 1.0  
 GPC Cleanup: (Y/N) N pH:                      Sulfur Cleanup: (Y/N) Y  
 Acid Cleanup: (Y/N) Y

CAS NO.	COMPOUND	CONCENTRATION UNITS:	
		(ug/L or ug/Kg)	UG/KG
12674-11-2	Aroclor-1016	33	U
11104-28-2	Aroclor-1221	33	U
11141-16-5	Aroclor-1232	33	U
53469-21-9	Aroclor-1242	33	U
12672-29-6	Aroclor-1248	33	U
11097-69-1	Aroclor-1254	33	U
11096-82-5	Aroclor-1260	33	U
37324-23-5	Aroclor-1262	33	U
11100-14-4	Aroclor-1268	33	U

PRELIMINARY

1H - FORM I ARO  
 AROCLOR ORGANICS ANALYSIS DATA SHEET

EPA SAMPLE NO.

E3N54

Lab Name: MITKEM LABORATORIES Contract: EP-W-05-030  
 Lab Code: MITKEM Case No.: 38701 Mod. Ref No.: SDG No.: E3N36  
 Matrix: (SOIL/SED/WATER) SOIL Lab Sample ID: H1561-13A  
 Sample wt/vol: 30.2 (g/mL) G Lab File ID: E3G5489F.D/E3G5489R.D  
 % Moisture: Decanted: (Y/N) Date Received: 08/14/2009  
 Extraction: (Type) SONC Date Extracted: 08/14/2009  
 Concentrated Extract Volume: 10000 (uL) Date Analyzed: 08/16/2009  
 Injection Volume: 1.0 (uL) GPC Factor: 1.00 Dilution Factor: 1.0  
 GPC Cleanup: (Y/N) N pH: \_\_\_\_\_ Sulfur Cleanup: (Y/N) Y  
 Acid Cleanup: (Y/N) Y

CAS NO.	COMPOUND	CONCENTRATION UNITS: <u>UG/KG</u> (ug/L or ug/Kg)	<u>Q</u>
12674-11-2	Aroclor-1016	33	U
11104-28-2	Aroclor-1221	33	U
11141-16-5	Aroclor-1232	33	U
53469-21-9	Aroclor-1242	33	U
12672-29-6	Aroclor-1248	33	U
11097-69-1	Aroclor-1254	33	U
11096-82-5	Aroclor-1260	33	U
37324-23-5	Aroclor-1262	33	U
11100-14-4	Aroclor-1268	33	U

PRELIMINARY



1H - FORM I ARO  
 AROCLOR ORGANICS ANALYSIS DATA SHEET

EPA SAMPLE NO.

E3N55

Lab Name: MITKEM LABORATORIES Contract: EP-W-05-030  
 Lab Code: MITKEM Case No.: 38701 Mod. Ref No.:                      SDG No.: E3N36  
 Matrix: (SOIL/SED/WATER) SOIL Lab Sample ID: H1561-14A  
 Sample wt/vol: 30.2 (g/mL) G Lab File ID: E3G5490F.D/E3G5490R.D  
 % Moisture:                      Decanted: (Y/N)                      Date Received: 08/14/2009  
 Extraction: (Type) SONC Date Extracted: 08/14/2009  
 Concentrated Extract Volume: 10000 (uL) Date Analyzed: 08/16/2009  
 Injection Volume: 1.0 (uL) GPC Factor: 1.00 Dilution Factor: 1.0  
 GPC Cleanup: (Y/N) N pH:                      Sulfur Cleanup: (Y/N) Y  
 Acid Cleanup: (Y/N) Y

CAS NO.	COMPOUND	CONCENTRATION UNITS: <u>UG/KG</u> (ug/L or ug/Kg)	<u>Q</u>
12674-11-2	Aroclor-1016	33	U
11104-28-2	Aroclor-1221	33	U
11141-16-5	Aroclor-1232	33	U
53469-21-9	Aroclor-1242	33	U
12672-29-6	Aroclor-1248	33	U
11097-69-1	Aroclor-1254	33	U
11096-82-5	Aroclor-1260	33	U
37324-23-5	Aroclor-1262	33	U
11100-14-4	Aroclor-1268	33	U

PRELIMINARY

1H - FORM I ARO  
 AROCLOR ORGANICS ANALYSIS DATA SHEET

EPA SAMPLE NO.

E3N56

Lab Name: MITKEM LABORATORIES Contract: EP-W-05-030  
 Lab Code: MITKEM Case No.: 38701 Mod. Ref No.:                      SDG No.: E3N36  
 Matrix: (SOIL/SED/WATER) SOIL Lab Sample ID: H1561-07A  
 Sample wt/vol: 30.2 (g/mL) G Lab File ID: E3G5483F.D/E3G5483R.D  
 % Moisture:                      Decanted: (Y/N)                      Date Received: 08/14/2009  
 Extraction: (Type) SONC Date Extracted: 08/14/2009  
 Concentrated Extract Volume: 10000 (uL) Date Analyzed: 08/16/2009  
 Injection Volume: 1.0 (uL) GPC Factor: 1.00 Dilution Factor: 1.0  
 GPC Cleanup: (Y/N) N pH:                      Sulfur Cleanup: (Y/N) Y  
 Acid Cleanup: (Y/N) Y

CAS NO.	COMPOUND	CONCENTRATION UNITS: UG/KG	
		(ug/L or ug/Kg)	Q
12674-11-2	Aroclor-1016	33	U
11104-28-2	Aroclor-1221	33	U
11141-16-5	Aroclor-1232	33	U
53469-21-9	Aroclor-1242	33	U
12672-29-6	Aroclor-1248	33	U
11097-69-1	Aroclor-1254	1300	E
11096-82-5	Aroclor-1260	520	E
37324-23-5	Aroclor-1262	33	U
11100-14-4	Aroclor-1268	33	U

PRELIMINARY

1H - FORM I ARO  
 AROCLOR ORGANICS ANALYSIS DATA SHEET

EPA SAMPLE NO.

E3N57

Lab Name: MITKEM LABORATORIES Contract: EP-W-05-030  
 Lab Code: MITKEM Case No.: 38701 Mod. Ref No.:                      SDG No.: E3N36  
 Matrix: (SOIL/SED/WATER) SOIL Lab Sample ID: H1561-08A  
 Sample wt/vol: 30.1 (g/mL) G Lab File ID: E3G5484F.D/E3G5484R.D  
 % Moisture:                      Decanted: (Y/N)                      Date Received: 08/14/2009  
 Extraction: (Type) SONC Date Extracted: 08/14/2009  
 Concentrated Extract Volume: 10000 (uL) Date Analyzed: 08/16/2009  
 Injection Volume: 1.0 (uL) GPC Factor: 1.00 Dilution Factor: 1.0  
 GPC Cleanup: (Y/N) N pH:                      Sulfur Cleanup: (Y/N) Y  
 Acid Cleanup: (Y/N) Y

CAS NO.	COMPOUND	CONCENTRATION UNITS: <u>UG/KG</u>	
		(ug/L or ug/Kg)	<u>Q</u>
12674-11-2	Aroclor-1016	33	U
11104-28-2	Aroclor-1221	33	U
11141-16-5	Aroclor-1232	33	U
53469-21-9	Aroclor-1242	33	U
12672-29-6	Aroclor-1248	33	U
11097-69-1	Aroclor-1254	1000	E
11096-82-5	Aroclor-1260	480	E
37324-23-5	Aroclor-1262	33	U
11100-14-4	Aroclor-1268	33	U

PRELIMINARY

1H - FORM I ARO  
 AROCLOR ORGANICS ANALYSIS DATA SHEET

EPA SAMPLE NO.

E3N58

Lab Name: MITKEM LABORATORIES Contract: EP-W-05-030  
 Lab Code: MITKEM Case No.: 38701 Mod. Ref No.:                      SDG No.: E3N36  
 Matrix: (SOIL/SED/WATER) SOIL Lab Sample ID: H1561-09A  
 Sample wt/vol: 30.1 (g/mL) G Lab File ID: E3G5485F.D/E3G5485R.D  
 % Moisture:                      Decanted: (Y/N)                      Date Received: 08/14/2009  
 Extraction: (Type) SONC Date Extracted: 08/14/2009  
 Concentrated Extract Volume: 10000 (uL) Date Analyzed: 08/16/2009  
 Injection Volume: 1.0 (uL) GPC Factor: 1.00 Dilution Factor: 1.0  
 GPC Cleanup: (Y/N) N pH:                      Sulfur Cleanup: (Y/N) Y  
 Acid Cleanup: (Y/N) Y

CAS NO.	COMPOUND	CONCENTRATION UNITS: UG/KG	
		(ug/L or ug/Kg)	Q
12674-11-2	Aroclor-1016	33	U
11104-28-2	Aroclor-1221	33	U
11141-16-5	Aroclor-1232	33	U
53469-21-9	Aroclor-1242	33	U
12672-29-6	Aroclor-1248	33	U
11097-69-1	Aroclor-1254	1200	E
11096-82-5	Aroclor-1260	590	E
37324-23-5	Aroclor-1262	33	U
11100-14-4	Aroclor-1268	33	U

PRELIMINARY

1H - FORM I ARO  
 AROCLOR ORGANICS ANALYSIS DATA SHEET

EPA SAMPLE NO.

E3N59

Lab Name: MITKEM LABORATORIES Contract: EP-W-05-030  
 Lab Code: MITKEM Case No.: 38701 Mod. Ref No.:                      SDG No.: E3N36  
 Matrix: (SOIL/SED/WATER) SOIL Lab Sample ID: H1561-10A  
 Sample wt/vol: 30.0 (g/mL) G Lab File ID: E3G5486F.D/E3G5486R.D  
 % Moisture:                      Decanted: (Y/N)                      Date Received: 08/14/2009  
 Extraction: (Type) SONC Date Extracted: 08/14/2009  
 Concentrated Extract Volume: 10000 (uL) Date Analyzed: 08/16/2009  
 Injection Volume: 1.0 (uL) GPC Factor: 1.00 Dilution Factor: 1.0  
 GPC Cleanup: (Y/N) N pH:                      Sulfur Cleanup: (Y/N) Y  
 Acid Cleanup: (Y/N) Y

CAS NO.	COMPOUND	CONCENTRATION UNITS: <u>UG/KG</u> (ug/L or ug/Kg)	<u>Q</u>
12674-11-2	Aroclor-1016	33	U
11104-28-2	Aroclor-1221	33	U
11141-16-5	Aroclor-1232	33	U
53469-21-9	Aroclor-1242	33	U
12672-29-6	Aroclor-1248	33	U
11097-69-1	Aroclor-1254	110	P
11096-82-5	Aroclor-1260	49	
37324-23-5	Aroclor-1262	33	U
11100-14-4	Aroclor-1268	33	U

PRELIMINARY

1H - FORM I ARO  
 AROCLOR ORGANICS ANALYSIS DATA SHEET

EPA SAMPLE NO.

E3N60

Lab Name: MITKEM LABORATORIES Contract: EP-W-05-030  
 Lab Code: MITKEM Case No.: 38701 Mod. Ref No.:                      SDG No.: E3N36  
 Matrix: (SOIL/SED/WATER) SOIL Lab Sample ID: H1561-11A  
 Sample wt/vol: 30.0 (g/mL) G Lab File ID: E3G5487F.D/E3G5487R.D  
 % Moisture:                      Decanted: (Y/N)                      Date Received: 08/14/2009  
 Extraction: (Type) SONC Date Extracted: 08/14/2009  
 Concentrated Extract Volume: 10000 (uL) Date Analyzed: 08/16/2009  
 Injection Volume: 1.0 (uL) GPC Factor: 1.00 Dilution Factor: 1.0  
 GPC Cleanup: (Y/N) N pH:                      Sulfur Cleanup: (Y/N) Y  
 Acid Cleanup: (Y/N) Y

CAS NO.	COMPOUND	CONCENTRATION UNITS: <u>UG/KG</u> (ug/L or ug/Kg)	<u>Q</u>
12674-11-2	Aroclor-1016	33	U
11104-28-2	Aroclor-1221	33	U
11141-16-5	Aroclor-1232	33	U
53469-21-9	Aroclor-1242	33	U
12672-29-6	Aroclor-1248	33	U
11097-69-1	Aroclor-1254	33	U
11096-82-5	Aroclor-1260	33	U
37324-23-5	Aroclor-1262	33	U
11100-14-4	Aroclor-1268	33	U

PRELIMINARY

1H - FORM I ARO  
 AROCLOR ORGANICS ANALYSIS DATA SHEET

EPA SAMPLE NO.

E3N61

Lab Name: MITKEM LABORATORIES Contract: EP-W-05-030  
 Lab Code: MITKEM Case No.: 38701 Mod. Ref No.: \_\_\_\_\_ SDG No.: E3N36  
 Matrix: (SOIL/SED/WATER) SOIL Lab Sample ID: H1561-12A  
 Sample wt/vol: 30.1 (g/mL) G Lab File ID: E3G5488F.D/E3G5488R.D  
 % Moisture: \_\_\_\_\_ Decanted: (Y/N) \_\_\_\_\_ Date Received: 08/14/2009  
 Extraction: (Type) SONC Date Extracted: 08/14/2009  
 Concentrated Extract Volume: 10000 (uL) Date Analyzed: 08/16/2009  
 Injection Volume: 1.0 (uL) GPC Factor: 1.00 Dilution Factor: 1.0  
 GPC Cleanup: (Y/N) N pH: \_\_\_\_\_ Sulfur Cleanup: (Y/N) Y  
 Acid Cleanup: (Y/N) Y

CAS NO.	COMPOUND	CONCENTRATION UNITS: <u>UG/KG</u>	
		(ug/L or ug/Kg)	<u>Q</u>
12674-11-2	Aroclor-1016	33	U
11104-28-2	Aroclor-1221	33	U
11141-16-5	Aroclor-1232	33	U
53469-21-9	Aroclor-1242	33	U
12672-29-6	Aroclor-1248	33	U
11097-69-1	Aroclor-1254	33	U
11096-82-5	Aroclor-1260	33	U
37324-23-5	Aroclor-1262	33	U
11100-14-4	Aroclor-1268	33	U

**PRELIMINARY**

1H - FORM I ARO  
 AROCLOR ORGANICS ANALYSIS DATA SHEET

EPA SAMPLE NO.

E3N62

Lab Name: MITKEM LABORATORIES Contract: EP-W-05-030  
 Lab Code: MITKEM Case No.: 38701 Mod. Ref No.:                      SDG No.: E3N36  
 Matrix: (SOIL/SED/WATER) SOIL Lab Sample ID: H1561-15A  
 Sample wt/vol: 30.2 (g/mL) G Lab File ID: E3G5491F.D/E3G5491R.D  
 % Moisture:                      Decanted: (Y/N)                      Date Received: 08/14/2009  
 Extraction: (Type) SONC Date Extracted: 08/14/2009  
 Concentrated Extract Volume: 10000 (uL) Date Analyzed: 08/16/2009  
 Injection Volume: 1.0 (uL) GPC Factor: 1.00 Dilution Factor: 1.0  
 GPC Cleanup: (Y/N) N pH:                      Sulfur Cleanup: (Y/N) Y  
 Acid Cleanup: (Y/N) Y

CAS NO.	COMPOUND	CONCENTRATION UNITS: <u>UG/KG</u> (ug/L or ug/Kg)	<u>Q</u>
12674-11-2	Aroclor-1016	33	U
11104-28-2	Aroclor-1221	33	U
11141-16-5	Aroclor-1232	33	U
53469-21-9	Aroclor-1242	33	U
12672-29-6	Aroclor-1248	33	U
11097-69-1	Aroclor-1254	1300	E
11096-82-5	Aroclor-1260	820	E
37324-23-5	Aroclor-1262	33	U
11100-14-4	Aroclor-1268	33	U

PRELIMINARY



1H - FORM I ARO  
 AROCLOR ORGANICS ANALYSIS DATA SHEET

EPA SAMPLE NO.

E3N63

Lab Name: MITKEM LABORATORIES Contract: EP-W-05-030  
 Lab Code: MITKEM Case No.: 38701 Mod. Ref No.: \_\_\_\_\_ SDG No.: E3N36  
 Matrix: (SOIL/SED/WATER) SOIL Lab Sample ID: H1561-16A  
 Sample wt/vol: 30.3 (g/mL) G Lab File ID: E3G5492F.D/E3G5492R.D  
 % Moisture: \_\_\_\_\_ Decanted: (Y/N) \_\_\_\_\_ Date Received: 08/14/2009  
 Extraction: (Type) SONC Date Extracted: 08/14/2009  
 Concentrated Extract Volume: 10000 (uL) Date Analyzed: 08/16/2009  
 Injection Volume: 1.0 (uL) GPC Factor: 1.00 Dilution Factor: 1.0  
 GPC Cleanup: (Y/N) N pH: \_\_\_\_\_ Sulfur Cleanup: (Y/N) Y  
 Acid Cleanup: (Y/N) Y

CAS NO.	COMPOUND	CONCENTRATION UNITS: <u>UG/KG</u> (ug/L or ug/Kg)	<u>Q</u>
12674-11-2	Aroclor-1016	33	U
11104-28-2	Aroclor-1221	33	U
11141-16-5	Aroclor-1232	33	U
53469-21-9	Aroclor-1242	33	U
12672-29-6	Aroclor-1248	33	U
11097-69-1	Aroclor-1254	1100	E
11096-82-5	Aroclor-1260	520	E
37324-23-5	Aroclor-1262	33	U
11100-14-4	Aroclor-1268	33	U

PRELIMINARY

1H - FORM I ARO  
 AROCLOR ORGANICS ANALYSIS DATA SHEET

EPA SAMPLE NO.

E3N64

Lab Name: MITKEM LABORATORIES Contract: EP-W-05-030  
 Lab Code: MITKEM Case No.: 38701 Mod. Ref No.:                      SDG No.: E3N36  
 Matrix: (SOIL/SED/WATER) SOIL Lab Sample ID: H1561-17A  
 Sample wt/vol: 30.4 (g/mL) G Lab File ID: E3G5493F.D/E3G5493R.D  
 % Moisture:                      Decanted: (Y/N)                      Date Received: 08/14/2009  
 Extraction: (Type) SONC Date Extracted: 08/14/2009  
 Concentrated Extract Volume: 10000 (uL) Date Analyzed: 08/16/2009  
 Injection Volume: 1.0 (uL) GPC Factor: 1.00 Dilution Factor: 1.0  
 GPC Cleanup: (Y/N) N pH:                      Sulfur Cleanup: (Y/N) Y  
 Acid Cleanup: (Y/N) Y

CAS NO.	COMPOUND	CONCENTRATION UNITS: <u>UG/KG</u>	
		(ug/L or ug/Kg)	<u>Q</u>
12674-11-2	Aroclor-1016	33	U
11104-28-2	Aroclor-1221	33	U
11141-16-5	Aroclor-1232	33	U
53469-21-9	Aroclor-1242	33	U
12672-29-6	Aroclor-1248	33	U
11097-69-1	Aroclor-1254	800	E
11096-82-5	Aroclor-1260	200	
37324-23-5	Aroclor-1262	33	U
11100-14-4	Aroclor-1268	33	U

**PRELIMINARY**

1H - FORM I ARO  
 AROCLOR ORGANICS ANALYSIS DATA SHEET

EPA SAMPLE NO.

E3N65

Lab Name: MITKEM LABORATORIES Contract: EP-W-05-030  
 Lab Code: MITKEM Case No.: 38701 Mod. Ref No.: \_\_\_\_\_ SDG No.: E3N36  
 Matrix: (SOIL/SED/WATER) SOIL Lab Sample ID: H1561-18A  
 Sample wt/vol: 30.1 (g/mL) G Lab File ID: E3G5494F.D/E3G5494R.D  
 % Moisture: \_\_\_\_\_ Decanted: (Y/N) \_\_\_\_\_ Date Received: 08/14/2009  
 Extraction: (Type) SONC Date Extracted: 08/14/2009  
 Concentrated Extract Volume: 10000 (uL) Date Analyzed: 08/16/2009  
 Injection Volume: 1.0 (uL) GPC Factor: 1.00 Dilution Factor: 1.0  
 GPC Cleanup: (Y/N) N pH: \_\_\_\_\_ Sulfur Cleanup: (Y/N) Y  
 Acid Cleanup: (Y/N) Y

CAS NO.	COMPOUND	CONCENTRATION UNITS: UG/KG	
		(ug/L or ug/Kg)	Q
12674-11-2	Aroclor-1016	33	U
11104-28-2	Aroclor-1221	33	U
11141-16-5	Aroclor-1232	33	U
53469-21-9	Aroclor-1242	33	U
12672-29-6	Aroclor-1248	33	U
11097-69-1	Aroclor-1254	240	P
11096-82-5	Aroclor-1260	130	
37324-23-5	Aroclor-1262	33	U
11100-14-4	Aroclor-1268	33	U

**PRELIMINARY**

1H - FORM I ARO  
 AROCLOR ORGANICS ANALYSIS DATA SHEET

EPA SAMPLE NO.

E3N66

Lab Name: MITKEM LABORATORIES Contract: EP-W-05-030  
 Lab Code: MITKEM Case No.: 38701 Mod. Ref No.:                      SDG No.: E3N36  
 Matrix: (SOIL/SED/WATER) SOIL Lab Sample ID: H1561-19A  
 Sample wt/vol: 30.1 (g/mL) G Lab File ID: E3G5495F.D/E3G5495R.D  
 % Moisture:                      Decanted: (Y/N)                      Date Received: 08/14/2009  
 Extraction: (Type) SONC Date Extracted: 08/14/2009  
 Concentrated Extract Volume: 10000 (uL) Date Analyzed: 08/17/2009  
 Injection Volume: 1.0 (uL) GPC Factor: 1.00 Dilution Factor: 1.0  
 GPC Cleanup: (Y/N) N pH:                      Sulfur Cleanup: (Y/N) Y  
 Acid Cleanup: (Y/N) Y

CAS NO.	COMPOUND	CONCENTRATION UNITS:	
		(ug/L or ug/Kg)	UG/KG
12674-11-2	Aroclor-1016	33	U
11104-28-2	Aroclor-1221	33	U
11141-16-5	Aroclor-1232	33	U
53469-21-9	Aroclor-1242	33	U
12672-29-6	Aroclor-1248	33	U
11097-69-1	Aroclor-1254	180	P
11096-82-5	Aroclor-1260	150	P
37324-23-5	Aroclor-1262	33	U
11100-14-4	Aroclor-1268	33	U

**PRELIMINARY**

1H - FORM I ARO  
 AROCLOR ORGANICS ANALYSIS DATA SHEET

EPA SAMPLE NO.

E3N74

Lab Name: MITKEM LABORATORIES Contract: EP-W-05-030  
 Lab Code: MITKEM Case No.: 38701 Mod. Ref No.:                      SDG No.: E3N36  
 Matrix: (SOIL/SED/WATER) SOIL Lab Sample ID: H1561-20A  
 Sample wt/vol: 30.1 (g/mL) G Lab File ID: E3G5496F.D/E3G5496R.D  
 % Moisture:                      Decanted: (Y/N)                      Date Received: 08/14/2009  
 Extraction: (Type) SONC Date Extracted: 08/14/2009  
 Concentrated Extract Volume: 10000 (uL) Date Analyzed: 08/17/2009  
 Injection Volume: 1.0 (uL) GPC Factor: 1.00 Dilution Factor: 1.0  
 GPC Cleanup: (Y/N) N pH:                      Sulfur Cleanup: (Y/N) Y  
 Acid Cleanup: (Y/N) Y

CAS NO.	COMPOUND	CONCENTRATION UNITS: <u>UG/KG</u> (ug/L or ug/Kg)	<u>Q</u>
12674-11-2	Aroclor-1016	33	U
11104-28-2	Aroclor-1221	33	U
11141-16-5	Aroclor-1232	33	U
53469-21-9	Aroclor-1242	33	U
12672-29-6	Aroclor-1248	33	U
11097-69-1	Aroclor-1254	33	U
11096-82-5	Aroclor-1260	33	U
37324-23-5	Aroclor-1262	33	U
11100-14-4	Aroclor-1268	33	U

**PRELIMINARY**

1H - FORM I ARO  
 AROCLOR ORGANICS ANALYSIS DATA SHEET

EPA SAMPLE NO.

E3N74MS(1)

Lab Name: MITKEM LABORATORIES Contract: EP-W-05-030  
 Lab Code: MITKEM Case No.: 38701 Mod. Ref No.: \_\_\_\_\_ SDG No.: E3N36  
 Matrix: (SOIL/SED/WATER) SOIL Lab Sample ID: H1561-20AMS  
 Sample wt/vol: 30.2 (g/mL) G Lab File ID: E3G5497F.D  
 % Moisture: \_\_\_\_\_ Decanted: (Y/N) \_\_\_\_\_ Date Received: 08/14/2009  
 Extraction: (Type) SONC Date Extracted: 08/14/2009  
 Concentrated Extract Volume: 10000 (uL) Date Analyzed: 08/17/2009  
 Injection Volume: 1.0 (uL) GPC Factor: 1.00 Dilution Factor: 1.0  
 GPC Cleanup: (Y/N) N pH: \_\_\_\_\_ Sulfur Cleanup: (Y/N) Y  
 Acid Cleanup: (Y/N) Y

CAS NO.	COMPOUND	CONCENTRATION UNITS:	
		(ug/L or ug/Kg)	UG/KG
12674-11-2	Aroclor-1016		110
11104-28-2	Aroclor-1221		33
11141-16-5	Aroclor-1232		33
53469-21-9	Aroclor-1242		33
12672-29-6	Aroclor-1248		33
11097-69-1	Aroclor-1254		33
11096-82-5	Aroclor-1260		110
37324-23-5	Aroclor-1262		33
11100-14-4	Aroclor-1268		33

PRELIMINARY

1H - FORM I ARO  
 AROCLOR ORGANICS ANALYSIS DATA SHEET

EPA SAMPLE NO.

E3N74MS(2)

Lab Name: MITKEM LABORATORIES Contract: EP-W-05-030  
 Lab Code: MITKEM Case No.: 38701 Mod. Ref No.: \_\_\_\_\_ SDG No.: E3N36  
 Matrix: (SOIL/SED/WATER) SOIL Lab Sample ID: H1561-20AMS  
 Sample wt/vol: 30.2 (g/mL) G Lab File ID: E3G5497R.D  
 % Moisture: \_\_\_\_\_ Decanted: (Y/N) \_\_\_\_\_ Date Received: 08/14/2009  
 Extraction: (Type) SONC Date Extracted: 08/14/2009  
 Concentrated Extract Volume: 10000 (uL) Date Analyzed: 08/17/2009  
 Injection Volume: 1.0 (uL) GPC Factor: 1.00 Dilution Factor: 1.0  
 GPC Cleanup: (Y/N) N pH: \_\_\_\_\_ Sulfur Cleanup: (Y/N) Y  
 Acid Cleanup: (Y/N) Y

CAS NO.	COMPOUND	CONCENTRATION UNITS:	
		(ug/L or ug/Kg)	UG/KG
12674-11-2	Aroclor-1016		87
11104-28-2	Aroclor-1221		33
11141-16-5	Aroclor-1232		33
53469-21-9	Aroclor-1242		33
12672-29-6	Aroclor-1248		33
11097-69-1	Aroclor-1254		33
11096-82-5	Aroclor-1260		110
37324-23-5	Aroclor-1262		33
11100-14-4	Aroclor-1268		33

PRELIMINARY

1H - FORM I ARO  
 AROCLOR ORGANICS ANALYSIS DATA SHEET

EPA SAMPLE NO.

E3N74MSD(1)

Lab Name: MITKEM LABORATORIES Contract: EP-W-05-030  
 Lab Code: MITKEM Case No.: 38701 Mod. Ref No.:                      SDG No.: E3N36  
 Matrix: (SOIL/SED/WATER) SOIL Lab Sample ID: H1561-20AMSD  
 Sample wt/vol: 30.2 (g/mL) G Lab File ID: E3G5498F.D  
 % Moisture:                      Decanted: (Y/N)                      Date Received: 08/14/2009  
 Extraction: (Type) SONC Date Extracted: 08/14/2009  
 Concentrated Extract Volume: 10000 (uL) Date Analyzed: 08/17/2009  
 Injection Volume: 1.0 (uL) GPC Factor: 1.00 Dilution Factor: 1.0  
 GPC Cleanup: (Y/N) N pH:                      Sulfur Cleanup: (Y/N) Y  
 Acid Cleanup: (Y/N) Y

CAS NO.	COMPOUND	CONCENTRATION UNITS:	
		(ug/L or ug/Kg)	UG/KG
12674-11-2	Aroclor-1016		100
11104-28-2	Aroclor-1221		33 U
11141-16-5	Aroclor-1232		33 U
53469-21-9	Aroclor-1242		33 U
12672-29-6	Aroclor-1248		33 U
11097-69-1	Aroclor-1254		33 U
11096-82-5	Aroclor-1260		100
37324-23-5	Aroclor-1262		33 U
11100-14-4	Aroclor-1268		33 U

PRELIMINARY



1H - FORM I ARO  
 AROCLOR ORGANICS ANALYSIS DATA SHEET

EPA SAMPLE NO.

E3N74MSD(2)

Lab Name: MITKEM LABORATORIES Contract: EP-W-05-030  
 Lab Code: MITKEM Case No.: 38701 Mod. Ref No.: SDG No.: E3N36  
 Matrix: (SOIL/SED/WATER) SOIL Lab Sample ID: H1561-20AMSD  
 Sample wt/vol: 30.2 (g/mL) G Lab File ID: E3G5498R.D  
 % Moisture: Decanted: (Y/N) Date Received: 08/14/2009  
 Extraction: (Type) SONC Date Extracted: 08/14/2009  
 Concentrated Extract Volume: 10000 (uL) Date Analyzed: 08/17/2009  
 Injection Volume: 1.0 (uL) GPC Factor: 1.00 Dilution Factor: 1.0  
 GPC Cleanup: (Y/N) N pH: Sulfur Cleanup: (Y/N) Y  
 Acid Cleanup: (Y/N) Y

CAS NO.	COMPOUND	CONCENTRATION UNITS:	
		(ug/L or ug/Kg)	UG/KG
12674-11-2	Aroclor-1016		84
11104-28-2	Aroclor-1221		33 U
11141-16-5	Aroclor-1232		33 U
53469-21-9	Aroclor-1242		33 U
12672-29-6	Aroclor-1248		33 U
11097-69-1	Aroclor-1254		33 U
11096-82-5	Aroclor-1260		100
37324-23-5	Aroclor-1262		33 U
11100-14-4	Aroclor-1268		33 U

PRELIMINARY

10C - FORM X ARO  
IDENTIFICATION SUMMARY  
FOR MULTICOMPONENT ANALYTES

EPA SAMPLE NO.

E3N36

Lab Name: MITKEM LABORATORIES Contract: EP-W-05-030  
 Lab Code: MITKEM Case No.: 38701 Mod. Ref No.: SDG No.: E3N36  
 Lab Sample ID: H1561-01A Date(s) Analyzed: 08/16/2009 08/16/2009  
 Instrument ID (1): E3 Instrument ID (2): E3  
 GC Column(1): CLPPest ID: 0.53 (mm) GC Column(2): CLPPestII ID: 0.53 (MM)

ANALYTE	PEAK	RT	RT WINDOW		CONCENTRATION		%D
			FROM	TO	PEAK	MEAN	
Aroclor-1242	1	4.522	4.448	4.588	1057.3648	1068.392755	
	2	4.639	4.567	4.707	704.4802		
COLUMN 1	3	4.997	4.926	5.066	1443.3333		
	4						
	5						
COLUMN 2	1	5.094	5.015	5.155	1220.4244		
	2	5.232	5.152	5.292	831.6030		
	3	5.707	5.628	5.768	1621.5427		
	4						
	5						
Aroclor-1248	1	5.077	5.004	5.144	899.0762	933.307449	
	2	5.418	5.343	5.483	890.6839		
COLUMN 1	3	5.610	5.539	5.679	1010.1623		
	4						
	5						
COLUMN 2	1	5.843	5.762	5.902	990.8912		
	2	6.175	6.094	6.234	1091.3224		
	3	6.445	6.366	6.506	1097.2460		
	4						
	5						
Aroclor-1254	1	5.893	5.816	5.957	859.9318	904.920316	
	2	6.018	5.946	6.086	496.6923		
COLUMN 1	3	6.555	6.455	6.595	1358.1369		
	4						
	5						
COLUMN 2	1	6.795	6.718	6.858	625.3898		
	2	6.943	6.861	7.001	529.5779		
	3	7.223	7.142	7.282	568.7704		
	4						
	5						
					574.579350	57.5	

**PRELIMINARY**

10C - FORM X ARO  
 IDENTIFICATION SUMMARY  
 FOR MULTICOMPONENT ANALYTES

EPA SAMPLE NO.

E3N36

Lab Name: MITKEM LABORATORIES Contract: EP-W-05-030  
 Lab Code: MITKEM Case No.: 38701 Mod. Ref No.: SDG No.: E3N36  
 Lab Sample ID: H1561-01A Date(s) Analyzed: 08/16/2009 08/16/2009  
 Instrument ID (1): E3 Instrument ID (2): E3  
 GC Column(1): CLPPest ID: 0.53 (mm) GC Column(2): CLPPestII ID: 0.53 (MM)

ANALYTE	PEAK	RT	RT WINDOW		CONCENTRATION		%D
			FROM	TO	PEAK	MEAN	
Aroclor-1260	1	6.857	6.780	6.920	396.4979	241.370686	
	2	7.681	7.600	7.740	150.4459		
	3	8.049	7.969	8.109	177.1683		
COLUMN 1	4						
	5						
	1	7.920	7.832	7.972	488.2019	278.110919	15.2
	2	8.785	8.694	8.834	167.6523		
	3	9.303	9.212	9.352	178.4785		
4							
5							
COLUMN 2							

At least 3 peaks for each column are required for identification of multicomponent analytes

PRELIMINARY

10C - FORM X ARO  
IDENTIFICATION SUMMARY  
FOR MULTICOMPONENT ANALYTES

EPA SAMPLE NO.

E3N37

Lab Name: MITKEM LABORATORIES Contract: EP-W-05-030  
 Lab Code: MITKEM Case No.: 38701 Mod. Ref No.: SDG No.: E3N36  
 Lab Sample ID: H1561-02A Date(s) Analyzed: 08/16/2009 08/16/2009  
 Instrument ID (1): E3 Instrument ID (2): E3  
 GC Column(1): CLPPest ID: 0.53 (mm) GC Column(2): CLPPestII ID: 0.53 (MM)

ANALYTE	PEAK	RT	RT WINDOW		CONCENTRATION		%D
			FROM	TO	PEAK	MEAN	
Aroclor-1254	1	5.896	5.816	5.957	1018.5480	1080.132255	
	2	6.023	5.946	6.086	824.1857		
COLUMN 1	3	6.556	6.455	6.595	1397.6631		
	4						
	5						
COLUMN 2	1	6.803	6.718	6.858	920.4600	935.622903	15.4
	2	6.947	6.861	7.001	877.6441		
	3	7.228	7.142	7.282	1008.7646		
	4						
	5						
Aroclor-1260	1	6.865	6.780	6.920	896.3774	484.551884	
	2	7.692	7.600	7.740	242.6448		
COLUMN 1	3	8.058	7.969	8.109	314.6335		
	4						
	5						
COLUMN 2	1	7.925	7.832	7.972	1167.7388	580.848168	19.9
	2	8.796	8.694	8.834	260.8831		
	3	9.310	9.212	9.352	313.9226		
	4						
	5						

At least 3 peaks for each column are required for identification of multicomponent analytes

**PRELIMINARY**

10C - FORM X ARO  
IDENTIFICATION SUMMARY  
FOR MULTICOMPONENT ANALYTES

EPA SAMPLE NO.

E3N38

Lab Name: MITKEM LABORATORIES Contract: EP-W-05-030  
 Lab Code: MITKEM Case No.: 38701 Mod. Ref No.: SDG No.: E3N36  
 Lab Sample ID: H1561-03A Date(s) Analyzed: 08/16/2009 08/16/2009  
 Instrument ID (1): E3 Instrument ID (2): E3  
 GC Column(1): CLPPest ID: 0.53 (mm) GC Column(2): CLPPestII ID: 0.53 (MM)

ANALYTE	PEAK	RT	RT WINDOW		CONCENTRATION		%D
			FROM	TO	PEAK	MEAN	
Aroclor-1254	1	5.896	5.816	5.957	712.8424	669.488718	
	2	6.023	5.946	6.086	520.0858		
COLUMN 1	3	6.556	6.455	6.595	775.5380		
	4						
	5						
COLUMN 2	1	6.770	6.718	6.858	451.0403	513.496441	30.4
	2	6.946	6.861	7.001	518.6433		
	3	7.228	7.142	7.282	570.8058		
	4						
	5						
Aroclor-1260	1	6.866	6.780	6.920	484.3787	221.893357	
	2	7.689	7.600	7.740	79.3254		
COLUMN 1	3	8.056	7.969	8.109	101.9760		
	4						
	5						
COLUMN 2	1	7.925	7.832	7.972	613.3509	271.008842	22.1
	2	8.812	8.694	8.834	91.5920		
	3	9.307	9.212	9.352	108.0837		
	4						
	5						

At least 3 peaks for each column are required for identification of multicomponent analytes

**PRELIMINARY**

10C - FORM X ARO  
 IDENTIFICATION SUMMARY  
 FOR MULTICOMPONENT ANALYTES

EPA SAMPLE NO.

E3N39

Lab Name: MITKEM LABORATORIES Contract: EP-W-05-030  
 Lab Code: MITKEM Case No.: 38701 Mod. Ref No.: SDG No.: E3N36  
 Lab Sample ID: H1561-04A Date(s) Analyzed: 08/16/2009 08/16/2009  
 Instrument ID (1): E3 Instrument ID (2): E3  
 GC Column(1): CLPPest ID: 0.53 (mm) GC Column(2): CLPPestII ID: 0.53 (MM)

ANALYTE	PEAK	RT	RT WINDOW		CONCENTRATION		%D
			FROM	TO	PEAK	MEAN	
Aroclor-1254	1	5.898	5.816	5.957	146.3757	162.266229	
	2	6.021	5.946	6.086	142.9555		
COLUMN 1	3	6.559	6.455	6.595	197.4674		
	4						
	5						
COLUMN 2	1	6.777	6.718	6.858	99.2666	79.201183	104.9
	2	6.942	6.861	7.001	102.1456		
	3	7.189	7.142	7.282	36.1913		
	4						
	5						
Aroclor-1260	1	6.907	6.780	6.920	134.2717	107.525391	
	2	7.745	7.600	7.740	92.1573		
COLUMN 1	3	8.130	7.969	8.109	96.1471		
	4						
	5						
COLUMN 2	1	7.870	7.832	7.972	58.9125	67.878197	58.4
	2	8.821	8.694	8.834	91.2447		
	3	9.298	9.212	9.352	53.4774		
	4						
	5						

At least 3 peaks for each column are required for identification of multicomponent analytes

PRELIMINARY

10C - FORM X ARO  
IDENTIFICATION SUMMARY  
FOR MULTICOMPONENT ANALYTES

EPA SAMPLE NO.

E3N40

Lab Name: MITKEM LABORATORIES Contract: EP-W-05-030  
 Lab Code: MITKEM Case No.: 38701 Mod. Ref No.: SDG No.: E3N36  
 Lab Sample ID: H1561-05A Date(s) Analyzed: 08/16/2009 08/16/2009  
 Instrument ID (1): E3 Instrument ID (2): E3  
 GC Column(1): CLPPest ID: 0.53 (mm) GC Column(2): CLPPestII ID: 0.53 (MM)

ANALYTE	PEAK	RT	RT WINDOW		CONCENTRATION		%D
			FROM	TO	PEAK	MEAN	
Aroclor-1254	1	5.890	5.816	5.957	29.2755	43.637578	
	2	6.023	5.946	6.086	72.4360		
	3	6.536	6.455	6.595	29.2013		
4							
5							
COLUMN 1	1	6.843	6.718	6.858	88.5945	56.044157	28.4
	2	6.938	6.861	7.001	60.0199		
	3	7.197	7.142	7.282	19.5182		
	4						
	5						
COLUMN 2	1	6.843	6.718	6.858	88.5945	56.044157	28.4
	2	6.938	6.861	7.001	60.0199		
	3	7.197	7.142	7.282	19.5182		
	4						
	5						

At least 3 peaks for each column are required for identification of multicomponent analytes

**PRELIMINARY**

10C - FORM X ARO  
IDENTIFICATION SUMMARY  
FOR MULTICOMPONENT ANALYTES

EPA SAMPLE NO.

E3N56

Lab Name: MITKEM LABORATORIES Contract: EP-W-05-030  
 Lab Code: MITKEM Case No.: 38701 Mod. Ref No.: SDG No.: E3N36  
 Lab Sample ID: H1561-07A Date(s) Analyzed: 08/16/2009 08/16/2009  
 Instrument ID (1): E3 Instrument ID (2): E3  
 GC Column(1): CLPPest ID: 0.53 (mm) GC Column(2): CLPPestII ID: 0.53 (MM)

ANALYTE	PEAK	RT	RT WINDOW		CONCENTRATION		%D
			FROM	TO	PEAK	MEAN	
Aroclor-1254	1	5.896	5.816	5.957	1415.7909	1305.720708	
	2	6.024	5.946	6.086	1245.7928		
COLUMN 1	3	6.540	6.455	6.595	1255.5784		
	4						
	5						
COLUMN 2	1	6.805	6.718	6.858	1370.9669	1383.911573	6.0
	2	6.949	6.861	7.001	1287.8263		
	3	7.230	7.142	7.282	1492.9415		
	4						
	5						
Aroclor-1260	1	6.863	6.780	6.920	1079.9032	520.104471	
	2	7.689	7.600	7.740	200.5245		
COLUMN 1	3	8.057	7.969	8.109	279.8857		
	4						
	5						
COLUMN 2	1	7.928	7.832	7.972	1207.1093	564.813105	8.6
	2	8.793	8.694	8.834	220.1489		
	3	9.312	9.212	9.352	267.1811		
	4						
	5						

At least 3 peaks for each column are required for identification of multicomponent analytes

**PRELIMINARY**



10C - FORM X ARO  
 IDENTIFICATION SUMMARY  
 FOR MULTICOMPONENT ANALYTES

EPA SAMPLE NO.

E3N57

Lab Name: MITKEM LABORATORIES Contract: EP-W-05-030  
 Lab Code: MITKEM Case No.: 38701 Mod. Ref No.: SDG No.: E3N36  
 Lab Sample ID: H1561-08A Date(s) Analyzed: 08/16/2009 08/16/2009  
 Instrument ID (1): E3 Instrument ID (2): E3  
 GC Column(1): CLPPest ID: 0.53 (mm) GC Column(2): CLPPestII ID: 0.53 (MM)

ANALYTE	PEAK	RT	RT WINDOW		CONCENTRATION		%D
			FROM	TO	PEAK	MEAN	
Aroclor-1254	1	5.898	5.816	5.957	1287.4749	1185.101621	
	2	6.025	5.946	6.086	1083.9110		
	3	6.545	6.455	6.595	1183.9189		
	4						
	5						
COLUMN 1							
	1	6.804	6.718	6.858	1163.3498	999.241754	18.6
	2	6.949	6.861	7.001	1098.3162		
	3	7.188	7.142	7.282	736.0593		
	4						
5							
COLUMN 2							
	1	6.864	6.780	6.920	979.2126	481.567326	
	2	7.690	7.600	7.740	202.9706		
	3	8.057	7.969	8.109	262.5188		
	4						
5							
Aroclor-1260							
	1	7.928	7.832	7.972	1087.4828	519.356252	7.8
	2	8.794	8.694	8.834	216.9322		
	3	9.311	9.212	9.352	253.6538		
	4						
5							
COLUMN 2							

At least 3 peaks for each column are required for identification of multicomponent analytes

**PRELIMINARY**

10C - FORM X ARO  
 IDENTIFICATION SUMMARY  
 FOR MULTICOMPONENT ANALYTES

EPA SAMPLE NO.

E3N58

Lab Name: MITKEM LABORATORIES Contract: EP-W-05-030  
 Lab Code: MITKEM Case No.: 38701 Mod. Ref No.: SDG No.: E3N36  
 Lab Sample ID: H1561-09A Date(s) Analyzed: 08/16/2009 08/16/2009  
 Instrument ID (1): E3 Instrument ID (2): E3  
 GC Column(1): CLPPest ID: 0.53 (mm) GC Column(2): CLPPestII ID: 0.53 (MM)

ANALYTE	PEAK	RT	RT WINDOW		CONCENTRATION		%D
			FROM	TO	PEAK	MEAN	
Aroclor-1254	1	5.902	5.816	5.957	1442.0914	1349.994102	
	2	6.029	5.946	6.086	1195.2113		
COLUMN 1	3	6.548	6.455	6.595	1412.6796		
	4						
	5						
COLUMN 2	1	6.808	6.718	6.858	1363.7621	1163.572629	16.0
	2	6.952	6.861	7.001	1253.5756		
	3	7.192	7.142	7.282	873.3801		
	4						
	5						
Aroclor-1260	1	6.870	6.780	6.920	1185.3006	585.333205	
	2	7.699	7.600	7.740	242.3170		
COLUMN 1	3	8.066	7.969	8.109	328.3820		
	4						
	5						
COLUMN 2	1	7.933	7.832	7.972	1353.3753	650.009513	11.0
	2	8.803	8.694	8.834	266.1195		
	3	9.318	9.212	9.352	330.5337		
	4						
	5						

At least 3 peaks for each column are required for identification of multicomponent analytes

**PRELIMINARY**

10C - FORM X ARO  
 IDENTIFICATION SUMMARY  
 FOR MULTICOMPONENT ANALYTES

EPA SAMPLE NO.

E3N59

Lab Name: MITKEM LABORATORIES Contract: EP-W-05-030  
 Lab Code: MITKEM Case No.: 38701 Mod. Ref No.: SDG No.: E3N36  
 Lab Sample ID: H1561-10A Date(s) Analyzed: 08/16/2009 08/16/2009  
 Instrument ID (1): E3 Instrument ID (2): E3  
 GC Column(1): CLPPest ID: 0.53 (mm) GC Column(2): CLPPestII ID: 0.53 (MM)

ANALYTE	PEAK	RT	RT WINDOW		CONCENTRATION		%D
			FROM	TO	PEAK	MEAN	
Aroclor-1254	1	5.875	5.816	5.957	63.8492	151.067481	
	2	6.027	5.946	6.086	207.6052		
COLUMN 1	3	6.554	6.455	6.595	181.7480		
	4						
	5						
COLUMN 2	1	6.777	6.718	6.858	83.1231	112.493638	34.3
	2	6.948	6.861	7.001	171.4933		
	3	7.192	7.142	7.282	82.8645		
	4						
	5						
Aroclor-1260	1	6.815	6.780	6.920	79.4221	49.215447	
	2	7.692	7.600	7.740	32.7463		
COLUMN 1	3	8.060	7.969	8.109	35.4779		
	4						
	5						
COLUMN 2	1	7.880	7.832	7.972	59.4352	54.513410	10.8
	2	8.825	8.694	8.834	51.4764		
	3	9.306	9.212	9.352	52.6287		
	4						
	5						

At least 3 peaks for each column are required for identification of multicomponent analytes

**PRELIMINARY**

10C - FORM X ARO  
IDENTIFICATION SUMMARY  
FOR MULTICOMPONENT ANALYTES

EPA SAMPLE NO.

E3N62

Lab Name: MITKEM LABORATORIES Contract: EP-W-05-030  
 Lab Code: MITKEM Case No.: 38701 Mod. Ref No.: SDG No.: E3N36  
 Lab Sample ID: H1561-15A Date(s) Analyzed: 08/16/2009 08/16/2009  
 Instrument ID (1): E3 Instrument ID (2): E3  
 GC Column(1): CLPPest ID: 0.53 (mm) GC Column(2): CLPPestII ID: 0.53 (MM)

ANALYTE	PEAK	RT	RT WINDOW		CONCENTRATION		%D
			FROM	TO	PEAK	MEAN	
Aroclor-1254	1	5.894	5.816	5.957	1526.6261	1460.346903	
	2	6.022	5.946	6.086	1227.9597		
COLUMN 1	3	6.548	6.455	6.595	1626.4549		
	4						
	5						
COLUMN 2	1	6.799	6.718	6.858	1356.9405	1334.362026	9.4
	2	6.944	6.861	7.001	1250.5080		
	3	7.226	7.142	7.282	1395.6376		
	4						
	5						
Aroclor-1260	1	6.883	6.780	6.920	1754.9837	824.392601	
	2	7.689	7.600	7.740	310.1259		
COLUMN 1	3	8.055	7.969	8.109	408.0682		
	4						
	5						
COLUMN 2	1	7.918	7.832	7.972	2315.8066	1002.994014	21.7
	2	8.792	8.694	8.834	315.8870		
	3	9.307	9.212	9.352	377.2885		
	4						
	5						

At least 3 peaks for each column are required for identification of multicomponent analytes

**PRELIMINARY**

10C - FORM X ARO  
IDENTIFICATION SUMMARY  
FOR MULTICOMPONENT ANALYTES

EPA SAMPLE NO.

E3N63

Lab Name: MITKEM LABORATORIES Contract: EP-W-05-030  
 Lab Code: MITKEM Case No.: 38701 Mod. Ref No.: SDG No.: E3N36  
 Lab Sample ID: H1561-16A Date(s) Analyzed: 08/16/2009 08/16/2009  
 Instrument ID (1): E3 Instrument ID (2): E3  
 GC Column(1): CLPPest ID: 0.53 (mm) GC Column(2): CLPPestII ID: 0.53 (MM)

ANALYTE	PEAK	RT	RT WINDOW		CONCENTRATION		%D
			FROM	TO	PEAK	MEAN	
Aroclor-1254	1	5.894	5.816	5.957	1230.9680	1231.047081	
	2	6.021	5.946	6.086	966.9382		
COLUMN 1	3	6.553	6.455	6.595	1495.2351		
	4						
	5						
COLUMN 2	1	6.798	6.718	6.858	1091.1424	1093.662822	12.6
	2	6.943	6.861	7.001	1014.1994		
	3	7.226	7.142	7.282	1175.6466		
	4						
	5						
Aroclor-1260	1	6.861	6.780	6.920	975.3977	521.318873	
	2	7.689	7.600	7.740	265.7822		
COLUMN 1	3	8.056	7.969	8.109	322.7767		
	4						
	5						
COLUMN 2	1	7.923	7.832	7.972	1105.6309	573.296582	10
	2	8.793	8.694	8.834	272.3756		
	3	9.304	9.212	9.352	341.8832		
	4						
	5						

At least 3 peaks for each column are required for identification of multicomponent analytes

**PRELIMINARY**

10C - FORM X ARO  
 IDENTIFICATION SUMMARY  
 FOR MULTICOMPONENT ANALYTES

EPA SAMPLE NO.

E3N64

Lab Name: MITKEM LABORATORIES Contract: EP-W-05-030  
 Lab Code: MITKEM Case No.: 38701 Mod. Ref No.: SDG No.: E3N36  
 Lab Sample ID: H1561-17A Date(s) Analyzed: 08/16/2009 08/16/2009  
 Instrument ID (1): E3 Instrument ID (2): E3  
 GC Column(1): CLPPest ID: 0.53 (mm) GC Column(2): CLPPestII ID: 0.53 (MM)

ANALYTE	PEAK	RT	RT WINDOW		CONCENTRATION		%D
			FROM	TO	PEAK	MEAN	
Aroclor-1254	1	5.893	5.816	5.957	1492.3201	955.264383	
	2	6.018	5.946	6.086	504.8193		
	3	6.553	6.455	6.595	868.6537		
	4						
	5						
COLUMN 1	1	6.763	6.718	6.858	1461.1793	796.873519	19.9
	2	6.941	6.861	7.001	459.5754		
	3	7.223	7.142	7.282	469.8659		
	4						
	5						
COLUMN 2	1	6.858	6.780	6.920	409.4548	195.609415	
	2	7.683	7.600	7.740	81.7291		
	3	8.052	7.969	8.109	95.6443		
	4						
	5						
Aroclor-1260	1	7.921	7.832	7.972	441.3658	215.780504	10.3
	2	8.812	8.694	8.834	102.2853		
	3	9.298	9.212	9.352	103.6904		
	4						
	5						
COLUMN 2							

At least 3 peaks for each column are required for identification of multicomponent analytes

PRELIMINARY

10C - FORM X ARO  
IDENTIFICATION SUMMARY  
FOR MULTICOMPONENT ANALYTES

EPA SAMPLE NO.

E3N65

Lab Name: MITKEM LABORATORIES Contract: EP-W-05-030  
 Lab Code: MITKEM Case No.: 38701 Mod. Ref No.: SDG No.: E3N36  
 Lab Sample ID: H1561-18A Date(s) Analyzed: 08/16/2009 08/16/2009  
 Instrument ID (1): E3 Instrument ID (2): E3  
 GC Column(1): CLPPest ID: 0.53 (mm) GC Column(2): CLPPestII ID: 0.53 (MM)

ANALYTE	PEAK	RT	RT WINDOW		CONCENTRATION		%D
			FROM	TO	PEAK	MEAN	
Aroclor-1254	1	5.895	5.816	5.957	359.3490	355.966311	
	2	6.018	5.946	6.086	245.4682		
COLUMN 1	3	6.557	6.455	6.595	463.0818		
	4						
	5						
COLUMN 2	1	6.771	6.718	6.858	388.2401	235.189508	51.4
	2	6.938	6.861	7.001	199.7825		
	3	7.225	7.142	7.282	117.5460		
	4						
	5						
Aroclor-1260	1	6.810	6.780	6.920	115.6952	149.287323	
	2	7.742	7.600	7.740	154.9213		
COLUMN 1	3	8.133	7.969	8.109	177.2454		
	4						
	5						
COLUMN 2	1	7.870	7.832	7.972	121.4207	132.869621	12.4
	2	8.818	8.694	8.834	161.9768		
	3	9.297	9.212	9.352	115.2113		
	4						
	5						

At least 3 peaks for each column are required for identification of multicomponent analytes

**PRELIMINARY**

10C - FORM X ARO  
 IDENTIFICATION SUMMARY  
 FOR MULTICOMPONENT ANALYTES

EPA SAMPLE NO.

E3N66

Lab Name: MITKEM LABORATORIES Contract: EP-W-05-030  
 Lab Code: MITKEM Case No.: 38701 Mod. Ref No.: SDG No.: E3N36  
 Lab Sample ID: H1561-19A Date(s) Analyzed: 08/17/2009 08/17/2009  
 Instrument ID (1): E3 Instrument ID (2): E3  
 GC Column(1): CLPPest ID: 0.53 (mm) GC Column(2): CLPPestII ID: 0.53 (MM)

ANALYTE	PEAK	RT	RT WINDOW		CONCENTRATION		%D
			FROM	TO	PEAK	MEAN	
Aroclor-1254	1	5.894	5.816	5.957	256.9943	349.147915	
	2	6.017	5.946	6.086	221.6424		
COLUMN 1	3	6.558	6.455	6.595	568.8070		
	4						
	5						
COLUMN 2	1	6.773	6.718	6.858	284.0256	180.132131	93.8
	2	6.937	6.861	7.001	171.2273		
	3	7.224	7.142	7.282	85.1435		
	4						
	5						
Aroclor-1260	1	6.809	6.780	6.920	100.9133	148.075450	
	2	7.742	7.600	7.740	157.1505		
COLUMN 1	3	8.133	7.969	8.109	186.1625		
	4						
	5						
COLUMN 2	1	7.913	7.832	7.972	840.9480	382.292681	158.2
	2	8.817	8.694	8.834	171.9500		
	3	9.294	9.212	9.352	133.9801		
	4						
	5						

At least 3 peaks for each column are required for identification of multicomponent analytes

PRELIMINARY



10C - FORM X ARO  
IDENTIFICATION SUMMARY  
FOR MULTICOMPONENT ANALYTES

EPA SAMPLE NO.

E3N74MS

Lab Name: MITKEM LABORATORIES Contract: EP-W-05-030  
 Lab Code: MITKEM Case No.: 38701 Mod. Ref No.: SDG No.: E3N36  
 Lab Sample ID: H1561-20AMS Date(s) Analyzed: 08/17/2009 08/17/2009  
 Instrument ID (1): E3 Instrument ID (2): E3  
 GC Column(1): CLPPest ID: 0.53 (mm) GC Column(2): CLPPestII ID: 0.53 (MM)

ANALYTE	PEAK	RT	RT WINDOW		CONCENTRATION		%D
			FROM	TO	PEAK	MEAN	
Aroclor-1016	1	3.859	3.786	3.926	115.2850	107.102354	
	2	4.306	4.232	4.372	100.6476		
COLUMN 1	3	4.814	4.737	4.878	105.3745		
	4						
	5						
COLUMN 2	1	4.664	4.586	4.726	105.5993		
	2	5.418	5.339	5.479	78.3217		
	3	5.468	5.388	5.528	78.2261		
	4						
	5						
Aroclor-1260	1	6.854	6.780	6.920	114.1008	112.403721	
	2	7.678	7.600	7.740	111.3456		
COLUMN 1	3	8.046	7.969	8.109	111.7648		
	4						
	5						
COLUMN 2	1	7.916	7.832	7.972	110.5035		
	2	8.781	8.694	8.834	108.7269		
	3	9.297	9.212	9.352	107.0007		
	4						
	5						
						108.743701	3.4

At least 3 peaks for each column are required for identification of multicomponent analytes

**PRELIMINARY**

10C - FORM X ARO  
IDENTIFICATION SUMMARY  
FOR MULTICOMPONENT ANALYTES

EPA SAMPLE NO.

E3N74MSD

Lab Name: MITKEM LABORATORIES Contract: EP-W-05-030  
 Lab Code: MITKEM Case No.: 38701 Mod. Ref No.: SDG No.: E3N36  
 Lab Sample ID: H1561-20AMSD Date(s) Analyzed: 08/17/2009 08/17/2009  
 Instrument ID (1): E3 Instrument ID (2): E3  
 GC Column(1): CLPPest ID: 0.53 (mm) GC Column(2): CLPPestII ID: 0.53 (MM)

ANALYTE	PEAK	RT	RT WINDOW		CONCENTRATION		%D
			FROM	TO	PEAK	MEAN	
Aroclor-1016	1	3.860	3.786	3.926	110.2078	102.231666	
	2	4.306	4.232	4.372	95.2993		
COLUMN 1	3	4.814	4.737	4.878	101.1880		
	4						
	5						
COLUMN 2	1	4.665	4.586	4.726	101.2825		
	2	5.419	5.339	5.479	76.4312		
	3	5.468	5.388	5.528	75.7558		
	4						
	5						
Aroclor-1260	1	6.854	6.780	6.920	106.1438	103.456265	
	2	7.678	7.600	7.740	103.2005		
COLUMN 1	3	8.046	7.969	8.109	101.0246		
	4						
	5						
COLUMN 2	1	7.916	7.832	7.972	104.5946		
	2	8.781	8.694	8.834	102.3632		
	3	9.297	9.212	9.352	100.7041		
	4						
	5						
						102.553956	0.9

At least 3 peaks for each column are required for identification of multicomponent analytes

**PRELIMINARY**



Contract Laboratory Program

### Sample Delivery Group (SDG)

#### Cover Sheet

SDG Number E3N36

Laboratory Name	<u>Mitkem Laboratories</u>	Lab Code	<u>MITKEM</u>
Contract No.	<u>EP-W-05-030</u>	Case No.	<u>38701</u>
Analysis Price	<u>\$ 437</u>	SDG Turnaround	<u>21 days with PR</u>

#### EPA Sample Numbers in SDG (Listed in Numerical Order)

01) E3N36	08) E3N55	15) E3N62	22) E3N74MSD
02) E3N37	09) E3N56	16) E3N63	/
03) E3N38	10) E3N57	17) E3N64	
04) E3N39	11) E3N58	18) E3N65	
05) E3N40	12) E3N59	19) E3N66	
06) E3N41	13) E3N60	20) E3N74	
07) E3N54	14) E3N61	21) E3N74MS	

First Sample in SDG

E3N36

Last Sample in SDG

E3N74

First Sample Receipt Date

08/14/2009

Last Sample Receipt Date

08/14/2009

**Note:** There are a maximum of 20 field samples [excluding Performance Evaluation (PE) samples in an SDG. Attach the TR/COC Records to this form in alphanumeric order (the order listed above on this form).

Signature

*Agustin R. Huntley*

Date 08/15/2009

Modified Analysis 1760.0



# USEPA Contract Laboratory Program Organic Traffic Report & Chain of Custody Record

Case No: 38701  
DAS No: 09CK15  
SDG No: E3N30

FOR LAB USE ONLY  
Sample Condition On Receipt

FOR LAB USE ONLY  
INORGANIC SAMPLE No.

Date Shipped: 8/13/2009  
Carrier Name: FedEx  
Airbill: 8638 4466 2399  
Shipped to: Spectrum Analytical  
175 Metro Center Blvd.  
Warwick RI 02886  
(401) 732-3400

Chain of Custody Record

Relinquished By	(Date / Time)	Sampler Signature	Received By	(Date / Time)
<i>[Signature]</i>	8/13/09 17:30	<i>[Signature]</i>	<i>[Signature]</i>	8/14/09 9:00
2				
3				
4				

ORGANIC SAMPLE No.	MATRIX/ SAMPLER	CONC/ TYPE	ANALYSIS/ TURNAROUND	TAG No./ PRESERVATIVE/ Bottles	STATION LOCATION	SAMPLE COLLECT DATE/TIME	FOR LAB USE ONLY Sample Condition on Receipt
01 E3N36	Soil/Sediment/ Greene, Raddeman	L/G	PAHs (21), PCBs (sed) (21)	5C-124929 (Ice Only), 5C-124930 (Ice Only) (2)	KK-SD006-A	S: 8/12/2009 16:45	OK
02 E3N37	Hodach, Unger Soil/Sediment/ Greene, Raddeman	L/G	PAHs (21), PCBs (sed) (21)	5C-124931 (Ice Only), 5C-124932 (Ice Only) (2)	KK-SD006-B	S: 8/12/2009 16:47	
03 E3N38	Hodach, Unger Soil/Sediment/ Greene, Raddeman	L/G	PAHs (21), PCBs (sed) (21)	5C-124933 (Ice Only), 5C-124934 (Ice Only) (2)	KK-SD006-C1	S: 8/12/2009 16:49	
04 E3N39	Hodach, Unger Soil/Sediment/ Greene, Raddeman	L/G	PAHs (21), PCBs (sed) (21)	5C-124935 (Ice Only), 5C-124936 (Ice Only) (2)	KK-SD006-C2	S: 8/12/2009 16:51	
05 E3N40	Hodach, Unger Soil/Sediment/ Greene, Raddeman	L/G	PAHs (21), PCBs (sed) (21)	5C-124937 (Ice Only), 5C-124938 (Ice Only) (2)	KK-SD006-C3	S: 8/12/2009 16:53	
06 E3N41	Hodach, Unger Soil/Sediment/ Greene, Raddeman	L/G	PAHs (21), PCBs (sed) (21)	5C-124939 (Ice Only), 5C-124940 (Ice Only) (2)	KK-SD006-N	S: 8/12/2009 16:55	
07 E3N56	Hodach, Unger Soil/Sediment/ Greene, Raddeman	L/G	PAHs (21), PCBs (sed) (21)	5C-124969 (Ice Only), 5C-124970 (Ice Only) (2)	KK-SD014-A	S: 8/13/2009 11:05	OK

Shipment for Case Complete:

Analysis Key: PAHs = PAHs, PCBs (sed) = PCBs (sed)

Concentration: L = Low, M = Low/Medium, H = High

Sample(s) to be used for laboratory QC: \_\_\_\_\_

Additional Sampler Signature(s): \_\_\_\_\_

Chain of Custody Seal Number: 105605-105606

Cooler Temperature Upon Receipt: 4°C

Custody Seal Intact?  Shipment Iced?



# USEPA Contract Laboratory Program Organic Traffic Report & Chain of Custody Record

**Case No:** 38701  
**DAS No:** 09CK15  
**SDG No:** E3N56  
**For Lab Use Only**  
**Lab Contract No:** EP-W-05-03D  
**Unit Price:** \$437  
**Transfer To:** \_\_\_\_\_  
**Lab Contract No:** \_\_\_\_\_  
**Unit Price:** \_\_\_\_\_

**Date Shipped:** 8/13/2009  
**Carrier Name:** FedEx  
**Airbill:** 8638 4466 2399  
**Shipped to:** Spectrum Analytical  
 175 Metro Center Blvd.  
 Warwick RI 02886  
 (401) 732-3400

**Chain of Custody Record**  
 Relinquished By (Date / Time) Received By (Date / Time)  
 1. *[Signature]* 8/13/09 17:30 *[Signature]* 8/14/09 7:00  
 2. \_\_\_\_\_  
 3. \_\_\_\_\_  
 4. \_\_\_\_\_

ORGANIC SAMPLE No.	MATRIX/ SAMPLER	CONC/ TYPE	ANALYSIS/ TURNAROUND	TAG No./ PRESERVATIVE/ Bottles	STATION LOCATION	SAMPLE COLLECT DATE/TIME	FOR LAB USE ONLY SAMPLE No.
08 E3N57	Soil/Sediment/ Greene, Raddeman Hodach, Unger	L/G	PAHs (21), PCBs (sed) (21)	5C-124971 (Ice Only), 5C-124972 (Ice Only) (2)	KK-SD014-B	S: 8/13/2009 11:07	OK
09 E3N58	Soil/Sediment/ Greene, Raddeman Hodach, Unger	L/G	PAHs (21), PCBs (sed) (21)	5C-124973 (Ice Only), 5C-124974 (Ice Only) (2)	KK-SD014-C1	S: 8/13/2009 11:09	OK
10 E3N59	Soil/Sediment/ Greene, Raddeman Hodach, Unger	L/G	PAHs (21), PCBs (sed) (21)	5C-124975 (Ice Only), 5C-124976 (Ice Only) (2)	KK-SD014-C2	S: 8/13/2009 11:11	OK
11 E3N60	Soil/Sediment/ Greene, Raddeman Hodach, Unger	L/G	PAHs (21), PCBs (sed) (21)	5C-124977 (Ice Only), 5C-124978 (Ice Only) (2)	KK-SD014-C3	S: 8/13/2009 11:13	OK
12 E3N61	Soil/Sediment/ Greene, Raddeman Hodach, Unger	L/G	PAHs (21), PCBs (sed) (21)	5C-124979 (Ice Only), 5C-124980 (Ice Only) (2)	KK-SD014-N	S: 8/13/2009 11:15	OK

**Shipment for Case Complete?**  **Sample(s) to be used for laboratory QC:**  
**Analysis Key:** PAHs = PAHs, PCBs (sed) = PCBs (sed)  
**Concentration:** L = Low, M = Low/Medium, H = High  
**Type/Designate:** Composite = C, Grab = G  
**Chain of Custody Seal Number:** 105605-105606  
**Custody Seal Intact?**  **Shipment Iced?**



# USEPA Contract Laboratory Program Organic Traffic Report & Chain of Custody Record

Case No:	38701
DAS No:	09CK15
SDG No:	E3N36
<b>For Lab Use Only</b>	
Lab Contract No:	EP-W-65-030
Unit Price:	\$ 437
Transfer To:	-
Lab Contract No:	-
Unit Price:	-

Chain of Custody Record		Sampler Signature	Received By	(Date / Time)
Relinquished By	(Date / Time)			
1 <i>[Signature]</i>	8/13/09 17:40	<i>[Signature]</i>	<i>[Signature]</i>	8/14/09 9:05
2				
3				
4				

ORGANIC SAMPLE No.	MATRIX/ SAMPLER	CONC/ TYPE	ANALYSIS/ TURNAROUND	TAG No./ PRESERVATIVE/ Bottles	STATION LOCATION	SAMPLE COLLECT DATE/TIME	FOR LAB USE ONLY Sample Condition On Receipt
13 E3N54	Soil/Sediment/ Greene, Raddeman Hodach, Unger	L/G	PAHs (21), PCBs (sed) (21)	5C-124965 (Ice Only), 5C-124966 (Ice Only) (2)	KK-SD011-C3	S: 8/13/2009 10:10	DL
14 E3N55	Soil/Sediment/ Greene, Raddeman Hodach, Unger	L/G	PAHs (21), PCBs (sed) (21)	5C-124967 (Ice Only), 5C-124968 (Ice Only) (2)	KK-SD011-N	S: 8/13/2009 10:12	
15 E3N62	Soil/Sediment/ Greene, Raddeman Hodach, Unger	L/G	PAHs (21), PCBs (sed) (21)	5C-124996 (Ice Only), 5C-124997 (Ice Only) (2)	KK-SD007-A	S: 8/13/2009 13:50	
16 E3N63	Soil/Sediment/ Greene, Raddeman Hodach, Unger	L/G	PAHs (21), PCBs (sed) (21)	5C-124998 (Ice Only), 5C-124999 (Ice Only) (2)	KK-SD007-B	S: 8/13/2009 13:52	
17 E3N64	Soil/Sediment/ Greene, Raddeman Hodach, Unger	L/G	PAHs (21), PCBs (sed) (21)	5C-088651 (Ice Only), 5C-125000 (Ice Only) (2)	KK-SD007-C1	S: 8/13/2009 13:54	
18 E3N65	Soil/Sediment/ Greene, Raddeman Hodach, Unger	L/G	PAHs (21), PCBs (sed) (21)	5C-088652 (Ice Only), 5C-088653 (Ice Only) (2)	KK-SD007-C2	S: 8/13/2009 13:56	
19 E3N66	Soil/Sediment/ Greene, Raddeman Hodach, Unger	L/G	PAHs (21), PCBs (sed) (21)	5C-088654 (Ice Only), 5C-088655 (Ice Only) (2)	KK-SD007-C2-FD	S: 8/13/2009 13:58	DL

Shipment for Case Complete?	Sample(s) to be used for laboratory QC:	Additional Sampler Signature(s):	Cooler Temperature Upon Receipt: 4°C	Chain of Custody Seal Number: 105609-105610
Analysis Key: PAHs = PAHs, PCBs (sed) = PCBs (sed)	Concentration: L = Low, M = Low/Medium, H = High	Type/Designate: Composite = C, Grab = G	Custody Seal Intact? <input checked="" type="checkbox"/>	Shipment Iced? <input checked="" type="checkbox"/>



# USEPA Contract Laboratory Program Organic Traffic Report & Chain of Custody Record

<b>Case No:</b> 38701	<b>L</b>
<b>DAS No:</b> 09CK15	
<b>SDG No:</b> E3N36	
<b>For Lab Use Only</b>	
<b>Lab Contract No:</b> EP-W-05-030	
<b>Unit Price:</b> \$ 437	
<b>Transfer To:</b> -	
<b>Lab Contract No:</b> -	
<b>Unit Price:</b> -	

<b>Date Shipped:</b> 8/13/2009	<b>Sampler Signature:</b> <i>[Signature]</i>	<b>Received By:</b> <i>[Signature]</i>	<b>(Date / Time)</b>
<b>Carrier Name:</b> FedEx			
<b>Airbill:</b> 8638 4466 2399			
<b>Shipped to:</b> Spectrum Analytical 175 Metro Center Blvd. Warwick RI 02886 (401) 732-3400			
<b>Chain of Custody Record</b>			
<b>Relinquished By:</b> <i>[Signature]</i>	<b>(Date / Time)</b>		
2	8/13/09 18:00		
3			
4			

ORGANIC SAMPLE No.	MATRIX/ SAMPLER	CONC/ TYPE	ANALYSIS/ TURNAROUND	TAG No./ PRESERVATIVE/ Bottles	STATION LOCATION	SAMPLE COLLECT DATE/TIME	FOR LAB USE ONLY Sample Condition On Receipt
E3N72	Soil/Sediment/ Greene, Raddeman	L/G	PAHs (21), PCBs (sed) (21)	5C-088666 (Ice Only), 5C-088667 (Ice Only) (2)	KK-SD017-C1-FD	S: 8/13/2009 12:23	
E3N73	Hodach, Unger Soil/Sediment/ Greene, Raddeman	L/G	PAHs (21), PCBs (sed) (21)	5C-088668 (Ice Only), 5C-088669 (Ice Only) (2)	KK-SD017-C2	S: 8/13/2009 12:19	
E3N74	Hodach, Unger Soil/Sediment/ Greene, Raddeman	L/G	PAHs (21), PCBs (sed) (21)	5C-088670 (Ice Only), 5C-088671 (Ice Only) (2)	KK-SD017-C3	S: 8/13/2009 12:25	o/c
E3N75	Hodach, Unger Soil/Sediment/ Greene, Raddeman	L/G	PAHs (21), PCBs (sed) (21)	5C-088672 (Ice Only), 5C-088673 (Ice Only) (2)	KK-SD017-N	S: 8/13/2009 12:27	
E3N76	Hodach, Unger Field QC/ Greene, Raddeman	L/G	PAHs (21), PCBs (sed) (21)	5C-088685 (Ice Only), 5C-088686 (Ice Only) (2)	KK-EB-01	S: 8/13/2009 16:30	
E3N77	Hodach, Unger Field QC/ Greene, Raddeman	L/G	PAHs (21), PCBs (sed) (21)	5C-088687 (Ice Only), 5C-088688 (Ice Only) (2)	KK-EB-02	S: 8/13/2009 16:35	

H1561  
- 20 → SDG - Final Sample

<b>Shipment for Case Complete 7N</b>	<b>Sample(s) to be used for laboratory QC:</b> E3N74	<b>Additional Sampler Signature(s):</b>	<b>Cooler Temperature Upon Receipt:</b> 1°C	<b>Chain of Custody Seal Number:</b> 105611-105612
<b>Analysis Key:</b> PAHs = PAHs, PCBs (sed) = PCBs (sed)	<b>Concentration:</b> L = Low, M = Low/Medium, H = High	<b>Type/Designate:</b> Composite = C, Grab = G	<b>Custody Seal Intact?</b> <input checked="" type="checkbox"/>	<b>Shipment Iced?</b> <input checked="" type="checkbox"/>

1D - FORM I SV-1  
SEMIVOLATILE ORGANICS ANALYSIS DATA SHEET

EPA SAMPLE NO.

E3N36

Lab Name: MITKEM LABORATORIES Contract: EP-W-05-030  
 Lab Code: MITKEM Case No.: 38701 Mod. Ref No.: 1760.0 SDG No.: E3N36  
 Matrix: (SOIL/SED/WATER) SOIL Lab Sample ID: H1561-01A  
 Sample wt/vol: 30.1 (g/mL) G Lab File ID: S2F9316.D  
 Level: (LOW/MED) LOW Extraction: (Type) SONC  
 % Moisture: 45 Decanted: (Y/N) N Date Received: 08/14/2009  
 Concentrated Extract Volume: 500 (uL) Date Extracted: 08/14/2009  
 Injection Volume: 2.0 (uL) GPC Factor: 2.00 Date Analyzed: 08/16/2009  
 GPC Cleanup: (Y/N) Y pH: 6.9 Dilution Factor: 1.0

CAS NO.	COMPOUND	CONCENTRATION UNITS:	
		(ug/L or ug/Kg)	UG/KG
91-20-3	Naphthalene	110	J
91-57-6	2-Methylnaphthalene	240	J
208-96-8	Acenaphthylene	160	J
83-32-9	Acenaphthene	700	

PRELIMINARY



1E - FORM I SV-2  
SEMIVOLATILE ORGANICS ANALYSIS DATA SHEET

EPA SAMPLE NO.

E3N36

Lab Name: MITKEM LABORATORIES Contract: EP-W-05-030  
 Lab Code: MITKEM Case No.: 38701 Mod. Ref No.: 1760.0 SDG No.: E3N36  
 Matrix: (SOIL/SED/WATER) SOIL Lab Sample ID: H1561-01A  
 Sample wt/vol: 30.1 (g/mL) G Lab File ID: S2F9316.D  
 Level: (LOW/MED) LOW Extraction: (Type) SONC  
 % Moisture: 45 Decanted: (Y/N) N Date Received: 08/14/2009  
 Concentrated Extract Volume: 500 (uL) Date Extracted: 08/14/2009  
 Injection Volume: 2.0 (uL) GPC Factor: 2.00 Date Analyzed: 08/16/2009  
 GPC Cleanup: (Y/N) Y pH: 6.9 Dilution Factor: 1.0

CAS NO.	COMPOUND	CONCENTRATION UNITS:		Q
		(ug/L or ug/Kg)	UG/KG	
86-73-7	Fluorene		940	
85-01-8	Phenanthrene		6600	E
120-12-7	Anthracene		780	
206-44-0	Fluoranthene		10000	E
129-00-0	Pyrene		2800	
56-55-3	Benzo(a)anthracene		6600	E
218-01-9	Chrysene		6900	E
205-99-2	Benzo(b)fluoranthene		9000	E
207-08-9	Benzo(k)fluoranthene		3900	
50-32-8	Benzo(a)pyrene		540	
193-39-5	Indeno(1,2,3-cd)pyrene		520	
53-70-3	Dibenzo(a,h)anthracene		650	
191-24-2	Benzo(g,h,i)perylene		130	J

(1) Cannot be separated from Diphenylamine

PRELIMINARY

1D - FORM I SV-1  
SEMIVOLATILE ORGANICS ANALYSIS DATA SHEET

EPA SAMPLE NO.

E3N37

Lab Name: MITKEM LABORATORIES Contract: EP-W-05-030  
 Lab Code: MITKEM Case No.: 38701 Mod. Ref No.: 1760.0 SDG No.: E3N36  
 Matrix: (SOIL/SED/WATER) SOIL Lab Sample ID: H1561-02A  
 Sample wt/vol: 30.1 (g/mL) G Lab File ID: S4D5056.D  
 Level: (LOW/MED) LOW Extraction: (Type) SONC  
 % Moisture: 39 Decanted: (Y/N) N Date Received: 08/14/2009  
 Concentrated Extract Volume: 500 (uL) Date Extracted: 08/14/2009  
 Injection Volume: 2.0 (uL) GPC Factor: 2.00 Date Analyzed: 08/16/2009  
 GPC Cleanup: (Y/N) Y pH: 7.5 Dilution Factor: 1.0

CAS NO.	COMPOUND	CONCENTRATION UNITS:		Q
		(ug/L or ug/Kg)	UG/KG	
91-20-3	Naphthalene		400	
91-57-6	2-Methylnaphthalene		820	
208-96-8	Acenaphthylene		640	
83-32-9	Acenaphthene		1700	

PRELIMINARY

1E - FORM I SV-2  
SEMIVOLATILE ORGANICS ANALYSIS DATA SHEET

EPA SAMPLE NO.

E3N37

Lab Name: MITKEM LABORATORIES Contract: EP-W-05-030  
 Lab Code: MITKEM Case No.: 38701 Mod. Ref No.: 1760.0 SDG No.: E3N36  
 Matrix: (SOIL/SED/WATER) SOIL Lab Sample ID: H1561-02A  
 Sample wt/vol: 30.1 (g/mL) G Lab File ID: S4D5056.D  
 Level: (LOW/MED) LOW Extraction: (Type) SONC  
 % Moisture: 39 Decanted: (Y/N) N Date Received: 08/14/2009  
 Concentrated Extract Volume: 500 (uL) Date Extracted: 08/14/2009  
 Injection Volume: 2.0 (uL) GPC Factor: 2.00 Date Analyzed: 08/16/2009  
 GPC Cleanup: (Y/N) Y pH: 7.5 Dilution Factor: 1.0

CAS NO.	COMPOUND	CONCENTRATION UNITS: (ug/L or ug/Kg)	UG/KG	Q
86-73-7	Fluorene		2700	
85-01-8	Phenanthrene		5200	E
120-12-7	Anthracene		1900	
206-44-0	Fluoranthene		6400	E
129-00-0	Pyrene		8600	E
56-55-3	Benzo (a) anthracene		7100	E
218-01-9	Chrysene		6600	E
205-99-2	Benzo (b) fluoranthene		9600	E
207-08-9	Benzo (k) fluoranthene		3000	
50-32-8	Benzo (a) pyrene		6500	E
193-39-5	Indeno (1, 2, 3-cd) pyrene		4200	
53-70-3	Dibenzo (a, h) anthracene		1800	
191-24-2	Benzo (g, h, i) perylene		4600	E

(1) Cannot be separated from Diphenylamine

PRELIMINARY

1D - FORM I SV-1  
SEMIVOLATILE ORGANICS ANALYSIS DATA SHEET

EPA SAMPLE NO.

E3N38

Lab Name: MITKEM LABORATORIES Contract: EP-W-05-030  
 Lab Code: MITKEM Case No.: 38701 Mod. Ref No.: 1760.0 SDG No.: E3N36  
 Matrix: (SOIL/SED/WATER) SOIL Lab Sample ID: H1561-03A  
 Sample wt/vol: 30.2 (g/mL) G Lab File ID: S4D5057.D  
 Level: (LOW/MED) LOW Extraction: (Type) SONC  
 % Moisture: 38 Decanted: (Y/N) N Date Received: 08/14/2009  
 Concentrated Extract Volume: 500 (uL) Date Extracted: 08/14/2009  
 Injection Volume: 2.0 (uL) GPC Factor: 2.00 Date Analyzed: 08/16/2009  
 GPC Cleanup: (Y/N) Y pH: 7.8 Dilution Factor: 1.0

CAS NO.	COMPOUND	CONCENTRATION UNITS:		Q
		(ug/L or ug/Kg)	UG/KG	
91-20-3	Naphthalene		290	
91-57-6	2-Methylnaphthalene		490	
208-96-8	Acenaphthylene		460	
83-32-9	Acenaphthene		1100	

PRELIMINARY

1E - FORM I SV-2  
SEMIVOLATILE ORGANICS ANALYSIS DATA SHEET

EPA SAMPLE NO.

E3N38

Lab Name: MITKEM LABORATORIES Contract: EP-W-05-030  
 Lab Code: MITKEM Case No.: 38701 Mod. Ref No.: 1760.0 SDG No.: E3N36  
 Matrix: (SOIL/SED/WATER) SOIL Lab Sample ID: H1561-03A  
 Sample wt/vol: 30.2 (g/mL) G Lab File ID: S4D5057.D  
 Level: (LOW/MED) LOW Extraction: (Type) SONC  
 % Moisture: 38 Decanted: (Y/N) N Date Received: 08/14/2009  
 Concentrated Extract Volume: 500 (uL) Date Extracted: 08/14/2009  
 Injection Volume: 2.0 (uL) GPC Factor: 2.00 Date Analyzed: 08/16/2009  
 GPC Cleanup: (Y/N) Y pH: 7.8 Dilution Factor: 1.0

CAS NO.	COMPOUND	CONCENTRATION UNITS:	
		UG/KG	Q
86-73-7	Fluorene	1700	
85-01-8	Phenanthrene	7100	E
120-12-7	Anthracene	2500	
206-44-0	Fluoranthene	7900	E
129-00-0	Pyrene	7900	E
56-55-3	Benzo(a)anthracene	5800	E
218-01-9	Chrysene	5600	E
205-99-2	Benzo(b)fluoranthene	7700	E
207-08-9	Benzo(k)fluoranthene	3200	
50-32-8	Benzo(a)pyrene	5800	E
193-39-5	Indeno(1,2,3-cd)pyrene	3500	
53-70-3	Dibenzo(a,h)anthracene	1600	
191-24-2	Benzo(g,h,i)perylene	3900	

(1) Cannot be separated from Diphenylamine

PRELIMINARY

1D - FORM I SV-1  
SEMIVOLATILE ORGANICS ANALYSIS DATA SHEET

EPA SAMPLE NO.

E3N39

Lab Name: MITKEM LABORATORIES Contract: EP-W-05-030  
 Lab Code: MITKEM Case No.: 38701 Mod. Ref No.: 1760.0 SDG No.: E3N36  
 Matrix: (SOIL/SED/WATER) SOIL Lab Sample ID: H1561-04A  
 Sample wt/vol: 30.2 (g/mL) G Lab File ID: S4D5058.D  
 Level: (LOW/MED) LOW Extraction: (Type) SONC  
 % Moisture: 41 Decanted: (Y/N) N Date Received: 08/14/2009  
 Concentrated Extract Volume: 500 (uL) Date Extracted: 08/14/2009  
 Injection Volume: 2.0 (uL) GPC Factor: 2.00 Date Analyzed: 08/16/2009  
 GPC Cleanup: (Y/N) Y pH: 7.6 Dilution Factor: 1.0

CAS NO.	COMPOUND	CONCENTRATION UNITS:		Q
		(ug/L or ug/Kg)	UG/KG	
91-20-3	Naphthalene		510	
91-57-6	2-Methylnaphthalene		330	
208-96-8	Acenaphthylene		540	
83-32-9	Acenaphthene		980	

PRELIMINARY

1E - FORM I SV-2  
SEMIVOLATILE ORGANICS ANALYSIS DATA SHEET

EPA SAMPLE NO.

E3N39

Lab Name: MITKEM LABORATORIES Contract: EP-W-05-030  
 Lab Code: MITKEM Case No.: 38701 Mod. Ref No.: 1760.0 SDG No.: E3N36  
 Matrix: (SOIL/SED/WATER) SOIL Lab Sample ID: H1561-04A  
 Sample wt/vol: 30.2 (g/mL) G Lab File ID: S4D5058.D  
 Level: (LOW/MED) LOW Extraction: (Type) SONC  
 % Moisture: 41 Decanted: (Y/N) N Date Received: 08/14/2009  
 Concentrated Extract Volume: 500 (uL) Date Extracted: 08/14/2009  
 Injection Volume: 2.0 (uL) GPC Factor: 2.00 Date Analyzed: 08/16/2009  
 GPC Cleanup: (Y/N) Y pH: 7.6 Dilution Factor: 1.0

CAS NO.	COMPOUND	CONCENTRATION UNITS: (ug/L or ug/Kg)	UG/KG	Q
86-73-7	Fluorene		1500	
85-01-8	Phenanthrene		7900	E
120-12-7	Anthracene		2000	
206-44-0	Fluoranthene		9800	E
129-00-0	Pyrene		8100	E
56-55-3	Benzo(a)anthracene		5000	E
218-01-9	Chrysene		7700	E
205-99-2	Benzo(b)fluoranthene		8800	E
207-08-9	Benzo(k)fluoranthene		2600	
50-32-8	Benzo(a)pyrene		5600	E
193-39-5	Indeno(1,2,3-cd)pyrene		3200	
53-70-3	Dibenzo(a,h)anthracene		1300	
191-24-2	Benzo(g,h,i)perylene		3400	

(1) Cannot be separated from Diphenylamine

PRELIMINARY

1D - FORM I SV-1  
SEMIVOLATILE ORGANICS ANALYSIS DATA SHEET

EPA SAMPLE NO.

E3N40

Lab Name: MITKEM LABORATORIES Contract: EP-W-05-030  
 Lab Code: MITKEM Case No.: 38701 Mod. Ref No.: 1760.0 SDG No.: E3N36  
 Matrix: (SOIL/SED/WATER) SOIL Lab Sample ID: H1561-05A  
 Sample wt/vol: 30.2 (g/mL) G Lab File ID: S4D5063.D  
 Level: (LOW/MED) LOW Extraction: (Type) SONC  
 % Moisture: 36 Decanted: (Y/N) N Date Received: 08/14/2009  
 Concentrated Extract Volume: 500 (uL) Date Extracted: 08/14/2009  
 Injection Volume: 2.0 (uL) GPC Factor: 2.00 Date Analyzed: 08/16/2009  
 GPC Cleanup: (Y/N) Y pH: 7.8 Dilution Factor: 1.0

CAS NO.	COMPOUND	CONCENTRATION UNITS:	
		(ug/L or ug/Kg)	UG/KG
91-20-3	Naphthalene		410
91-57-6	2-Methylnaphthalene		270
208-96-8	Acenaphthylene		280
83-32-9	Acenaphthene		720

PRELIMINARY



1E - FORM I SV-2  
SEMIVOLATILE ORGANICS ANALYSIS DATA SHEET

EPA SAMPLE NO.

E3N40

Lab Name: MITKEM LABORATORIES Contract: EP-W-05-030  
 Lab Code: MITKEM Case No.: 38701 Mod. Ref No.: 1760.0 SDG No.: E3N36  
 Matrix: (SOIL/SED/WATER) SOIL Lab Sample ID: H1561-05A  
 Sample wt/vol: 30.2 (g/mL) G Lab File ID: S4D5063.D  
 Level: (LOW/MED) LOW Extraction: (Type) SONC  
 % Moisture: 36 Decanted: (Y/N) N Date Received: 08/14/2009  
 Concentrated Extract Volume: 500 (uL) Date Extracted: 08/14/2009  
 Injection Volume: 2.0 (uL) GPC Factor: 2.00 Date Analyzed: 08/16/2009  
 GPC Cleanup: (Y/N) Y pH: 7.8 Dilution Factor: 1.0

CAS NO.	COMPOUND	CONCENTRATION UNITS: (ug/L or ug/Kg)	UG/KG	Q
86-73-7	Fluorene		1100	
85-01-8	Phenanthrene		5800	E
120-12-7	Anthracene		1600	
206-44-0	Fluoranthene		6600	E
129-00-0	Pyrene		7000	E
56-55-3	Benzo(a)anthracene		3900	
218-01-9	Chrysene		4800	E
205-99-2	Benzo(b)fluoranthene		4600	E
207-08-9	Benzo(k)fluoranthene		1900	
50-32-8	Benzo(a)pyrene		3200	
193-39-5	Indeno(1,2,3-cd)pyrene		1700	
53-70-3	Dibenzo(a,h)anthracene		790	
191-24-2	Benzo(g,h,i)perylene		1700	

(1) Cannot be separated from Diphenylamine

PRELIMINARY

1D - FORM I SV-1  
SEMIVOLATILE ORGANICS ANALYSIS DATA SHEET

EPA SAMPLE NO.

E3N41

Lab Name: MITKEM LABORATORIES Contract: EP-W-05-030  
 Lab Code: MITKEM Case No.: 38701 Mod. Ref No.: 1760.0 SDG No.: E3N36  
 Matrix: (SOIL/SED/WATER) SOIL Lab Sample ID: H1561-06A  
 Sample wt/vol: 30.1 (g/mL) G Lab File ID: S4D5064.D  
 Level: (LOW/MED) LOW Extraction: (Type) SONC  
 % Moisture: 22 Decanted: (Y/N) N Date Received: 08/14/2009  
 Concentrated Extract Volume: 500 (uL) Date Extracted: 08/14/2009  
 Injection Volume: 2.0 (uL) GPC Factor: 2.00 Date Analyzed: 08/16/2009  
 GPC Cleanup: (Y/N) Y pH: 7.4 Dilution Factor: 1.0

CAS NO.	COMPOUND	CONCENTRATION UNITS:	
		(ug/L or ug/Kg)	UG/KG
91-20-3	Naphthalene	220	U
91-57-6	2-Methylnaphthalene	220	U
208-96-8	Acenaphthylene	71	J
83-32-9	Acenaphthene	220	U

PRELIMINARY

1E - FORM I SV-2  
SEMIVOLATILE ORGANICS ANALYSIS DATA SHEET

EPA SAMPLE NO.

E3N41

Lab Name: MITKEM LABORATORIES Contract: EP-W-05-030  
 Lab Code: MITKEM Case No.: 38701 Mod. Ref No.: 1760.0 SDG No.: E3N36  
 Matrix: (SOIL/SED/WATER) SOIL Lab Sample ID: H1561-06A  
 Sample wt/vol: 30.1 (g/mL) G Lab File ID: S4D5064.D  
 Level: (LOW/MED) LOW Extraction: (Type) SONC  
 % Moisture: 22 Decanted: (Y/N) N Date Received: 08/14/2009  
 Concentrated Extract Volume: 500 (uL) Date Extracted: 08/14/2009  
 Injection Volume: 2.0 (uL) GPC Factor: 2.00 Date Analyzed: 08/16/2009  
 GPC Cleanup: (Y/N) Y pH: 7.4 Dilution Factor: 1.0

CAS NO.	COMPOUND	CONCENTRATION UNITS:	
		(ug/L or ug/Kg)	UG/KG
86-73-7	Fluorene	220	U
85-01-8	Phenanthrene	220	U
120-12-7	Anthracene	220	U
206-44-0	Fluoranthene	220	U
129-00-0	Pyrene	220	U
56-55-3	Benzo(a)anthracene	220	U
218-01-9	Chrysene	220	U
205-99-2	Benzo(b)fluoranthene	220	U
207-08-9	Benzo(k)fluoranthene	220	U
50-32-8	Benzo(a)pyrene	220	U
193-39-5	Indeno(1,2,3-cd)pyrene	220	U
53-70-3	Dibenzo(a,h)anthracene	220	U
191-24-2	Benzo(g,h,i)perylene	220	U

(1) Cannot be separated from Diphenylamine

PRELIMINARY

1D - FORM I SV-1  
SEMIVOLATILE ORGANICS ANALYSIS DATA SHEET

EPA SAMPLE NO.

E3N54

Lab Name: MITKEM LABORATORIES Contract: EP-W-05-030  
 Lab Code: MITKEM Case No.: 38701 Mod. Ref No.: 1760.0 SDG No.: E3N36  
 Matrix: (SOIL/SED/WATER) SOIL Lab Sample ID: H1561-13A  
 Sample wt/vol: 30.1 (g/mL) G Lab File ID: S2F9318.D  
 Level: (LOW/MED) LOW Extraction: (Type) SONC  
 % Moisture: 36 Decanted: (Y/N) N Date Received: 08/14/2009  
 Concentrated Extract Volume: 500 (uL) Date Extracted: 08/14/2009  
 Injection Volume: 2.0 (uL) GPC Factor: 2.00 Date Analyzed: 08/16/2009  
 GPC Cleanup: (Y/N) Y pH: 7.8 Dilution Factor: 1.0

CAS NO.	COMPOUND	CONCENTRATION UNITS:		Q
		(ug/L or ug/Kg)	UG/KG	
91-20-3	Naphthalene		600	
91-57-6	2-Methylnaphthalene		350	
208-96-8	Acenaphthylene		150	J
83-32-9	Acenaphthene		890	

PRELIMINARY

1E - FORM I SV-2  
SEMIVOLATILE ORGANICS ANALYSIS DATA SHEET

EPA SAMPLE NO.

E3N54

Lab Name: MITKEM LABORATORIES Contract: EP-W-05-030  
 Lab Code: MITKEM Case No.: 38701 Mod. Ref No.: 1760.0 SDG No.: E3N36  
 Matrix: (SOIL/SED/WATER) SOIL Lab Sample ID: H1561-13A  
 Sample wt/vol: 30.1 (g/mL) G Lab File ID: S2F9318.D  
 Level: (LOW/MED) LOW Extraction: (Type) SONC  
 % Moisture: 36 Decanted: (Y/N) N Date Received: 08/14/2009  
 Concentrated Extract Volume: 500 (uL) Date Extracted: 08/14/2009  
 Injection Volume: 2.0 (uL) GPC Factor: 2.00 Date Analyzed: 08/16/2009  
 GPC Cleanup: (Y/N) Y pH: 7.8 Dilution Factor: 1.0

CAS NO.	COMPOUND	CONCENTRATION UNITS: (ug/L or ug/Kg)	UG/KG	Q
86-73-7	Fluorene		1200	
85-01-8	Phenanthrene		7300	E
120-12-7	Anthracene		820	
206-44-0	Fluoranthene		7800	E
129-00-0	Pyrene		10000	E
56-55-3	Benzo(a)anthracene		4700	E
218-01-9	Chrysene		5500	E
205-99-2	Benzo(b)fluoranthene		8000	E
207-08-9	Benzo(k)fluoranthene		2900	
50-32-8	Benzo(a)pyrene		4200	E
193-39-5	Indeno(1,2,3-cd)pyrene		1600	
53-70-3	Dibenzo(a,h)anthracene		700	
191-24-2	Benzo(g,h,i)perylene		1400	

(1) Cannot be separated from Diphenylamine

PRELIMINARY

1D - FORM I SV-1  
SEMIVOLATILE ORGANICS ANALYSIS DATA SHEET

EPA SAMPLE NO.

E3N55

Lab Name: MITKEM LABORATORIES Contract: EP-W-05-030  
 Lab Code: MITKEM Case No.: 38701 Mod. Ref No.: 1760.0 SDG No.: E3N36  
 Matrix: (SOIL/SED/WATER) SOIL Lab Sample ID: H1561-14A  
 Sample wt/vol: 30.3 (g/mL) G Lab File ID: S2F9319.D  
 Level: (LOW/MED) LOW Extraction: (Type) SONC  
 % Moisture: 17 Decanted: (Y/N) N Date Received: 08/14/2009  
 Concentrated Extract Volume: 500 (uL) Date Extracted: 08/14/2009  
 Injection Volume: 2.0 (uL) GPC Factor: 2.00 Date Analyzed: 08/16/2009  
 GPC Cleanup: (Y/N) Y pH: 7.9 Dilution Factor: 1.0

CAS NO.	COMPOUND	CONCENTRATION UNITS:		Q
		(ug/L or ug/Kg)	UG/KG	
91-20-3	Naphthalene		200	U
91-57-6	2-Methylnaphthalene		200	U
208-96-8	Acenaphthylene		200	U
83-32-9	Acenaphthene		200	U

PRELIMINARY

1E - FORM I SV-2  
SEMIVOLATILE ORGANICS ANALYSIS DATA SHEET

EPA SAMPLE NO.

E3N55

Lab Name: MITKEM LABORATORIES Contract: EP-W-05-030  
 Lab Code: MITKEM Case No.: 38701 Mod. Ref No.: 1760.0 SDG No.: E3N36  
 Matrix: (SOIL/SED/WATER) SOIL Lab Sample ID: H1561-14A  
 Sample wt/vol: 30.3 (g/mL) G Lab File ID: S2F9319.D  
 Level: (LOW/MED) LOW Extraction: (Type) SONC  
 % Moisture: 17 Decanted: (Y/N) N Date Received: 08/14/2009  
 Concentrated Extract Volume: 500 (uL) Date Extracted: 08/14/2009  
 Injection Volume: 2.0 (uL) GPC Factor: 2.00 Date Analyzed: 08/16/2009  
 GPC Cleanup: (Y/N) Y pH: 7.9 Dilution Factor: 1.0

CAS NO.	COMPOUND	CONCENTRATION UNITS:	
		ug/L or ug/Kg	UG/KG
86-73-7	Fluorene	200	U
85-01-8	Phenanthrene	72	J
120-12-7	Anthracene	200	U
206-44-0	Fluoranthene	80	J
129-00-0	Pyrene	190	J
56-55-3	Benzo(a)anthracene	91	J
218-01-9	Chrysene	94	J
205-99-2	Benzo(b)fluoranthene	92	J
207-08-9	Benzo(k)fluoranthene	37	J
50-32-8	Benzo(a)pyrene	76	J
193-39-5	Indeno(1,2,3-cd)pyrene	51	J
53-70-3	Dibenzo(a,h)anthracene	200	U
191-24-2	Benzo(g,h,i)perylene	200	U

(1) Cannot be separated from Diphenylamine

PRELIMINARY

1D - FORM I SV-1  
SEMIVOLATILE ORGANICS ANALYSIS DATA SHEET

EPA SAMPLE NO.

E3N56

Lab Name: MITKEM LABORATORIES Contract: EP-W-05-030  
 Lab Code: MITKEM Case No.: 38701 Mod. Ref No.: 1760.0 SDG No.: E3N36  
 Matrix: (SOIL/SED/WATER) SOIL Lab Sample ID: H1561-07A  
 Sample wt/vol: 30.1 (g/mL) G Lab File ID: S4D5059.D  
 Level: (LOW/MED) LOW Extraction: (Type) SONC  
 % Moisture: 42 Decanted: (Y/N) N Date Received: 08/14/2009  
 Concentrated Extract Volume: 500 (uL) Date Extracted: 08/14/2009  
 Injection Volume: 2.0 (uL) GPC Factor: 2.00 Date Analyzed: 08/16/2009  
 GPC Cleanup: (Y/N) Y pH: 7.7 Dilution Factor: 1.0

CAS NO.	COMPOUND	CONCENTRATION UNITS:		Q
		(ug/L or ug/Kg)	UG/KG	
91-20-3	Naphthalene		280	J
91-57-6	2-Methylnaphthalene		490	
208-96-8	Acenaphthylene		1500	
83-32-9	Acenaphthene		1200	

PRELIMINARY



1E - FORM I SV-2  
SEMIVOLATILE ORGANICS ANALYSIS DATA SHEET

EPA SAMPLE NO.

E3N56

Lab Name: MITKEM LABORATORIES Contract: EP-W-05-030  
 Lab Code: MITKEM Case No.: 38701 Mod. Ref No.: 1760.0 SDG No.: E3N36  
 Matrix: (SOIL/SED/WATER) SOIL Lab Sample ID: H1561-07A  
 Sample wt/vol: 30.1 (g/mL) G Lab File ID: S4D5059.D  
 Level: (LOW/MED) LOW Extraction: (Type) SONC  
 % Moisture: 42 Decanted: (Y/N) N Date Received: 08/14/2009  
 Concentrated Extract Volume: 500 (uL) Date Extracted: 08/14/2009  
 Injection Volume: 2.0 (uL) GPC Factor: 2.00 Date Analyzed: 08/16/2009  
 GPC Cleanup: (Y/N) Y pH: 7.7 Dilution Factor: 1.0

CAS NO.	COMPOUND	CONCENTRATION UNITS: (ug/L or ug/Kg)	UG/KG	Q
86-73-7	Fluorene		1600	
85-01-8	Phenanthrene		7100	E
120-12-7	Anthracene		3100	
206-44-0	Fluoranthene		10000	E
129-00-0	Pyrene		13000	E
56-55-3	Benzo(a)anthracene		7100	E
218-01-9	Chrysene		7000	E
205-99-2	Benzo(b)fluoranthene		9100	E
207-08-9	Benzo(k)fluoranthene		3700	
50-32-8	Benzo(a)pyrene		12000	E
193-39-5	Indeno(1,2,3-cd)pyrene		4700	E
53-70-3	Dibenzo(a,h)anthracene		1900	
191-24-2	Benzo(g,h,i)perylene		5700	E

(1) Cannot be separated from Diphenylamine

PRELIMINARY

1D - FORM I SV-1  
SEMIVOLATILE ORGANICS ANALYSIS DATA SHEET

EPA SAMPLE NO.

E3N57

Lab Name: MITKEM LABORATORIES Contract: EP-W-05-030  
 Lab Code: MITKEM Case No.: 38701 Mod. Ref No.: 1760.0 SDG No.: E3N36  
 Matrix: (SOIL/SED/WATER) SOIL Lab Sample ID: H1561-08A  
 Sample wt/vol: 30.1 (g/mL) G Lab File ID: S4D5060.D  
 Level: (LOW/MED) LOW Extraction: (Type) SONC  
 % Moisture: 40 Decanted: (Y/N) N Date Received: 08/14/2009  
 Concentrated Extract Volume: 500 (uL) Date Extracted: 08/14/2009  
 Injection Volume: 2.0 (uL) GPC Factor: 2.00 Date Analyzed: 08/16/2009  
 GPC Cleanup: (Y/N) Y pH: 7.7 Dilution Factor: 1.0

CAS NO.	COMPOUND	CONCENTRATION UNITS:		Q
		(ug/L or ug/Kg)	UG/KG	
91-20-3	Naphthalene		250	J
91-57-6	2-Methylnaphthalene		430	
208-96-8	Acenaphthylene		830	
83-32-9	Acenaphthene		1100	

**PRELIMINARY**

1E - FORM I SV-2  
SEMIVOLATILE ORGANICS ANALYSIS DATA SHEET

EPA SAMPLE NO.

E3N57

Lab Name: MITKEM LABORATORIES Contract: EP-W-05-030  
 Lab Code: MITKEM Case No.: 38701 Mod. Ref No.: 1760.0 SDG No.: E3N36  
 Matrix: (SOIL/SED/WATER) SOIL Lab Sample ID: H1561-08A  
 Sample wt/vol: 30.1 (g/mL) G Lab File ID: S4D5060.D  
 Level: (LOW/MED) LOW Extraction: (Type) SONC  
 % Moisture: 40 Decanted: (Y/N) N Date Received: 08/14/2009  
 Concentrated Extract Volume: 500 (uL) Date Extracted: 08/14/2009  
 Injection Volume: 2.0 (uL) GPC Factor: 2.00 Date Analyzed: 08/16/2009  
 GPC Cleanup: (Y/N) Y pH: 7.7 Dilution Factor: 1.0

CAS NO.	COMPOUND	CONCENTRATION UNITS:	
		ug/L or ug/Kg	ug/Kg
86-73-7	Fluorene	2000	
85-01-8	Phenanthrene	9700	E
120-12-7	Anthracene	3500	
206-44-0	Fluoranthene	11000	E
129-00-0	Pyrene	16000	E
56-55-3	Benzo (a) anthracene	8300	E
218-01-9	Chrysene	11000	E
205-99-2	Benzo (b) fluoranthene	13000	E
207-08-9	Benzo (k) fluoranthene	5100	E
50-32-8	Benzo (a) pyrene	8300	E
193-39-5	Indeno (1, 2, 3-cd) pyrene	4300	
53-70-3	Dibenzo (a, h) anthracene	1700	
191-24-2	Benzo (g, h, i) perylene	4400	

(1) Cannot be separated from Diphenylamine

PRELIMINARY

1D - FORM I SV-1  
SEMIVOLATILE ORGANICS ANALYSIS DATA SHEET

EPA SAMPLE NO.

E3N58

Lab Name: MITKEM LABORATORIES Contract: EP-W-05-030  
 Lab Code: MITKEM Case No.: 38701 Mod. Ref No.: 1760.0 SDG No.: E3N36  
 Matrix: (SOIL/SED/WATER) SOIL Lab Sample ID: H1561-09A  
 Sample wt/vol: 30.2 (g/mL) G Lab File ID: S4D5061.D  
 Level: (LOW/MED) LOW Extraction: (Type) SONC  
 % Moisture: 43 Decanted: (Y/N) N Date Received: 08/14/2009  
 Concentrated Extract Volume: 500 (uL) Date Extracted: 08/14/2009  
 Injection Volume: 2.0 (uL) GPC Factor: 2.00 Date Analyzed: 08/16/2009  
 GPC Cleanup: (Y/N) Y pH: 7.6 Dilution Factor: 1.0

CAS NO.	COMPOUND	CONCENTRATION UNITS:	
		(ug/L or ug/Kg)	UG/KG
91-20-3	Naphthalene		670
91-57-6	2-Methylnaphthalene		1100
208-96-8	Acenaphthylene		890
83-32-9	Acenaphthene		2300

**PRELIMINARY**

1E - FORM I SV-2  
SEMIVOLATILE ORGANICS ANALYSIS DATA SHEET

EPA SAMPLE NO.

E3N58

Lab Name: MITKEM LABORATORIES Contract: EP-W-05-030  
 Lab Code: MITKEM Case No.: 38701 Mod. Ref No.: 1760.0 SDG No.: E3N36  
 Matrix: (SOIL/SED/WATER) SOIL Lab Sample ID: H1561-09A  
 Sample wt/vol: 30.2 (g/mL) G Lab File ID: S4D5061.D  
 Level: (LOW/MED) LOW Extraction: (Type) SONC  
 % Moisture: 43 Decanted: (Y/N) N Date Received: 08/14/2009  
 Concentrated Extract Volume: 500 (uL) Date Extracted: 08/14/2009  
 Injection Volume: 2.0 (uL) GPC Factor: 2.00 Date Analyzed: 08/16/2009  
 GPC Cleanup: (Y/N) Y pH: 7.6 Dilution Factor: 1.0

CAS NO.	COMPOUND	CONCENTRATION UNITS:	
		ug/L or ug/Kg	ug/KG
86-73-7	Fluorene	4100	
85-01-8	Phenanthrene	18000	E
120-12-7	Anthracene	5300	E
206-44-0	Fluoranthene	19000	E
129-00-0	Pyrene	23000	E
56-55-3	Benzo (a) anthracene	13000	E
218-01-9	Chrysene	16000	E
205-99-2	Benzo (b) fluoranthene	21000	E
207-08-9	Benzo (k) fluoranthene	4900	E
50-32-8	Benzo (a) pyrene	13000	E
193-39-5	Indeno (1, 2, 3-cd) pyrene	7500	E
53-70-3	Dibenzo (a, h) anthracene	2800	
191-24-2	Benzo (g, h, i) perylene	7800	E

(1) Cannot be separated from Diphenylamine

PRELIMINARY

SOM01.2 (6/2007)

1D - FORM I SV-1  
SEMIVOLATILE ORGANICS ANALYSIS DATA SHEET

EPA SAMPLE NO.

E3N59

Lab Name: MITKEM LABORATORIES Contract: EP-W-05-030  
 Lab Code: MITKEM Case No.: 38701 Mod. Ref No.: 1760.0 SDG No.: E3N36  
 Matrix: (SOIL/SED/WATER) SOIL Lab Sample ID: H1561-10A  
 Sample wt/vol: 30.2 (g/mL) G Lab File ID: S4D5065.D  
 Level: (LOW/MED) LOW Extraction: (Type) SONC  
 % Moisture: 39 Decanted: (Y/N) N Date Received: 08/14/2009  
 Concentrated Extract Volume: 500 (uL) Date Extracted: 08/14/2009  
 Injection Volume: 2.0 (uL) GPC Factor: 2.00 Date Analyzed: 08/16/2009  
 GPC Cleanup: (Y/N) Y pH: 7.8 Dilution Factor: 1.0

CAS NO.	COMPOUND	CONCENTRATION UNITS:		Q
		(ug/L or ug/Kg)	UG/KG	
91-20-3	Naphthalene		460	
91-57-6	2-Methylnaphthalene		420	
208-96-8	Acenaphthylene		410	
83-32-9	Acenaphthene		1100	

PRELIMINARY

1E - FORM I SV-2  
SEMIVOLATILE ORGANICS ANALYSIS DATA SHEET

EPA SAMPLE NO.

E3N59

Lab Name: MITKEM LABORATORIES Contract: EP-W-05-030  
 Lab Code: MITKEM Case No.: 38701 Mod. Ref No.: 1760.0 SDG No.: E3N36  
 Matrix: (SOIL/SED/WATER) SOIL Lab Sample ID: H1561-10A  
 Sample wt/vol: 30.2 (g/mL) G Lab File ID: S4D5065.D  
 Level: (LOW/MED) LOW Extraction: (Type) SONC  
 % Moisture: 39 Decanted: (Y/N) N Date Received: 08/14/2009  
 Concentrated Extract Volume: 500 (uL) Date Extracted: 08/14/2009  
 Injection Volume: 2.0 (uL) GPC Factor: 2.00 Date Analyzed: 08/16/2009  
 GPC Cleanup: (Y/N) Y pH: 7.8 Dilution Factor: 1.0

CAS NO.	COMPOUND	CONCENTRATION UNITS:		Q
		(ug/L or ug/Kg)	UG/KG	
86-73-7	Fluorene		1500	
85-01-8	Phenanthrene		8700	E
120-12-7	Anthracene		2300	
206-44-0	Fluoranthene		12000	E
129-00-0	Pyrene		9600	E
56-55-3	Benzo(a)anthracene		5900	E
218-01-9	Chrysene		8000	E
205-99-2	Benzo(b)fluoranthene		7100	E
207-08-9	Benzo(k)fluoranthene		1800	
50-32-8	Benzo(a)pyrene		5300	E
193-39-5	Indeno(1,2,3-cd)pyrene		3100	
53-70-3	Dibenzo(a,h)anthracene		1400	
191-24-2	Benzo(g,h,i)perylene		3700	

(1) Cannot be separated from Diphenylamine

PRELIMINARY

1D - FORM I SV-1  
SEMIVOLATILE ORGANICS ANALYSIS DATA SHEET

EPA SAMPLE NO.

E3N60

Lab Name: MITKEM LABORATORIES Contract: EP-W-05-030  
 Lab Code: MITKEM Case No.: 38701 Mod. Ref No.: 1760.0 SDG No.: E3N36  
 Matrix: (SOIL/SED/WATER) SOIL Lab Sample ID: H1561-11A  
 Sample wt/vol: 30.2 (g/mL) G Lab File ID: S4D5062.D  
 Level: (LOW/MED) LOW Extraction: (Type) SONC  
 % Moisture: 36 Decanted: (Y/N) N Date Received: 08/14/2009  
 Concentrated Extract Volume: 500 (uL) Date Extracted: 08/14/2009  
 Injection Volume: 2.0 (uL) GPC Factor: 2.00 Date Analyzed: 08/16/2009  
 GPC Cleanup: (Y/N) Y pH: 7.7 Dilution Factor: 1.0

CAS NO.	COMPOUND	CONCENTRATION UNITS: (ug/L or ug/Kg)	UG/KG	Q
91-20-3	Naphthalene		560	
91-57-6	2-Methylnaphthalene		460	
208-96-8	Acenaphthylene		670	
83-32-9	Acenaphthene		1300	

**PRELIMINARY**



1E - FORM I SV-2  
SEMIVOLATILE ORGANICS ANALYSIS DATA SHEET

EPA SAMPLE NO.

E3N60

Lab Name: MITKEM LABORATORIES Contract: EP-W-05-030  
 Lab Code: MITKEM Case No.: 38701 Mod. Ref No.: 1760.0 SDG No.: E3N36  
 Matrix: (SOIL/SED/WATER) SOIL Lab Sample ID: H1561-11A  
 Sample wt/vol: 30.2 (g/mL) G Lab File ID: S4D5062.D  
 Level: (LOW/MED) LOW Extraction: (Type) SONC  
 % Moisture: 36 Decanted: (Y/N) N Date Received: 08/14/2009  
 Concentrated Extract Volume: 500 (uL) Date Extracted: 08/14/2009  
 Injection Volume: 2.0 (uL) GPC Factor: 2.00 Date Analyzed: 08/16/2009  
 GPC Cleanup: (Y/N) Y pH: 7.7 Dilution Factor: 1.0

CAS NO.	COMPOUND	CONCENTRATION UNITS:		Q
		(ug/L or ug/Kg)	UG/KG	
86-73-7	Fluorene		1900	
85-01-8	Phenanthrene		9100	E
120-12-7	Anthracene		2900	
206-44-0	Fluoranthene		10000	E
129-00-0	Pyrene		10000	E
56-55-3	Benzo(a)anthracene		6200	E
218-01-9	Chrysene		7300	E
205-99-2	Benzo(b)fluoranthene		7300	E
207-08-9	Benzo(k)fluoranthene		2900	
50-32-8	Benzo(a)pyrene		5400	E
193-39-5	Indeno(1,2,3-cd)pyrene		2800	
53-70-3	Dibenzo(a,h)anthracene		1200	
191-24-2	Benzo(g,h,i)perylene		3000	

(1) Cannot be separated from Diphenylamine

PRELIMINARY

1D - FORM I SV-1  
SEMIVOLATILE ORGANICS ANALYSIS DATA SHEET

EPA SAMPLE NO.

E3N61

Lab Name: MITKEM LABORATORIES Contract: EP-W-05-030  
 Lab Code: MITKEM Case No.: 38701 Mod. Ref No.: 1760.0 SDG No.: E3N36  
 Matrix: (SOIL/SED/WATER) SOIL Lab Sample ID: H1561-12A  
 Sample wt/vol: 30.3 (g/mL) G Lab File ID: S2F9317.D  
 Level: (LOW/MED) LOW Extraction: (Type) SONC  
 % Moisture: 26 Decanted: (Y/N) N Date Received: 08/14/2009  
 Concentrated Extract Volume: 500 (uL) Date Extracted: 08/14/2009  
 Injection Volume: 2.0 (uL) GPC Factor: 2.00 Date Analyzed: 08/16/2009  
 GPC Cleanup: (Y/N) Y pH: 7.9 Dilution Factor: 1.0

CAS NO.	COMPOUND	CONCENTRATION UNITS: (ug/L or ug/Kg)	UG/KG	Q
91-20-3	Naphthalene		230	U
91-57-6	2-Methylnaphthalene		230	U
208-96-8	Acenaphthylene		230	U
83-32-9	Acenaphthene		230	U

PRELIMINARY

SOM01.2 (6/2007)

1E - FORM I SV-2  
SEMIVOLATILE ORGANICS ANALYSIS DATA SHEET

EPA SAMPLE NO.

E3N61

Lab Name: MITKEM LABORATORIES Contract: EP-W-05-030  
 Lab Code: MITKEM Case No.: 38701 Mod. Ref No.: 1760.0 SDG No.: E3N36  
 Matrix: (SOIL/SED/WATER) SOIL Lab Sample ID: H1561-12A  
 Sample wt/vol: 30.3 (g/mL) G Lab File ID: S2F9317.D  
 Level: (LOW/MED) LOW Extraction: (Type) SONC  
 % Moisture: 26 Decanted: (Y/N) N Date Received: 08/14/2009  
 Concentrated Extract Volume: 500 (uL) Date Extracted: 08/14/2009  
 Injection Volume: 2.0 (uL) GPC Factor: 2.00 Date Analyzed: 08/16/2009  
 GPC Cleanup: (Y/N) Y pH: 7.9 Dilution Factor: 1.0

CAS NO.	COMPOUND	CONCENTRATION UNITS:	
		(ug/L or ug/Kg)	UG/KG
86-73-7	Fluorene	230	U
85-01-8	Phenanthrene	230	U
120-12-7	Anthracene	230	U
206-44-0	Fluoranthene	230	U
129-00-0	Pyrene	230	U
56-55-3	Benzo(a)anthracene	230	U
218-01-9	Chrysene	230	U
205-99-2	Benzo(b)fluoranthene	230	U
207-08-9	Benzo(k)fluoranthene	230	U
50-32-8	Benzo(a)pyrene	250	
193-39-5	Indeno(1,2,3-cd)pyrene	230	U
53-70-3	Dibenzo(a,h)anthracene	230	U
191-24-2	Benzo(g,h,i)perylene	230	U

(1) Cannot be separated from Diphenylamine

PRELIMINARY

1D - FORM I SV-1  
SEMIVOLATILE ORGANICS ANALYSIS DATA SHEET

EPA SAMPLE NO.

E3N62

Lab Name: MITKEM LABORATORIES Contract: EP-W-05-030  
 Lab Code: MITKEM Case No.: 38701 Mod. Ref No.: 1760.0 SDG No.: E3N36  
 Matrix: (SOIL/SED/WATER) SOIL Lab Sample ID: H1561-15A  
 Sample wt/vol: 30.2 (g/mL) G Lab File ID: S2F9320.D  
 Level: (LOW/MED) LOW Extraction: (Type) SONC  
 % Moisture: 43 Decanted: (Y/N) N Date Received: 08/14/2009  
 Concentrated Extract Volume: 500 (uL) Date Extracted: 08/14/2009  
 Injection Volume: 2.0 (uL) GPC Factor: 2.00 Date Analyzed: 08/16/2009  
 GPC Cleanup: (Y/N) Y pH: 7.6 Dilution Factor: 1.0

CAS NO.	COMPOUND	CONCENTRATION UNITS: (ug/L or ug/Kg)	UG/KG	Q
91-20-3	Naphthalene		860	
91-57-6	2-Methylnaphthalene		1000	
208-96-8	Acenaphthylene		420	
83-32-9	Acenaphthene		1900	

**PRELIMINARY**

1E - FORM I SV-2  
SEMIVOLATILE ORGANICS ANALYSIS DATA SHEET

EPA SAMPLE NO.

E3N62

Lab Name: MITKEM LABORATORIES Contract: EP-W-05-030  
 Lab Code: MITKEM Case No.: 38701 Mod. Ref No.: 1760.0 SDG No.: E3N36  
 Matrix: (SOIL/SED/WATER) SOIL Lab Sample ID: H1561-15A  
 Sample wt/vol: 30.2 (g/mL) G Lab File ID: S2F9320.D  
 Level: (LOW/MED) LOW Extraction: (Type) SONC  
 % Moisture: 43 Decanted: (Y/N) N Date Received: 08/14/2009  
 Concentrated Extract Volume: 500 (uL) Date Extracted: 08/14/2009  
 Injection Volume: 2.0 (uL) GPC Factor: 2.00 Date Analyzed: 08/16/2009  
 GPC Cleanup: (Y/N) Y pH: 7.6 Dilution Factor: 1.0

CAS NO.	COMPOUND	CONCENTRATION UNITS:		Q
		(ug/L or ug/Kg)	UG/KG	
86-73-7	Fluorene		3300	
85-01-8	Phenanthrene		15000	E
120-12-7	Anthracene		1400	
206-44-0	Fluoranthene		18000	E
129-00-0	Pyrene		27000	E
56-55-3	Benzo(a)anthracene		21000	E
218-01-9	Chrysene		21000	E
205-99-2	Benzo(b)fluoranthene		27000	E
207-08-9	Benzo(k)fluoranthene		12000	E
50-32-8	Benzo(a)pyrene		15000	E
193-39-5	Indeno(1,2,3-cd)pyrene		6100	E
53-70-3	Dibenzo(a,h)anthracene		2100	
191-24-2	Benzo(g,h,i)perylene		5000	E

(1) Cannot be separated from Diphenylamine

PRELIMINARY

SOM01.2 (6/2007)

1D - FORM I SV-1  
SEMIVOLATILE ORGANICS ANALYSIS DATA SHEET

EPA SAMPLE NO.

E3N63

Lab Name: MITKEM LABORATORIES Contract: EP-W-05-030  
 Lab Code: MITKEM Case No.: 38701 Mod. Ref No.: 1760.0 SDG No.: E3N36  
 Matrix: (SOIL/SED/WATER) SOIL Lab Sample ID: H1561-16A  
 Sample wt/vol: 30.1 (g/mL) G Lab File ID: S2F9321.D  
 Level: (LOW/MED) LOW Extraction: (Type) SONC  
 % Moisture: 42 Decanted: (Y/N) N Date Received: 08/14/2009  
 Concentrated Extract Volume: 500 (uL) Date Extracted: 08/14/2009  
 Injection Volume: 2.0 (uL) GPC Factor: 2.00 Date Analyzed: 08/16/2009  
 GPC Cleanup: (Y/N) Y pH: 8.0 Dilution Factor: 1.0

CAS NO.	COMPOUND	CONCENTRATION UNITS:		Q
		(ug/L or ug/Kg)	UG/KG	
91-20-3	Naphthalene		570	
91-57-6	2-Methylnaphthalene		900	
208-96-8	Acenaphthylene		310	
83-32-9	Acenaphthene		1600	

PRELIMINARY

SOM01.2 (6/2007)

1E - FORM I SV-2  
SEMIVOLATILE ORGANICS ANALYSIS DATA SHEET

EPA SAMPLE NO.

E3N63

Lab Name: MITKEM LABORATORIES Contract: EP-W-05-030  
 Lab Code: MITKEM Case No.: 38701 Mod. Ref No.: 1760.0 SDG No.: E3N36  
 Matrix: (SOIL/SED/WATER) SOIL Lab Sample ID: H1561-16A  
 Sample wt/vol: 30.1 (g/mL) G Lab File ID: S2F9321.D  
 Level: (LOW/MED) LOW Extraction: (Type) SONC  
 % Moisture: 42 Decanted: (Y/N) N Date Received: 08/14/2009  
 Concentrated Extract Volume: 500 (uL) Date Extracted: 08/14/2009  
 Injection Volume: 2.0 (uL) GPC Factor: 2.00 Date Analyzed: 08/16/2009  
 GPC Cleanup: (Y/N) Y pH: 8.0 Dilution Factor: 1.0

CAS NO.	COMPOUND	CONCENTRATION UNITS: <u>UG/KG</u> (ug/L or ug/Kg)	<u>Q</u>
86-73-7	Fluorene	2600	
85-01-8	Phenanthrene	18000	E
120-12-7	Anthracene	1400	
206-44-0	Fluoranthene	22000	E
129-00-0	Pyrene	23000	E
56-55-3	Benzo(a)anthracene	14000	E
218-01-9	Chrysene	18000	E
205-99-2	Benzo(b)fluoranthene	23000	E
207-08-9	Benzo(k)fluoranthene	5800	E
50-32-8	Benzo(a)pyrene	11000	E
193-39-5	Indeno(1,2,3-cd)pyrene	4200	
53-70-3	Dibenzo(a,h)anthracene	1700	
191-24-2	Benzo(g,h,i)perylene	3800	

(1) Cannot be separated from Diphenylamine

PRELIMINARY

SOM01.2 (6/2007)

1D - FORM I SV-1  
SEMIVOLATILE ORGANICS ANALYSIS DATA SHEET

EPA SAMPLE NO.

E3N64

Lab Name: MITKEM LABORATORIES Contract: EP-W-05-030  
 Lab Code: MITKEM Case No.: 38701 Mod. Ref No.: 1760.0 SDG No.: E3N36  
 Matrix: (SOIL/SED/WATER) SOIL Lab Sample ID: H1561-17A  
 Sample wt/vol: 30.2 (g/mL) G Lab File ID: S2F9322.D  
 Level: (LOW/MED) LOW Extraction: (Type) SONC  
 % Moisture: 43 Decanted: (Y/N) N Date Received: 08/14/2009  
 Concentrated Extract Volume: 500 (uL) Date Extracted: 08/14/2009  
 Injection Volume: 2.0 (uL) GPC Factor: 2.00 Date Analyzed: 08/16/2009  
 GPC Cleanup: (Y/N) Y pH: 8.0 Dilution Factor: 1.0

CAS NO.	COMPOUND	CONCENTRATION UNITS:	
		(ug/L or ug/Kg)	UG/KG
91-20-3	Naphthalene		630
91-57-6	2-Methylnaphthalene		660
208-96-8	Acenaphthylene		230
83-32-9	Acenaphthene		1100

PRELIMINARY



1E - FORM I SV-2  
SEMIVOLATILE ORGANICS ANALYSIS DATA SHEET

EPA SAMPLE NO.

E3N64

Lab Name: MITKEM LABORATORIES Contract: EP-W-05-030  
 Lab Code: MITKEM Case No.: 38701 Mod. Ref No.: 1760.0 SDG No.: E3N36  
 Matrix: (SOIL/SED/WATER) SOIL Lab Sample ID: H1561-17A  
 Sample wt/vol: 30.2 (g/mL) G Lab File ID: S2F9322.D  
 Level: (LOW/MED) LOW Extraction: (Type) SONC  
 % Moisture: 43 Decanted: (Y/N) N Date Received: 08/14/2009  
 Concentrated Extract Volume: 500 (uL) Date Extracted: 08/14/2009  
 Injection Volume: 2.0 (uL) GPC Factor: 2.00 Date Analyzed: 08/16/2009  
 GPC Cleanup: (Y/N) Y pH: 8.0 Dilution Factor: 1.0

CAS NO.	COMPOUND	CONCENTRATION UNITS: <u>UG/KG</u> (ug/L or ug/Kg)	<u>Q</u>
86-73-7	Fluorene	1800	
85-01-8	Phenanthrene	12000	E
120-12-7	Anthracene	1100	
206-44-0	Fluoranthene	18000	E
129-00-0	Pyrene	18000	E
56-55-3	Benzo(a)anthracene	9600	E
218-01-9	Chrysene	13000	E
205-99-2	Benzo(b)fluoranthene	17000	E
207-08-9	Benzo(k)fluoranthene	7400	E
50-32-8	Benzo(a)pyrene	9200	E
193-39-5	Indeno(1,2,3-cd)pyrene	3900	
53-70-3	Dibenzo(a,h)anthracene	1500	
191-24-2	Benzo(g,h,i)perylene	3600	

(1) Cannot be separated from Diphenylamine

PRELIMINARY

SOM01.2 (6/2007)

1D - FORM I SV-1  
SEMIVOLATILE ORGANICS ANALYSIS DATA SHEET

EPA SAMPLE NO.

E3N65

Lab Name: MITKEM LABORATORIES Contract: EP-W-05-030  
 Lab Code: MITKEM Case No.: 38701 Mod. Ref No.: 1760.0 SDG No.: E3N36  
 Matrix: (SOIL/SED/WATER) SOIL Lab Sample ID: H1561-18A  
 Sample wt/vol: 30.4 (g/mL) G Lab File ID: S2F9323.D  
 Level: (LOW/MED) LOW Extraction: (Type) SONC  
 % Moisture: 44 Decanted: (Y/N) N Date Received: 08/14/2009  
 Concentrated Extract Volume: 500 (uL) Date Extracted: 08/14/2009  
 Injection Volume: 2.0 (uL) GPC Factor: 2.00 Date Analyzed: 08/16/2009  
 GPC Cleanup: (Y/N) Y pH: 8.1 Dilution Factor: 1.0

CAS NO.	COMPOUND	CONCENTRATION UNITS:		Q
		(ug/L or ug/Kg)	UG/KG	
91-20-3	Naphthalene		630	
91-57-6	2-Methylnaphthalene		420	
208-96-8	Acenaphthylene		240	J
83-32-9	Acenaphthene		1000	

PRELIMINARY

1E - FORM I SV-2  
SEMIVOLATILE ORGANICS ANALYSIS DATA SHEET

EPA SAMPLE NO.

E3N65

Lab Name: MITKEM LABORATORIES Contract: EP-W-05-030  
 Lab Code: MITKEM Case No.: 38701 Mod. Ref No.: 1760.0 SDG No.: E3N36  
 Matrix: (SOIL/SED/WATER) SOIL Lab Sample ID: H1561-18A  
 Sample wt/vol: 30.4 (g/mL) G Lab File ID: S2F9323.D  
 Level: (LOW/MED) LOW Extraction: (Type) SONC  
 % Moisture: 44 Decanted: (Y/N) N Date Received: 08/14/2009  
 Concentrated Extract Volume: 500 (uL) Date Extracted: 08/14/2009  
 Injection Volume: 2.0 (uL) GPC Factor: 2.00 Date Analyzed: 08/16/2009  
 GPC Cleanup: (Y/N) Y pH: 8.1 Dilution Factor: 1.0

CAS NO.	COMPOUND	CONCENTRATION UNITS: (ug/L or ug/Kg)	UG/KG	Q
86-73-7	Fluorene		1500	
85-01-8	Phenanthrene		11000	E
120-12-7	Anthracene		830	
206-44-0	Fluoranthene		17000	E
129-00-0	Pyrene		21000	E
56-55-3	Benzo(a)anthracene		9000	E
218-01-9	Chrysene		12000	E
205-99-2	Benzo(b)fluoranthene		18000	E
207-08-9	Benzo(k)fluoranthene		4700	E
50-32-8	Benzo(a)pyrene		7900	E
193-39-5	Indeno(1,2,3-cd)pyrene		3600	
53-70-3	Dibenzo(a,h)anthracene		1300	
191-24-2	Benzo(g,h,i)perylene		3400	

(1) Cannot be separated from Diphenylamine

PRELIMINARY

1D - FORM I SV-1  
SEMIVOLATILE ORGANICS ANALYSIS DATA SHEET

EPA SAMPLE NO.

E3N66

Lab Name: MITKEM LABORATORIES Contract: EP-W-05-030  
 Lab Code: MITKEM Case No.: 38701 Mod. Ref No.: 1760.0 SDG No.: E3N36  
 Matrix: (SOIL/SED/WATER) SOIL Lab Sample ID: H1561-19A  
 Sample wt/vol: 30.2 (g/mL) G Lab File ID: S2F9324.D  
 Level: (LOW/MED) LOW Extraction: (Type) SONC  
 % Moisture: 42 Decanted: (Y/N) N Date Received: 08/14/2009  
 Concentrated Extract Volume: 500 (uL) Date Extracted: 08/14/2009  
 Injection Volume: 2.0 (uL) GPC Factor: 2.00 Date Analyzed: 08/16/2009  
 GPC Cleanup: (Y/N) Y pH: 7.9 Dilution Factor: 1.0

CAS NO.	COMPOUND	CONCENTRATION UNITS:		Q
		(ug/L or ug/Kg)	UG/KG	
91-20-3	Naphthalene		650	
91-57-6	2-Methylnaphthalene		370	
208-96-8	Acenaphthylene		220	J
83-32-9	Acenaphthene		1000	

PRELIMINARY

1E - FORM I SV-2  
SEMIVOLATILE ORGANICS ANALYSIS DATA SHEET

EPA SAMPLE NO.

E3N66

Lab Name: MITKEM LABORATORIES Contract: EP-W-05-030  
 Lab Code: MITKEM Case No.: 38701 Mod. Ref No.: 1760.0 SDG No.: E3N36  
 Matrix: (SOIL/SED/WATER) SOIL Lab Sample ID: H1561-19A  
 Sample wt/vol: 30.2 (g/mL) G Lab File ID: S2F9324.D  
 Level: (LOW/MED) LOW Extraction: (Type) SONC  
 % Moisture: 42 Decanted: (Y/N) N Date Received: 08/14/2009  
 Concentrated Extract Volume: 500 (uL) Date Extracted: 08/14/2009  
 Injection Volume: 2.0 (uL) GPC Factor: 2.00 Date Analyzed: 08/16/2009  
 GPC Cleanup: (Y/N) Y pH: 7.9 Dilution Factor: 1.0

CAS NO.	COMPOUND	CONCENTRATION UNITS:		Q
		(ug/L or ug/Kg)	UG/KG	
86-73-7	Fluorene		1500	
85-01-8	Phenanthrene		9100	E
120-12-7	Anthracene		810	
206-44-0	Fluoranthene		18000	E
129-00-0	Pyrene		18000	E
56-55-3	Benzo (a) anthracene		9200	E
218-01-9	Chrysene		12000	E
205-99-2	Benzo (b) fluoranthene		15000	E
207-08-9	Benzo (k) fluoranthene		7200	E
50-32-8	Benzo (a) pyrene		7600	E
193-39-5	Indeno (1, 2, 3-cd) pyrene		3400	
53-70-3	Dibenzo (a, h) anthracene		1500	
191-24-2	Benzo (g, h, i) perylene		3200	

(1) Cannot be separated from Diphenylamine

PRELIMINARY

1D - FORM I SV-1  
SEMIVOLATILE ORGANICS ANALYSIS DATA SHEET

EPA SAMPLE NO.

E3N74

Lab Name: MITKEM LABORATORIES Contract: EP-W-05-030  
 Lab Code: MITKEM Case No.: 38701 Mod. Ref No.: 1760.0 SDG No.: E3N36  
 Matrix: (SOIL/SED/WATER) SOIL Lab Sample ID: H1561-20A  
 Sample wt/vol: 30.1 (g/mL) G Lab File ID: S2F9325.D  
 Level: (LOW/MED) LOW Extraction: (Type) SONC  
 % Moisture: 38 Decanted: (Y/N) N Date Received: 08/14/2009  
 Concentrated Extract Volume: 500 (uL) Date Extracted: 08/14/2009  
 Injection Volume: 2.0 (uL) GPC Factor: 2.00 Date Analyzed: 08/16/2009  
 GPC Cleanup: (Y/N) Y pH: 7.6 Dilution Factor: 1.0

CAS NO.	COMPOUND	CONCENTRATION UNITS:		Q
		(ug/L or ug/Kg)	UG/KG	
91-20-3	Naphthalene		440	
91-57-6	2-Methylnaphthalene		470	
208-96-8	Acenaphthylene		270	J
83-32-9	Acenaphthene		670	

PRELIMINARY

1E - FORM I SV-2  
SEMIVOLATILE ORGANICS ANALYSIS DATA SHEET

EPA SAMPLE NO.

E3N74

Lab Name: MITKEM LABORATORIES Contract: EP-W-05-030  
 Lab Code: MITKEM Case No.: 38701 Mod. Ref No.: 1760.0 SDG No.: E3N36  
 Matrix: (SOIL/SED/WATER) SOIL Lab Sample ID: H1561-20A  
 Sample wt/vol: 30.1 (g/mL) G Lab File ID: S2F9325.D  
 Level: (LOW/MED) LOW Extraction: (Type) SONC  
 % Moisture: 38 Decanted: (Y/N) N Date Received: 08/14/2009  
 Concentrated Extract Volume: 500 (uL) Date Extracted: 08/14/2009  
 Injection Volume: 2.0 (uL) GPC Factor: 2.00 Date Analyzed: 08/16/2009  
 GPC Cleanup: (Y/N) Y pH: 7.6 Dilution Factor: 1.0

CAS NO.	COMPOUND	CONCENTRATION UNITS:		Q
		(ug/L or ug/Kg)	UG/KG	
86-73-7	Fluorene		1100	
85-01-8	Phenanthrene		8300	E
120-12-7	Anthracene		1100	
206-44-0	Fluoranthene		11000	E
129-00-0	Pyrene		11000	E
56-55-3	Benzo(a)anthracene		4600	E
218-01-9	Chrysene		5400	E
205-99-2	Benzo(b)fluoranthene		7000	E
207-08-9	Benzo(k)fluoranthene		1900	
50-32-8	Benzo(a)pyrene		3800	
193-39-5	Indeno(1,2,3-cd)pyrene		1600	
53-70-3	Dibenzo(a,h)anthracene		530	
191-24-2	Benzo(g,h,i)perylene		1600	

(1) Cannot be separated from Diphenylamine

PRELIMINARY

1D - FORM I SV-1  
SEMIVOLATILE ORGANICS ANALYSIS DATA SHEET

EPA SAMPLE NO.

E3N74MS

Lab Name: MITKEM LABORATORIES Contract: EP-W-05-030  
 Lab Code: MITKEM Case No.: 38701 Mod. Ref No.: 1760.0 SDG No.: E3N36  
 Matrix: (SOIL/SED/WATER) SOIL Lab Sample ID: H1561-20AMS  
 Sample wt/vol: 30.2 (g/mL) G Lab File ID: S2F9359.D  
 Level: (LOW/MED) LOW Extraction: (Type) SONC  
 % Moisture: 38 Decanted: (Y/N) N Date Received: 08/14/2009  
 Concentrated Extract Volume: 500 (uL) Date Extracted: 08/14/2009  
 Injection Volume: 2.0 (uL) GPC Factor: 2.00 Date Analyzed: 08/17/2009  
 GPC Cleanup: (Y/N) Y pH: 7.6 Dilution Factor: 1.0

CAS NO.	COMPOUND	CONCENTRATION UNITS: (ug/L or ug/Kg)	UG/KG	Q
91-20-3	Naphthalene		630	
91-57-6	2-Methylnaphthalene		680	
208-96-8	Acenaphthylene		360	
83-32-9	Acenaphthene		3700	

PRELIMINARY



1E - FORM I SV-2  
SEMIVOLATILE ORGANICS ANALYSIS DATA SHEET

EPA SAMPLE NO.

E3N74MS

Lab Name: MITKEM LABORATORIES Contract: EP-W-05-030  
 Lab Code: MITKEM Case No.: 38701 Mod. Ref No.: 1760.0 SDG No.: E3N36  
 Matrix: (SOIL/SED/WATER) SOIL Lab Sample ID: H1561-20AMS  
 Sample wt/vol: 30.2 (g/mL) G Lab File ID: S2F9359.D  
 Level: (LOW/MED) LOW Extraction: (Type) SONC  
 % Moisture: 38 Decanted: (Y/N) N Date Received: 08/14/2009  
 Concentrated Extract Volume: 500 (uL) Date Extracted: 08/14/2009  
 Injection Volume: 2.0 (uL) GPC Factor: 2.00 Date Analyzed: 08/17/2009  
 GPC Cleanup: (Y/N) Y pH: 7.6 Dilution Factor: 1.0

CAS NO.	COMPOUND	CONCENTRATION UNITS:		Q
		(ug/L or ug/Kg)	UG/KG	
86-73-7	Fluorene		1500	
85-01-8	Phenanthrene		27000	E
120-12-7	Anthracene		3000	
206-44-0	Fluoranthene		58000	E
129-00-0	Pyrene		26000	E
56-55-3	Benzo(a)anthracene		7200	E
218-01-9	Chrysene		8900	E
205-99-2	Benzo(b)fluoranthene		9900	E
207-08-9	Benzo(k)fluoranthene		5400	E
50-32-8	Benzo(a)pyrene		6100	E
193-39-5	Indeno(1,2,3-cd)pyrene		5300	E
53-70-3	Dibenzo(a,h)anthracene		2300	
191-24-2	Benzo(g,h,i)perylene		4200	

(1) Cannot be separated from Diphenylamine

PRELIMINARY

SOM01.2 (6/2007)

1D - FORM I SV-1  
SEMIVOLATILE ORGANICS ANALYSIS DATA SHEET

EPA SAMPLE NO.

E3N74MSD

Lab Name: MITKEM LABORATORIES Contract: EP-W-05-030  
 Lab Code: MITKEM Case No.: 38701 Mod. Ref No.: 1760.0 SDG No.: E3N36  
 Matrix: (SOIL/SED/WATER) SOIL Lab Sample ID: H1561-20AMSD  
 Sample wt/vol: 30.1 (g/mL) G Lab File ID: S2F9360.D  
 Level: (LOW/MED) LOW Extraction: (Type) SONC  
 % Moisture: 38 Decanted: (Y/N) N Date Received: 08/14/2009  
 Concentrated Extract Volume: 500 (uL) Date Extracted: 08/14/2009  
 Injection Volume: 2.0 (uL) GPC Factor: 2.00 Date Analyzed: 08/17/2009  
 GPC Cleanup: (Y/N) Y pH: 7.6 Dilution Factor: 1.0

CAS NO.	COMPOUND	CONCENTRATION UNITS: (ug/L or ug/Kg)	UG/KG	Q
91-20-3	Naphthalene		630	
91-57-6	2-Methylnaphthalene		580	
208-96-8	Acenaphthylene		350	
83-32-9	Acenaphthene		3900	

PRELIMINARY

1E - FORM I SV-2  
SEMIVOLATILE ORGANICS ANALYSIS DATA SHEET

EPA SAMPLE NO.

E3N74MSD

Lab Name: MITKEM LABORATORIES Contract: EP-W-05-030  
 Lab Code: MITKEM Case No.: 38701 Mod. Ref No.: 1760.0 SDG No.: E3N36  
 Matrix: (SOIL/SED/WATER) SOIL Lab Sample ID: H1561-20AMSD  
 Sample wt/vol: 30.1 (g/mL) G Lab File ID: S2F9360.D  
 Level: (LOW/MED) LOW Extraction: (Type) SONC  
 % Moisture: 38 Decanted: (Y/N) N Date Received: 08/14/2009  
 Concentrated Extract Volume: 500 (uL) Date Extracted: 08/14/2009  
 Injection Volume: 2.0 (uL) GPC Factor: 2.00 Date Analyzed: 08/17/2009  
 GPC Cleanup: (Y/N) Y pH: 7.6 Dilution Factor: 1.0

CAS NO.	COMPOUND	CONCENTRATION UNITS:		Q
		(ug/L or ug/Kg)	UG/KG	
86-73-7	Fluorene		1500	
85-01-8	Phenanthrene		30000	E
120-12-7	Anthracene		3200	
206-44-0	Fluoranthene		43000	E
129-00-0	Pyrene		20000	E
56-55-3	Benzo(a)anthracene		6300	E
218-01-9	Chrysene		8900	E
205-99-2	Benzo(b)fluoranthene		9500	E
207-08-9	Benzo(k)fluoranthene		3100	
50-32-8	Benzo(a)pyrene		5500	E
193-39-5	Indeno(1,2,3-cd)pyrene		5100	E
53-70-3	Dibenzo(a,h)anthracene		2200	
191-24-2	Benzo(g,h,i)perylene		4300	

(1) Cannot be separated from Diphenylamine

PRELIMINARY

1F - FORM I SV-SIM  
SEMIVOLATILE SIM ORGANICS ANALYSIS DATA SHEET

EPA SAMPLE NO.

E3N36

Lab Name: MITKEM LABORATORIES Contract: EP-W-05-030  
 Lab Code: MITKEM Case No.: 38701 Mod. Ref No.: \_\_\_\_\_ SDG No.: E3N36  
 Matrix: (SOIL/SED/WATER) SOIL Lab Sample ID: H1561-01A  
 Sample wt/vol: 30.1 (g/mL) G Lab File ID: S4D5091.D  
 Extraction: (Type) SONC  
 % Moisture: 45 Decanted: (Y/N) N Date Received: 08/14/2009  
 Concentrated Extract Volume: 500 (uL) Date Extracted: 08/14/2009  
 Injection Volume: 2.0 (uL) GPC Factor: 2.00 Date Analyzed: 08/16/2009  
 GPC Cleanup: (Y/N) Y pH: 6.9 Dilution Factor: 8.0

CAS NO.	COMPOUND	CONCENTRATION UNITS:		Q
		(ug/L or ug/Kg)	UG/KG	
91-20-3	Naphthalene		110	
91-57-6	2-Methylnaphthalene		230	
208-96-8	Acenaphthylene		150	
83-32-9	Acenaphthene		490	E
86-73-7	Fluorene		740	E
85-01-8	Phenanthrene		3300	E
120-12-7	Anthracene		730	E
206-44-0	Fluoranthene		5200	E
129-00-0	Pyrene		1200	E
56-55-3	Benzo(a)anthracene		2400	E
218-01-9	Chrysene		2100	E
205-99-2	Benzo(b)fluoranthene		2900	E
207-08-9	Benzo(k)fluoranthene		2000	E
50-32-8	Benzo(a)pyrene		410	
193-39-5	Indeno(1,2,3-cd)pyrene		530	E
53-70-3	Dibenzo(a,h)anthracene		800	E
191-24-2	Benzo(g,h,i)perylene		54	

PRELIMINARY

1F - FORM I SV-SIM  
SEMIVOLATILE SIM ORGANICS ANALYSIS DATA SHEET

EPA SAMPLE NO.

E3N41

Lab Name: MITKEM LABORATORIES Contract: EP-W-05-030  
 Lab Code: MITKEM Case No.: 38701 Mod. Ref No.: \_\_\_\_\_ SDG No.: E3N36  
 Matrix: (SOIL/SED/WATER) SOIL Lab Sample ID: H1561-06A  
 Sample wt/vol: 30.1 (g/mL) G Lab File ID: S4D5084.D  
 Extraction: (Type) SONC  
 % Moisture: 22 Decanted: (Y/N) N Date Received: 08/14/2009  
 Concentrated Extract Volume: 500 (uL) Date Extracted: 08/14/2009  
 Injection Volume: 2.0 (uL) GPC Factor: 2.00 Date Analyzed: 08/16/2009  
 GPC Cleanup: (Y/N) Y pH: 7.4 Dilution Factor: 1.0

CAS NO.	COMPOUND	CONCENTRATION UNITS:		Q
		(ug/L or ug/Kg)	UG/KG	
91-20-3	Naphthalene		4.2	U
91-57-6	2-Methylnaphthalene		4.2	U
208-96-8	Acenaphthylene		4.2	U
83-32-9	Acenaphthene		4.2	U
86-73-7	Fluorene		4.2	U
85-01-8	Phenanthrene		5.3	
120-12-7	Anthracene		4.2	U
206-44-0	Fluoranthene		7.1	
129-00-0	Pyrene		4.2	U
56-55-3	Benzo(a)anthracene		4.2	U
218-01-9	Chrysene		5.6	
205-99-2	Benzo(b)fluoranthene		5.2	
207-08-9	Benzo(k)fluoranthene		4.2	U
50-32-8	Benzo(a)pyrene		4.2	U
193-39-5	Indeno(1,2,3-cd)pyrene		4.2	U
53-70-3	Dibenzo(a,h)anthracene		4.2	U
191-24-2	Benzo(g,h,i)perylene		4.2	U

PRELIMINARY

1F - FORM I SV-SIM  
SEMIVOLATILE SIM ORGANICS ANALYSIS DATA SHEET

EPA SAMPLE NO.

E3N54

Lab Name: MITKEM LABORATORIES Contract: EP-W-05-030  
 Lab Code: MITKEM Case No.: 38701 Mod. Ref No.:                      SDG No.: E3N36  
 Matrix: (SOIL/SED/WATER) SOIL Lab Sample ID: H1561-13A  
 Sample wt/vol: 30.1 (g/mL) G Lab File ID: S4D5092.D  
 Extraction: (Type) SONC  
 % Moisture: 36 Decanted: (Y/N) N Date Received: 08/14/2009  
 Concentrated Extract Volume: 500 (uL) Date Extracted: 08/14/2009  
 Injection Volume: 2.0 (uL) GPC Factor: 2.00 Date Analyzed: 08/16/2009  
 GPC Cleanup: (Y/N) Y pH: 7.8 Dilution Factor: 8.0

CAS NO.	COMPOUND	CONCENTRATION UNITS:		Q
		(ug/L or ug/Kg)	UG/KG	
91-20-3	Naphthalene		490	E
91-57-6	2-Methylnaphthalene		300	
208-96-8	Acenaphthylene		150	
83-32-9	Acenaphthene		610	E
86-73-7	Fluorene		840	E
85-01-8	Phenanthrene		3600	E
120-12-7	Anthracene		780	E
206-44-0	Fluoranthene		4500	E
129-00-0	Pyrene		2200	E
56-55-3	Benzo(a)anthracene		1800	E
218-01-9	Chrysene		1900	E
205-99-2	Benzo(b)fluoranthene		2400	E
207-08-9	Benzo(k)fluoranthene		1500	E
50-32-8	Benzo(a)pyrene		2000	E
193-39-5	Indeno(1,2,3-cd)pyrene		1400	E
53-70-3	Dibenzo(a,h)anthracene		620	E
191-24-2	Benzo(g,h,i)perylene		1600	E

PRELIMINARY

1F - FORM I SV-SIM  
SEMIVOLATILE SIM ORGANICS ANALYSIS DATA SHEET

EPA SAMPLE NO.

E3N55

Lab Name: MITKEM LABORATORIES Contract: EP-W-05-030  
 Lab Code: MITKEM Case No.: 38701 Mod. Ref No.: \_\_\_\_\_ SDG No.: E3N36  
 Matrix: (SOIL/SED/WATER) SOIL Lab Sample ID: H1561-14A  
 Sample wt/vol: 30.3 (g/mL) G Lab File ID: S4D5095.D  
 Extraction: (Type) SONC  
 % Moisture: 17 Decanted: (Y/N) N Date Received: 08/14/2009  
 Concentrated Extract Volume: 500 (uL) Date Extracted: 08/14/2009  
 Injection Volume: 2.0 (uL) GPC Factor: 2.00 Date Analyzed: 08/16/2009  
 GPC Cleanup: (Y/N) Y pH: 7.9 Dilution Factor: 1.0

CAS NO.	COMPOUND	CONCENTRATION UNITS:		Q
		(ug/L or ug/Kg)	UG/KG	
91-20-3	Naphthalene		9.9	
91-57-6	2-Methylnaphthalene		9.1	
208-96-8	Acenaphthylene		3.9	U
83-32-9	Acenaphthene		9.9	
86-73-7	Fluorene		13	
85-01-8	Phenanthrene		91	E
120-12-7	Anthracene		17	
206-44-0	Fluoranthene		110	E
129-00-0	Pyrene		72	E
56-55-3	Benzo(a)anthracene		58	E
218-01-9	Chrysene		54	E
205-99-2	Benzo(b)fluoranthene		63	E
207-08-9	Benzo(k)fluoranthene		27	
50-32-8	Benzo(a)pyrene		49	E
193-39-5	Indeno(1,2,3-cd)pyrene		33	
53-70-3	Dibenzo(a,h)anthracene		13	
191-24-2	Benzo(g,h,i)perylene		37	

PRELIMINARY

1F - FORM I SV-SIM  
SEMIVOLATILE SIM ORGANICS ANALYSIS DATA SHEET

EPA SAMPLE NO.

E3N56

Lab Name: MITKEM LABORATORIES Contract: EP-W-05-030  
 Lab Code: MITKEM Case No.: 38701 Mod. Ref No.:                      SDG No.: E3N36  
 Matrix: (SOIL/SED/WATER) SOIL Lab Sample ID: H1561-07A  
 Sample wt/vol: 30.1 (g/mL) G Lab File ID: S4D5085.D  
 Extraction: (Type) SONC  
 % Moisture: 42 Decanted: (Y/N) N Date Received: 08/14/2009  
 Concentrated Extract Volume: 500 (uL) Date Extracted: 08/14/2009  
 Injection Volume: 2.0 (uL) GPC Factor: 2.00 Date Analyzed: 08/16/2009  
 GPC Cleanup: (Y/N) Y pH: 7.7 Dilution Factor: 8.0

CAS NO.	COMPOUND	CONCENTRATION UNITS:		Q
		(ug/L or ug/Kg)	UG/KG	
91-20-3	Naphthalene		170	
91-57-6	2-Methylnaphthalene		320	
208-96-8	Acenaphthylene		280	
83-32-9	Acenaphthene		540	E
86-73-7	Fluorene		900	E
85-01-8	Phenanthrene		3900	E
120-12-7	Anthracene		1000	E
206-44-0	Fluoranthene		5700	E
129-00-0	Pyrene		3200	E
56-55-3	Benzo (a) anthracene		2900	E
218-01-9	Chrysene		2800	E
205-99-2	Benzo (b) fluoranthene		2800	E
207-08-9	Benzo (k) fluoranthene		1400	E
50-32-8	Benzo (a) pyrene		2200	E
193-39-5	Indeno (1, 2, 3-cd) pyrene		2100	E
53-70-3	Dibenzo (a, h) anthracene		810	E
191-24-2	Benzo (g, h, i) perylene		2400	E

PRELIMINARY



1F - FORM I SV-SIM  
SEMIVOLATILE SIM ORGANICS ANALYSIS DATA SHEET

EPA SAMPLE NO.

E3N57

Lab Name: MITKEM LABORATORIES Contract: EP-W-05-030  
 Lab Code: MITKEM Case No.: 38701 Mod. Ref No.: \_\_\_\_\_ SDG No.: E3N36  
 Matrix: (SOIL/SED/WATER) SOIL Lab Sample ID: H1561-08A  
 Sample wt/vol: 30.1 (g/mL) G Lab File ID: S4D5086.D  
 Extraction: (Type) SONC  
 % Moisture: 40 Decanted: (Y/N) N Date Received: 08/14/2009  
 Concentrated Extract Volume: 500 (uL) Date Extracted: 08/14/2009  
 Injection Volume: 2.0 (uL) GPC Factor: 2.00 Date Analyzed: 08/16/2009  
 GPC Cleanup: (Y/N) Y pH: 7.7 Dilution Factor: 8.0

CAS NO.	COMPOUND	CONCENTRATION UNITS:		Q
		(ug/L or ug/Kg)	UG/KG	
91-20-3	Naphthalene		180	
91-57-6	2-Methylnaphthalene		320	
208-96-8	Acenaphthylene		290	
83-32-9	Acenaphthene		620	E
86-73-7	Fluorene		1000	E
85-01-8	Phenanthrene		4700	E
120-12-7	Anthracene		1200	E
206-44-0	Fluoranthene		6800	E
129-00-0	Pyrene		3600	E
56-55-3	Benzo(a)anthracene		3000	E
218-01-9	Chrysene		3300	E
205-99-2	Benzo(b)fluoranthene		3300	E
207-08-9	Benzo(k)fluoranthene		1300	E
50-32-8	Benzo(a)pyrene		2500	E
193-39-5	Indeno(1,2,3-cd)pyrene		2300	E
53-70-3	Dibenzo(a,h)anthracene		920	E
191-24-2	Benzo(g,h,i)perylene		2600	E

PRELIMINARY

1F - FORM I SV-SIM  
SEMIVOLATILE SIM ORGANICS ANALYSIS DATA SHEET

EPA SAMPLE NO.

E3N61

Lab Name: MITKEM LABORATORIES Contract: EP-W-05-030  
 Lab Code: MITKEM Case No.: 38701 Mod. Ref No.:                      SDG No.: E3N36  
 Matrix: (SOIL/SED/WATER) SOIL Lab Sample ID: H1561-12A  
 Sample wt/vol: 30.3 (g/mL) G Lab File ID: S4D5094.D  
 Extraction: (Type) SONC  
 % Moisture: 26 Decanted: (Y/N) N Date Received: 08/14/2009  
 Concentrated Extract Volume: 500 (uL) Date Extracted: 08/14/2009  
 Injection Volume: 2.0 (uL) GPC Factor: 2.00 Date Analyzed: 08/16/2009  
 GPC Cleanup: (Y/N) Y pH: 7.9 Dilution Factor: 1.0

CAS NO.	COMPOUND	CONCENTRATION UNITS:		Q
		(ug/L or ug/Kg)	UG/KG	
91-20-3	Naphthalene		22	
91-57-6	2-Methylnaphthalene		11	
208-96-8	Acenaphthylene		4.4	U
83-32-9	Acenaphthene		7.0	
86-73-7	Fluorene		7.2	
85-01-8	Phenanthrene		22	
120-12-7	Anthracene		4.4	U
206-44-0	Fluoranthene		32	
129-00-0	Pyrene		19	
56-55-3	Benzo(a)anthracene		13	
218-01-9	Chrysene		20	
205-99-2	Benzo(b)fluoranthene		21	
207-08-9	Benzo(k)fluoranthene		9.0	
50-32-8	Benzo(a)pyrene		12	
193-39-5	Indeno(1,2,3-cd)pyrene		9.2	
53-70-3	Dibenzo(a,h)anthracene		4.4	U
191-24-2	Benzo(g,h,i)perylene		13	

PRELIMINARY

1F - FORM I SV-SIM  
SEMIVOLATILE SIM ORGANICS ANALYSIS DATA SHEET

EPA SAMPLE NO.

E3N62

Lab Name: MITKEM LABORATORIES Contract: EP-W-05-030  
 Lab Code: MITKEM Case No.: 38701 Mod. Ref No.: \_\_\_\_\_ SDG No.: E3N36  
 Matrix: (SOIL/SED/WATER) SOIL Lab Sample ID: H1561-15A  
 Sample wt/vol: 30.2 (g/mL) G Lab File ID: S4D5096.D  
 Extraction: (Type) SONC  
 % Moisture: 43 Decanted: (Y/N) N Date Received: 08/14/2009  
 Concentrated Extract Volume: 500 (uL) Date Extracted: 08/14/2009  
 Injection Volume: 2.0 (uL) GPC Factor: 2.00 Date Analyzed: 08/16/2009  
 GPC Cleanup: (Y/N) Y pH: 7.6 Dilution Factor: 8.0

CAS NO.	COMPOUND	CONCENTRATION UNITS:		Q
		(ug/L or ug/Kg)	UG/KG	
91-20-3	Naphthalene		600	E
91-57-6	2-Methylnaphthalene		700	E
208-96-8	Acenaphthylene		240	
83-32-9	Acenaphthene		880	E
86-73-7	Fluorene		1400	E
85-01-8	Phenanthrene		8100	E
120-12-7	Anthracene		1700	E
206-44-0	Fluoranthene		11000	E
129-00-0	Pyrene		4600	E
56-55-3	Benzo(a)anthracene		4200	E
218-01-9	Chrysene		3700	E
205-99-2	Benzo(b)fluoranthene		7400	E
207-08-9	Benzo(k)fluoranthene		4900	E
50-32-8	Benzo(a)pyrene		6500	E
193-39-5	Indeno(1,2,3-cd)pyrene		6100	E
53-70-3	Dibenzo(a,h)anthracene		2200	E
191-24-2	Benzo(g,h,i)perylene		6400	E

PRELIMINARY

1F - FORM I SV-SIM  
SEMIVOLATILE SIM ORGANICS ANALYSIS DATA SHEET

EPA SAMPLE NO.

E3N63

Lab Name: MITKEM LABORATORIES Contract: EP-W-05-030  
 Lab Code: MITKEM Case No.: 38701 Mod. Ref No.: \_\_\_\_\_ SDG No.: E3N36  
 Matrix: (SOIL/SED/WATER) SOIL Lab Sample ID: H1561-16A  
 Sample wt/vol: 30.1 (g/mL) G Lab File ID: S4D5097.D  
 Extraction: (Type) SONC  
 % Moisture: 42 Decanted: (Y/N) N Date Received: 08/14/2009  
 Concentrated Extract Volume: 500 (uL) Date Extracted: 08/14/2009  
 Injection Volume: 2.0 (uL) GPC Factor: 2.00 Date Analyzed: 08/16/2009  
 GPC Cleanup: (Y/N) Y pH: 8.0 Dilution Factor: 8.0

CAS NO.	COMPOUND	CONCENTRATION UNITS:		Q
		(ug/L or ug/Kg)	UG/KG	
91-20-3	Naphthalene		530	E
91-57-6	2-Methylnaphthalene		670	E
208-96-8	Acenaphthylene		210	
83-32-9	Acenaphthene		840	E
86-73-7	Fluorene		1300	E
85-01-8	Phenanthrene		7100	E
120-12-7	Anthracene		1400	E
206-44-0	Fluoranthene		9600	E
129-00-0	Pyrene		4500	E
56-55-3	Benzo(a)anthracene		4300	E
218-01-9	Chrysene		3500	E
205-99-2	Benzo(b)fluoranthene		6500	E
207-08-9	Benzo(k)fluoranthene		3000	E
50-32-8	Benzo(a)pyrene		5200	E
193-39-5	Indeno(1,2,3-cd)pyrene		4700	E
53-70-3	Dibenzo(a,h)anthracene		1900	E
191-24-2	Benzo(g,h,i)perylene		4900	E

PRELIMINARY

1F - FORM I SV-SIM  
SEMIVOLATILE SIM ORGANICS ANALYSIS DATA SHEET

EPA SAMPLE NO.

E3N64

Lab Name: MITKEM LABORATORIES Contract: EP-W-05-030  
 Lab Code: MITKEM Case No.: 38701 Mod. Ref No.: \_\_\_\_\_ SDG No.: E3N36  
 Matrix: (SOIL/SED/WATER) SOIL Lab Sample ID: H1561-17A  
 Sample wt/vol: 30.2 (g/mL) G Lab File ID: S4D5098.D  
 Extraction: (Type) SONC  
 % Moisture: 43 Decanted: (Y/N) N Date Received: 08/14/2009  
 Concentrated Extract Volume: 500 (uL) Date Extracted: 08/14/2009  
 Injection Volume: 2.0 (uL) GPC Factor: 2.00 Date Analyzed: 08/16/2009  
 GPC Cleanup: (Y/N) Y pH: 8.0 Dilution Factor: 8.0

CAS NO.	COMPOUND	CONCENTRATION UNITS:		Q
		(ug/L or ug/Kg)	UG/KG	
91-20-3	Naphthalene		500	E
91-57-6	2-Methylnaphthalene		460	
208-96-8	Acenaphthylene		200	
83-32-9	Acenaphthene		780	E
86-73-7	Fluorene		1300	E
85-01-8	Phenanthrene		6100	E
120-12-7	Anthracene		1100	E
206-44-0	Fluoranthene		8600	E
129-00-0	Pyrene		4000	E
56-55-3	Benzo(a)anthracene		3300	E
218-01-9	Chrysene		3100	E
205-99-2	Benzo(b)fluoranthene		3600	E
207-08-9	Benzo(k)fluoranthene		1700	E
50-32-8	Benzo(a)pyrene		2900	E
193-39-5	Indeno(1,2,3-cd)pyrene		2400	E
53-70-3	Dibenzo(a,h)anthracene		860	E
191-24-2	Benzo(g,h,i)perylene		2500	E

PRELIMINARY

1F - FORM I SV-SIM  
SEMIVOLATILE SIM ORGANICS ANALYSIS DATA SHEET

EPA SAMPLE NO.

E3N65

Lab Name: MITKEM LABORATORIES Contract: EP-W-05-030  
 Lab Code: MITKEM Case No.: 38701 Mod. Ref No.: \_\_\_\_\_ SDG No.: E3N36  
 Matrix: (SOIL/SED/WATER) SOIL Lab Sample ID: H1561-18A  
 Sample wt/vol: 30.4 (g/mL) G Lab File ID: S4D5099.D  
 Extraction: (Type) SONC  
 % Moisture: 44 Decanted: (Y/N) N Date Received: 08/14/2009  
 Concentrated Extract Volume: 500 (uL) Date Extracted: 08/14/2009  
 Injection Volume: 2.0 (uL) GPC Factor: 2.00 Date Analyzed: 08/16/2009  
 GPC Cleanup: (Y/N) Y pH: 8.1 Dilution Factor: 8.0

CAS NO.	COMPOUND	CONCENTRATION UNITS:		Q
		(ug/L or ug/Kg)	UG/KG	
91-20-3	Naphthalene		590	E
91-57-6	2-Methylnaphthalene		340	
208-96-8	Acenaphthylene		160	
83-32-9	Acenaphthene		600	E
86-73-7	Fluorene		870	E
85-01-8	Phenanthrene		5300	E
120-12-7	Anthracene		900	E
206-44-0	Fluoranthene		8200	E
129-00-0	Pyrene		3300	E
56-55-3	Benzo(a)anthracene		2600	E
218-01-9	Chrysene		2700	E
205-99-2	Benzo(b)fluoranthene		4300	E
207-08-9	Benzo(k)fluoranthene		2600	E
50-32-8	Benzo(a)pyrene		3700	E
193-39-5	Indeno(1,2,3-cd)pyrene		2800	E
53-70-3	Dibenzo(a,h)anthracene		1200	E
191-24-2	Benzo(g,h,i)perylene		3200	E

PRELIMINARY

1F - FORM I SV-SIM  
SEMIVOLATILE SIM ORGANICS ANALYSIS DATA SHEET

EPA SAMPLE NO.

E3N66

Lab Name: MITKEM LABORATORIES Contract: EP-W-05-030  
 Lab Code: MITKEM Case No.: 38701 Mod. Ref No.: \_\_\_\_\_ SDG No.: E3N36  
 Matrix: (SOIL/SED/WATER) SOIL Lab Sample ID: H1561-19A  
 Sample wt/vol: 30.2 (g/mL) G Lab File ID: S4D5100.D  
 Extraction: (Type) SONC  
 % Moisture: 42 Decanted: (Y/N) N Date Received: 08/14/2009  
 Concentrated Extract Volume: 500 (uL) Date Extracted: 08/14/2009  
 Injection Volume: 2.0 (uL) GPC Factor: 2.00 Date Analyzed: 08/16/2009  
 GPC Cleanup: (Y/N) Y pH: 7.9 Dilution Factor: 8.0

CAS NO.	COMPOUND	CONCENTRATION UNITS:		Q
		(ug/L or ug/Kg)	UG/KG	
91-20-3	Naphthalene		480	E
91-57-6	2-Methylnaphthalene		260	
208-96-8	Acenaphthylene		190	
83-32-9	Acenaphthene		710	E
86-73-7	Fluorene		960	E
85-01-8	Phenanthrene		4800	E
120-12-7	Anthracene		820	E
206-44-0	Fluoranthene		7400	E
129-00-0	Pyrene		3300	E
56-55-3	Benzo(a)anthracene		2900	E
218-01-9	Chrysene		2800	E
205-99-2	Benzo(b)fluoranthene		4400	E
207-08-9	Benzo(k)fluoranthene		2500	E
50-32-8	Benzo(a)pyrene		3500	E
193-39-5	Indeno(1,2,3-cd)pyrene		2700	E
53-70-3	Dibenzo(a,h)anthracene		1100	E
191-24-2	Benzo(g,h,i)perylene		3100	E

PRELIMINARY

1F - FORM I SV-SIM  
SEMIVOLATILE SIM ORGANICS ANALYSIS DATA SHEET

EPA SAMPLE NO.

E3N74

Lab Name: MITKEM LABORATORIES Contract: EP-W-05-030  
 Lab Code: MITKEM Case No.: 38701 Mod. Ref No.:                      SDG No.: E3N36  
 Matrix: (SOIL/SED/WATER) SOIL Lab Sample ID: H1561-20A  
 Sample wt/vol: 30.1 (g/mL) G Lab File ID: S4D5101.D  
 Extraction: (Type) SONC  
 % Moisture: 38 Decanted: (Y/N) N Date Received: 08/14/2009  
 Concentrated Extract Volume: 500 (uL) Date Extracted: 08/14/2009  
 Injection Volume: 2.0 (uL) GPC Factor: 2.00 Date Analyzed: 08/16/2009  
 GPC Cleanup: (Y/N) Y pH: 7.6 Dilution Factor: 8.0

CAS NO.	COMPOUND	CONCENTRATION UNITS:		Q
		(ug/L or ug/Kg)	UG/KG	
91-20-3	Naphthalene		340	
91-57-6	2-Methylnaphthalene		310	
208-96-8	Acenaphthylene		200	
83-32-9	Acenaphthene		560	E
86-73-7	Fluorene		760	E
85-01-8	Phenanthrene		3500	E
120-12-7	Anthracene		780	E
206-44-0	Fluoranthene		4300	E
129-00-0	Pyrene		2100	E
56-55-3	Benzo(a)anthracene		1600	E
218-01-9	Chrysene		1800	E
205-99-2	Benzo(b)fluoranthene		2300	E
207-08-9	Benzo(k)fluoranthene		1300	E
50-32-8	Benzo(a)pyrene		2000	E
193-39-5	Indeno(1,2,3-cd)pyrene		1500	E
53-70-3	Dibenzo(a,h)anthracene		550	E
191-24-2	Benzo(g,h,i)perylene		1500	E

PRELIMINARY



1F - FORM I SV-SIM  
SEMIVOLATILE SIM ORGANICS ANALYSIS DATA SHEET

EPA SAMPLE NO.

E3N74MS

Lab Name: MITKEM LABORATORIES Contract: EP-W-05-030  
 Lab Code: MITKEM Case No.: 38701 Mod. Ref No.: \_\_\_\_\_ SDG No.: E3N36  
 Matrix: (SOIL/SED/WATER) SOIL Lab Sample ID: H1561-20AMS  
 Sample wt/vol: 30.2 (g/mL) G Lab File ID: S4D5102.D  
 Extraction: (Type) SONC  
 % Moisture: 38 Decanted: (Y/N) N Date Received: 08/14/2009  
 Concentrated Extract Volume: 500 (uL) Date Extracted: 08/14/2009  
 Injection Volume: 2.0 (uL) GPC Factor: 2.00 Date Analyzed: 08/16/2009  
 GPC Cleanup: (Y/N) Y pH: 7.6 Dilution Factor: 8.0

CAS NO.	COMPOUND	CONCENTRATION UNITS:		Q
		(ug/L or ug/Kg)	UG/KG	
91-20-3	Naphthalene		500	E
91-57-6	2-Methylnaphthalene		460	E
208-96-8	Acenaphthylene		280	
83-32-9	Acenaphthene		770	E
86-73-7	Fluorene		1100	E
85-01-8	Phenanthrene		5900	E
120-12-7	Anthracene		1200	E
206-44-0	Fluoranthene		7300	E
129-00-0	Pyrene		3800	E
56-55-3	Benzo (a) anthracene		2800	E
218-01-9	Chrysene		2500	E
205-99-2	Benzo (b) fluoranthene		3700	E
207-08-9	Benzo (k) fluoranthene		1300	E
50-32-8	Benzo (a) pyrene		2900	E
193-39-5	Indeno (1,2,3-cd) pyrene		1800	E
53-70-3	Dibenzo (a, h) anthracene		760	E
191-24-2	Benzo (g, h, i) perylene		2000	E

PRELIMINARY

1F - FORM I SV-SIM  
SEMIVOLATILE SIM ORGANICS ANALYSIS DATA SHEET

EPA SAMPLE NO.

E3N74MSD

Lab Name: MITKEM LABORATORIES Contract: EP-W-05-030  
 Lab Code: MITKEM Case No.: 38701 Mod. Ref No.: \_\_\_\_\_ SDG No.: E3N36  
 Matrix: (SOIL/SED/WATER) SOIL Lab Sample ID: H1561-20AMSD  
 Sample wt/vol: 30.3 (g/mL) G Lab File ID: S4D5103.D  
 Extraction: (Type) SONC  
 % Moisture: 38 Decanted: (Y/N) N Date Received: 08/14/2009  
 Concentrated Extract Volume: 500 (uL) Date Extracted: 08/14/2009  
 Injection Volume: 2.0 (uL) GPC Factor: 2.00 Date Analyzed: 08/16/2009  
 GPC Cleanup: (Y/N) Y pH: 7.6 Dilution Factor: 8.0

CAS NO.	COMPOUND	CONCENTRATION UNITS:		Q
		(ug/L or ug/Kg)	UG/KG	
91-20-3	Naphthalene		490	E
91-57-6	2-Methylnaphthalene		480	E
208-96-8	Acenaphthylene		280	
83-32-9	Acenaphthene		770	E
86-73-7	Fluorene		1100	E
85-01-8	Phenanthrene		5700	E
120-12-7	Anthracene		1200	E
206-44-0	Fluoranthene		6900	E
129-00-0	Pyrene		3800	E
56-55-3	Benzo(a)anthracene		2700	E
218-01-9	Chrysene		2500	E
205-99-2	Benzo(b)fluoranthene		3500	E
207-08-9	Benzo(k)fluoranthene		1300	E
50-32-8	Benzo(a)pyrene		2700	E
193-39-5	Indeno(1,2,3-cd)pyrene		1700	E
53-70-3	Dibenzo(a,h)anthracene		690	E
191-24-2	Benzo(g,h,i)perylene		1900	E

PRELIMINARY

1H - FORM I ARO  
 AROCLOR ORGANICS ANALYSIS DATA SHEET

EPA SAMPLE NO.

E3N42

Lab Name: MITKEM LABORATORIES Contract: EP-W-05-030  
 Lab Code: MITKEM Case No.: 38701 Mod. Ref No.:                      SDG No.: E3N42  
 Matrix: (SOIL/SED/WATER) SOIL Lab Sample ID: H1563-06A  
 Sample wt/vol: 30.3 (g/mL) G Lab File ID: E4F0802F.D/E4F0802R.D  
 % Moisture: 46 Decanted: (Y/N) N Date Received: 08/14/2009  
 Extraction: (Type) SONC Date Extracted: 08/14/2009  
 Concentrated Extract Volume: 10000 (uL) Date Analyzed: 08/16/2009  
 Injection Volume: 1.0 (uL) GPC Factor: 1.00 Dilution Factor: 1.0  
 GPC Cleanup: (Y/N) N pH: 7.53 Sulfur Cleanup: (Y/N) Y  
 Acid Cleanup: (Y/N) Y 8/17/09ms

CAS NO.	COMPOUND	CONCENTRATION UNITS: UG/KG	
		(ug/L or ug/Kg)	Q
12674-11-2	Aroclor-1016	61	U
11104-28-2	Aroclor-1221	61	U
11141-16-5	Aroclor-1232	61	U
53469-21-9	Aroclor-1242	61	U
12672-29-6	Aroclor-1248	5400	EP
11097-69-1	Aroclor-1254	5600	EP
11096-82-5	Aroclor-1260	1800	EP
37324-23-5	Aroclor-1262	61	U
11100-14-4	Aroclor-1268	61	U

PRELIMINARY

1H - FORM I ARO  
 AROCLOR ORGANICS ANALYSIS DATA SHEET

EPA SAMPLE NO.

E3N44

Lab Name: MITKEM LABORATORIES Contract: EP-W-05-030  
 Lab Code: MITKEM Case No.: 38701 Mod. Ref No.:                      SDG No.: E3N42  
 Matrix: (SOIL/SED/WATER) SOIL Lab Sample ID: H1563-07A  
 Sample wt/vol: 30.3 (g/mL) G Lab File ID: E4F0803F.D/E4F0803R.D  
 % Moisture: 42 Decanted: (Y/N) N Date Received: 08/14/2009  
 Extraction: (Type) SONC Date Extracted: 08/14/2009  
 Concentrated Extract Volume: 10000 (uL) Date Analyzed: 08/16/2009  
 Injection Volume: 1.0 (uL) GPC Factor: 1.00 Dilution Factor: 1.0  
 GPC Cleanup: (Y/N) N pH: 7.86 Sulfur Cleanup: (Y/N) Y  
 Acid Cleanup: (Y/N) Y 8/17/09us

CAS NO.	COMPOUND	CONCENTRATION UNITS: UG/KG	
		(ug/L or ug/Kg)	Q
12674-11-2	Aroclor-1016	56	U
11104-28-2	Aroclor-1221	56	U
11141-16-5	Aroclor-1232	56	U
53469-21-9	Aroclor-1242	56	U
12672-29-6	Aroclor-1248	56	U
11097-69-1	Aroclor-1254	910	E
11096-82-5	Aroclor-1260	330	P
37324-23-5	Aroclor-1262	56	U
11100-14-4	Aroclor-1268	56	U

PRELIMINARY

1H - FORM I ARO  
 AROCLOR ORGANICS ANALYSIS DATA SHEET

EPA SAMPLE NO.

E3N45

Lab Name: MITKEM LABORATORIES Contract: EP-W-05-030  
 Lab Code: MITKEM Case No.: 38701 Mod. Ref No.: SDG No.: E3N42  
 Matrix: (SOIL/SED/WATER) SOIL Lab Sample ID: H1563-08A  
 Sample wt/vol: 30.4 (g/mL) G Lab File ID: E4F0804F.D/E4F0804R.D  
 % Moisture: 42 Decanted: (Y/N) N Date Received: 08/14/2009  
 Extraction: (Type) SONC Date Extracted: 08/14/2009  
 Concentrated Extract Volume: 10000 (uL) Date Analyzed: 08/16/2009  
 Injection Volume: 1.0 (uL) GPC Factor: 1.00 Dilution Factor: 1.0  
 GPC Cleanup: (Y/N) N pH: 7.77 Sulfur Cleanup: (Y/N) Y  
 Acid Cleanup: (Y/N) Y 8/17/09ms

CAS NO.	COMPOUND	CONCENTRATION UNITS: <u>UG/KG</u> (ug/L or ug/Kg)	<u>Q</u>
12674-11-2	Aroclor-1016	56	U
11104-28-2	Aroclor-1221	56	U
11141-16-5	Aroclor-1232	56	U
53469-21-9	Aroclor-1242	56	U
12672-29-6	Aroclor-1248	56	U
11097-69-1	Aroclor-1254	990	E
11096-82-5	Aroclor-1260	360	P
37324-23-5	Aroclor-1262	56	U
11100-14-4	Aroclor-1268	56	U

PRELIMINARY

1H - FORM I ARO  
 AROCLOR ORGANICS ANALYSIS DATA SHEET

EPA SAMPLE NO.

E3N46

Lab Name: MITKEM LABORATORIES Contract: EP-W-05-030  
 Lab Code: MITKEM Case No.: 38701 Mod. Ref No.: \_\_\_\_\_ SDG No.: E3N42  
 Matrix: (SOIL/SED/WATER) SOIL Lab Sample ID: H1563-09A  
 Sample wt/vol: 30.4 (g/mL) G Lab File ID: E4F0805F.D/E4F0805R.D  
 % Moisture: 39 Decanted: (Y/N) N Date Received: 08/14/2009  
 Extraction: (Type) SONC Date Extracted: 08/14/2009  
 Concentrated Extract Volume: 10000 (uL) Date Analyzed: 08/16/2009  
 Injection Volume: 1.0 (uL) GPC Factor: 1.00 Dilution Factor: 1.0  
 GPC Cleanup: (Y/N) N pH: 7.79 Sulfur Cleanup: (Y/N) Y  
 Acid Cleanup: (Y/N) Y 8/17/09/ks

CAS NO.	COMPOUND	CONCENTRATION UNITS:	
		(ug/L or ug/Kg)	UG/KG
12674-11-2	Aroclor-1016	53	U
11104-28-2	Aroclor-1221	53	U
11141-16-5	Aroclor-1232	53	U
53469-21-9	Aroclor-1242	53	U
12672-29-6	Aroclor-1248	53	U
11097-69-1	Aroclor-1254	41	PJ
11096-82-5	Aroclor-1260	59	P
37324-23-5	Aroclor-1262	53	U
11100-14-4	Aroclor-1268	53	U

**PRELIMINARY**

1H - FORM I ARO  
 AROCLOR ORGANICS ANALYSIS DATA SHEET

EPA SAMPLE NO.

E3N47

Lab Name: MITKEM LABORATORIES Contract: EP-W-05-030  
 Lab Code: MITKEM Case No.: 38701 Mod. Ref No.:                      SDG No.: E3N42  
 Matrix: (SOIL/SED/WATER) SOIL Lab Sample ID: H1563-10A  
 Sample wt/vol: 30.5 (g/mL) G Lab File ID: E4F0806F.D/E4F0806R.D  
 % Moisture: 43 Decanted: (Y/N) N Date Received: 08/14/2009  
 Extraction: (Type) SONC Date Extracted: 08/14/2009  
 Concentrated Extract Volume: 10000 (uL) Date Analyzed: 08/16/2009  
 Injection Volume: 1.0 (uL) GPC Factor: 1.00 Dilution Factor: 1.0  
 GPC Cleanup: (Y/N) N pH: 8.14 Sulfur Cleanup: (Y/N) Y  
 Acid Cleanup: (Y/N) Y 8/17/09us

CAS NO.	COMPOUND	CONCENTRATION UNITS:	
		(ug/L or ug/Kg)	UG/KG
12674-11-2	Aroclor-1016	57	U
11104-28-2	Aroclor-1221	57	U
11141-16-5	Aroclor-1232	57	U
53469-21-9	Aroclor-1242	57	U
12672-29-6	Aroclor-1248	57	U
11097-69-1	Aroclor-1254	57	U
11096-82-5	Aroclor-1260	57	U
37324-23-5	Aroclor-1262	57	U
11100-14-4	Aroclor-1268	57	U

PRELIMINARY

1H - FORM I ARO  
 AROCLOR ORGANICS ANALYSIS DATA SHEET

EPA SAMPLE NO.

E3N48

Lab Name: MITKEM LABORATORIES Contract: EP-W-05-030  
 Lab Code: MITKEM Case No.: 38701 Mod. Ref No.:                      SDG No.: E3N42  
 Matrix: (SOIL/SED/WATER) SOIL Lab Sample ID: H1563-11A  
 Sample wt/vol: 30.1 (g/mL) G Lab File ID: E4F0807F.D/E4F0807R.D  
 % Moisture: 22 Decanted: (Y/N) N Date Received: 08/14/2009  
 Extraction: (Type) SONC Date Extracted: 08/14/2009  
 Concentrated Extract Volume: 10000 (uL) Date Analyzed: 08/16/2009  
 Injection Volume: 1.0 (uL) GPC Factor: 1.00 Dilution Factor: 1.0  
 GPC Cleanup: (Y/N) N pH: 7.49 Sulfur Cleanup: (Y/N) Y  
 Acid Cleanup: (Y/N) Y 8/17/09ub

CAS NO.	COMPOUND	CONCENTRATION UNITS:	
		(ug/L or ug/Kg)	UG/KG
12674-11-2	Aroclor-1016	42	U
11104-28-2	Aroclor-1221	42	U
11141-16-5	Aroclor-1232	42	U
53469-21-9	Aroclor-1242	42	U
12672-29-6	Aroclor-1248	42	U
11097-69-1	Aroclor-1254	42	U
11096-82-5	Aroclor-1260	42	U
37324-23-5	Aroclor-1262	42	U
11100-14-4	Aroclor-1268	42	U

PRELIMINARY



1H - FORM I ARO  
 AROCLOR ORGANICS ANALYSIS DATA SHEET

EPA SAMPLE NO.

E3N49

Lab Name: MITKEM LABORATORIES Contract: EP-W-05-030  
 Lab Code: MITKEM Case No.: 38701 Mod. Ref No.: \_\_\_\_\_ SDG No.: E3N42  
 Matrix: (SOIL/SED/WATER) SOIL Lab Sample ID: H1563-12A  
 Sample wt/vol: 30.1 (g/mL) G Lab File ID: E4F0808F.D/E4F0808R.D  
 % Moisture: 39 Decanted: (Y/N) N Date Received: 08/14/2009  
 Extraction: (Type) SONC Date Extracted: 08/14/2009  
 Concentrated Extract Volume: 10000 (uL) Date Analyzed: 08/16/2009  
 Injection Volume: 1.0 (uL) GPC Factor: 1.00 Dilution Factor: 1.0  
 GPC Cleanup: (Y/N) N pH: 7.37 Sulfur Cleanup: (Y/N) Y  
 Acid Cleanup: (Y/N) Y *8/17/09 u3*

CAS NO.	COMPOUND	CONCENTRATION UNITS: UG/KG (ug/L or ug/Kg)	Q
12674-11-2	Aroclor-1016	54	U
11104-28-2	Aroclor-1221	54	U
11141-16-5	Aroclor-1232	54	U
53469-21-9	Aroclor-1242	54	U
12672-29-6	Aroclor-1248	54	U
11097-69-1	Aroclor-1254	740	
11096-82-5	Aroclor-1260	260	P
37324-23-5	Aroclor-1262	54	U
11100-14-4	Aroclor-1268	54	U

PRELIMINARY

1H - FORM I ARO  
 AROCLOR ORGANICS ANALYSIS DATA SHEET

EPA SAMPLE NO.

E3N50

Lab Name: MITKEM LABORATORIES Contract: EP-W-05-030  
 Lab Code: MITKEM Case No.: 38701 Mod. Ref No.:                      SDG No.: E3N42  
 Matrix: (SOIL/SED/WATER) SOIL Lab Sample ID: H1563-13A  
 Sample wt/vol: 30.2 (g/mL) G Lab File ID: E4F0809F.D/E4F0809R.D  
 % Moisture: 34 Decanted: (Y/N) N Date Received: 08/14/2009  
 Extraction: (Type) SONC Date Extracted: 08/14/2009  
 Concentrated Extract Volume: 10000 (uL) Date Analyzed: 08/16/2009  
 Injection Volume: 1.0 (uL) GPC Factor: 1.00 Dilution Factor: 1.0  
 GPC Cleanup: (Y/N) N pH: 7.68 Sulfur Cleanup: (Y/N) Y  
 Acid Cleanup: (Y/N) Y 8/17/09uo

CAS NO.	COMPOUND	CONCENTRATION UNITS: UG/KG	
		(ug/L or ug/Kg)	Q
12674-11-2	Aroclor-1016	50	U
11104-28-2	Aroclor-1221	50	U
11141-16-5	Aroclor-1232	50	U
53469-21-9	Aroclor-1242	50	U
12672-29-6	Aroclor-1248	50	U
11097-69-1	Aroclor-1254	600	
11096-82-5	Aroclor-1260	230	P
37324-23-5	Aroclor-1262	50	U
11100-14-4	Aroclor-1268	50	U

PRELIMINARY

1H - FORM I ARO  
 AROCLOR ORGANICS ANALYSIS DATA SHEET

EPA SAMPLE NO.

E3N51

Lab Name: MITKEM LABORATORIES Contract: EP-W-05-030  
 Lab Code: MITKEM Case No.: 38701 Mod. Ref No.:                      SDG No.: E3N42  
 Matrix: (SOIL/SED/WATER) SOIL Lab Sample ID: H1563-14A  
 Sample wt/vol: 30.2 (g/mL) G Lab File ID: E4F0810F.D/E4F0810R.D  
 % Moisture: 37 Decanted: (Y/N) N Date Received: 08/14/2009  
 Extraction: (Type) SONC Date Extracted: 08/14/2009  
 Concentrated Extract Volume: 10000 (uL) Date Analyzed: 08/16/2009  
 Injection Volume: 1.0 (uL) GPC Factor: 1.00 Dilution Factor: 1.0  
 GPC Cleanup: (Y/N) N pH: 7.73 Sulfur Cleanup: (Y/N) Y  
 Acid Cleanup: (Y/N) Y 8/17/09u3

CAS NO.	COMPOUND	CONCENTRATION UNITS: UG/KG (ug/L or ug/Kg)	Q
12674-11-2	Aroclor-1016	52	U
11104-28-2	Aroclor-1221	52	U
11141-16-5	Aroclor-1232	52	U
53469-21-9	Aroclor-1242	52	U
12672-29-6	Aroclor-1248	52	U
11097-69-1	Aroclor-1254	310	
11096-82-5	Aroclor-1260	130	P
37324-23-5	Aroclor-1262	52	U
11100-14-4	Aroclor-1268	52	U

PRELIMINARY

1H - FORM I ARO  
 AROCLOR ORGANICS ANALYSIS DATA SHEET

EPA SAMPLE NO.

E3N52

Lab Name: MITKEM LABORATORIES Contract: EP-W-05-030  
 Lab Code: MITKEM Case No.: 38701 Mod. Ref No.: \_\_\_\_\_ SDG No.: E3N42  
 Matrix: (SOIL/SED/WATER) SOIL Lab Sample ID: H1563-15A  
 Sample wt/vol: 30.3 (g/mL) G Lab File ID: E4F0811F.D/E4F0811R.D  
 % Moisture: 32 Decanted: (Y/N) N Date Received: 08/14/2009  
 Extraction: (Type) SONC Date Extracted: 08/14/2009  
 Concentrated Extract Volume: 10000 (uL) Date Analyzed: 08/16/2009  
 Injection Volume: 1.0 (uL) GPC Factor: 1.00 Dilution Factor: 1.0  
 GPC Cleanup: (Y/N) N pH: 7.79 Sulfur Cleanup: (Y/N) Y  
 Acid Cleanup: (Y/N) Y 8/17/09 us

CAS NO.	COMPOUND	CONCENTRATION UNITS: UG/KG	
		(ug/L or ug/Kg)	Q
12674-11-2	Aroclor-1016	48	U
11104-28-2	Aroclor-1221	48	U
11141-16-5	Aroclor-1232	48	U
53469-21-9	Aroclor-1242	48	U
12672-29-6	Aroclor-1248	48	U
11097-69-1	Aroclor-1254	48	U
11096-82-5	Aroclor-1260	48	U
37324-23-5	Aroclor-1262	48	U
11100-14-4	Aroclor-1268	48	U

**PRELIMINARY**

1H - FORM I ARO  
 AROCLOR ORGANICS ANALYSIS DATA SHEET

EPA SAMPLE NO.

E3N53

Lab Name: MITKEM LABORATORIES Contract: EP-W-05-030  
 Lab Code: MITKEM Case No.: 38701 Mod. Ref No.: SDG No.: E3N42  
 Matrix: (SOIL/SED/WATER) SOIL Lab Sample ID: H1563-16A  
 Sample wt/vol: 30.3 (g/mL) G Lab File ID: E4F0812F.D/E4F0812R.D  
 % Moisture: 32 Decanted: (Y/N) N Date Received: 08/14/2009  
 Extraction: (Type) SONC Date Extracted: 08/14/2009  
 Concentrated Extract Volume: 10000 (uL) Date Analyzed: 08/16/2009  
 Injection Volume: 1.0 (uL) GPC Factor: 1.00 Dilution Factor: 1.0  
 GPC Cleanup: (Y/N) N pH: 7.86 Sulfur Cleanup: (Y/N) Y  
 Acid Cleanup: (Y/N) Y 8/17/09

CAS NO.	COMPOUND	CONCENTRATION UNITS:	
		(ug/L or ug/Kg)	UG/KG
12674-11-2	Aroclor-1016	48	U
11104-28-2	Aroclor-1221	48	U
11141-16-5	Aroclor-1232	48	U
53469-21-9	Aroclor-1242	48	U
12672-29-6	Aroclor-1248	48	U
11097-69-1	Aroclor-1254	48	U
11096-82-5	Aroclor-1260	48	U
37324-23-5	Aroclor-1262	48	U
11100-14-4	Aroclor-1268	48	U

PRELIMINARY

1H - FORM I ARO  
 AROCLOR ORGANICS ANALYSIS DATA SHEET

EPA SAMPLE NO.

E3N67

Lab Name: MITKEM LABORATORIES Contract: EP-W-05-030  
 Lab Code: MITKEM Case No.: 38701 Mod. Ref No.: \_\_\_\_\_ SDG No.: E3N42  
 Matrix: (SOIL/SED/WATER) SOIL Lab Sample ID: H1563-01A  
 Sample wt/vol: 30.1 (g/mL) G Lab File ID: E4F0797F.D/E4F0797R.D  
 % Moisture: 40 Decanted: (Y/N) N Date Received: 08/14/2009  
 Extraction: (Type) SONC Date Extracted: 08/14/2009  
 Concentrated Extract Volume: 10000 (uL) Date Analyzed: 08/16/2009  
 Injection Volume: 1.0 (uL) GPC Factor: 1.00 Dilution Factor: 1.0  
 GPC Cleanup: (Y/N) N pH: 7.87 Sulfur Cleanup: (Y/N) Y  
 Acid Cleanup: (Y/N) Y

CAS NO.	COMPOUND	CONCENTRATION UNITS: <u>UG/KG</u>	
		(ug/L or ug/Kg)	<u>Q</u>
12674-11-2	Aroclor-1016	55	U
11104-28-2	Aroclor-1221	55	U
11141-16-5	Aroclor-1232	55	U
53469-21-9	Aroclor-1242	55	U
12672-29-6	Aroclor-1248	55	U
11097-69-1	Aroclor-1254	55	U
11096-82-5	Aroclor-1260	58	P
37324-23-5	Aroclor-1262	55	U
11100-14-4	Aroclor-1268	55	U

PRELIMINARY

SOM01.2 (6/2007)

1H - FORM I ARO  
 AROCLOR ORGANICS ANALYSIS DATA SHEET

EPA SAMPLE NO.

E3N68

Lab Name: MITKEM LABORATORIES Contract: EP-W-05-030  
 Lab Code: MITKEM Case No.: 38701 Mod. Ref No.: SDG No.: E3N42  
 Matrix: (SOIL/SED/WATER) SOIL Lab Sample ID: H1563-02A  
 Sample wt/vol: 30.2 (g/mL) G Lab File ID: E4F0798F.D/E4F0798R.D  
 % Moisture: 17 Decanted: (Y/N) N Date Received: 08/14/2009  
 Extraction: (Type) SONC Date Extracted: 08/14/2009  
 Concentrated Extract Volume: 10000 (uL) Date Analyzed: 08/16/2009  
 Injection Volume: 1.0 (uL) GPC Factor: 1.00 Dilution Factor: 1.0  
 GPC Cleanup: (Y/N) N pH: 7.91 Sulfur Cleanup: (Y/N) Y  
 Acid Cleanup: (Y/N) Y 8/17/09us

CAS NO.	COMPOUND	CONCENTRATION UNITS:	
		(ug/L or ug/Kg)	UG/KG
12674-11-2	Aroclor-1016	39	U
11104-28-2	Aroclor-1221	39	U
11141-16-5	Aroclor-1232	39	U
53469-21-9	Aroclor-1242	39	U
12672-29-6	Aroclor-1248	39	U
11097-69-1	Aroclor-1254	39	U
11096-82-5	Aroclor-1260	39	U
37324-23-5	Aroclor-1262	39	U
11100-14-4	Aroclor-1268	39	U

PRELIMINARY

1H - FORM I ARO  
 AROCLOR ORGANICS ANALYSIS DATA SHEET

EPA SAMPLE NO.

E3N69

Lab Name: MITKEM LABORATORIES Contract: EP-W-05-030  
 Lab Code: MITKEM Case No.: 38701 Mod. Ref No.: SDG No.: E3N42  
 Matrix: (SOIL/SED/WATER) SOIL Lab Sample ID: H1563-03A  
 Sample wt/vol: 30.1 (g/mL) G Lab File ID: E4F0799F.D/E4F0799R.D  
 % Moisture: 43 Decanted: (Y/N) N Date Received: 08/14/2009  
 Extraction: (Type) SONC Date Extracted: 08/14/2009  
 Concentrated Extract Volume: 10000 (uL) Date Analyzed: 08/16/2009  
 Injection Volume: 1.0 (uL) GPC Factor: 1.00 Dilution Factor: 1.0  
 GPC Cleanup: (Y/N) N pH: 7.39 Sulfur Cleanup: (Y/N) Y  
 Acid Cleanup: (Y/N) Y *8/17/09us*

CAS NO.	COMPOUND	CONCENTRATION UNITS:	
		(ug/L or ug/Kg)	UG/KG
12674-11-2	Aroclor-1016	58	U
11104-28-2	Aroclor-1221	58	U
11141-16-5	Aroclor-1232	58	U
53469-21-9	Aroclor-1242	58	U
12672-29-6	Aroclor-1248	5400	E
11097-69-1	Aroclor-1254	4300	E
11096-82-5	Aroclor-1260	1400	EP
37324-23-5	Aroclor-1262	58	U
11100-14-4	Aroclor-1268	58	U

PRELIMINARY



1H - FORM I ARO  
 AROCLOR ORGANICS ANALYSIS DATA SHEET

EPA SAMPLE NO.

E3N70

Lab Name: MITKEM LABORATORIES Contract: EP-W-05-030  
 Lab Code: MITKEM Case No.: 38701 Mod. Ref No.:                      SDG No.: E3N42  
 Matrix: (SOIL/SED/WATER) SOIL Lab Sample ID: H1563-04A  
 Sample wt/vol: 30.1 (g/mL) G Lab File ID: E4F0800F.D/E4F0800R.D  
 % Moisture: 39 Decanted: (Y/N) N Date Received: 08/14/2009  
 Extraction: (Type) SONC Date Extracted: 08/14/2009  
 Concentrated Extract Volume: 10000 (uL) Date Analyzed: 08/16/2009  
 Injection Volume: 1.0 (uL) GPC Factor: 1.00 Dilution Factor: 1.0  
 GPC Cleanup: (Y/N) N pH: 7.51 Sulfur Cleanup: (Y/N) Y  
 Acid Cleanup: (Y/N) Y *8/17/09ms*

CAS NO.	COMPOUND	CONCENTRATION UNITS: UG/KG	
		(ug/L or ug/Kg)	Q
12674-11-2	Aroclor-1016	54	U
11104-28-2	Aroclor-1221	54	U
11141-16-5	Aroclor-1232	54	U
53469-21-9	Aroclor-1242	54	U
12672-29-6	Aroclor-1248	1800	EP
11097-69-1	Aroclor-1254	2600	E
11096-82-5	Aroclor-1260	820	EP
37324-23-5	Aroclor-1262	54	U
11100-14-4	Aroclor-1268	54	U

PRELIMINARY

1H - FORM I ARO  
 AROCLOR ORGANICS ANALYSIS DATA SHEET

EPA SAMPLE NO.

E3N71

Lab Name: MITKEM LABORATORIES Contract: EP-W-05-030  
 Lab Code: MITKEM Case No.: 38701 Mod. Ref No.:                      SDG No.: E3N42  
 Matrix: (SOIL/SED/WATER) SOIL Lab Sample ID: H1563-05A  
 Sample wt/vol: 30.1 (g/mL) G Lab File ID: E4F0801F.D/E4F0801R.D  
 % Moisture: 41 Decanted: (Y/N) N Date Received: 08/14/2009  
 Extraction: (Type) SONC Date Extracted: 08/14/2009  
 Concentrated Extract Volume: 10000 (uL) Date Analyzed: 08/16/2009  
 Injection Volume: 1.0 (uL) GPC Factor: 1.00 Dilution Factor: 1.0  
 GPC Cleanup: (Y/N) N pH: 7.12 Sulfur Cleanup: (Y/N) Y  
 Acid Cleanup: (Y/N) Y 8/17/09us

CAS NO.	COMPOUND	CONCENTRATION UNITS:	
		UG/KG	Q
12674-11-2	Aroclor-1016	56	U
11104-28-2	Aroclor-1221	56	U
11141-16-5	Aroclor-1232	56	U
53469-21-9	Aroclor-1242	56	U
12672-29-6	Aroclor-1248	520	P
11097-69-1	Aroclor-1254	1100	E
11096-82-5	Aroclor-1260	410	P
37324-23-5	Aroclor-1262	56	U
11100-14-4	Aroclor-1268	56	U

PRELIMINARY

1H - FORM I ARO  
 AROCLOR ORGANICS ANALYSIS DATA SHEET

EPA SAMPLE NO.

E3N85

Lab Name: MITKEM LABORATORIES Contract: EP-W-05-030  
 Lab Code: MITKEM Case No.: 38701 Mod. Ref No.:                      SDG No.: E3N42  
 Matrix: (SOIL/SED/WATER) SOIL Lab Sample ID: H1563-17A  
 Sample wt/vol: 30.1 (g/mL) G Lab File ID: E4F0813F.D/E4F0813R.D  
 % Moisture: 37 Decanted: (Y/N) N Date Received: 08/14/2009  
 Extraction: (Type) SONC Date Extracted: 08/14/2009  
 Concentrated Extract Volume: 10000 (uL) Date Analyzed: 08/16/2009  
 Injection Volume: 1.0 (uL) GPC Factor: 1.00 Dilution Factor: 1.0  
 GPC Cleanup: (Y/N) N pH: 7.46 Sulfur Cleanup: (Y/N) Y  
 Acid Cleanup: (Y/N) Y 8/17/09uz

CAS NO.	COMPOUND	CONCENTRATION UNITS:	
		(ug/L or ug/Kg)	UG/KG
12674-11-2	Aroclor-1016	52	U
11104-28-2	Aroclor-1221	52	U
11141-16-5	Aroclor-1232	52	U
53469-21-9	Aroclor-1242	52	U
12672-29-6	Aroclor-1248	52	U
11097-69-1	Aroclor-1254	470	
11096-82-5	Aroclor-1260	190	P
37324-23-5	Aroclor-1262	52	U
11100-14-4	Aroclor-1268	52	U

PRELIMINARY

SOM01.2 (6/2007)

1H - FORM I ARO  
 AROCLOR ORGANICS ANALYSIS DATA SHEET

EPA SAMPLE NO.

E3N86

Lab Name: MITKEM LABORATORIES Contract: EP-W-05-030  
 Lab Code: MITKEM Case No.: 38701 Mod. Ref No.: \_\_\_\_\_ SDG No.: E3N42  
 Matrix: (SOIL/SED/WATER) SOIL Lab Sample ID: H1563-18A  
 Sample wt/vol: 30.1 (g/mL) G Lab File ID: E4F0814F.D/E4F0814R.D  
 % Moisture: 36 Decanted: (Y/N) N Date Received: 08/14/2009  
 Extraction: (Type) SONC Date Extracted: 08/14/2009  
 Concentrated Extract Volume: 10000 (uL) Date Analyzed: 08/16/2009  
 Injection Volume: 1.0 (uL) GPC Factor: 1.00 Dilution Factor: 1.0  
 GPC Cleanup: (Y/N) N pH: 6.93 Sulfur Cleanup: (Y/N) Y  
 Acid Cleanup: (Y/N) Y 8/17/0945

CAS NO.	COMPOUND	CONCENTRATION UNITS: UG/KG	
		(ug/L or ug/Kg)	Q
12674-11-2	Aroclor-1016	51	U
11104-28-2	Aroclor-1221	51	U
11141-16-5	Aroclor-1232	51	U
53469-21-9	Aroclor-1242	51	U
12672-29-6	Aroclor-1248	1000	EP
11097-69-1	Aroclor-1254	1100	E
11096-82-5	Aroclor-1260	340	P
37324-23-5	Aroclor-1262	51	U
11100-14-4	Aroclor-1268	51	U

PRELIMINARY

1H - FORM I ARO  
 AROCLOR ORGANICS ANALYSIS DATA SHEET

EPA SAMPLE NO.

E3N87

Lab Name: MITKEM LABORATORIES Contract: EP-W-05-030  
 Lab Code: MITKEM Case No.: 38701 Mod. Ref No.: \_\_\_\_\_ SDG No.: E3N42  
 Matrix: (SOIL/SED/WATER) SOIL Lab Sample ID: H1563-19A  
 Sample wt/vol: 30.0 (g/mL) G Lab File ID: E4F0815F.D/E4F0815R.D  
 % Moisture: 39 Decanted: (Y/N) N Date Received: 08/14/2009  
 Extraction: (Type) SONC Date Extracted: 08/14/2009  
 Concentrated Extract Volume: 10000 (uL) Date Analyzed: 08/16/2009  
 Injection Volume: 1.0 (uL) GPC Factor: 1.00 Dilution Factor: 1.0  
 GPC Cleanup: (Y/N) N pH: 7.15 Sulfur Cleanup: (Y/N) Y  
 Acid Cleanup: (Y/N) Y *8/17/09ub*

CAS NO.	COMPOUND	CONCENTRATION UNITS: UG/KG	
		(ug/L or ug/Kg)	Q
12674-11-2	Aroclor-1016	54	U
11104-28-2	Aroclor-1221	54	U
11141-16-5	Aroclor-1232	54	U
53469-21-9	Aroclor-1242	54	U
12672-29-6	Aroclor-1248	54	U
11097-69-1	Aroclor-1254	54	U
11096-82-5	Aroclor-1260	54	U
37324-23-5	Aroclor-1262	54	U
11100-14-4	Aroclor-1268	54	U

**PRELIMINARY**

1H - FORM I ARO  
 AROCLOR ORGANICS ANALYSIS DATA SHEET

EPA SAMPLE NO.

E3N88

Lab Name: MITKEM LABORATORIES Contract: EP-W-05-030  
 Lab Code: MITKEM Case No.: 38701 Mod. Ref No.: SDG No.: E3N42  
 Matrix: (SOIL/SED/WATER) SOIL Lab Sample ID: H1563-20A  
 Sample wt/vol: 30.0 (g/mL) G Lab File ID: E4F0816F.D/E4F0816R.D  
 % Moisture: 36 Decanted: (Y/N) N Date Received: 08/14/2009  
 Extraction: (Type) SONC Date Extracted: 08/14/2009  
 Concentrated Extract Volume: 10000 (uL) Date Analyzed: 08/16/2009  
 Injection Volume: 1.0 (uL) GPC Factor: 1.00 Dilution Factor: 1.0  
 GPC Cleanup: (Y/N) N pH: 7.28 Sulfur Cleanup: (Y/N) Y  
 Acid Cleanup: (Y/N) Y 8/17/09 us

CAS NO.	COMPOUND	CONCENTRATION UNITS:	
		(ug/L or ug/Kg)	UG/KG
12674-11-2	Aroclor-1016	52	U
11104-28-2	Aroclor-1221	52	U
11141-16-5	Aroclor-1232	52	U
53469-21-9	Aroclor-1242	52	U
12672-29-6	Aroclor-1248	52	U
11097-69-1	Aroclor-1254	52	U
11096-82-5	Aroclor-1260	52	U
37324-23-5	Aroclor-1262	52	U
11100-14-4	Aroclor-1268	52	U

PRELIMINARY

1H - FORM I ARO  
 AROCLOR ORGANICS ANALYSIS DATA SHEET

EPA SAMPLE NO.

E3N88MS (1)

Lab Name: MITKEM LABORATORIES Contract: EP-W-05-030  
 Lab Code: MITKEM Case No.: 38701 Mod. Ref No.: SDG No.: E3N42  
 Matrix: (SOIL/SED/WATER) SOIL Lab Sample ID: H1563-20AMS  
 Sample wt/vol: 30 (g/mL) G Lab File ID: E4F0817F.D  
 % Moisture: 36 Decanted: (Y/N) N Date Received: 08/14/2009  
 Extraction: (Type) SONC Date Extracted: 08/14/2009  
 Concentrated Extract Volume: 10000 (uL) Date Analyzed: 08/16/2009  
 Injection Volume: 1.0 (uL) GPC Factor: 1.00 Dilution Factor: 1.0  
 GPC Cleanup: (Y/N) N pH: 7.28 Sulfur Cleanup: (Y/N) Y  
 Acid Cleanup: (Y/N) Y 8/17/09

CAS NO.	COMPOUND	CONCENTRATION UNITS: UG/KG	
		(ug/L or ug/Kg)	Q
12674-11-2	Aroclor-1016	170	
11104-28-2	Aroclor-1221	52	U
11141-16-5	Aroclor-1232	52	U
53469-21-9	Aroclor-1242	52	U
12672-29-6	Aroclor-1248	52	U
11097-69-1	Aroclor-1254	52	U
11096-82-5	Aroclor-1260	160	
37324-23-5	Aroclor-1262	52	U
11100-14-4	Aroclor-1268	52	U

**PRELIMINARY**  
 SOM01.2 (6/2007)

1H - FORM I ARO  
 AROCLOR ORGANICS ANALYSIS DATA SHEET

EPA SAMPLE NO.

E3N88MS (2)

Lab Name: MITKEM LABORATORIES Contract: EP-W-05-030  
 Lab Code: MITKEM Case No.: 38701 Mod. Ref No.:                      SDG No.: E3N42  
 Matrix: (SOIL/SED/WATER) SOIL Lab Sample ID: H1563-20AMS  
 Sample wt/vol: 30 (g/mL) G Lab File ID: E4F0817R.D  
 % Moisture: 36 Decanted: (Y/N) N Date Received: 08/14/2009  
 Extraction: (Type) SONC Date Extracted: 08/14/2009  
 Concentrated Extract Volume: 10000 (uL) Date Analyzed: 08/16/2009  
 Injection Volume: 1.0 (uL) GPC Factor: 1.00 Dilution Factor: 1.0  
 GPC Cleanup: (Y/N) N pH: 7.28 Sulfur Cleanup: (Y/N) Y  
 Acid Cleanup: (Y/N) Y 8/17/09ms

CAS NO.	COMPOUND	CONCENTRATION UNITS:	
		(ug/L or ug/Kg)	UG/KG
12674-11-2	Aroclor-1016		150
11104-28-2	Aroclor-1221		52 U
11141-16-5	Aroclor-1232		52 U
53469-21-9	Aroclor-1242		52 U
12672-29-6	Aroclor-1248		52 U
11097-69-1	Aroclor-1254		52 U
11096-82-5	Aroclor-1260		140
37324-23-5	Aroclor-1262		52 U
11100-14-4	Aroclor-1268		52 U

PRELIMINARY



1H - FORM I ARO  
 AROCLOR ORGANICS ANALYSIS DATA SHEET

EPA SAMPLE NO.

E3N88MSD(1)

Lab Name: MITKEM LABORATORIES Contract: EP-W-05-030  
 Lab Code: MITKEM Case No.: 38701 Mod. Ref No.: \_\_\_\_\_ SDG No.: E3N42  
 Matrix: (SOIL/SED/WATER) SOIL Lab Sample ID: H1563-20AMSD  
 Sample wt/vol: 30.1 (g/mL) G Lab File ID: E4F0818F.D  
 % Moisture: 36 Decanted: (Y/N) N Date Received: 08/14/2009  
 Extraction: (Type) SONC Date Extracted: 08/14/2009  
 Concentrated Extract Volume: 10000 (uL) Date Analyzed: 08/16/2009  
 Injection Volume: 1.0 (uL) GPC Factor: 1.00 Dilution Factor: 1.0  
 GPC Cleanup: (Y/N) N pH: 7.28 Sulfur Cleanup: (Y/N) Y  
 Acid Cleanup: (Y/N) Y 8/17/0949

CAS NO.	COMPOUND	CONCENTRATION UNITS:	
		(ug/L or ug/Kg)	UG/KG
12674-11-2	Aroclor-1016	160	
11104-28-2	Aroclor-1221	51	U
11141-16-5	Aroclor-1232	51	U
53469-21-9	Aroclor-1242	51	U
12672-29-6	Aroclor-1248	51	U
11097-69-1	Aroclor-1254	51	U
11096-82-5	Aroclor-1260	140	
37324-23-5	Aroclor-1262	51	U
11100-14-4	Aroclor-1268	51	U

PRELIMINARY

1H - FORM I ARO  
 AROCLOR ORGANICS ANALYSIS DATA SHEET

EPA SAMPLE NO.

E3N88MSD(2)

Lab Name: MITKEM LABORATORIES Contract: EP-W-05-030  
 Lab Code: MITKEM Case No.: 38701 Mod. Ref No.: \_\_\_\_\_ SDG No.: E3N42  
 Matrix: (SOIL/SED/WATER) SOIL Lab Sample ID: H1563-20AMSD  
 Sample wt/vol: 30.1 (g/mL) G Lab File ID: E4F0818R.D  
 % Moisture: 36 Decanted: (Y/N) N Date Received: 08/14/2009  
 Extraction: (Type) SONC Date Extracted: 08/14/2009  
 Concentrated Extract Volume: 10000 (uL) Date Analyzed: 08/16/2009  
 Injection Volume: 1.0 (uL) GPC Factor: 1.00 Dilution Factor: 1.0  
 GPC Cleanup: (Y/N) N pH: 7.28 Sulfur Cleanup: (Y/N) Y  
 Acid Cleanup: (Y/N) Y

*7.28  
8/17/09*

CAS NO.	COMPOUND	CONCENTRATION UNITS:	
		(ug/L or ug/Kg)	UG/KG
12674-11-2	Aroclor-1016		140
11104-28-2	Aroclor-1221		51 U
11141-16-5	Aroclor-1232		51 U
53469-21-9	Aroclor-1242		51 U
12672-29-6	Aroclor-1248		51 U
11097-69-1	Aroclor-1254		51 U
11096-82-5	Aroclor-1260		130
37324-23-5	Aroclor-1262		51 U
11100-14-4	Aroclor-1268		51 U

**PRELIMINARY**

10C - FORM X ARO  
IDENTIFICATION SUMMARY  
FOR MULTICOMPONENT ANALYTES

EPA SAMPLE NO.

E3N42

Lab Name: MITKEM LABORATORIES Contract: EP-W-05-030  
Lab Code: MITKEM Case No.: 38701 Mod. Ref No.: SDG No.: E3N42  
Lab Sample ID: H1563-06A Date(s) Analyzed: 08/16/2009 08/16/2009  
Instrument ID (1): E4 Instrument ID (2): E4  
GC Column(1): CLPPest ID: 0.53 (mm) GC Column(2): CLPPestII ID: 0.53 (MM)

ANALYTE	PEAK	RT	RT WINDOW		CONCENTRATION		±D
			FROM	TO	PEAK	MEAN	
Aroclor-1248	1	4.837	5.004	5.144	5447.1860	6851.301093	
	2	5.731	5.343	5.483	5480.0921		
COLUMN 1	3	6.022	5.539	5.679	9626.6252		
	4						
	5						
COLUMN 2	1	6.679	5.762	5.902	4115.6349		
	2	7.126	6.094	6.234	6568.5512		
	3	7.511	6.366	6.506	5432.6287		
	4						
	5						
Aroclor-1254	1	6.405	5.816	5.957	15480.5828	9000.876357	
	2	6.561	5.946	6.086	5416.8276		
COLUMN 1	3	6.956	6.455	6.595	6105.2186		
	4						
	5						
COLUMN 2	1	8.241	6.718	6.858	5301.3812		
	2	8.545	6.861	7.001	5560.9287		
	3	8.770	7.142	7.282	5806.6726		
	4						
	5						
Aroclor-1260	1	7.228	6.780	6.920	3371.6265	1759.432281	
	2	8.690	7.600	7.740	787.2505		
COLUMN 1	3	9.077	7.969	8.109	1119.4199		
	4						
	5						
COLUMN 2	1	9.026	7.832	7.972	5281.1891		
	2	9.317	8.694	8.834	5002.8978		
	3	11.283	9.212	9.352	996.2216		
	4						
	5						
					3760.102823	113.7	

At least 3 peaks for each column are required for identification of multicomponent analytes

**PRELIMINARY**

10C - FORM X ARO  
IDENTIFICATION SUMMARY  
FOR MULTICOMPONENT ANALYTES

EPA SAMPLE NO.

E3N44

Lab Name: MITKEM LABORATORIES Contract: EP-W-05-030  
 Lab Code: MITKEM Case No.: 38701 Mod. Ref No.: SDG No.: E3N42  
 Lab Sample ID: H1563-07A Date(s) Analyzed: 08/16/2009 08/16/2009  
 Instrument ID (1): E4 Instrument ID (2): E4  
 GC Column(1): CLPPest ID: 0.53 (mm) GC Column(2): CLPPestII ID: 0.53 (MM)

ANALYTE	PEAK	RT	RT WINDOW		CONCENTRATION		%D
			FROM	TO	PEAK	MEAN	
Aroclor-1254	1	6.388	5.816	5.957	1175.6100	1039.735049	
	2	6.548	5.946	6.086	922.3286		
COLUMN 1	3	6.942	6.455	6.595	1021.2666		
	4						
	5						
COLUMN 2	1	8.233	6.718	6.858	854.7573	905.821156	14.8
	2	8.537	6.861	7.001	912.5015		
	3	8.763	7.142	7.282	950.2047		
	4						
	5						
Aroclor-1260	1	7.213	6.780	6.920	618.1573	327.599754	
	2	8.675	7.600	7.740	154.3712		
COLUMN 1	3	9.064	7.969	8.109	210.2708		
	4						
	5						
COLUMN 2	1	9.019	7.832	7.972	783.2782	643.876245	96.5
	2	9.312	8.694	8.834	967.5442		
	3	11.276	9.212	9.352	180.8063		
	4						
	5						

At least 3 peaks for each column are required for identification of multicomponent analytes

**PRELIMINARY**

10C - FORM X ARO  
IDENTIFICATION SUMMARY  
FOR MULTICOMPONENT ANALYTES

EPA SAMPLE NO.

E3N45

Lab Name: MITKEM LABORATORIES Contract: EP-W-05-030  
 Lab Code: MITKEM Case No.: 38701 Mod. Ref No.: SDG No.: E3N42  
 Lab Sample ID: H1563-08A Date(s) Analyzed: 08/16/2009 08/16/2009  
 Instrument ID (1): E4 Instrument ID (2): E4  
 GC Column(1): CLPPest ID: 0.53 (mm) GC Column(2): CLPPestII ID: 0.53 (MM)

ANALYTE	PEAK	RT	RT WINDOW		CONCENTRATION		%D
			FROM	TO	PEAK	MEAN	
Aroclor-1254	1	6.388	5.816	5.957	1146.8598	1028.497771	
	2	6.547	5.946	6.086	928.9719		
COLUMN 1	3	6.942	6.455	6.595	1009.6616		
	4						
	5						
COLUMN 2	1	8.233	6.718	6.858	903.2026	987.852147	4.1
	2	8.537	6.861	7.001	952.6582		
	3	8.762	7.142	7.282	1107.6956		
	4						
	5						
Aroclor-1260	1	7.214	6.780	6.920	653.0931	355.487731	
	2	8.675	7.600	7.740	177.2642		
COLUMN 1	3	9.063	7.969	8.109	236.1059		
	4						
	5						
COLUMN 2	1	9.017	7.832	7.972	798.1435	675.410301	90.0
	2	9.312	8.694	8.834	1026.9303		
	3	11.277	9.212	9.352	201.1571		
	4						
	5						

At least 3 peaks for each column are required for identification of multicomponent analytes

**PRELIMINARY**

10C - FORM X ARO  
 IDENTIFICATION SUMMARY  
 FOR MULTICOMPONENT ANALYTES

EPA SAMPLE NO.

E3N46

Lab Name: MITKEM LABORATORIES Contract: EP-W-05-030  
 Lab Code: MITKEM Case No.: 38701 Mod. Ref No.: SDG No.: E3N42  
 Lab Sample ID: H1563-09A Date(s) Analyzed: 08/16/2009 08/16/2009  
 Instrument ID (1): E4 Instrument ID (2): E4  
 GC Column(1): CLPPest ID: 0.53 (mm) GC Column(2): CLPPestII ID: 0.53 (MM)

ANALYTE	PEAK	RT	RT WINDOW		CONCENTRATION		%D
			FROM	TO	PEAK	MEAN	
Aroclor-1254	1	6.406	5.816	5.957	96.1206	77.311413	
	2	6.518	5.946	6.086	83.8034		
COLUMN 1	3	6.946	6.455	6.595	52.0102		
	4						
	5						
COLUMN 2	1	8.215	6.718	6.858	49.1716	41.085222	88.2
	2	8.536	6.861	7.001	31.6130		
	3	8.761	7.142	7.282	42.4711		
	4						
	5						
Aroclor-1260	1	7.256	6.780	6.920	94.1964	58.808772	
	2	8.671	7.600	7.740	13.7780		
COLUMN 1	3	9.125	7.969	8.109	68.4519		
	4						
	5						
COLUMN 2	1	9.016	7.832	7.972	28.1684	127.701153	117.1
	2	9.303	8.694	8.834	316.6555		
	3	11.268	9.212	9.352	38.2796		
	4						
	5						

At least 3 peaks for each column are required for identification of multicomponent analytes

**PRELIMINARY**

10C - FORM X ARO  
IDENTIFICATION SUMMARY  
FOR MULTICOMPONENT ANALYTES

EPA SAMPLE NO.

E3N49

Lab Name: MITKEM LABORATORIES Contract: EP-W-05-030  
 Lab Code: MITKEM Case No.: 38701 Mod. Ref No.: SDG No.: E3N42  
 Lab Sample ID: H1563-12A Date(s) Analyzed: 08/16/2009 08/16/2009  
 Instrument ID (1): E4 Instrument ID (2): E4  
 GC Column(1): CLPPest ID: 0.53 (mm) GC Column(2): CLPPestII ID: 0.53 (MM)

ANALYTE	PEAK	RT	RT WINDOW		CONCENTRATION		%D
			FROM	TO	PEAK	MEAN	
Aroclor-1254	1	6.384	5.816	5.957	698.1594	738.690410	
	2	6.546	5.946	6.086	734.6784		
	3	6.937	6.455	6.595	783.2334		
	4						
	5						
COLUMN 1	1	8.230	6.718	6.858	754.6256	785.943648	6.4
	2	8.535	6.861	7.001	761.9069		
	3	8.760	7.142	7.282	841.2984		
	4						
	5						
COLUMN 2	1	7.210	6.780	6.920	480.7413	263.732108	
	2	8.672	7.600	7.740	138.0491		
	3	9.059	7.969	8.109	172.4060		
	4						
	5						
Aroclor-1260	1	9.016	7.832	7.972	649.3011	522.843356	98.2
	2	9.307	8.694	8.834	761.8671		
	3	11.274	9.212	9.352	157.3619		
	4						
	5						
COLUMN 2							

At least 3 peaks for each column are required for identification of multicomponent analytes

**PRELIMINARY**

10C - FORM X ARO  
IDENTIFICATION SUMMARY  
FOR MULTICOMPONENT ANALYTES

EPA SAMPLE NO.

E3N50

Lab Name: MITKEM LABORATORIES Contract: EP-W-05-030  
 Lab Code: MITKEM Case No.: 38701 Mod. Ref No.: SDG No.: E3N42  
 Lab Sample ID: H1563-13A Date(s) Analyzed: 08/16/2009 08/16/2009  
 Instrument ID (1): E4 Instrument ID (2): E4  
 GC Column(1): CLPPest ID: 0.53 (mm) GC Column(2): CLPPestII ID: 0.53 (MM)

ANALYTE	PEAK	RT	RT WINDOW		CONCENTRATION		%D
			FROM	TO	PEAK	MEAN	
Aroclor-1254	1	6.383	5.816	5.957	725.3653	639.709615	
	2	6.545	5.946	6.086	590.7375		
COLUMN 1	3	6.937	6.455	6.595	603.0260		
	4						
	5						
COLUMN 2	1	8.230	6.718	6.858	573.1786	602.100944	6.2
	2	8.535	6.861	7.001	568.8480		
	3	8.760	7.142	7.282	664.2762		
	4						
	5						
Aroclor-1260	1	7.209	6.780	6.920	400.2919	229.210039	
	2	8.671	7.600	7.740	130.4820		
COLUMN 1	3	9.058	7.969	8.109	156.8563		
	4						
	5						
COLUMN 2	1	9.015	7.832	7.972	511.8746	422.647238	84.4
	2	9.305	8.694	8.834	630.0863		
	3	11.272	9.212	9.352	125.9808		
	4						
	5						

At least 3 peaks for each column are required for identification of multicomponent analytes

**PRELIMINARY**



10C - FORM X ARO  
IDENTIFICATION SUMMARY  
FOR MULTICOMPONENT ANALYTES

EPA SAMPLE NO.

E3N51

Lab Name: MITKEM LABORATORIES Contract: EP-W-05-030  
 Lab Code: MITKEM Case No.: 38701 Mod. Ref No.: SDG No.: E3N42  
 Lab Sample ID: H1563-14A Date(s) Analyzed: 08/16/2009 08/16/2009  
 Instrument ID (1): E4 Instrument ID (2): E4  
 GC Column(1): CLPPest ID: 0.53 (mm) GC Column(2): CLPPestII ID: 0.53 (MM)

ANALYTE	PEAK	RT	RT WINDOW		CONCENTRATION		%D
			FROM	TO	PEAK	MEAN	
Aroclor-1254	1	6.386	5.816	5.957	317.1184	307.627694	
	2	6.544	5.946	6.086	284.8909		
COLUMN 1	3	6.937	6.455	6.595	320.8738		
	4						
	5						
COLUMN 2	1	8.230	6.718	6.858	312.1935	348.912206	13.4
	2	8.534	6.861	7.001	327.3855		
	3	8.760	7.142	7.282	407.1577		
	4						
	5						
Aroclor-1260	1	7.210	6.780	6.920	223.0054	128.549175	
	2	8.671	7.600	7.740	71.4414		
COLUMN 1	3	9.059	7.969	8.109	91.2007		
	4						
	5						
COLUMN 2	1	9.016	7.832	7.972	280.7384	246.312400	91.6
	2	9.309	8.694	8.834	371.6239		
	3	11.274	9.212	9.352	86.5749		
	4						
	5						

At least 3 peaks for each column are required for identification of multicomponent analytes

**PRELIMINARY**

10C - FORM X ARO  
IDENTIFICATION SUMMARY  
FOR MULTICOMPONENT ANALYTES

EPA SAMPLE NO.

E3N67

Lab Name: MITKEM LABORATORIES Contract: EP-W-05-030  
 Lab Code: MITKEM Case No.: 38701 Mod. Ref No.: SDG No.: E3N42  
 Lab Sample ID: H1563-01A Date(s) Analyzed: 08/16/2009 08/16/2009  
 Instrument ID (1): E4 Instrument ID (2): E4  
 GC Column(1): CLPPest ID: 0.53 (mm) GC Column(2): CLPPestII ID: 0.53 (MM)

ANALYTE	PEAK	RT	RT WINDOW		CONCENTRATION		%D	
			FROM	TO	PEAK	MEAN		
Aroclor-1260	1	7.212	6.780	6.920	30.9658	57.765035		
	2	8.675	7.600	7.740	24.2340			
	3	9.125	7.969	8.109	118.0953			
COLUMN 1		4						
COLUMN 1		5						
COLUMN 2	1	8.990	7.832	7.972	25.8731	97.222730	68.3	
	2	9.335	8.694	8.834	193.5242			
	3	11.264	9.212	9.352	72.2710			
	COLUMN 2		4					
	COLUMN 2		5					

At least 3 peaks for each column are required for identification of multicomponent analytes

**PRELIMINARY**

10C - FORM X ARO  
 IDENTIFICATION SUMMARY  
 FOR MULTICOMPONENT ANALYTES

EPA SAMPLE NO.

E3N69

Lab Name: MITKEM LABORATORIES Contract: EP-W-05-030  
 Lab Code: MITKEM Case No.: 38701 Mod. Ref No.: SDG No.: E3N42  
 Lab Sample ID: H1563-03A Date(s) Analyzed: 08/16/2009 08/16/2009  
 Instrument ID (1): E4 Instrument ID (2): E4  
 GC Column(1): CLPPest ID: 0.53 (mm) GC Column(2): CLPPestII ID: 0.53 (MM)

ANALYTE	PEAK	RT	RT WINDOW		CONCENTRATION		%D
			FROM	TO	PEAK	MEAN	
Aroclor-1248	1	4.831	5.004	5.144	5318.1498	6445.366002	
	2	5.724	5.343	5.483	5552.9861		
COLUMN 1	3	6.013	5.539	5.679	8464.9621		
	4						
	5						
COLUMN 2	1	6.672	5.762	5.902	4532.9627		
	2	7.118	6.094	6.234	6206.2353		
	3	7.498	6.366	6.506	5317.1659		
	4						
	5						
Aroclor-1254	1	6.385	5.816	5.957	5435.0510	4990.615583	
	2	6.550	5.946	6.086	4488.4716		
COLUMN 1	3	6.943	6.455	6.595	5048.3242		
	4						
	5						
COLUMN 2	1	8.233	6.718	6.858	4279.8166		
	2	8.537	6.861	7.001	4506.8926		
	3	8.762	7.142	7.282	4220.8702		
	4						
	5						
Aroclor-1260	1	7.215	6.780	6.920	2516.3720	1354.113837	
	2	8.678	7.600	7.740	646.3434		
COLUMN 1	3	9.065	7.969	8.109	899.6261		
	4						
	5						
COLUMN 2	1	9.019	7.832	7.972	4306.4612		
	2	9.310	8.694	8.834	3709.5971		
	3	11.277	9.212	9.352	764.2563		
	4						
	5						
					2926.771497	116.1	

At least 3 peaks for each column are required for identification of multicomponent analytes

PRELIMINARY

10C - FORM X ARO  
IDENTIFICATION SUMMARY  
FOR MULTICOMPONENT ANALYTES

EPA SAMPLE NO.

E3N70

Lab Name: MITKEM LABORATORIES Contract: EP-W-05-030  
 Lab Code: MITKEM Case No.: 38701 Mod. Ref No.: SDG No.: E3N42  
 Lab Sample ID: H1563-04A Date(s) Analyzed: 08/16/2009 08/16/2009  
 Instrument ID (1): E4 Instrument ID (2): E4  
 GC Column(1): CLPPest ID: 0.53 (mm) GC Column(2): CLPPestII ID: 0.53 (MM)

ANALYTE	PEAK	RT	RT WINDOW		CONCENTRATION		%D
			FROM	TO	PEAK	MEAN	
Aroclor-1248	1	4.830	5.004	5.144	1904.0860	2583.931347	
	2	5.723	5.343	5.483	1870.6877		
	3	6.017	5.539	5.679	3977.0204		
	4						
	5						
COLUMN 1	1	6.678	5.762	5.902	1044.9749	1779.734900	45.2
	2	7.122	6.094	6.234	2449.9938		
	3	7.508	6.366	6.506	1844.2361		
	4						
	5						
COLUMN 2	1	6.392	5.816	5.957	2914.1987	2746.682947	
	2	6.555	5.946	6.086	2517.1265		
	3	6.948	6.455	6.595	2808.7236		
	4						
	5						
Aroclor-1254	1	8.238	6.718	6.858	2435.7276	2556.002930	7.5
	2	8.542	6.861	7.001	2552.9160		
	3	8.767	7.142	7.282	2679.3652		
	4						
	5						
COLUMN 1	1	7.220	6.780	6.920	1558.1624	819.967006	
	2	8.682	7.600	7.740	384.2298		
	3	9.070	7.969	8.109	517.5088		
	4						
	5						
COLUMN 2	1	9.023	7.832	7.972	2263.1331	1706.743909	108.1
	2	9.315	8.694	8.834	2396.3361		
	3	11.282	9.212	9.352	460.7625		
	4						
	5						

At least 3 peaks for each column are required for identification of multicomponent analytes

**PRELIMINARY**

10C - FORM X ARO  
IDENTIFICATION SUMMARY  
FOR MULTICOMPONENT ANALYTES

EPA SAMPLE NO.

E3N71

Lab Name: MITKEM LABORATORIES Contract: EP-W-05-030  
 Lab Code: MITKEM Case No.: 38701 Mod. Ref No.: SDG No.: E3N42  
 Lab Sample ID: H1563-05A Date(s) Analyzed: 08/16/2009 08/16/2009  
 Instrument ID (1): E4 Instrument ID (2): E4  
 GC Column(1): CLPPest ID: 0.53 (mm) GC Column(2): CLPPestII ID: 0.53 (MM)

ANALYTE	PEAK	RT	RT WINDOW		CONCENTRATION		%D
			FROM	TO	PEAK	MEAN	
Aroclor-1248	1	4.824	5.004	5.144	815.3905	961.882193	
	2	5.719	5.343	5.483	566.6393		
	3	6.011	5.539	5.679	1503.6167		
	4						
	5						
COLUMN 1	1	6.675	5.762	5.902	207.6968	523.987653	83.6
	2	7.119	6.094	6.234	813.1472		
	3	7.510	6.366	6.506	551.1190		
	4						
	5						
COLUMN 2	1	6.392	5.816	5.957	1444.8724	1217.517068	
	2	6.552	5.946	6.086	1056.2433		
	3	6.945	6.455	6.595	1151.4355		
	4						
	5						
Aroclor-1254	1	8.235	6.718	6.858	1002.0030	1090.269875	11.7
	2	8.539	6.861	7.001	1039.0084		
	3	8.764	7.142	7.282	1229.7982		
	4						
	5						
COLUMN 1	1	7.218	6.780	6.920	741.0678	413.384152	
	2	8.678	7.600	7.740	223.0448		
	3	9.066	7.969	8.109	276.0399		
	4						
	5						
COLUMN 2	1	9.020	7.832	7.972	898.0643	760.118330	83.9
	2	9.314	8.694	8.834	1136.2114		
	3	11.277	9.212	9.352	246.0792		
	4						
	5						

At least 3 peaks for each column are required for identification of multicomponent analytes

**PRELIMINARY**

10C - FORM X ARO  
IDENTIFICATION SUMMARY  
FOR MULTICOMPONENT ANALYTES

EPA SAMPLE NO.

E3N85

Lab Name: MITKEM LABORATORIES Contract: EP-W-05-030  
 Lab Code: MITKEM Case No.: 38701 Mod. Ref No.: SDG No.: E3N42  
 Lab Sample ID: H1563-17A Date(s) Analyzed: 08/16/2009 08/16/2009  
 Instrument ID (1): E4 Instrument ID (2): E4  
 GC Column(1): CLPPest ID: 0.53 (mm) GC Column(2): CLPPestII ID: 0.53 (MM)

ANALYTE	PEAK	RT	RT WINDOW		CONCENTRATION		%D
			FROM	TO	PEAK	MEAN	
Aroclor-1254	1	6.388	5.816	5.957	566.5745	489.008244	
	2	6.549	5.946	6.086	444.4227		
	3	6.943	6.455	6.595	456.0275		
	4						
	5						
COLUMN 1	1	8.235	6.718	6.858	428.8537	469.136977	4.2
	2	8.538	6.861	7.001	428.2041		
	3	8.763	7.142	7.282	550.3531		
	4						
	5						
COLUMN 2	1	7.214	6.780	6.920	317.9752	188.349578	
	2	8.675	7.600	7.740	108.5662		
	3	9.063	7.969	8.109	138.5074		
	4						
	5						
Aroclor-1260	1	9.017	7.832	7.972	376.8110	333.423520	77.0
	2	9.311	8.694	8.834	503.0063		
	3	11.274	9.212	9.352	120.4533		
	4						
	5						
COLUMN 2							

At least 3 peaks for each column are required for identification of multicomponent analytes

**PRELIMINARY**

10C - FORM X ARO  
IDENTIFICATION SUMMARY  
FOR MULTICOMPONENT ANALYTES

EPA SAMPLE NO.

E3N86

Lab Name: MITKEM LABORATORIES Contract: EP-W-05-030  
 Lab Code: MITKEM Case No.: 38701 Mod. Ref No.: SDG No.: E3N42  
 Lab Sample ID: H1563-18A Date(s) Analyzed: 08/16/2009 08/16/2009  
 Instrument ID (1): E4 Instrument ID (2): E4  
 GC Column(1): CLPPest ID: 0.53 (mm) GC Column(2): CLPPestII ID: 0.53 (MM)

ANALYTE	PEAK	RT	RT WINDOW		CONCENTRATION		%D
			FROM	TO	PEAK	MEAN	
Aroclor-1248	1	4.829	5.004	5.144	1027.6557	1360.725219	
	2	5.721	5.343	5.483	1152.0767		
	3	6.012	5.539	5.679	1902.4432		
	4						
	5						
COLUMN 1	1	6.674	5.762	5.902	746.2394	1023.880225	32.9
	2	7.118	6.094	6.234	1348.2189		
	3	7.503	6.366	6.506	977.1824		
	4						
	5						
COLUMN 2	1	6.389	5.816	5.957	1399.8769	1259.334468	
	2	6.551	5.946	6.086	1153.4304		
	3	6.943	6.455	6.595	1224.6961		
	4						
	5						
Aroclor-1254	1	8.235	6.718	6.858	1122.8094	1094.520405	15.1
	2	8.539	6.861	7.001	1112.4407		
	3	8.763	7.142	7.282	1048.3111		
	4						
	5						
COLUMN 2	1	7.216	6.780	6.920	648.0796	341.549080	
	2	8.678	7.600	7.740	162.4965		
	3	9.065	7.969	8.109	214.0712		
	4						
	5						
Aroclor-1260	1	9.021	7.832	7.972	982.3525	726.446494	112.7
	2	9.313	8.694	8.834	1017.9388		
	3	11.279	9.212	9.352	179.0482		
	4						
	5						

At least 3 peaks for each column are required for identification of multicomponent analytes

**PRELIMINARY**

10C - FORM X ARO  
 IDENTIFICATION SUMMARY  
 FOR MULTICOMPONENT ANALYTES

EPA SAMPLE NO.

E3N88MS

Lab Name: MITKEM LABORATORIES Contract: EP-W-05-030  
 Lab Code: MITKEM Case No.: 38701 Mod. Ref No.: SDG No.: E3N42  
 Lab Sample ID: H1563-20AMS Date(s) Analyzed: 08/16/2009 08/16/2009  
 Instrument ID (1): E4 Instrument ID (2): E4  
 GC Column(1): CLPPest ID: 0.53 (mm) GC Column(2): CLPPestII ID: 0.53 (MM)

ANALYTE	PEAK	RT	RT WINDOW		CONCENTRATION		%D
			FROM	TO	PEAK	MEAN	
Aroclor-1016	1	3.075	3.786	3.926	187.8455	174.660827	
	2	3.662	4.232	4.372	175.8794		
COLUMN 1	3	4.827	4.737	4.878	160.2575		
	4						
	5						
COLUMN 2	1	4.330	4.586	4.726	159.3454		
	2	5.826	5.339	5.479	156.3785		
	3	6.669	5.388	5.528	144.9788		
	4						
	5						
Aroclor-1260	1	7.203	6.780	6.920	152.5972	155.177814	
	2	8.670	7.600	7.740	157.3229		
COLUMN 1	3	9.057	7.969	8.109	155.6133		
	4						
	5						
COLUMN 2	1	8.989	7.832	7.972	150.2995		
	2	9.305	8.694	8.834	146.3370		
	3	11.273	9.212	9.352	135.4849		
	4						
	5						
					144.040454	7.7	

At least 3 peaks for each column are required for identification of multicomponent analytes

**PRELIMINARY**



10C - FORM X ARO  
IDENTIFICATION SUMMARY  
FOR MULTICOMPONENT ANALYTES

EPA SAMPLE NO.

E3N88MSD

Lab Name: MITKEM LABORATORIES Contract: EP-W-05-030  
 Lab Code: MITKEM Case No.: 38701 Mod. Ref No.: SDG No.: E3N42  
 Lab Sample ID: H1563-20AMSD Date(s) Analyzed: 08/16/2009 08/16/2009  
 Instrument ID (1): E4 Instrument ID (2): E4  
 GC Column(1): CLPPest ID: 0.53 (mm) GC Column(2): CLPPestII ID: 0.53 (MM)

ANALYTE	PEAK	RT	RT WINDOW		CONCENTRATION		%D
			FROM	TO	PEAK	MEAN	
Aroclor-1016	1	3.077	3.786	3.926	163.8851	156.019091	
	2	3.665	4.232	4.372	157.8450		
COLUMN 1	3	4.831	4.737	4.878	146.3271		
	4						
	5						
COLUMN 2	1	4.330	4.586	4.726	143.0324	140.531944	11.0
	2	5.825	5.339	5.479	140.6485		
	3	6.668	5.388	5.528	137.9149		
	4						
	5						
Aroclor-1260	1	7.203	6.780	6.920	141.2482	142.086135	
	2	8.668	7.600	7.740	142.8800		
COLUMN 1	3	9.055	7.969	8.109	142.1301		
	4						
	5						
COLUMN 2	1	8.989	7.832	7.972	135.0869	128.664848	10.4
	2	9.302	8.694	8.834	130.1724		
	3	11.269	9.212	9.352	120.7352		
	4						
	5						

At least 3 peaks for each column are required for identification of multicomponent analytes

**PRELIMINARY**



Contract Laboratory Program

Sample Delivery Group (SDG)
Cover Sheet

SDG Number E3N42

Laboratory Name Mitkem Laboratories Lab Code MITKEM
Contract No. EP-W-05-030 Case No. 38701
Analysis Price \$437 SDG Turnaround 21 days with PR

EPA Sample Numbers in SDG (Listed in Numerical Order)

Table with 4 columns and 7 rows listing EPA sample numbers from 01) E3N42 to 22) E3N88MSD. The last cell (22) is crossed out with a diagonal line.

First Sample in SDG
E3N42

Last Sample in SDG
E3N88

First Sample Receipt Date
08/14/2009

Last Sample Receipt Date
08/14/2009

Note: There are a maximum of 20 field samples [excluding Performance Evaluation (PE) samples in an SDG. Attach the TR/COC Records to this form in alphanumeric order (the order listed above on this form).

Signature [Handwritten Signature]

Date 08/17/2009

Modified Analysis 1760.0



# USEPA Contract Laboratory Program Organic Traffic Report & Chain of Custody Record

Case No: 38701  
DAS No: 09CK15  
SDG No: E3N4Z

FOR LAB USE ONLY  
Lab Contract No: EP-W-DS-030  
Unit Price: \$ 437  
Transfer To: -  
Lab Contract No: -  
Unit Price: -

Date Shipped: 8/13/2009  
Carrier Name: FedEx  
Airbill: 8638 4466 2399  
Shipped to: Spectrum Analytical  
175 Metro Center Blvd.  
Warwick RI 02886  
(401) 732-3400

Sampler Signature: *[Signature]*  
Received By: *[Signature]* (Date / Time)  
1. *[Signature]* 8/13/09 17:35  
2. *[Signature]* 8/13/09 9:00  
3. *[Signature]*  
4. *[Signature]*

ORGANIC SAMPLE No.	MATRIX/ SAMPLER	CONC/ TYPE	ANALYSIS/ TURNAROUND	PRESERVATIVE/ Bottles	TAG No./	STATION LOCATION	SAMPLE COLLECT DATE/TIME	INORGANIC SAMPLE No.	FOR LAB USE ONLY Sample Condition On Receipt
06 E3N42	Soil/Sediment/ Greene, Raddeman	L/G	PAHs (21), PCBs (sed) (21)	5C-124941 (Ice Only), 5C-124942 (Ice Only) (2)		KK-SD010-A	S: 8/13/2009		OK
07 E3N43	Hodach, Unger Soil/Sediment/ Greene, Raddeman	L/G	PAHs (21), PCBs (sed) (21)	5C-124943 (Ice Only), 5C-124944 (Ice Only) (2)		KK-SD010-B	S: 8/13/2009		OK
07 E3N44	Hodach, Unger Soil/Sediment/ Greene, Raddeman	L/G	PAHs (21), PCBs (sed) (21)	5C-124945 (Ice Only), 5C-124946 (Ice Only) (2)		KK-SD010-C1	S: 8/13/2009		OK
08 E3N45	Hodach, Unger Soil/Sediment/ Greene, Raddeman	L/G	PAHs (21), PCBs (sed) (21)	5C-124947 (Ice Only), 5C-124948 (Ice Only) (2)		KK-SD010-C1-FD	S: 8/13/2009		OK
09 E3N46	Hodach, Unger Soil/Sediment/ Greene, Raddeman	L/G	PAHs (21), PCBs (sed) (21)	5C-124949 (Ice Only), 5C-124950 (Ice Only) (2)		KK-SD010-C2	S: 8/13/2009		OK
10 E3N47	Hodach, Unger Soil/Sediment/ Greene, Raddeman	L/G	PAHs (21), PCBs (sed) (21)	5C-124951 (Ice Only), 5C-124952 (Ice Only) (2)		KK-SD010-C3	S: 8/13/2009		OK
11 E3N48	Hodach, Unger Soil/Sediment/ Greene, Raddeman	L/G	PAHs (21), PCBs (sed) (21)	5C-124953 (Ice Only), 5C-124954 (Ice Only) (2)		KK-SD010-N	S: 8/13/2009		OK

**COPY**

Original Documents Are Included in CSF E3N10  
Signed: *[Signature]* Date: 8/14/09

Shipment for Case Complete? N

Sample(s) to be used for laboratory QC: E3N43

Concentration: L = Low, M = Low/Medium, H = High  
PAHs = PAHs, PCBs (sed) = PCBs (sed)

Additional Sampler Signature(s):

Cooler Temperature Upon Receipt: 6°C

Chain of Custody Seal Number: 105607-105608

Custody Seal Intact?  Shipment Iced?

TR Number: 5-264768350-081309-0002



# USEPA Contract Laboratory Program Organic Traffic Report & Chain of Custody Record

Case No: 38701  
DAS No: 09CK15  
SDG No: E3N42

**For Lab Use Only**  
Lab Contract No: EP-W-05-030  
Unit Price: \$437  
Transfer To: -  
Lab Contract No: -  
Unit Price: -

Chain of Custody Record		Sampler Signature	Received By	Date / Time
1	Relinquished By	<i>[Signature]</i>	<i>[Signature]</i>	9:00
2	<i>[Signature]</i>	<i>[Signature]</i>	<i>[Signature]</i>	8/14/09
3				
4				

Date Shipped: 8/13/2009  
Carrier Name: FedEx  
Airbill: 8638 4466 2399  
Shipped to: Spectrum Analytical  
175 Metro Center Blvd.  
Warwick RI 02886  
(401) 732-3400

ORGANIC SAMPLE No.	MATRIX/ SAMPLER	CONC/ TYPE	ANALYSIS/ TURNAROUND	TAG No/ PRESERVATIVE/ Bottles	STATION LOCATION	SAMPLE COLLECT DATE/TIME	FOR LAB USE ONLY SAMPLE No.	Sample Condition On Receipt
12 E3N49	Soil/Sediment/ Greene, Raddeman Hodach, Unger	L/G	PAHs (21), PCBs (sed) (21)	5C-124955 (Ice Only), 5C-124956 (Ice Only) (2)	KK-SD011-A	S: 8/13/2009 10:00	INORGANIC	OK
13 E3N50	Soil/Sediment/ Greene, Raddeman Hodach, Unger	L/G	PAHs (21), PCBs (sed) (21)	5C-124957 (Ice Only), 5C-124958 (Ice Only) (2)	KK-SD011-B	S: 8/13/2009 10:02	INORGANIC	OK
14 E3N51	Soil/Sediment/ Greene, Raddeman Hodach, Unger	L/G	PAHs (21), PCBs (sed) (21)	5C-124959 (Ice Only), 5C-124960 (Ice Only) (2)	KK-SD011-C1	S: 8/13/2009 10:04	INORGANIC	OK
15 E3N52	Soil/Sediment/ Greene, Raddeman Hodach, Unger	L/G	PAHs (21), PCBs (sed) (21)	5C-124961 (Ice Only), 5C-124962 (Ice Only) (2)	KK-SD011-C2	S: 8/13/2009 10:06	INORGANIC	OK
16 E3N53	Soil/Sediment/ Greene, Raddeman Hodach, Unger	L/G	PAHs (21), PCBs (sed) (21)	5C-124963 (Ice Only), 5C-124964 (Ice Only) (2)	KK-SD011-C2-FD	S: 8/13/2009 10:08	INORGANIC	OK

Shipment for Case Complete? <input checked="" type="checkbox"/>	Sample(s) to be used for laboratory QC: E3N43	Additional Sampler Signature(s):	Cooler Temperature Upon Receipt: 6°C	Chain of Custody Seal Number: 105607-105608
Analysis Key: PAHs = PAHs, PCBs (sed) = PCBs (sed)	Concentration: L = Low, M = Low/Medium, H = High	Type/Designate: Composite = C, Grab = G	Custody Seal Intact? <input checked="" type="checkbox"/>	Shipment Iced? <input checked="" type="checkbox"/>



**USEPA Contract Laboratory Program  
Organic Traffic Report & Chain of Custody Record**

Case No: 38701  
DAS No: 09CK15  
SDG No: E3N42

**For Lab Use Only**

Lab Contract No: EP-W-05-030  
Unit Price: \$437  
Transfer To: -  
Lab Contract No: -  
Unit Price: -

**Chain of Custody Record**

Date Shipped: 8/13/2009	Carrier Name: FedEx	Relinquished By (Date / Time)	Sampler Signature (Date / Time)
Airbill: 8638 4466 2399	Spectrum Analytical 175 Metro Center Blvd. Warwick RI 02886 (401) 732-3400	1. <i>[Signature]</i> 8/13/09 17:40	<i>[Signature]</i>
Shipped to:		2. <i>[Signature]</i>	<i>[Signature]</i>
		3. <i>[Signature]</i>	<i>[Signature]</i>
		4. <i>[Signature]</i>	<i>[Signature]</i>

ORGANIC SAMPLE NO.	MATRIX/ SAMPLER	CONC/ TYPE	ANALYSIS/ TURNAROUND	TAG No./ PRESERVATIVE/ Bottles	STATION LOCATION	SAMPLE COLLECT DATE/TIME	FOR LAB USE ONLY SAMPLE No. Sample Condition On Receipt
01 E3N67	Soil/Sediment/ Greene, Raddeman Hodach, Unger	L/G	PAHs (21), PCBs (sed) (21)	5C-088656 (Ice Only), 5C-088657 (Ice Only) (2)	KK-SD007-C3	S: 8/13/2009 14:00	OK
02 E3N68	Soil/Sediment/ Greene, Raddeman Hodach, Unger	L/G	PAHs (21), PCBs (sed) (21)	5C-088658 (Ice Only), 5C-088659 (Ice Only) (2)	KK-SD007-N	S: 8/13/2009 14:02	OK
03 E3N69	Soil/Sediment/ Greene, Raddeman Hodach, Unger	L/G	PAHs (21), PCBs (sed) (21)	5C-088660 (Ice Only), 5C-088661 (Ice Only) (2)	KK-SD017-A	S: 8/13/2009 12:15	OK
04 E3N70	Soil/Sediment/ Greene, Raddeman Hodach, Unger	L/G	PAHs (21), PCBs (sed) (21)	5C-088662 (Ice Only), 5C-088663 (Ice Only) (2)	KK-SD017-B	S: 8/13/2009 12:17	OK
05 E3N71	Soil/Sediment/ Greene, Raddeman Hodach, Unger	L/G	PAHs (21), PCBs (sed) (21)	5C-088664 (Ice Only), 5C-088665 (Ice Only) (2)	KK-SD017-C1	S: 8/13/2009 12:21	OK

Shipment for Case Complete?

Analysis Key: PAHs = PAHs, PCBs (sed) = PCBs (sed)

Concentration: L = Low, M = Low/Medium, H = High

Type/Designate: Composite = C, Grab = G

Additional Sampler Signature(s):

Cooler Temperature Upon Receipt: 4°C

Chain of Custody Seal Number: 105609-105610

Custody Seal Intact?  Shipment Iced?



# USEPA Contract Laboratory Program Organic Traffic Report & Chain of Custody Record

**Case No:** 38701  
**DAS No:** 09CK15  
**SDG No:** E3N1472

**For Lab Use Only**  
**Lab Contract No:** EP-W-05-030  
**Unit Price:** \$437  
**Transfer To:** \_\_\_\_\_  
**Lab Contract No:** \_\_\_\_\_  
**Unit Price:** \_\_\_\_\_

**Chain of Custody Record**  
 Relinquished By (Date / Time)  
 1 *[Signature]* 8/13/09 18:10  
 2 \_\_\_\_\_  
 3 \_\_\_\_\_  
 4 \_\_\_\_\_

**Sampler Signature:** *[Signature]*  
**Received By (Date / Time):** *[Signature]* 8/14/09 9:00  
*[Signature]*

**Date Shipped:** 8/13/2009  
**Carrier Name:** FedEx  
**Airbill:** 8638 4466 2399  
**Shipped to:** Spectrum Analytical  
 175 Metro Center Blvd.  
 Warwick RI 02886  
 (401) 732-3400

ORGANIC SAMPLE NO.	MATRIX/ SAMPLER	CONC/ TYPE	ANALYSIS/ TURNAROUND	TAG No/ PRESERVATIVE/ Bottles	STATION LOCATION	SAMPLE COLLECT DATE/TIME	FOR LAB USE ONLY SAMPLE No.
17 E3N85	Soil/Sediment/ Greene, Raddeman Hodach, Unger	L/G	PAHs (21), PCBs (sed) (21)	5C-102841 (Ice Only), 5C-102842 (Ice Only) (2)	KK-SD018-C1	S: 8/13/2009 15:49	INORGANIC SAMPLE No.
18 E3N86	Soil/Sediment/ Greene, Raddeman Hodach, Unger	L/G	PAHs (21), PCBs (sed) (21)	5C-102843 (Ice Only), 5C-102844 (Ice Only) (2)	KK-SD018-C1-FD	S: 8/13/2009 15:51	
19 E3N87	Soil/Sediment/ Greene, Raddeman Hodach, Unger	L/G	PAHs (21), PCBs (sed) (21)	5C-102845 (Ice Only), 5C-102846 (Ice Only) (2)	KK-SD018-C2	S: 8/13/2009 15:53	
20 E3N88	Soil/Sediment/ Greene, Raddeman Hodach, Unger	L/G	PAHs (21), PCBs (sed) (21)	5C-102847 (Ice Only), 5C-102848 (Ice Only) (2)	KK-SD018-C3	S: 8/13/2009 16:20	
E3N89	Soil/Sediment/ Greene, Raddeman Hodach, Unger	L/G	PAHs (21), PCBs (sed) (21)	5C-102849 (Ice Only), 5C-102850 (Ice Only) (2)	KK-SD018-N	S: 8/13/2009 16:15	

SDG - Final Sample →

**Shipment for Case Complete? N**  
**Analysis Key:** PAHs = PAHs, PCBs (sed) = PCBs (sed)  
**Concentration:** L = Low, M = Low/Medium, H = High  
**Sample(s) to be used for laboratory QC:** E3N88  
**Additional Sampler Signature(s):**  
**Chain of Custody Seal Number:** 105613-105614  
**Cooler Temperature Upon Receipt:** 4°C  
**Custody Seal Intact?**  **Shipment Iced?**

1D - FORM I SV-1  
SEMIVOLATILE ORGANICS ANALYSIS DATA SHEET

EPA SAMPLE NO.

E3N42

Lab Name: MITKEM LABORATORIES Contract: EP-W-05-030  
 Lab Code: MITKEM Case No.: 38701 Mod. Ref No.: 1760.0 SDG No.: E3N42  
 Matrix: (SOIL/SED/WATER) SOIL Lab Sample ID: H1563-06A  
 Sample wt/vol: 30.3 (g/mL) G Lab File ID: S2F9342.D  
 Level: (LOW/MED) LOW Extraction: (Type) SONC  
 % Moisture: 46 Decanted: (Y/N) N Date Received: 08/14/2009  
 Concentrated Extract Volume: 500 (uL) Date Extracted: 08/14/2009  
 Injection Volume: 2.0 (uL) GPC Factor: 2.00 Date Analyzed: 08/17/2009  
 GPC Cleanup: (Y/N) Y pH: 7.5 Dilution Factor: 10.0

CAS NO.	COMPOUND	CONCENTRATION UNITS:	
		(ug/L or ug/Kg)	UG/KG
91-20-3	Naphthalene	1100	J
91-57-6	2-Methylnaphthalene	880	J
208-96-8	Acenaphthylene	1000	J
83-32-9	Acenaphthene	3600	

PRELIMINARY

1E - FORM I SV-2  
SEMIVOLATILE ORGANICS ANALYSIS DATA SHEET

EPA SAMPLE NO.

E3N42

Lab Name: MITKEM LABORATORIES Contract: EP-W-05-030  
 Lab Code: MITKEM Case No.: 38701 Mod. Ref No.: 1760.0 SDG No.: E3N42  
 Matrix: (SOIL/SED/WATER) SOIL Lab Sample ID: H1563-06A  
 Sample wt/vol: 30.3 (g/mL) G Lab File ID: S2F9342.D  
 Level: (LOW/MED) LOW Extraction: (Type) SONC  
 % Moisture: 46 Decanted: (Y/N) N Date Received: 08/14/2009  
 Concentrated Extract Volume: 500 (uL) Date Extracted: 08/14/2009  
 Injection Volume: 2.0 (uL) GPC Factor: 2.00 Date Analyzed: 08/17/2009  
 GPC Cleanup: (Y/N) Y pH: 7.5 Dilution Factor: 10.0

CAS NO.	COMPOUND	CONCENTRATION UNITS:		Q
		(ug/L or ug/Kg)	UG/KG	
86-73-7	Fluorene		6500	
85-01-8	Phenanthrene		99000	E
120-12-7	Anthracene		11000	
206-44-0	Fluoranthene		130000	E
129-00-0	Pyrene		82000	E
56-55-3	Benzo(a)anthracene		26000	E
218-01-9	Chrysene		37000	E
205-99-2	Benzo(b)fluoranthene		45000	E
207-08-9	Benzo(k)fluoranthene		28000	E
50-32-8	Benzo(a)pyrene		27000	E
193-39-5	Indeno(1,2,3-cd)pyrene		17000	
53-70-3	Dibenzo(a,h)anthracene		6200	
191-24-2	Benzo(g,h,i)perylene		18000	

(1) Cannot be separated from Diphenylamine

PRELIMINARY



1D - FORM I SV-1  
SEMIVOLATILE ORGANICS ANALYSIS DATA SHEET

EPA SAMPLE NO.

E3N44

Lab Name: MITKEM LABORATORIES Contract: EP-W-05-030  
 Lab Code: MITKEM Case No.: 38701 Mod. Ref No.: 1760.0 SDG No.: E3N42  
 Matrix: (SOIL/SED/WATER) SOIL Lab Sample ID: H1563-07A  
 Sample wt/vol: 30.4 (g/mL) G Lab File ID: S2F9343.D  
 Level: (LOW/MED) LOW Extraction: (Type) SONC  
 % Moisture: 42 Decanted: (Y/N) N Date Received: 08/14/2009  
 Concentrated Extract Volume: 500 (uL) Date Extracted: 08/14/2009  
 Injection Volume: 2.0 (uL) GPC Factor: 2.00 Date Analyzed: 08/17/2009  
 GPC Cleanup: (Y/N) Y pH: 7.9 Dilution Factor: 1.0

CAS NO.	COMPOUND	CONCENTRATION UNITS:	
		(ug/L or ug/Kg)	UG/KG
91-20-3	Naphthalene		200
91-57-6	2-Methylnaphthalene		190
208-96-8	Acenaphthylene		150
83-32-9	Acenaphthene		700

PRELIMINARY

1E - FORM I SV-2  
SEMIVOLATILE ORGANICS ANALYSIS DATA SHEET

EPA SAMPLE NO.

E3N44

Lab Name: MITKEM LABORATORIES Contract: EP-W-05-030  
 Lab Code: MITKEM Case No.: 38701 Mod. Ref No.: 1760.0 SDG No.: E3N42  
 Matrix: (SOIL/SED/WATER) SOIL Lab Sample ID: H1563-07A  
 Sample wt/vol: 30.4 (g/mL) G Lab File ID: S2F9343.D  
 Level: (LOW/MED) LOW Extraction: (Type) SONC  
 % Moisture: 42 Decanted: (Y/N) N Date Received: 08/14/2009  
 Concentrated Extract Volume: 500 (uL) Date Extracted: 08/14/2009  
 Injection Volume: 2.0 (uL) GPC Factor: 2.00 Date Analyzed: 08/17/2009  
 GPC Cleanup: (Y/N) Y pH: 7.9 Dilution Factor: 1.0

CAS NO.	COMPOUND	CONCENTRATION UNITS: (ug/L or ug/Kg)	UG/KG	Q
86-73-7	Fluorene		850	
85-01-8	Phenanthrene		11000	E
120-12-7	Anthracene		1400	
206-44-0	Fluoranthene		16000	E
129-00-0	Pyrene		13000	E
56-55-3	Benzo(a)anthracene		5800	E
218-01-9	Chrysene		7000	E
205-99-2	Benzo(b)fluoranthene		9400	E
207-08-9	Benzo(k)fluoranthene		4000	E
50-32-8	Benzo(a)pyrene		5500	E
193-39-5	Indeno(1,2,3-cd)pyrene		2300	E
53-70-3	Dibenzo(a,h)anthracene		910	
191-24-2	Benzo(g,h,i)perylene		2300	E

(1) Cannot be separated from Diphenylamine

PRELIMINARY

1D - FORM I SV-1  
SEMIVOLATILE ORGANICS ANALYSIS DATA SHEET

EPA SAMPLE NO.

E3N45

Lab Name: MITKEM LABORATORIES Contract: EP-W-05-030  
 Lab Code: MITKEM Case No.: 38701 Mod. Ref No.: 1760.0 SDG No.: E3N42  
 Matrix: (SOIL/SED/WATER) SOIL Lab Sample ID: H1563-08A  
 Sample wt/vol: 30.3 (g/mL) G Lab File ID: S2F9344.D  
 Level: (LOW/MED) LOW Extraction: (Type) SONC  
 % Moisture: 42 Decanted: (Y/N) N Date Received: 08/14/2009  
 Concentrated Extract Volume: 500 (uL) Date Extracted: 08/14/2009  
 Injection Volume: 2.0 (uL) GPC Factor: 2.00 Date Analyzed: 08/17/2009  
 GPC Cleanup: (Y/N) Y pH: 7.8 Dilution Factor: 1.0

CAS NO.	COMPOUND	CONCENTRATION UNITS:		Q
		(ug/L or ug/Kg)	UG/KG	
91-20-3	Naphthalene		240	
91-57-6	2-Methylnaphthalene		280	
208-96-8	Acenaphthylene		160	
83-32-9	Acenaphthene		770	

PRELIMINARY

1E - FORM I SV-2  
SEMIVOLATILE ORGANICS ANALYSIS DATA SHEET

EPA SAMPLE NO.

E3N45

Lab Name: MITKEM LABORATORIES Contract: EP-W-05-030  
 Lab Code: MITKEM Case No.: 38701 Mod. Ref No.: 1760.0 SDG No.: E3N42  
 Matrix: (SOIL/SED/WATER) SOIL Lab Sample ID: H1563-08A  
 Sample wt/vol: 30.3 (g/mL) G Lab File ID: S2F9344.D  
 Level: (LOW/MED) LOW Extraction: (Type) SONC  
 % Moisture: 42 Decanted: (Y/N) N Date Received: 08/14/2009  
 Concentrated Extract Volume: 500 (uL) Date Extracted: 08/14/2009  
 Injection Volume: 2.0 (uL) GPC Factor: 2.00 Date Analyzed: 08/17/2009  
 GPC Cleanup: (Y/N) Y pH: 7.8 Dilution Factor: 1.0

CAS NO.	COMPOUND	CONCENTRATION UNITS:		Q
		(ug/L or ug/Kg)	UG/KG	
86-73-7	Fluorene		920	
85-01-8	Phenanthrene		13000	E
120-12-7	Anthracene		1300	
206-44-0	Fluoranthene		19000	E
129-00-0	Pyrene		15000	E
56-55-3	Benzo(a)anthracene		5500	E
218-01-9	Chrysene		9000	E
205-99-2	Benzo(b)fluoranthene		11000	E
207-08-9	Benzo(k)fluoranthene		5100	E
50-32-8	Benzo(a)pyrene		6700	E
193-39-5	Indeno(1,2,3-cd)pyrene		2500	E
53-70-3	Dibenzo(a,h)anthracene		1100	
191-24-2	Benzo(g,h,i)perylene		2700	E

(1) Cannot be separated from Diphenylamine

PRELIMINARY

1D - FORM I SV-1  
SEMIVOLATILE ORGANICS ANALYSIS DATA SHEET

EPA SAMPLE NO.

E3N46

Lab Name: MITKEM LABORATORIES Contract: EP-W-05-030  
 Lab Code: MITKEM Case No.: 38701 Mod. Ref No.: 1760.0 SDG No.: E3N42  
 Matrix: (SOIL/SED/WATER) SOIL Lab Sample ID: H1563-09A  
 Sample wt/vol: 30.2 (g/mL) G Lab File ID: S2F9345.D  
 Level: (LOW/MED) LOW Extraction: (Type) SONC  
 % Moisture: 39 Decanted: (Y/N) N Date Received: 08/14/2009  
 Concentrated Extract Volume: 500 (uL) Date Extracted: 08/14/2009  
 Injection Volume: 2.0 (uL) GPC Factor: 2.00 Date Analyzed: 08/17/2009  
 GPC Cleanup: (Y/N) Y pH: 7.8 Dilution Factor: 1.0

CAS NO.	COMPOUND	CONCENTRATION UNITS:	
		(ug/L or ug/Kg)	UG/KG
91-20-3	Naphthalene		320
91-57-6	2-Methylnaphthalene		270
208-96-8	Acenaphthylene		150
83-32-9	Acenaphthene		630

**PRELIMINARY**

1E - FORM I SV-2  
SEMIVOLATILE ORGANICS ANALYSIS DATA SHEET

EPA SAMPLE NO.

E3N46

Lab Name: MITKEM LABORATORIES Contract: EP-W-05-030  
 Lab Code: MITKEM Case No.: 38701 Mod. Ref No.: 1760.0 SDG No.: E3N42  
 Matrix: (SOIL/SED/WATER) SOIL Lab Sample ID: H1563-09A  
 Sample wt/vol: 30.2 (g/mL) G Lab File ID: S2F9345.D  
 Level: (LOW/MED) LOW Extraction: (Type) SONC  
 % Moisture: 39 Decanted: (Y/N) N Date Received: 08/14/2009  
 Concentrated Extract Volume: 500 (uL) Date Extracted: 08/14/2009  
 Injection Volume: 2.0 (uL) GPC Factor: 2.00 Date Analyzed: 08/17/2009  
 GPC Cleanup: (Y/N) Y pH: 7.8 Dilution Factor: 1.0

CAS NO.	COMPOUND	CONCENTRATION UNITS:		Q
		(ug/L or ug/Kg)	UG/KG	
86-73-7	Fluorene		930	
85-01-8	Phenanthrene		14000	E
120-12-7	Anthracene		1200	
206-44-0	Fluoranthene		20000	E
129-00-0	Pyrene		18000	E
56-55-3	Benzo(a)anthracene		5100	E
218-01-9	Chrysene		7900	E
205-99-2	Benzo(b)fluoranthene		10000	E
207-08-9	Benzo(k)fluoranthene		3000	E
50-32-8	Benzo(a)pyrene		5000	E
193-39-5	Indeno(1,2,3-cd)pyrene		2000	
53-70-3	Dibenzo(a,h)anthracene		860	
191-24-2	Benzo(g,h,i)perylene		1900	

(1) Cannot be separated from Diphenylamine

PRELIMINARY

1D - FORM I SV-1  
 SEMIVOLATILE ORGANICS ANALYSIS DATA SHEET

EPA SAMPLE NO.

E3N47

Lab Name: MITKEM LABORATORIES Contract: EP-W-05-030  
 Lab Code: MITKEM Case No.: 38701 Mod. Ref No.: 1760.0 SDG No.: E3N42  
 Matrix: (SOIL/SED/WATER) SOIL Lab Sample ID: H1563-10A  
 Sample wt/vol: 30.1 (g/mL) G Lab File ID: S2F9346.D  
 Level: (LOW/MED) LOW Extraction: (Type) SONC  
 % Moisture: 43 Decanted: (Y/N) N Date Received: 08/14/2009  
 Concentrated Extract Volume: 500 (uL) Date Extracted: 08/14/2009  
 Injection Volume: 2.0 (uL) GPC Factor: 2.00 Date Analyzed: 08/17/2009  
 GPC Cleanup: (Y/N) Y pH: 8.1 Dilution Factor: 1.0

CAS NO.	COMPOUND	CONCENTRATION UNITS:	
		(ug/L or ug/Kg)	UG/KG
91-20-3	Naphthalene		510
91-57-6	2-Methylnaphthalene		550
208-96-8	Acenaphthylene		140
83-32-9	Acenaphthene		750

PRELIMINARY

1E - FORM I SV-2  
SEMIVOLATILE ORGANICS ANALYSIS DATA SHEET

EPA SAMPLE NO.

E3N47

Lab Name: MITKEM LABORATORIES Contract: EP-W-05-030  
 Lab Code: MITKEM Case No.: 38701 Mod. Ref No.: 1760.0 SDG No.: E3N42  
 Matrix: (SOIL/SED/WATER) SOIL Lab Sample ID: H1563-10A  
 Sample wt/vol: 30.1 (g/mL) G Lab File ID: S2F9346.D  
 Level: (LOW/MED) LOW Extraction: (Type) SONC  
 % Moisture: 43 Decanted: (Y/N) N Date Received: 08/14/2009  
 Concentrated Extract Volume: 500 (uL) Date Extracted: 08/14/2009  
 Injection Volume: 2.0 (uL) GPC Factor: 2.00 Date Analyzed: 08/17/2009  
 GPC Cleanup: (Y/N) Y pH: 8.1 Dilution Factor: 1.0

CAS NO.	COMPOUND	CONCENTRATION UNITS:		Q
		(ug/L or ug/Kg)	UG/KG	
86-73-7	Fluorene		1000	
85-01-8	Phenanthrene		9300	E
120-12-7	Anthracene		1300	
206-44-0	Fluoranthene		11000	E
129-00-0	Pyrene		5900	E
56-55-3	Benzo(a)anthracene		3300	E
218-01-9	Chrysene		3700	E
205-99-2	Benzo(b)fluoranthene		1500	
207-08-9	Benzo(k)fluoranthene		920	
50-32-8	Benzo(a)pyrene		1200	
193-39-5	Indeno(1,2,3-cd)pyrene		410	
53-70-3	Dibenzo(a,h)anthracene		170	
191-24-2	Benzo(g,h,i)perylene		420	

(1) Cannot be separated from Diphenylamine

PRELIMINARY



1D - FORM I SV-1  
SEMIVOLATILE ORGANICS ANALYSIS DATA SHEET

EPA SAMPLE NO.

E3N48

Lab Name: MITKEM LABORATORIES Contract: EP-W-05-030  
 Lab Code: MITKEM Case No.: 38701 Mod. Ref No.: 1760.0 SDG No.: E3N42  
 Matrix: (SOIL/SED/WATER) SOIL Lab Sample ID: H1563-11A  
 Sample wt/vol: 30.1 (g/mL) G Lab File ID: S2F9347.D  
 Level: (LOW/MED) LOW Extraction: (Type) SONC  
 % Moisture: 22 Decanted: (Y/N) N Date Received: 08/14/2009  
 Concentrated Extract Volume: 500 (uL) Date Extracted: 08/14/2009  
 Injection Volume: 2.0 (uL) GPC Factor: 2.00 Date Analyzed: 08/17/2009  
 GPC Cleanup: (Y/N) Y pH: 7.5 Dilution Factor: 1.0

CAS NO.	COMPOUND	CONCENTRATION UNITS:	
		(ug/L or ug/Kg)	UG/KG
91-20-3	Naphthalene	110	U
91-57-6	2-Methylnaphthalene	110	U
208-96-8	Acenaphthylene	27	J
83-32-9	Acenaphthene	110	U

PRELIMINARY

1E - FORM I SV-2  
SEMIVOLATILE ORGANICS ANALYSIS DATA SHEET

EPA SAMPLE NO.

E3N48

Lab Name: MITKEM LABORATORIES Contract: EP-W-05-030  
 Lab Code: MITKEM Case No.: 38701 Mod. Ref No.: 1760.0 SDG No.: E3N42  
 Matrix: (SOIL/SED/WATER) SOIL Lab Sample ID: H1563-11A  
 Sample wt/vol: 30.1 (g/mL) G Lab File ID: S2F9347.D  
 Level: (LOW/MED) LOW Extraction: (Type) SONC  
 % Moisture: 22 Decanted: (Y/N) N Date Received: 08/14/2009  
 Concentrated Extract Volume: 500 (uL) Date Extracted: 08/14/2009  
 Injection Volume: 2.0 (uL) GPC Factor: 2.00 Date Analyzed: 08/17/2009  
 GPC Cleanup: (Y/N) Y pH: 7.5 Dilution Factor: 1.0

CAS NO.	COMPOUND	CONCENTRATION UNITS:		Q
		(ug/L or ug/Kg)	UG/KG	
86-73-7	Fluorene		110	U
85-01-8	Phenanthrene		110	U
120-12-7	Anthracene		110	U
206-44-0	Fluoranthene		110	U
129-00-0	Pyrene		110	U
56-55-3	Benzo(a)anthracene		110	U
218-01-9	Chrysene		110	U
205-99-2	Benzo(b)fluoranthene		110	U
207-08-9	Benzo(k)fluoranthene		110	U
50-32-8	Benzo(a)pyrene		110	U
193-39-5	Indeno(1,2,3-cd)pyrene		110	U
53-70-3	Dibenzo(a,h)anthracene		110	U
191-24-2	Benzo(g,h,i)perylene		110	U

(1) Cannot be separated from Diphenylamine

PRELIMINARY

1D - FORM I SV-1  
SEMIVOLATILE ORGANICS ANALYSIS DATA SHEET

EPA SAMPLE NO.

E3N49

Lab Name: MITKEM LABORATORIES Contract: EP-W-05-030  
 Lab Code: MITKEM Case No.: 38701 Mod. Ref No.: 1760.0 SDG No.: E3N42  
 Matrix: (SOIL/SED/WATER) SOIL Lab Sample ID: H1563-12A  
 Sample wt/vol: 30.0 (g/mL) G Lab File ID: S2F9348.D  
 Level: (LOW/MED) LOW Extraction: (Type) SONC  
 % Moisture: 39 Decanted: (Y/N) N Date Received: 08/14/2009  
 Concentrated Extract Volume: 500 (uL) Date Extracted: 08/14/2009  
 Injection Volume: 2.0 (uL) GPC Factor: 2.00 Date Analyzed: 08/17/2009  
 GPC Cleanup: (Y/N) Y pH: 7.4 Dilution Factor: 1.0

CAS NO.	COMPOUND	CONCENTRATION UNITS:	
		(ug/L or ug/Kg)	UG/KG
91-20-3	Naphthalene		230
91-57-6	2-Methylnaphthalene		220
208-96-8	Acenaphthylene		160
83-32-9	Acenaphthene		1300

PRELIMINARY

1E - FORM I SV-2  
SEMIVOLATILE ORGANICS ANALYSIS DATA SHEET

EPA SAMPLE NO.

E3N49

Lab Name: MITKEM LABORATORIES Contract: EP-W-05-030  
 Lab Code: MITKEM Case No.: 38701 Mod. Ref No.: 1760.0 SDG No.: E3N42  
 Matrix: (SOIL/SED/WATER) SOIL Lab Sample ID: H1563-12A  
 Sample wt/vol: 30.0 (g/mL) G Lab File ID: S2F9348.D  
 Level: (LOW/MED) LOW Extraction: (Type) SONC  
 % Moisture: 39 Decanted: (Y/N) N Date Received: 08/14/2009  
 Concentrated Extract Volume: 500 (uL) Date Extracted: 08/14/2009  
 Injection Volume: 2.0 (uL) GPC Factor: 2.00 Date Analyzed: 08/17/2009  
 GPC Cleanup: (Y/N) Y pH: 7.4 Dilution Factor: 1.0

CAS NO.	COMPOUND	CONCENTRATION UNITS:		Q
		(ug/L or ug/Kg)	UG/KG	
86-73-7	Fluorene		2000	
85-01-8	Phenanthrene		25000	E
120-12-7	Anthracene		3400	E
206-44-0	Fluoranthene		35000	E
129-00-0	Pyrene		20000	E
56-55-3	Benzo(a)anthracene		6500	E
218-01-9	Chrysene		8500	E
205-99-2	Benzo(b)fluoranthene		9700	E
207-08-9	Benzo(k)fluoranthene		5200	E
50-32-8	Benzo(a)pyrene		6800	E
193-39-5	Indeno(1,2,3-cd)pyrene		3400	E
53-70-3	Dibenzo(a,h)anthracene		1400	
191-24-2	Benzo(g,h,i)perylene		3100	E

(1) Cannot be separated from Diphenylamine

PRELIMINARY

1D - FORM I SV-1  
SEMIVOLATILE ORGANICS ANALYSIS DATA SHEET

EPA SAMPLE NO.

E3N50

Lab Name: MITKEM LABORATORIES Contract: EP-W-05-030  
 Lab Code: MITKEM Case No.: 38701 Mod. Ref No.: 1760.0 SDG No.: E3N42  
 Matrix: (SOIL/SED/WATER) SOIL Lab Sample ID: H1563-13A  
 Sample wt/vol: 30.0 (g/mL) G Lab File ID: S2F9349.D  
 Level: (LOW/MED) LOW Extraction: (Type) SONC  
 % Moisture: 34 Decanted: (Y/N) N Date Received: 08/14/2009  
 Concentrated Extract Volume: 500 (uL) Date Extracted: 08/14/2009  
 Injection Volume: 2.0 (uL) GPC Factor: 2.00 Date Analyzed: 08/17/2009  
 GPC Cleanup: (Y/N) Y pH: 7.7 Dilution Factor: 1.0

CAS NO.	COMPOUND	CONCENTRATION UNITS:	
		(ug/L or ug/Kg)	UG/KG
91-20-3	Naphthalene	120	J
91-57-6	2-Methylnaphthalene	110	J
208-96-8	Acenaphthylene	170	J
83-32-9	Acenaphthene	600	

PRELIMINARY

1E - FORM I SV-2  
SEMIVOLATILE ORGANICS ANALYSIS DATA SHEET

EPA SAMPLE NO.

E3N50

Lab Name: MITKEM LABORATORIES Contract: EP-W-05-030  
 Lab Code: MITKEM Case No.: 38701 Mod. Ref No.: 1760.0 SDG No.: E3N42  
 Matrix: (SOIL/SED/WATER) SOIL Lab Sample ID: H1563-13A  
 Sample wt/vol: 30.0 (g/mL) G Lab File ID: S2F9349.D  
 Level: (LOW/MED) LOW Extraction: (Type) SONC  
 % Moisture: 34 Decanted: (Y/N) N Date Received: 08/14/2009  
 Concentrated Extract Volume: 500 (uL) Date Extracted: 08/14/2009  
 Injection Volume: 2.0 (uL) GPC Factor: 2.00 Date Analyzed: 08/17/2009  
 GPC Cleanup: (Y/N) Y pH: 7.7 Dilution Factor: 1.0

CAS NO.	COMPOUND	CONCENTRATION UNITS:	
		UG/KG	Q
86-73-7	Fluorene	800	
85-01-8	Phenanthrene	12000	E
120-12-7	Anthracene	1400	
206-44-0	Fluoranthene	25000	E
129-00-0	Pyrene	16000	E
56-55-3	Benzo(a)anthracene	4500	E
218-01-9	Chrysene	6000	E
205-99-2	Benzo(b)fluoranthene	5400	E
207-08-9	Benzo(k)fluoranthene	1600	
50-32-8	Benzo(a)pyrene	4200	E
193-39-5	Indeno(1,2,3-cd)pyrene	2000	
53-70-3	Dibenzo(a,h)anthracene	730	
191-24-2	Benzo(g,h,i)perylene	1700	

(1) Cannot be separated from Diphenylamine

PRELIMINARY

1D - FORM I SV-1  
SEMIVOLATILE ORGANICS ANALYSIS DATA SHEET

EPA SAMPLE NO.

E3N51

Lab Name: MITKEM LABORATORIES Contract: EP-W-05-030

Lab Code: MITKEM Case No.: 38701 Mod. Ref No.: 1760.0 SDG No.: E3N42

Matrix: (SOIL/SED/WATER) SOIL Lab Sample ID: H1563-14A

Sample wt/vol: 30.0 (g/mL) G Lab File ID: S2F9350.D

Level: (LOW/MED) LOW Extraction: (Type) SONC

% Moisture: 37 Decanted: (Y/N) N Date Received: 08/14/2009

Concentrated Extract Volume: 500 (uL) Date Extracted: 08/14/2009

Injection Volume: 2.0 (uL) GPC Factor: 2.00 Date Analyzed: 08/17/2009

GPC Cleanup: (Y/N) Y pH: 7.7 Dilution Factor: 1.0

CAS NO.	COMPOUND	CONCENTRATION UNITS:	
		(ug/L or ug/Kg)	UG/KG
91-20-3	Naphthalene	160	J
91-57-6	2-Methylnaphthalene	140	J
208-96-8	Acenaphthylene	150	J
83-32-9	Acenaphthene	530	

**PRELIMINARY**

1E - FORM I SV-2  
SEMIVOLATILE ORGANICS ANALYSIS DATA SHEET

EPA SAMPLE NO.

E3N51

Lab Name: MITKEM LABORATORIES Contract: EP-W-05-030  
 Lab Code: MITKEM Case No.: 38701 Mod. Ref No.: 1760.0 SDG No.: E3N42  
 Matrix: (SOIL/SED/WATER) SOIL Lab Sample ID: H1563-14A  
 Sample wt/vol: 30.0 (g/mL) G Lab File ID: S2F9350.D  
 Level: (LOW/MED) LOW Extraction: (Type) SONC  
 % Moisture: 37 Decanted: (Y/N) N Date Received: 08/14/2009  
 Concentrated Extract Volume: 500 (uL) Date Extracted: 08/14/2009  
 Injection Volume: 2.0 (uL) GPC Factor: 2.00 Date Analyzed: 08/17/2009  
 GPC Cleanup: (Y/N) Y pH: 7.7 Dilution Factor: 1.0

CAS NO.	COMPOUND	CONCENTRATION UNITS:		Q
		(ug/L or ug/Kg)	UG/KG	
86-73-7	Fluorene		750	
85-01-8	Phenanthrene		14000	E
120-12-7	Anthracene		1100	
206-44-0	Fluoranthene		29000	E
129-00-0	Pyrene		16000	E
56-55-3	Benzo(a)anthracene		4600	E
218-01-9	Chrysene		6400	E
205-99-2	Benzo(b)fluoranthene		6700	E
207-08-9	Benzo(k)fluoranthene		2400	
50-32-8	Benzo(a)pyrene		3900	
193-39-5	Indeno(1,2,3-cd)pyrene		2400	
53-70-3	Dibenzo(a,h)anthracene		990	
191-24-2	Benzo(g,h,i)perylene		2100	

(1) Cannot be separated from Diphenylamine

PRELIMINARY



1D - FORM I SV-1  
SEMIVOLATILE ORGANICS ANALYSIS DATA SHEET

EPA SAMPLE NO.

E3N52

Lab Name: MITKEM LABORATORIES Contract: EP-W-05-030  
 Lab Code: MITKEM Case No.: 38701 Mod. Ref No.: 1760.0 SDG No.: E3N42  
 Matrix: (SOIL/SED/WATER) SOIL Lab Sample ID: H1563-15A  
 Sample wt/vol: 30.2 (g/mL) G Lab File ID: S2F9351.D  
 Level: (LOW/MED) LOW Extraction: (Type) SONC  
 % Moisture: 32 Decanted: (Y/N) N Date Received: 08/14/2009  
 Concentrated Extract Volume: 500 (uL) Date Extracted: 08/14/2009  
 Injection Volume: 2.0 (uL) GPC Factor: 2.00 Date Analyzed: 08/17/2009  
 GPC Cleanup: (Y/N) Y pH: 7.8 Dilution Factor: 1.0

CAS NO.	COMPOUND	CONCENTRATION UNITS:		Q
		(ug/L or ug/Kg)	UG/KG	
91-20-3	Naphthalene		210	J
91-57-6	2-Methylnaphthalene		110	J
208-96-8	Acenaphthylene		160	J
83-32-9	Acenaphthene		690	

PRELIMINARY

1E - FORM I SV-2  
SEMIVOLATILE ORGANICS ANALYSIS DATA SHEET

EPA SAMPLE NO.

E3N52

Lab Name: MITKEM LABORATORIES Contract: EP-W-05-030  
 Lab Code: MITKEM Case No.: 38701 Mod. Ref No.: 1760.0 SDG No.: E3N42  
 Matrix: (SOIL/SED/WATER) SOIL Lab Sample ID: H1563-15A  
 Sample wt/vol: 30.2 (g/mL) G Lab File ID: S2F9351.D  
 Level: (LOW/MED) LOW Extraction: (Type) SONC  
 % Moisture: 32 Decanted: (Y/N) N Date Received: 08/14/2009  
 Concentrated Extract Volume: 500 (uL) Date Extracted: 08/14/2009  
 Injection Volume: 2.0 (uL) GPC Factor: 2.00 Date Analyzed: 08/17/2009  
 GPC Cleanup: (Y/N) Y pH: 7.8 Dilution Factor: 1.0

CAS NO.	COMPOUND	CONCENTRATION UNITS:		Q
		(ug/L or ug/Kg)	UG/KG	
86-73-7	Fluorene		1000	
85-01-8	Phenanthrene		19000	E
120-12-7	Anthracene		1500	
206-44-0	Fluoranthene		29000	E
129-00-0	Pyrene		17000	E
56-55-3	Benzo(a)anthracene		6000	E
218-01-9	Chrysene		7600	E
205-99-2	Benzo(b)fluoranthene		8000	E
207-08-9	Benzo(k)fluoranthene		1800	
50-32-8	Benzo(a)pyrene		4200	E
193-39-5	Indeno(1,2,3-cd)pyrene		2900	
53-70-3	Dibenzo(a,h)anthracene		1300	
191-24-2	Benzo(g,h,i)perylene		2600	

(1) Cannot be separated from Diphenylamine

PRELIMINARY

1D - FORM I SV-1  
SEMIVOLATILE ORGANICS ANALYSIS DATA SHEET

EPA SAMPLE NO.

E3N53

Lab Name: MITKEM LABORATORIES Contract: EP-W-05-030  
 Lab Code: MITKEM Case No.: 38701 Mod. Ref No.: 1760.0 SDG No.: E3N42  
 Matrix: (SOIL/SED/WATER) SOIL Lab Sample ID: H1563-16A  
 Sample wt/vol: 30.2 (g/mL) G Lab File ID: S2F9352.D  
 Level: (LOW/MED) LOW Extraction: (Type) SONC  
 % Moisture: 32 Decanted: (Y/N) N Date Received: 08/14/2009  
 Concentrated Extract Volume: 500 (uL) Date Extracted: 08/14/2009  
 Injection Volume: 2.0 (uL) GPC Factor: 2.00 Date Analyzed: 08/17/2009  
 GPC Cleanup: (Y/N) Y pH: 7.9 Dilution Factor: 1.0

CAS NO.	COMPOUND	CONCENTRATION UNITS:		Q
		(ug/L or ug/Kg)	UG/KG	
91-20-3	Naphthalene		230	J
91-57-6	2-Methylnaphthalene		170	J
208-96-8	Acenaphthylene		160	J
83-32-9	Acenaphthene		690	

PRELIMINARY

1E - FORM I SV-2  
SEMIVOLATILE ORGANICS ANALYSIS DATA SHEET

EPA SAMPLE NO.

E3N53

Lab Name: MITKEM LABORATORIES Contract: EP-W-05-030  
 Lab Code: MITKEM Case No.: 38701 Mod. Ref No.: 1760.0 SDG No.: E3N42  
 Matrix: (SOIL/SED/WATER) SOIL Lab Sample ID: H1563-16A  
 Sample wt/vol: 30.2 (g/mL) G Lab File ID: S2F9352.D  
 Level: (LOW/MED) LOW Extraction: (Type) SONC  
 % Moisture: 32 Decanted: (Y/N) N Date Received: 08/14/2009  
 Concentrated Extract Volume: 500 (uL) Date Extracted: 08/14/2009  
 Injection Volume: 2.0 (uL) GPC Factor: 2.00 Date Analyzed: 08/17/2009  
 GPC Cleanup: (Y/N) Y pH: 7.9 Dilution Factor: 1.0

CAS NO.	COMPOUND	CONCENTRATION UNITS:		Q
		(ug/L or ug/Kg)	UG/KG	
86-73-7	Fluorene		850	
85-01-8	Phenanthrene		18000	E
120-12-7	Anthracene		1500	
206-44-0	Fluoranthene		33000	E
129-00-0	Pyrene		20000	E
56-55-3	Benzo(a)anthracene		5800	E
218-01-9	Chrysene		8200	E
205-99-2	Benzo(b)fluoranthene		10000	E
207-08-9	Benzo(k)fluoranthene		4400	E
50-32-8	Benzo(a)pyrene		5400	E
193-39-5	Indeno(1,2,3-cd)pyrene		5500	E
53-70-3	Dibenzo(a,h)anthracene		2500	
191-24-2	Benzo(g,h,i)perylene		4000	E

(1) Cannot be separated from Diphenylamine

PRELIMINARY

1D - FORM I SV-1  
SEMIVOLATILE ORGANICS ANALYSIS DATA SHEET

EPA SAMPLE NO.

E3N67

Lab Name: MITKEM LABORATORIES Contract: EP-W-05-030  
 Lab Code: MITKEM Case No.: 38701 Mod. Ref No.: 1760.0 SDG No.: E3N42  
 Matrix: (SOIL/SED/WATER) SOIL Lab Sample ID: H1563-01A  
 Sample wt/vol: 30.1 (g/mL) G Lab File ID: S4D5066.D  
 Level: (LOW/MED) LOW Extraction: (Type) SONC  
 % Moisture: 40 Decanted: (Y/N) N Date Received: 08/14/2009  
 Concentrated Extract Volume: 500 (uL) Date Extracted: 08/14/2009  
 Injection Volume: 2.0 (uL) GPC Factor: 2.00 Date Analyzed: 08/16/2009  
 GPC Cleanup: (Y/N) Y pH: 7.9 Dilution Factor: 1.0

CAS NO.	COMPOUND	CONCENTRATION UNITS:		Q
		(ug/L or ug/Kg)	UG/KG	
91-20-3	Naphthalene		1100	
91-57-6	2-Methylnaphthalene		560	
208-96-8	Acenaphthylene		420	
83-32-9	Acenaphthene		1300	

PRELIMINARY

1E - FORM I SV-2  
SEMIVOLATILE ORGANICS ANALYSIS DATA SHEET

EPA SAMPLE NO.

E3N67

Lab Name: MITKEM LABORATORIES Contract: EP-W-05-030  
 Lab Code: MITKEM Case No.: 38701 Mod. Ref No.: 1760.0 SDG No.: E3N42  
 Matrix: (SOIL/SED/WATER) SOIL Lab Sample ID: H1563-01A  
 Sample wt/vol: 30.1 (g/mL) G Lab File ID: S4D5066.D  
 Level: (LOW/MED) LOW Extraction: (Type) SONC  
 % Moisture: 40 Decanted: (Y/N) N Date Received: 08/14/2009  
 Concentrated Extract Volume: 500 (uL) Date Extracted: 08/14/2009  
 Injection Volume: 2.0 (uL) GPC Factor: 2.00 Date Analyzed: 08/16/2009  
 GPC Cleanup: (Y/N) Y pH: 7.9 Dilution Factor: 1.0

CAS NO.	COMPOUND	CONCENTRATION UNITS:		Q
		(ug/L or ug/Kg)	UG/KG	
86-73-7	Fluorene		1800	
85-01-8	Phenanthrene		4800	E
120-12-7	Anthracene		2300	
206-44-0	Fluoranthene		5800	E
129-00-0	Pyrene		4900	E
56-55-3	Benzo(a)anthracene		3600	
218-01-9	Chrysene		4200	
205-99-2	Benzo(b)fluoranthene		5400	E
207-08-9	Benzo(k)fluoranthene		2200	
50-32-8	Benzo(a)pyrene		3900	
193-39-5	Indeno(1,2,3-cd)pyrene		3300	
53-70-3	Dibenzo(a,h)anthracene		1800	
191-24-2	Benzo(g,h,i)perylene		3300	

(1) Cannot be separated from Diphenylamine

PRELIMINARY

1D - FORM I SV-1  
SEMIVOLATILE ORGANICS ANALYSIS DATA SHEET

EPA SAMPLE NO.

E3N68

Lab Name: MITKEM LABORATORIES Contract: EP-W-05-030  
 Lab Code: MITKEM Case No.: 38701 Mod. Ref No.: 1760.0 SDG No.: E3N42  
 Matrix: (SOIL/SED/WATER) SOIL Lab Sample ID: H1563-02A  
 Sample wt/vol: 30.1 (g/mL) G Lab File ID: S4D5067.D  
 Level: (LOW/MED) LOW Extraction: (Type) SONC  
 % Moisture: 17 Decanted: (Y/N) N Date Received: 08/14/2009  
 Concentrated Extract Volume: 500 (uL) Date Extracted: 08/14/2009  
 Injection Volume: 2.0 (uL) GPC Factor: 2.00 Date Analyzed: 08/16/2009  
 GPC Cleanup: (Y/N) Y pH: 7.9 Dilution Factor: 1.0

CAS NO.	COMPOUND	CONCENTRATION UNITS:		Q
		(ug/L or ug/Kg)	UG/KG	
91-20-3	Naphthalene		280	
91-57-6	2-Methylnaphthalene		190	J
208-96-8	Acenaphthylene		66	J
83-32-9	Acenaphthene		300	

PRELIMINARY

SOM01.2 (6/2007)

1E - FORM I SV-2  
SEMIVOLATILE ORGANICS ANALYSIS DATA SHEET

EPA SAMPLE NO.

E3N68

Lab Name: MITKEM LABORATORIES Contract: EP-W-05-030  
 Lab Code: MITKEM Case No.: 38701 Mod. Ref No.: 1760.0 SDG No.: E3N42  
 Matrix: (SOIL/SED/WATER) SOIL Lab Sample ID: H1563-02A  
 Sample wt/vol: 30.1 (g/mL) G Lab File ID: S4D5067.D  
 Level: (LOW/MED) LOW Extraction: (Type) SONC  
 % Moisture: 17 Decanted: (Y/N) N Date Received: 08/14/2009  
 Concentrated Extract Volume: 500 (uL) Date Extracted: 08/14/2009  
 Injection Volume: 2.0 (uL) GPC Factor: 2.00 Date Analyzed: 08/16/2009  
 GPC Cleanup: (Y/N) Y pH: 7.9 Dilution Factor: 1.0

CAS NO.	COMPOUND	CONCENTRATION UNITS:		Q
		(ug/L or ug/Kg)	UG/KG	
86-73-7	Fluorene		370	
85-01-8	Phenanthrene		1000	
120-12-7	Anthracene		240	
206-44-0	Fluoranthene		640	
129-00-0	Pyrene		510	
56-55-3	Benzo(a)anthracene		240	
218-01-9	Chrysene		200	
205-99-2	Benzo(b)fluoranthene		190	J
207-08-9	Benzo(k)fluoranthene		62	J
50-32-8	Benzo(a)pyrene		150	J
193-39-5	Indeno(1,2,3-cd)pyrene		84	J
53-70-3	Dibenzo(a,h)anthracene		200	U
191-24-2	Benzo(g,h,i)perylene		86	J

(1) Cannot be separated from Diphenylamine

PRELIMINARY

SOM01.2 (6/2007)



1D - FORM I SV-1  
SEMIVOLATILE ORGANICS ANALYSIS DATA SHEET

EPA SAMPLE NO.

E3N69

Lab Name: MITKEM LABORATORIES Contract: EP-W-05-030  
 Lab Code: MITKEM Case No.: 38701 Mod. Ref No.: 1760.0 SDG No.: E3N42  
 Matrix: (SOIL/SED/WATER) SOIL Lab Sample ID: H1563-03A  
 Sample wt/vol: 30.2 (g/mL) G Lab File ID: S4D5068.D  
 Level: (LOW/MED) LOW Extraction: (Type) SONC  
 % Moisture: 43 Decanted: (Y/N) N Date Received: 08/14/2009  
 Concentrated Extract Volume: 500 (uL) Date Extracted: 08/14/2009  
 Injection Volume: 2.0 (uL) GPC Factor: 2.00 Date Analyzed: 08/16/2009  
 GPC Cleanup: (Y/N) Y pH: 7.4 Dilution Factor: 1.0

CAS NO.	COMPOUND	CONCENTRATION UNITS:	
		(ug/L or ug/Kg)	UG/KG
91-20-3	Naphthalene	290	J
91-57-6	2-Methylnaphthalene	570	
208-96-8	Acenaphthylene	960	
83-32-9	Acenaphthene	1200	

**PRELIMINARY**

1E - FORM I SV-2  
SEMIVOLATILE ORGANICS ANALYSIS DATA SHEET

EPA SAMPLE NO.

E3N69

Lab Name: MITKEM LABORATORIES Contract: EP-W-05-030  
 Lab Code: MITKEM Case No.: 38701 Mod. Ref No.: 1760.0 SDG No.: E3N42  
 Matrix: (SOIL/SED/WATER) SOIL Lab Sample ID: H1563-03A  
 Sample wt/vol: 30.2 (g/mL) G Lab File ID: S4D5068.D  
 Level: (LOW/MED) LOW Extraction: (Type) SONC  
 % Moisture: 43 Decanted: (Y/N) N Date Received: 08/14/2009  
 Concentrated Extract Volume: 500 (uL) Date Extracted: 08/14/2009  
 Injection Volume: 2.0 (uL) GPC Factor: 2.00 Date Analyzed: 08/16/2009  
 GPC Cleanup: (Y/N) Y pH: 7.4 Dilution Factor: 1.0

CAS NO.	COMPOUND	CONCENTRATION UNITS: (ug/L or ug/Kg)	UG/KG	Q
86-73-7	Fluorene		2300	
85-01-8	Phenanthrene		6100	E
120-12-7	Anthracene		3200	
206-44-0	Fluoranthene		7500	E
129-00-0	Pyrene		5700	E
56-55-3	Benzo(a)anthracene		4600	
218-01-9	Chrysene		4700	E
205-99-2	Benzo(b)fluoranthene		6300	E
207-08-9	Benzo(k)fluoranthene		2400	
50-32-8	Benzo(a)pyrene		5200	E
193-39-5	Indeno(1,2,3-cd)pyrene		4600	
53-70-3	Dibenzo(a,h)anthracene		2500	
191-24-2	Benzo(g,h,i)perylene		4800	E

(1) Cannot be separated from Diphenylamine

PRELIMINARY

1D - FORM I SV-1  
SEMIVOLATILE ORGANICS ANALYSIS DATA SHEET

EPA SAMPLE NO.

E3N70

Lab Name: MITKEM LABORATORIES Contract: EP-W-05-030  
 Lab Code: MITKEM Case No.: 38701 Mod. Ref No.: 1760.0 SDG No.: E3N42  
 Matrix: (SOIL/SED/WATER) SOIL Lab Sample ID: H1563-04A  
 Sample wt/vol: 30.2 (g/mL) G Lab File ID: S4D5069.D  
 Level: (LOW/MED) LOW Extraction: (Type) SONC  
 % Moisture: 39 Decanted: (Y/N) N Date Received: 08/14/2009  
 Concentrated Extract Volume: 500 (uL) Date Extracted: 08/14/2009  
 Injection Volume: 2.0 (uL) GPC Factor: 2.00 Date Analyzed: 08/16/2009  
 GPC Cleanup: (Y/N) Y pH: 7.5 Dilution Factor: 1.0

CAS NO.	COMPOUND	CONCENTRATION UNITS:	
		(ug/L or ug/Kg)	UG/KG
91-20-3	Naphthalene	230	J
91-57-6	2-Methylnaphthalene	440	
208-96-8	Acenaphthylene	730	
83-32-9	Acenaphthene	1000	

PRELIMINARY

SOM01.2 (6/2007)

1E - FORM I SV-2  
SEMIVOLATILE ORGANICS ANALYSIS DATA SHEET

EPA SAMPLE NO.

E3N70

Lab Name: MITKEM LABORATORIES Contract: EP-W-05-030  
 Lab Code: MITKEM Case No.: 38701 Mod. Ref No.: 1760.0 SDG No.: E3N42  
 Matrix: (SOIL/SED/WATER) SOIL Lab Sample ID: H1563-04A  
 Sample wt/vol: 30.2 (g/mL) G Lab File ID: S4D5069.D  
 Level: (LOW/MED) LOW Extraction: (Type) SONC  
 % Moisture: 39 Decanted: (Y/N) N Date Received: 08/14/2009  
 Concentrated Extract Volume: 500 (uL) Date Extracted: 08/14/2009  
 Injection Volume: 2.0 (uL) GPC Factor: 2.00 Date Analyzed: 08/16/2009  
 GPC Cleanup: (Y/N) Y pH: 7.5 Dilution Factor: 1.0

CAS NO.	COMPOUND	CONCENTRATION UNITS:		Q
		(ug/L or ug/Kg)	UG/KG	
86-73-7	Fluorene		1700	
85-01-8	Phenanthrene		5500	E
120-12-7	Anthracene		2500	
206-44-0	Fluoranthene		6600	E
129-00-0	Pyrene		5300	E
56-55-3	Benzo(a)anthracene		4600	E
218-01-9	Chrysene		4400	E
205-99-2	Benzo(b)fluoranthene		5800	E
207-08-9	Benzo(k)fluoranthene		2100	
50-32-8	Benzo(a)pyrene		4500	E
193-39-5	Indeno(1,2,3-cd)pyrene		3600	
53-70-3	Dibenzo(a,h)anthracene		1800	
191-24-2	Benzo(g,h,i)perylene		3700	

(1) Cannot be separated from Diphenylamine

PRELIMINARY

SOM01.2 (6/2007)

1D - FORM I SV-1  
SEMIVOLATILE ORGANICS ANALYSIS DATA SHEET

EPA SAMPLE NO.

E3N71

Lab Name: MITKEM LABORATORIES Contract: EP-W-05-030  
 Lab Code: MITKEM Case No.: 38701 Mod. Ref No.: 1760.0 SDG No.: E3N42  
 Matrix: (SOIL/SED/WATER) SOIL Lab Sample ID: H1563-05A  
 Sample wt/vol: 30.2 (g/mL) G Lab File ID: S4D5070.D  
 Level: (LOW/MED) LOW Extraction: (Type) SONC  
 % Moisture: 41 Decanted: (Y/N) N Date Received: 08/14/2009  
 Concentrated Extract Volume: 500 (uL) Date Extracted: 08/14/2009  
 Injection Volume: 2.0 (uL) GPC Factor: 2.00 Date Analyzed: 08/16/2009  
 GPC Cleanup: (Y/N) Y pH: 7.1 Dilution Factor: 1.0

CAS NO.	COMPOUND	CONCENTRATION UNITS:	
		(ug/L or ug/Kg)	UG/KG
91-20-3	Naphthalene	280	J
91-57-6	2-Methylnaphthalene	530	
208-96-8	Acenaphthylene	450	
83-32-9	Acenaphthene	970	

PRELIMINARY

1E - FORM I SV-2  
SEMIVOLATILE ORGANICS ANALYSIS DATA SHEET

EPA SAMPLE NO.

E3N71

Lab Name: MITKEM LABORATORIES Contract: EP-W-05-030  
 Lab Code: MITKEM Case No.: 38701 Mod. Ref No.: 1760.0 SDG No.: E3N42  
 Matrix: (SOIL/SED/WATER) SOIL Lab Sample ID: H1563-05A  
 Sample wt/vol: 30.2 (g/mL) G Lab File ID: S4D5070.D  
 Level: (LOW/MED) LOW Extraction: (Type) SONC  
 % Moisture: 41 Decanted: (Y/N) N Date Received: 08/14/2009  
 Concentrated Extract Volume: 500 (uL) Date Extracted: 08/14/2009  
 Injection Volume: 2.0 (uL) GPC Factor: 2.00 Date Analyzed: 08/16/2009  
 GPC Cleanup: (Y/N) Y pH: 7.1 Dilution Factor: 1.0

CAS NO.	COMPOUND	CONCENTRATION UNITS: (ug/L or ug/Kg)	UG/KG	Q
86-73-7	Fluorene		1500	
85-01-8	Phenanthrene		4300	
120-12-7	Anthracene		1900	
206-44-0	Fluoranthene		5000	E
129-00-0	Pyrene		4000	
56-55-3	Benzo(a)anthracene		3300	
218-01-9	Chrysene		3300	
205-99-2	Benzo(b)fluoranthene		4400	
207-08-9	Benzo(k)fluoranthene		1500	
50-32-8	Benzo(a)pyrene		3400	
193-39-5	Indeno(1,2,3-cd)pyrene		2600	
53-70-3	Dibenzo(a,h)anthracene		1300	
191-24-2	Benzo(g,h,i)perylene		2800	

(1) Cannot be separated from Diphenylamine

PRELIMINARY

1D - FORM I SV-1  
SEMIVOLATILE ORGANICS ANALYSIS DATA SHEET

EPA SAMPLE NO.

E3N85

Lab Name: MITKEM LABORATORIES Contract: EP-W-05-030  
 Lab Code: MITKEM Case No.: 38701 Mod. Ref No.: 1760.0 SDG No.: E3N42  
 Matrix: (SOIL/SED/WATER) SOIL Lab Sample ID: H1563-17A  
 Sample wt/vol: 30.1 (g/mL) G Lab File ID: S2F9353.D  
 Level: (LOW/MED) LOW Extraction: (Type) SONC  
 % Moisture: 37 Decanted: (Y/N) N Date Received: 08/14/2009  
 Concentrated Extract Volume: 500 (uL) Date Extracted: 08/14/2009  
 Injection Volume: 2.0 (uL) GPC Factor: 2.00 Date Analyzed: 08/17/2009  
 GPC Cleanup: (Y/N) Y pH: 7.5 Dilution Factor: 1.0

CAS NO.	COMPOUND	CONCENTRATION UNITS:	
		(ug/L or ug/Kg)	UG/KG
91-20-3	Naphthalene	170	J
91-57-6	2-Methylnaphthalene	200	J
208-96-8	Acenaphthylene	150	J
83-32-9	Acenaphthene	770	

PRELIMINARY

1E - FORM I SV-2  
SEMIVOLATILE ORGANICS ANALYSIS DATA SHEET

EPA SAMPLE NO.

E3N85

Lab Name: MITKEM LABORATORIES Contract: EP-W-05-030  
 Lab Code: MITKEM Case No.: 38701 Mod. Ref No.: 1760.0 SDG No.: E3N42  
 Matrix: (SOIL/SED/WATER) SOIL Lab Sample ID: H1563-17A  
 Sample wt/vol: 30.1 (g/mL) G Lab File ID: S2F9353.D  
 Level: (LOW/MED) LOW Extraction: (Type) SONC  
 % Moisture: 37 Decanted: (Y/N) N Date Received: 08/14/2009  
 Concentrated Extract Volume: 500 (uL) Date Extracted: 08/14/2009  
 Injection Volume: 2.0 (uL) GPC Factor: 2.00 Date Analyzed: 08/17/2009  
 GPC Cleanup: (Y/N) Y pH: 7.5 Dilution Factor: 1.0

CAS NO.	COMPOUND	CONCENTRATION UNITS:	
		(ug/L or ug/Kg)	UG/KG
86-73-7	Fluorene	740	
85-01-8	Phenanthrene	15000	E
120-12-7	Anthracene	1600	
206-44-0	Fluoranthene	30000	E
129-00-0	Pyrene	17000	E
56-55-3	Benzo(a)anthracene	4800	E
218-01-9	Chrysene	7000	E
205-99-2	Benzo(b)fluoranthene	7200	E
207-08-9	Benzo(k)fluoranthene	3900	
50-32-8	Benzo(a)pyrene	4700	E
193-39-5	Indeno(1,2,3-cd)pyrene	5100	E
53-70-3	Dibenzo(a,h)anthracene	2200	
191-24-2	Benzo(g,h,i)perylene	4700	E

(1) Cannot be separated from Diphenylamine

PRELIMINARY



1D - FORM I SV-1  
SEMIVOLATILE ORGANICS ANALYSIS DATA SHEET

EPA SAMPLE NO.

E3N86

Lab Name: MITKEM LABORATORIES Contract: EP-W-05-030  
 Lab Code: MITKEM Case No.: 38701 Mod. Ref No.: 1760.0 SDG No.: E3N42  
 Matrix: (SOIL/SED/WATER) SOIL Lab Sample ID: H1563-18A  
 Sample wt/vol: 30.2 (g/mL) G Lab File ID: S2F9354.D  
 Level: (LOW/MED) LOW Extraction: (Type) SONC  
 % Moisture: 36 Decanted: (Y/N) N Date Received: 08/14/2009  
 Concentrated Extract Volume: 500 (uL) Date Extracted: 08/14/2009  
 Injection Volume: 2.0 (uL) GPC Factor: 2.00 Date Analyzed: 08/17/2009  
 GPC Cleanup: (Y/N) Y pH: 6.9 Dilution Factor: 1.0

CAS NO.	COMPOUND	CONCENTRATION UNITS:		Q
		(ug/L or ug/Kg)	UG/KG	
91-20-3	Naphthalene		200	J
91-57-6	2-Methylnaphthalene		240	J
208-96-8	Acenaphthylene		290	
83-32-9	Acenaphthene		820	

PRELIMINARY

1E - FORM I SV-2  
SEMIVOLATILE ORGANICS ANALYSIS DATA SHEET

EPA SAMPLE NO.

E3N86

Lab Name: MITKEM LABORATORIES Contract: EP-W-05-030  
 Lab Code: MITKEM Case No.: 38701 Mod. Ref No.: 1760.0 SDG No.: E3N42  
 Matrix: (SOIL/SED/WATER) SOIL Lab Sample ID: H1563-18A  
 Sample wt/vol: 30.2 (g/mL) G Lab File ID: S2F9354.D  
 Level: (LOW/MED) LOW Extraction: (Type) SONC  
 % Moisture: 36 Decanted: (Y/N) N Date Received: 08/14/2009  
 Concentrated Extract Volume: 500 (uL) Date Extracted: 08/14/2009  
 Injection Volume: 2.0 (uL) GPC Factor: 2.00 Date Analyzed: 08/17/2009  
 GPC Cleanup: (Y/N) Y pH: 6.9 Dilution Factor: 1.0

CAS NO.	COMPOUND	CONCENTRATION UNITS: (ug/L or ug/Kg)	UG/KG	Q
86-73-7	Fluorene		1000	
85-01-8	Phenanthrene		22000	E
120-12-7	Anthracene		2500	
206-44-0	Fluoranthene		52000	E
129-00-0	Pyrene		24000	E
56-55-3	Benzo(a)anthracene		7600	E
218-01-9	Chrysene		11000	E
205-99-2	Benzo(b)fluoranthene		14000	E
207-08-9	Benzo(k)fluoranthene		5700	E
50-32-8	Benzo(a)pyrene		6700	E
193-39-5	Indeno(1,2,3-cd)pyrene		6900	E
53-70-3	Dibenzo(a,h)anthracene		2800	
191-24-2	Benzo(g,h,i)perylene		6000	E

(1) Cannot be separated from Diphenylamine

PRELIMINARY

SOM01.2 (6/2007)

1D - FORM I SV-1  
SEMIVOLATILE ORGANICS ANALYSIS DATA SHEET

EPA SAMPLE NO.

E3N87

Lab Name: MITKEM LABORATORIES Contract: EP-W-05-030  
 Lab Code: MITKEM Case No.: 38701 Mod. Ref No.: 1760.0 SDG No.: E3N42  
 Matrix: (SOIL/SED/WATER) SOIL Lab Sample ID: H1563-19A  
 Sample wt/vol: 30.3 (g/mL) G Lab File ID: S2F9355.D  
 Level: (LOW/MED) LOW Extraction: (Type) SONC  
 % Moisture: 39 Decanted: (Y/N) N Date Received: 08/14/2009  
 Concentrated Extract Volume: 500 (uL) Date Extracted: 08/14/2009  
 Injection Volume: 2.0 (uL) GPC Factor: 2.00 Date Analyzed: 08/17/2009  
 GPC Cleanup: (Y/N) Y pH: 7.2 Dilution Factor: 1.0

CAS NO.	COMPOUND	CONCENTRATION UNITS: (ug/L or ug/Kg)	UG/KG	Q
91-20-3	Naphthalene		720	
91-57-6	2-Methylnaphthalene		560	
208-96-8	Acenaphthylene		420	
83-32-9	Acenaphthene		2700	E

PRELIMINARY

SOM01.2 (6/2007)

1E - FORM I SV-2  
SEMIVOLATILE ORGANICS ANALYSIS DATA SHEET

EPA SAMPLE NO.

E3N87

Lab Name: MITKEM LABORATORIES Contract: EP-W-05-030  
 Lab Code: MITKEM Case No.: 38701 Mod. Ref No.: 1760.0 SDG No.: E3N42  
 Matrix: (SOIL/SED/WATER) SOIL Lab Sample ID: H1563-19A  
 Sample wt/vol: 30.3 (g/mL) G Lab File ID: S2F9355.D  
 Level: (LOW/MED) LOW Extraction: (Type) SONC  
 % Moisture: 39 Decanted: (Y/N) N Date Received: 08/14/2009  
 Concentrated Extract Volume: 500 (uL) Date Extracted: 08/14/2009  
 Injection Volume: 2.0 (uL) GPC Factor: 2.00 Date Analyzed: 08/17/2009  
 GPC Cleanup: (Y/N) Y pH: 7.2 Dilution Factor: 1.0

CAS NO.	COMPOUND	CONCENTRATION UNITS: <u>UG/KG</u> (ug/L or ug/Kg)	<u>Q</u>
86-73-7	Fluorene	2500	E
85-01-8	Phenanthrene	33000	E
120-12-7	Anthracene	3900	E
206-44-0	Fluoranthene	43000	E
129-00-0	Pyrene	25000	E
56-55-3	Benzo(a)anthracene	10000	E
218-01-9	Chrysene	13000	E
205-99-2	Benzo(b)fluoranthene	23000	E
207-08-9	Benzo(k)fluoranthene	5300	E
50-32-8	Benzo(a)pyrene	11000	E
193-39-5	Indeno(1,2,3-cd)pyrene	8000	E
53-70-3	Dibenzo(a,h)anthracene	3600	E
191-24-2	Benzo(g,h,i)perylene	8100	E

(1) Cannot be separated from Diphenylamine

PRELIMINARY

SOM01.2 (6/2007)

1D - FORM I SV-1  
SEMIVOLATILE ORGANICS ANALYSIS DATA SHEET

EPA SAMPLE NO.

E3N88

Lab Name: MITKEM LABORATORIES Contract: EP-W-05-030  
 Lab Code: MITKEM Case No.: 38701 Mod. Ref No.: 1760.0 SDG No.: E3N42  
 Matrix: (SOIL/SED/WATER) SOIL Lab Sample ID: H1563-20A  
 Sample wt/vol: 30.3 (g/mL) G Lab File ID: S2F9356.D  
 Level: (LOW/MED) LOW Extraction: (Type) SONC  
 % Moisture: 36 Decanted: (Y/N) N Date Received: 08/14/2009  
 Concentrated Extract Volume: 500 (uL) Date Extracted: 08/14/2009  
 Injection Volume: 2.0 (uL) GPC Factor: 2.00 Date Analyzed: 08/17/2009  
 GPC Cleanup: (Y/N) Y pH: 7.3 Dilution Factor: 1.0

CAS NO.	COMPOUND	CONCENTRATION UNITS:		Q
		(ug/L or ug/Kg)	UG/KG	
91-20-3	Naphthalene		380	
91-57-6	2-Methylnaphthalene		510	
208-96-8	Acenaphthylene		220	
83-32-9	Acenaphthene		950	

PRELIMINARY

1E - FORM I SV-2  
SEMIVOLATILE ORGANICS ANALYSIS DATA SHEET

EPA SAMPLE NO.

E3N88

Lab Name: MITKEM LABORATORIES Contract: EP-W-05-030  
 Lab Code: MITKEM Case No.: 38701 Mod. Ref No.: 1760.0 SDG No.: E3N42  
 Matrix: (SOIL/SED/WATER) SOIL Lab Sample ID: H1563-20A  
 Sample wt/vol: 30.3 (g/mL) G Lab File ID: S2F9356.D  
 Level: (LOW/MED) LOW Extraction: (Type) SONC  
 % Moisture: 36 Decanted: (Y/N) N Date Received: 08/14/2009  
 Concentrated Extract Volume: 500 (uL) Date Extracted: 08/14/2009  
 Injection Volume: 2.0 (uL) GPC Factor: 2.00 Date Analyzed: 08/17/2009  
 GPC Cleanup: (Y/N) Y pH: 7.3 Dilution Factor: 1.0

CAS NO.	COMPOUND	CONCENTRATION UNITS:		Q
		(ug/L or ug/Kg)	UG/KG	
86-73-7	Fluorene		1200	
85-01-8	Phenanthrene		13000	E
120-12-7	Anthracene		1900	
206-44-0	Fluoranthene		16000	E
129-00-0	Pyrene		15000	E
56-55-3	Benzo (a) anthracene		4700	E
218-01-9	Chrysene		5200	E
205-99-2	Benzo (b) fluoranthene		7500	E
207-08-9	Benzo (k) fluoranthene		3900	E
50-32-8	Benzo (a) pyrene		4400	E
193-39-5	Indeno (1, 2, 3-cd) pyrene		2900	E
53-70-3	Dibenzo (a, h) anthracene		1200	
191-24-2	Benzo (g, h, i) perylene		2400	E

(1) Cannot be separated from Diphenylamine

PRELIMINARY

SOM01.2 (6/2007)

1D - FORM I SV-1  
SEMIVOLATILE ORGANICS ANALYSIS DATA SHEET

EPA SAMPLE NO.

E3N88MS

Lab Name: MITKEM LABORATORIES Contract: EP-W-05-030  
 Lab Code: MITKEM Case No.: 38701 Mod. Ref No.: 1760.0 SDG No.: E3N42  
 Matrix: (SOIL/SED/WATER) SOIL Lab Sample ID: H1563-20AMS  
 Sample wt/vol: 30.3 (g/mL) G Lab File ID: S2F9357.D  
 Level: (LOW/MED) LOW Extraction: (Type) SONC  
 % Moisture: 36 Decanted: (Y/N) N Date Received: 08/14/2009  
 Concentrated Extract Volume: 500 (uL) Date Extracted: 08/14/2009  
 Injection Volume: 2.0 (uL) GPC Factor: 2.00 Date Analyzed: 08/17/2009  
 GPC Cleanup: (Y/N) Y pH: 7.3 Dilution Factor: 1.0

CAS NO.	COMPOUND	CONCENTRATION UNITS:	
		(ug/L or ug/Kg)	UG/KG
91-20-3	Naphthalene	42	J
91-57-6	2-Methylnaphthalene	56	J
208-96-8	Acenaphthylene	72	J
83-32-9	Acenaphthene	2000	

PRELIMINARY

1E - FORM I SV-2  
SEMIVOLATILE ORGANICS ANALYSIS DATA SHEET

EPA SAMPLE NO.

E3N88MS

Lab Name: MITKEM LABORATORIES Contract: EP-W-05-030  
 Lab Code: MITKEM Case No.: 38701 Mod. Ref No.: 1760.0 SDG No.: E3N42  
 Matrix: (SOIL/SED/WATER) SOIL Lab Sample ID: H1563-20AMS  
 Sample wt/vol: 30.3 (g/mL) G Lab File ID: S2F9357.D  
 Level: (LOW/MED) LOW Extraction: (Type) SONC  
 % Moisture: 36 Decanted: (Y/N) N Date Received: 08/14/2009  
 Concentrated Extract Volume: 500 (uL) Date Extracted: 08/14/2009  
 Injection Volume: 2.0 (uL) GPC Factor: 2.00 Date Analyzed: 08/17/2009  
 GPC Cleanup: (Y/N) Y pH: 7.3 Dilution Factor: 1.0

CAS NO.	COMPOUND	CONCENTRATION UNITS: (ug/L or ug/Kg)	UG/KG	Q
86-73-7	Fluorene		230	
85-01-8	Phenanthrene		2800	E
120-12-7	Anthracene		380	
206-44-0	Fluoranthene		2900	E
129-00-0	Pyrene		5300	E
56-55-3	Benzo(a)anthracene		930	
218-01-9	Chrysene		980	
205-99-2	Benzo(b)fluoranthene		530	
207-08-9	Benzo(k)fluoranthene		410	
50-32-8	Benzo(a)pyrene		570	
193-39-5	Indeno(1,2,3-cd)pyrene		650	
53-70-3	Dibenzo(a,h)anthracene		210	
191-24-2	Benzo(g,h,i)perylene		710	

(1) Cannot be separated from Diphenylamine

PRELIMINARY



1D - FORM I SV-1  
SEMIVOLATILE ORGANICS ANALYSIS DATA SHEET

EPA SAMPLE NO.

E3N88MSD

Lab Name: MITKEM LABORATORIES Contract: EP-W-05-030  
 Lab Code: MITKEM Case No.: 38701 Mod. Ref No.: 1760.0 SDG No.: E3N42  
 Matrix: (SOIL/SED/WATER) SOIL Lab Sample ID: H1563-20AMSD  
 Sample wt/vol: 30.1 (g/mL) G Lab File ID: S2F9358.D  
 Level: (LOW/MED) LOW Extraction: (Type) SONC  
 % Moisture: 36 Decanted: (Y/N) N Date Received: 08/14/2009  
 Concentrated Extract Volume: 500 (uL) Date Extracted: 08/14/2009  
 Injection Volume: 2.0 (uL) GPC Factor: 2.00 Date Analyzed: 08/17/2009  
 GPC Cleanup: (Y/N) Y pH: 7.3 Dilution Factor: 1.0

CAS NO.	COMPOUND	CONCENTRATION UNITS:	
		(ug/L or ug/Kg)	UG/KG
91-20-3	Naphthalene	57	J
91-57-6	2-Methylnaphthalene	130	J
208-96-8	Acenaphthylene	74	J
83-32-9	Acenaphthene	3100	E

PRELIMINARY

SOM01.2 (6/2007)

1E - FORM I SV-2  
SEMIVOLATILE ORGANICS ANALYSIS DATA SHEET

EPA SAMPLE NO.

E3N88MSD

Lab Name: MITKEM LABORATORIES Contract: EP-W-05-030  
 Lab Code: MITKEM Case No.: 38701 Mod. Ref No.: 1760.0 SDG No.: E3N42  
 Matrix: (SOIL/SED/WATER) SOIL Lab Sample ID: H1563-20AMSD  
 Sample wt/vol: 30.1 (g/mL) G Lab File ID: S2F9358.D  
 Level: (LOW/MED) LOW Extraction: (Type) SONC  
 % Moisture: 36 Decanted: (Y/N) N Date Received: 08/14/2009  
 Concentrated Extract Volume: 500 (uL) Date Extracted: 08/14/2009  
 Injection Volume: 2.0 (uL) GPC Factor: 2.00 Date Analyzed: 08/17/2009  
 GPC Cleanup: (Y/N) Y pH: 7.3 Dilution Factor: 1.0

CAS NO.	COMPOUND	CONCENTRATION UNITS:		Q
		(ug/L or ug/Kg)	UG/KG	
86-73-7	Fluorene		230	
85-01-8	Phenanthrene		2600	E
120-12-7	Anthracene		450	
206-44-0	Fluoranthene		3000	E
129-00-0	Pyrene		4800	E
56-55-3	Benzo(a)anthracene		850	
218-01-9	Chrysene		1000	
205-99-2	Benzo(b)fluoranthene		1100	
207-08-9	Benzo(k)fluoranthene		380	
50-32-8	Benzo(a)pyrene		790	
193-39-5	Indeno(1,2,3-cd)pyrene		1200	
53-70-3	Dibenzo(a,h)anthracene		460	
191-24-2	Benzo(g,h,i)perylene		1400	

(1) Cannot be separated from Diphenylamine

PRELIMINARY

SOM01.2 (6/2007)

1F - FORM I SV-SIM  
SEMIVOLATILE SIM ORGANICS ANALYSIS DATA SHEET

EPA SAMPLE NO.

E3N42

Lab Name: MITKEM LABORATORIES Contract: EP-W-05-030  
 Lab Code: MITKEM Case No.: 38701 Mod. Ref No.: \_\_\_\_\_ SDG No.: E3N42  
 Matrix: (SOIL/SED/WATER) SOIL Lab Sample ID: H1563-06A  
 Sample wt/vol: 30.3 (g/mL) G Lab File ID: S4D5106.D  
 Extraction: (Type) SONC  
 % Moisture: 46 Decanted: (Y/N) N Date Received: 08/14/2009  
 Concentrated Extract Volume: 500 (uL) Date Extracted: 08/14/2009  
 Injection Volume: 2.0 (uL) GPC Factor: 2.00 Date Analyzed: 08/16/2009  
 GPC Cleanup: (Y/N) Y pH: 7.5 Dilution Factor: 8.0

CAS NO.	COMPOUND	CONCENTRATION UNITS:		Q
		(ug/L or ug/Kg)	UG/KG	
91-20-3	Naphthalene		450	E
91-57-6	2-Methylnaphthalene		510	E
208-96-8	Acenaphthylene		170	
83-32-9	Acenaphthene		700	E
86-73-7	Fluorene		1400	E
85-01-8	Phenanthrene		7400	E
120-12-7	Anthracene		1800	E
206-44-0	Fluoranthene		9500	E
129-00-0	Pyrene		4300	E
56-55-3	Benzo(a)anthracene		2900	E
218-01-9	Chrysene		3400	E
205-99-2	Benzo(b)fluoranthene		4100	E
207-08-9	Benzo(k)fluoranthene		2600	E
50-32-8	Benzo(a)pyrene		2900	E
193-39-5	Indeno(1,2,3-cd)pyrene		2000	E
53-70-3	Dibenzo(a,h)anthracene		830	E
191-24-2	Benzo(g,h,i)perylene		2200	E

PRELIMINARY

1F - FORM I SV-SIM  
SEMIVOLATILE SIM ORGANICS ANALYSIS DATA SHEET

EPA SAMPLE NO.

E3N44

Lab Name: MITKEM LABORATORIES Contract: EP-W-05-030  
 Lab Code: MITKEM Case No.: 38701 Mod. Ref No.:                      SDG No.: E3N42  
 Matrix: (SOIL/SED/WATER) SOIL Lab Sample ID: H1563-07A  
 Sample wt/vol: 30.4 (g/mL) G Lab File ID: S4D5107.D  
 Extraction: (Type) SONC  
 % Moisture: 42 Decanted: (Y/N) N Date Received: 08/14/2009  
 Concentrated Extract Volume: 500 (uL) Date Extracted: 08/14/2009  
 Injection Volume: 2.0 (uL) GPC Factor: 2.00 Date Analyzed: 08/16/2009  
 GPC Cleanup: (Y/N) Y pH: 7.9 Dilution Factor: 8.0

CAS NO.	COMPOUND	CONCENTRATION UNITS:		Q
		(ug/L or ug/Kg)	UG/KG	
91-20-3	Naphthalene		260	E
91-57-6	2-Methylnaphthalene		340	E
208-96-8	Acenaphthylene		150	
83-32-9	Acenaphthene		520	E
86-73-7	Fluorene		810	E
85-01-8	Phenanthrene		5700	E
120-12-7	Anthracene		1200	E
206-44-0	Fluoranthene		8500	E
129-00-0	Pyrene		6000	E
56-55-3	Benzo(a)anthracene		5000	E
218-01-9	Chrysene		4400	E
205-99-2	Benzo(b)fluoranthene		6600	E
207-08-9	Benzo(k)fluoranthene		2600	E
50-32-8	Benzo(a)pyrene		4800	E
193-39-5	Indeno(1,2,3-cd)pyrene		3600	E
53-70-3	Dibenzo(a,h)anthracene		1200	E
191-24-2	Benzo(g,h,i)perylene		3900	E

PRELIMINARY

1F - FORM I SV-SIM  
SEMIVOLATILE SIM ORGANICS ANALYSIS DATA SHEET

EPA SAMPLE NO.

E3N45

Lab Name: MITKEM LABORATORIES Contract: EP-W-05-030  
 Lab Code: MITKEM Case No.: 38701 Mod. Ref No.:                      SDG No.: E3N42  
 Matrix: (SOIL/SED/WATER) SOIL Lab Sample ID: H1563-08A  
 Sample wt/vol: 30.3 (g/mL) G Lab File ID: S4D5108.D  
 Extraction: (Type) SONC  
 % Moisture: 42 Decanted: (Y/N) N Date Received: 08/14/2009  
 Concentrated Extract Volume: 500 (uL) Date Extracted: 08/14/2009  
 Injection Volume: 2.0 (uL) GPC Factor: 2.00 Date Analyzed: 08/16/2009  
 GPC Cleanup: (Y/N) Y pH: 7.8 Dilution Factor: 8.0

CAS NO.	COMPOUND	CONCENTRATION UNITS:	
		ug/L or ug/Kg	UG/KG
91-20-3	Naphthalene	290	E
91-57-6	2-Methylnaphthalene	380	E
208-96-8	Acenaphthylene	180	
83-32-9	Acenaphthene	650	E
86-73-7	Fluorene	1000	E
85-01-8	Phenanthrene	5900	E
120-12-7	Anthracene	1100	E
206-44-0	Fluoranthene	8600	E
129-00-0	Pyrene	7000	E
56-55-3	Benzo(a)anthracene	5800	E
218-01-9	Chrysene	5300	E
205-99-2	Benzo(b)fluoranthene	5700	E
207-08-9	Benzo(k)fluoranthene	1900	E
50-32-8	Benzo(a)pyrene	3700	E
193-39-5	Indeno(1,2,3-cd)pyrene	2800	E
53-70-3	Dibenzo(a,h)anthracene	1200	E
191-24-2	Benzo(g,h,i)perylene	3000	E

PRELIMINARY

1F - FORM I SV-SIM  
SEMIVOLATILE SIM ORGANICS ANALYSIS DATA SHEET

EPA SAMPLE NO.

E3N46

Lab Name: MITKEM LABORATORIES Contract: EP-W-05-030  
 Lab Code: MITKEM Case No.: 38701 Mod. Ref No.: \_\_\_\_\_ SDG No.: E3N42  
 Matrix: (SOIL/SED/WATER) SOIL Lab Sample ID: H1563-09A  
 Sample wt/vol: 30.2 (g/mL) G Lab File ID: S4D5109.D  
 Extraction: (Type) SONC  
 % Moisture: 39 Decanted: (Y/N) N Date Received: 08/14/2009  
 Concentrated Extract Volume: 500 (uL) Date Extracted: 08/14/2009  
 Injection Volume: 2.0 (uL) GPC Factor: 2.00 Date Analyzed: 08/16/2009  
 GPC Cleanup: (Y/N) Y pH: 7.8 Dilution Factor: 8.0

CAS NO.	COMPOUND	CONCENTRATION UNITS:		Q
		(ug/L or ug/Kg)	UG/KG	
91-20-3	Naphthalene		240	E
91-57-6	2-Methylnaphthalene		200	
208-96-8	Acenaphthylene		110	
83-32-9	Acenaphthene		430	E
86-73-7	Fluorene		640	E
85-01-8	Phenanthrene		3400	E
120-12-7	Anthracene		630	E
206-44-0	Fluoranthene		5000	E
129-00-0	Pyrene		4000	E
56-55-3	Benzo(a)anthracene		3700	E
218-01-9	Chrysene		3200	E
205-99-2	Benzo(b)fluoranthene		3600	E
207-08-9	Benzo(k)fluoranthene		1400	E
50-32-8	Benzo(a)pyrene		2400	E
193-39-5	Indeno(1,2,3-cd)pyrene		1500	E
53-70-3	Dibenzo(a,h)anthracene		720	E
191-24-2	Benzo(g,h,i)perylene		1600	E

PRELIMINARY

1F - FORM I SV-SIM  
SEMIVOLATILE SIM ORGANICS ANALYSIS DATA SHEET

EPA SAMPLE NO.

E3N47

Lab Name: MITKEM LABORATORIES Contract: EP-W-05-030  
 Lab Code: MITKEM Case No.: 38701 Mod. Ref No.: \_\_\_\_\_ SDG No.: E3N42  
 Matrix: (SOIL/SED/WATER) SOIL Lab Sample ID: H1563-10A  
 Sample wt/vol: 30.1 (g/mL) G Lab File ID: S4D5110.D  
 Extraction: (Type) SONC  
 % Moisture: 43 Decanted: (Y/N) N Date Received: 08/14/2009  
 Concentrated Extract Volume: 500 (uL) Date Extracted: 08/14/2009  
 Injection Volume: 2.0 (uL) GPC Factor: 2.00 Date Analyzed: 08/16/2009  
 GPC Cleanup: (Y/N) Y pH: 8.1 Dilution Factor: 8.0

CAS NO.	COMPOUND	CONCENTRATION UNITS:	
		(ug/L or ug/Kg)	UG/KG
91-20-3	Naphthalene	660	E
91-57-6	2-Methylnaphthalene	530	E
208-96-8	Acenaphthylene	110	
83-32-9	Acenaphthene	870	E
86-73-7	Fluorene	1100	E
85-01-8	Phenanthrene	4500	E
120-12-7	Anthracene	1100	E
206-44-0	Fluoranthene	5100	E
129-00-0	Pyrene	4300	E
56-55-3	Benzo(a)anthracene	4000	E
218-01-9	Chrysene	3200	E
205-99-2	Benzo(b)fluoranthene	3900	E
207-08-9	Benzo(k)fluoranthene	1500	E
50-32-8	Benzo(a)pyrene	3000	E
193-39-5	Indeno(1,2,3-cd)pyrene	1700	E
53-70-3	Dibenzo(a,h)anthracene	650	E
191-24-2	Benzo(g,h,i)perylene	2000	E

PRELIMINARY

1F - FORM I SV-SIM  
SEMIVOLATILE SIM ORGANICS ANALYSIS DATA SHEET

EPA SAMPLE NO.

E3N48

Lab Name: MITKEM LABORATORIES Contract: EP-W-05-030  
 Lab Code: MITKEM Case No.: 38701 Mod. Ref No.: \_\_\_\_\_ SDG No.: E3N42  
 Matrix: (SOIL/SED/WATER) SOIL Lab Sample ID: H1563-11A  
 Sample wt/vol: 30.1 (g/mL) G Lab File ID: S4D5093.D  
 Extraction: (Type) SONC  
 % Moisture: 22 Decanted: (Y/N) N Date Received: 08/14/2009  
 Concentrated Extract Volume: 500 (uL) Date Extracted: 08/14/2009  
 Injection Volume: 2.0 (uL) GPC Factor: 2.00 Date Analyzed: 08/16/2009  
 GPC Cleanup: (Y/N) Y pH: 7.5 Dilution Factor: 1.0

CAS NO.	COMPOUND	CONCENTRATION UNITS:		Q
		(ug/L or ug/Kg)	UG/KG	
91-20-3	Naphthalene		2.1	U
91-57-6	2-Methylnaphthalene		2.1	U
208-96-8	Acenaphthylene		2.1	U
83-32-9	Acenaphthene		2.1	U
86-73-7	Fluorene		2.1	U
85-01-8	Phenanthrene		6.5	
120-12-7	Anthracene		2.1	U
206-44-0	Fluoranthene		11	
129-00-0	Pyrene		8.8	
56-55-3	Benzo(a)anthracene		6.1	
218-01-9	Chrysene		7.1	
205-99-2	Benzo(b)fluoranthene		5.4	
207-08-9	Benzo(k)fluoranthene		2.9	
50-32-8	Benzo(a)pyrene		5.5	
193-39-5	Indeno(1,2,3-cd)pyrene		2.6	
53-70-3	Dibenzo(a,h)anthracene		2.1	U
191-24-2	Benzo(g,h,i)perylene		3.0	

PRELIMINARY



1F - FORM I SV-SIM  
SEMIVOLATILE SIM ORGANICS ANALYSIS DATA SHEET

EPA SAMPLE NO.

E3N49

Lab Name: MITKEM LABORATORIES Contract: EP-W-05-030  
 Lab Code: MITKEM Case No.: 38701 Mod. Ref No.: \_\_\_\_\_ SDG No.: E3N42  
 Matrix: (SOIL/SED/WATER) SOIL Lab Sample ID: H1563-12A  
 Sample wt/vol: 30.0 (g/mL) G Lab File ID: S4D5111.D  
 Extraction: (Type) SONC  
 % Moisture: 39 Decanted: (Y/N) N Date Received: 08/14/2009  
 Concentrated Extract Volume: 500 (uL) Date Extracted: 08/14/2009  
 Injection Volume: 2.0 (uL) GPC Factor: 2.00 Date Analyzed: 08/16/2009  
 GPC Cleanup: (Y/N) Y pH: 7.4 Dilution Factor: 8.0

CAS NO.	COMPOUND	CONCENTRATION UNITS:	
		(ug/L or ug/Kg)	UG/KG
91-20-3	Naphthalene	230	E
91-57-6	2-Methylnaphthalene	350	E
208-96-8	Acenaphthylene	120	
83-32-9	Acenaphthene	800	E
86-73-7	Fluorene	1200	E
85-01-8	Phenanthrene	6000	E
120-12-7	Anthracene	1700	E
206-44-0	Fluoranthene	7600	E
129-00-0	Pyrene	6100	E
56-55-3	Benzo (a) anthracene	5300	E
218-01-9	Chrysene	4300	E
205-99-2	Benzo (b) fluoranthene	4100	E
207-08-9	Benzo (k) fluoranthene	2500	E
50-32-8	Benzo (a) pyrene	3400	E
193-39-5	Indeno (1, 2, 3-cd) pyrene	2300	E
53-70-3	Dibenzo (a, h) anthracene	760	E
191-24-2	Benzo (g, h, i) perylene	2300	E

PRELIMINARY

1F - FORM I SV-SIM  
SEMIVOLATILE SIM ORGANICS ANALYSIS DATA SHEET

EPA SAMPLE NO.

E3N50

Lab Name: MITKEM LABORATORIES Contract: EP-W-05-030  
 Lab Code: MITKEM Case No.: 38701 Mod. Ref No.: \_\_\_\_\_ SDG No.: E3N42  
 Matrix: (SOIL/SED/WATER) SOIL Lab Sample ID: H1563-13A  
 Sample wt/vol: 30.0 (g/mL) G Lab File ID: S4D5112.D  
 Extraction: (Type) SONC  
 % Moisture: 34 Decanted: (Y/N) N Date Received: 08/14/2009  
 Concentrated Extract Volume: 500 (uL) Date Extracted: 08/14/2009  
 Injection Volume: 2.0 (uL) GPC Factor: 2.00 Date Analyzed: 08/16/2009  
 GPC Cleanup: (Y/N) Y pH: 7.7 Dilution Factor: 8.0

CAS NO.	COMPOUND	CONCENTRATION UNITS:		Q
		(ug/L or ug/Kg)	UG/KG	
91-20-3	Naphthalene		190	
91-57-6	2-Methylnaphthalene		250	
208-96-8	Acenaphthylene		170	
83-32-9	Acenaphthene		740	E
86-73-7	Fluorene		1100	E
85-01-8	Phenanthrene		6500	E
120-12-7	Anthracene		1400	E
206-44-0	Fluoranthene		9300	E
129-00-0	Pyrene		5100	E
56-55-3	Benzo(a)anthracene		4000	E
218-01-9	Chrysene		3800	E
205-99-2	Benzo(b)fluoranthene		4400	E
207-08-9	Benzo(k)fluoranthene		1800	E
50-32-8	Benzo(a)pyrene		3000	E
193-39-5	Indeno(1,2,3-cd)pyrene		1800	E
53-70-3	Dibenzo(a,h)anthracene		760	E
191-24-2	Benzo(g,h,i)perylene		1900	E

PRELIMINARY

1F - FORM I SV-SIM  
SEMIVOLATILE SIM ORGANICS ANALYSIS DATA SHEET

EPA SAMPLE NO.

E3N51

Lab Name: MITKEM LABORATORIES Contract: EP-W-05-030  
 Lab Code: MITKEM Case No.: 38701 Mod. Ref No.: \_\_\_\_\_ SDG No.: E3N42  
 Matrix: (SOIL/SED/WATER) SOIL Lab Sample ID: H1563-14A  
 Sample wt/vol: 30.0 (g/mL) G Lab File ID: S4D5113.D  
 Extraction: (Type) SONC  
 % Moisture: 37 Decanted: (Y/N) N Date Received: 08/14/2009  
 Concentrated Extract Volume: 500 (uL) Date Extracted: 08/14/2009  
 Injection Volume: 2.0 (uL) GPC Factor: 2.00 Date Analyzed: 08/16/2009  
 GPC Cleanup: (Y/N) Y pH: 7.7 Dilution Factor: 8.0

CAS NO.	COMPOUND	CONCENTRATION UNITS:		Q
		(ug/L or ug/Kg)	UG/KG	
91-20-3	Naphthalene		150	
91-57-6	2-Methylnaphthalene		180	
208-96-8	Acenaphthylene		100	
83-32-9	Acenaphthene		370	
86-73-7	Fluorene		620	E
85-01-8	Phenanthrene		4700	E
120-12-7	Anthracene		760	E
206-44-0	Fluoranthene		6900	E
129-00-0	Pyrene		4000	E
56-55-3	Benzo (a) anthracene		2400	E
218-01-9	Chrysene		2600	E
205-99-2	Benzo (b) fluoranthene		4400	E
207-08-9	Benzo (k) fluoranthene		1600	E
50-32-8	Benzo (a) pyrene		3000	E
193-39-5	Indeno (1, 2, 3-cd) pyrene		2000	E
53-70-3	Dibenzo (a, h) anthracene		780	E
191-24-2	Benzo (g, h, i) perylene		2100	E

PRELIMINARY

1F - FORM I SV-SIM  
SEMIVOLATILE SIM ORGANICS ANALYSIS DATA SHEET

EPA SAMPLE NO.

E3N52

Lab Name: MITKEM LABORATORIES Contract: EP-W-05-030  
 Lab Code: MITKEM Case No.: 38701 Mod. Ref No.:                      SDG No.: E3N42  
 Matrix: (SOIL/SED/WATER) SOIL Lab Sample ID: H1563-15A  
 Sample wt/vol: 30.2 (g/mL) G Lab File ID: S4D5114.D  
 Extraction: (Type) SONC  
 % Moisture: 32 Decanted: (Y/N) N Date Received: 08/14/2009  
 Concentrated Extract Volume: 500 (uL) Date Extracted: 08/14/2009  
 Injection Volume: 2.0 (uL) GPC Factor: 2.00 Date Analyzed: 08/16/2009  
 GPC Cleanup: (Y/N) Y pH: 7.8 Dilution Factor: 8.0

CAS NO.	COMPOUND	CONCENTRATION UNITS:		Q
		(ug/L or ug/Kg)	UG/KG	
91-20-3	Naphthalene		340	
91-57-6	2-Methylnaphthalene		300	
208-96-8	Acenaphthylene		170	
83-32-9	Acenaphthene		830	E
86-73-7	Fluorene		1200	E
85-01-8	Phenanthrene		7400	E
120-12-7	Anthracene		1500	E
206-44-0	Fluoranthene		10000	E
129-00-0	Pyrene		5500	E
56-55-3	Benzo(a)anthracene		4500	E
218-01-9	Chrysene		4100	E
205-99-2	Benzo(b)fluoranthene		4300	E
207-08-9	Benzo(k)fluoranthene		2100	E
50-32-8	Benzo(a)pyrene		3100	E
193-39-5	Indeno(1,2,3-cd)pyrene		1800	E
53-70-3	Dibenzo(a,h)anthracene		830	E
191-24-2	Benzo(g,h,i)perylene		1900	E

PRELIMINARY

1F - FORM I SV-SIM  
SEMIVOLATILE SIM ORGANICS ANALYSIS DATA SHEET

EPA SAMPLE NO.

E3N53

Lab Name: MITKEM LABORATORIES Contract: EP-W-05-030  
 Lab Code: MITKEM Case No.: 38701 Mod. Ref No.: \_\_\_\_\_ SDG No.: E3N42  
 Matrix: (SOIL/SED/WATER) SOIL Lab Sample ID: H1563-16A  
 Sample wt/vol: 30.2 (g/mL) G Lab File ID: S4D5115.D  
 Extraction: (Type) SONC  
 % Moisture: 32 Decanted: (Y/N) N Date Received: 08/14/2009  
 Concentrated Extract Volume: 500 (uL) Date Extracted: 08/14/2009  
 Injection Volume: 2.0 (uL) GPC Factor: 2.00 Date Analyzed: 08/16/2009  
 GPC Cleanup: (Y/N) Y pH: 7.9 Dilution Factor: 8.0

CAS NO.	COMPOUND	CONCENTRATION UNITS:		Q
		(ug/L or ug/Kg)	UG/KG	
91-20-3	Naphthalene		300	
91-57-6	2-Methylnaphthalene		270	
208-96-8	Acenaphthylene		150	
83-32-9	Acenaphthene		670	E
86-73-7	Fluorene		960	E
85-01-8	Phenanthrene		6300	E
120-12-7	Anthracene		1200	E
206-44-0	Fluoranthene		8800	E
129-00-0	Pyrene		4800	E
56-55-3	Benzo(a)anthracene		4000	E
218-01-9	Chrysene		3700	E
205-99-2	Benzo(b)fluoranthene		3900	E
207-08-9	Benzo(k)fluoranthene		1700	E
50-32-8	Benzo(a)pyrene		2800	E
193-39-5	Indeno(1,2,3-cd)pyrene		1600	E
53-70-3	Dibenzo(a,h)anthracene		680	E
191-24-2	Benzo(g,h,i)perylene		1700	E

PRELIMINARY

1F - FORM I SV-SIM  
SEMIVOLATILE SIM ORGANICS ANALYSIS DATA SHEET

EPA SAMPLE NO.

E3N68

Lab Name: MITKEM LABORATORIES Contract: EP-W-05-030  
 Lab Code: MITKEM Case No.: 38701 Mod. Ref No.: \_\_\_\_\_ SDG No.: E3N42  
 Matrix: (SOIL/SED/WATER) SOIL Lab Sample ID: H1563-02A  
 Sample wt/vol: 30.1 (g/mL) G Lab File ID: S4D5087.D  
 Extraction: (Type) SONC  
 % Moisture: 17 Decanted: (Y/N) N Date Received: 08/14/2009  
 Concentrated Extract Volume: 500 (uL) Date Extracted: 08/14/2009  
 Injection Volume: 2.0 (uL) GPC Factor: 2.00 Date Analyzed: 08/16/2009  
 GPC Cleanup: (Y/N) Y pH: 7.9 Dilution Factor: 8.0

CAS NO.	COMPOUND	CONCENTRATION UNITS:		Q
		(ug/L or ug/Kg)	UG/KG	
91-20-3	Naphthalene		200	
91-57-6	2-Methylnaphthalene		150	
208-96-8	Acenaphthylene		58	
83-32-9	Acenaphthene		190	
86-73-7	Fluorene		230	
85-01-8	Phenanthrene		640	E
120-12-7	Anthracene		120	
206-44-0	Fluoranthene		410	E
129-00-0	Pyrene		240	
56-55-3	Benzo(a)anthracene		160	
218-01-9	Chrysene		160	
205-99-2	Benzo(b)fluoranthene		140	
207-08-9	Benzo(k)fluoranthene		71	
50-32-8	Benzo(a)pyrene		120	
193-39-5	Indeno(1,2,3-cd)pyrene		66	
53-70-3	Dibenzo(a,h)anthracene		32	U
191-24-2	Benzo(g,h,i)perylene		86	

PRELIMINARY

1F - FORM I SV-SIM  
SEMIVOLATILE SIM ORGANICS ANALYSIS DATA SHEET

EPA SAMPLE NO.

E3N69

Lab Name: MITKEM LABORATORIES Contract: EP-W-05-030  
 Lab Code: MITKEM Case No.: 38701 Mod. Ref No.:                      SDG No.: E3N42  
 Matrix: (SOIL/SED/WATER) SOIL Lab Sample ID: H1563-03A  
 Sample wt/vol: 30.2 (g/mL) G Lab File ID: S4D5088.D  
 Extraction: (Type) SONC  
 % Moisture: 43 Decanted: (Y/N) N Date Received: 08/14/2009  
 Concentrated Extract Volume: 500 (uL) Date Extracted: 08/14/2009  
 Injection Volume: 2.0 (uL) GPC Factor: 2.00 Date Analyzed: 08/16/2009  
 GPC Cleanup: (Y/N) Y pH: 7.4 Dilution Factor: 8.0

CAS NO.	COMPOUND	CONCENTRATION UNITS:		Q
		(ug/L or ug/Kg)	UG/KG	
91-20-3	Naphthalene		140	
91-57-6	2-Methylnaphthalene		260	
208-96-8	Acenaphthylene		230	
83-32-9	Acenaphthene		480	E
86-73-7	Fluorene		830	E
85-01-8	Phenanthrene		4300	E
120-12-7	Anthracene		1100	E
206-44-0	Fluoranthene		6200	E
129-00-0	Pyrene		3000	E
56-55-3	Benzo(a)anthracene		2700	E
218-01-9	Chrysene		2500	E
205-99-2	Benzo(b)fluoranthene		2700	E
207-08-9	Benzo(k)fluoranthene		1200	E
50-32-8	Benzo(a)pyrene		2100	E
193-39-5	Indeno(1,2,3-cd)pyrene		1700	E
53-70-3	Dibenzo(a,h)anthracene		730	E
191-24-2	Benzo(g,h,i)perylene		2000	E

PRELIMINARY

1F - FORM I SV-SIM  
SEMIVOLATILE SIM ORGANICS ANALYSIS DATA SHEET

EPA SAMPLE NO.

E3N70

Lab Name: MITKEM LABORATORIES Contract: EP-W-05-030  
 Lab Code: MITKEM Case No.: 38701 Mod. Ref No.: \_\_\_\_\_ SDG No.: E3N42  
 Matrix: (SOIL/SED/WATER) SOIL Lab Sample ID: H1563-04A  
 Sample wt/vol: 30.2 (g/mL) G Lab File ID: S4D5089.D  
 Extraction: (Type) SONC  
 % Moisture: 39 Decanted: (Y/N) N Date Received: 08/14/2009  
 Concentrated Extract Volume: 500 (uL) Date Extracted: 08/14/2009  
 Injection Volume: 2.0 (uL) GPC Factor: 2.00 Date Analyzed: 08/16/2009  
 GPC Cleanup: (Y/N) Y pH: 7.5 Dilution Factor: 8.0

CAS NO.	COMPOUND	CONCENTRATION UNITS:		Q
		(ug/L or ug/Kg)	UG/KG	
91-20-3	Naphthalene		170	
91-57-6	2-Methylnaphthalene		300	
208-96-8	Acenaphthylene		260	
83-32-9	Acenaphthene		620	E
86-73-7	Fluorene		1000	E
85-01-8	Phenanthrene		4300	E
120-12-7	Anthracene		1100	E
206-44-0	Fluoranthene		6200	E
129-00-0	Pyrene		2900	E
56-55-3	Benzo(a)anthracene		2500	E
218-01-9	Chrysene		2500	E
205-99-2	Benzo(b)fluoranthene		4100	E
207-08-9	Benzo(k)fluoranthene		2100	E
50-32-8	Benzo(a)pyrene		3300	E
193-39-5	Indeno(1,2,3-cd)pyrene		2800	E
53-70-3	Dibenzo(a,h)anthracene		1300	E
191-24-2	Benzo(g,h,i)perylene		3400	E

PRELIMINARY



1F - FORM I SV-SIM  
SEMIVOLATILE SIM ORGANICS ANALYSIS DATA SHEET

EPA SAMPLE NO.

E3N71

Lab Name: MITKEM LABORATORIES Contract: EP-W-05-030  
 Lab Code: MITKEM Case No.: 38701 Mod. Ref No.: \_\_\_\_\_ SDG No.: E3N42  
 Matrix: (SOIL/SED/WATER) SOIL Lab Sample ID: H1563-05A  
 Sample wt/vol: 30.2 (g/mL) G Lab File ID: S4D5090.D  
 Extraction: (Type) SONC  
 % Moisture: 41 Decanted: (Y/N) N Date Received: 08/14/2009  
 Concentrated Extract Volume: 500 (uL) Date Extracted: 08/14/2009  
 Injection Volume: 2.0 (uL) GPC Factor: 2.00 Date Analyzed: 08/16/2009  
 GPC Cleanup: (Y/N) Y pH: 7.1 Dilution Factor: 8.0

CAS NO.	COMPOUND	CONCENTRATION UNITS:		Q
		(ug/L or ug/Kg)	UG/KG	
91-20-3	Naphthalene		220	
91-57-6	2-Methylnaphthalene		410	
208-96-8	Acenaphthylene		200	
83-32-9	Acenaphthene		650	E
86-73-7	Fluorene		1000	E
85-01-8	Phenanthrene		4200	E
120-12-7	Anthracene		940	E
206-44-0	Fluoranthene		6100	E
129-00-0	Pyrene		2900	E
56-55-3	Benzo (a) anthracene		2500	E
218-01-9	Chrysene		2200	E
205-99-2	Benzo (b) fluoranthene		2800	E
207-08-9	Benzo (k) fluoranthene		1300	E
50-32-8	Benzo (a) pyrene		2300	E
193-39-5	Indeno (1, 2, 3-cd) pyrene		1900	E
53-70-3	Dibenzo (a, h) anthracene		720	E
191-24-2	Benzo (g, h, i) perylene		2200	E

PRELIMINARY

1F - FORM I SV-SIM  
SEMIVOLATILE SIM ORGANICS ANALYSIS DATA SHEET

EPA SAMPLE NO.

E3N85

Lab Name: MITKEM LABORATORIES Contract: EP-W-05-030  
 Lab Code: MITKEM Case No.: 38701 Mod. Ref No.: \_\_\_\_\_ SDG No.: E3N42  
 Matrix: (SOIL/SED/WATER) SOIL Lab Sample ID: H1563-17A  
 Sample wt/vol: 30.1 (g/mL) G Lab File ID: S4D5116.D  
 Extraction: (Type) SONC  
 % Moisture: 37 Decanted: (Y/N) N Date Received: 08/14/2009  
 Concentrated Extract Volume: 500 (uL) Date Extracted: 08/14/2009  
 Injection Volume: 2.0 (uL) GPC Factor: 2.00 Date Analyzed: 08/16/2009  
 GPC Cleanup: (Y/N) Y pH: 7.5 Dilution Factor: 8.0

CAS NO.	COMPOUND	CONCENTRATION UNITS:		Q
		(ug/L or ug/Kg)	UG/KG	
91-20-3	Naphthalene		390	
91-57-6	2-Methylnaphthalene		420	
208-96-8	Acenaphthylene		210	
83-32-9	Acenaphthene		1200	E
86-73-7	Fluorene		1400	E
85-01-8	Phenanthrene		9300	E
120-12-7	Anthracene		2200	E
206-44-0	Fluoranthene		13000	E
129-00-0	Pyrene		10000	E
56-55-3	Benzo(a)anthracene		9200	E
218-01-9	Chrysene		7600	E
205-99-2	Benzo(b)fluoranthene		7800	E
207-08-9	Benzo(k)fluoranthene		4000	E
50-32-8	Benzo(a)pyrene		6100	E
193-39-5	Indeno(1,2,3-cd)pyrene		3500	E
53-70-3	Dibenzo(a,h)anthracene		1300	E
191-24-2	Benzo(g,h,i)perylene		3600	E

PRELIMINARY

1F - FORM I SV-SIM  
SEMIVOLATILE SIM ORGANICS ANALYSIS DATA SHEET

EPA SAMPLE NO.

E3N86

Lab Name: MITKEM LABORATORIES Contract: EP-W-05-030  
 Lab Code: MITKEM Case No.: 38701 Mod. Ref No.: \_\_\_\_\_ SDG No.: E3N42  
 Matrix: (SOIL/SED/WATER) SOIL Lab Sample ID: H1563-18A  
 Sample wt/vol: 30.2 (g/mL) G Lab File ID: S4D5117.D  
 Extraction: (Type) SONC  
 % Moisture: 36 Decanted: (Y/N) N Date Received: 08/14/2009  
 Concentrated Extract Volume: 500 (uL) Date Extracted: 08/14/2009  
 Injection Volume: 2.0 (uL) GPC Factor: 2.00 Date Analyzed: 08/16/2009  
 GPC Cleanup: (Y/N) Y pH: 6.9 Dilution Factor: 8.0

CAS NO.	COMPOUND	CONCENTRATION UNITS:		Q
		(ug/L or ug/Kg)	UG/KG	
91-20-3	Naphthalene		380	
91-57-6	2-Methylnaphthalene		380	
208-96-8	Acenaphthylene		310	
83-32-9	Acenaphthene		940	E
86-73-7	Fluorene		1400	E
85-01-8	Phenanthrene		9000	E
120-12-7	Anthracene		2200	E
206-44-0	Fluoranthene		14000	E
129-00-0	Pyrene		11000	E
56-55-3	Benzo(a)anthracene		10000	E
218-01-9	Chrysene		8000	E
205-99-2	Benzo(b)fluoranthene		7900	E
207-08-9	Benzo(k)fluoranthene		4200	E
50-32-8	Benzo(a)pyrene		6300	E
193-39-5	Indeno(1,2,3-cd)pyrene		4500	E
53-70-3	Dibenzo(a,h)anthracene		1500	E
191-24-2	Benzo(g,h,i)perylene		4200	E

PRELIMINARY

1F - FORM I SV-SIM  
SEMIVOLATILE SIM ORGANICS ANALYSIS DATA SHEET

EPA SAMPLE NO.

E3N87

Lab Name: MITKEM LABORATORIES Contract: EP-W-05-030  
 Lab Code: MITKEM Case No.: 38701 Mod. Ref No.:                      SDG No.: E3N42  
 Matrix: (SOIL/SED/WATER) SOIL Lab Sample ID: H1563-19A  
 Sample wt/vol: 30.3 (g/mL) G Lab File ID: S4D5118.D  
 Extraction: (Type) SONC  
 % Moisture: 39 Decanted: (Y/N) N Date Received: 08/14/2009  
 Concentrated Extract Volume: 500 (uL) Date Extracted: 08/14/2009  
 Injection Volume: 2.0 (uL) GPC Factor: 2.00 Date Analyzed: 08/17/2009  
 GPC Cleanup: (Y/N) Y pH: 7.2 Dilution Factor: 8.0

CAS NO.	COMPOUND	CONCENTRATION UNITS:		Q
		(ug/L or ug/Kg)	UG/KG	
91-20-3	Naphthalene		540	E
91-57-6	2-Methylnaphthalene		440	E
208-96-8	Acenaphthylene		210	
83-32-9	Acenaphthene		1000	E
86-73-7	Fluorene		1300	E
85-01-8	Phenanthrene		7600	E
120-12-7	Anthracene		1700	E
206-44-0	Fluoranthene		9300	E
129-00-0	Pyrene		8100	E
56-55-3	Benzo(a)anthracene		7100	E
218-01-9	Chrysene		5800	E
205-99-2	Benzo(b)fluoranthene		7500	E
207-08-9	Benzo(k)fluoranthene		3100	E
50-32-8	Benzo(a)pyrene		6000	E
193-39-5	Indeno(1,2,3-cd)pyrene		3500	E
53-70-3	Dibenzo(a,h)anthracene		1800	E
191-24-2	Benzo(g,h,i)perylene		3900	E

PRELIMINARY

1F - FORM I SV-SIM  
SEMIVOLATILE SIM ORGANICS ANALYSIS DATA SHEET

EPA SAMPLE NO.

E3N88

Lab Name: MITKEM LABORATORIES Contract: EP-W-05-030  
 Lab Code: MITKEM Case No.: 38701 Mod. Ref No.:                      SDG No.: E3N42  
 Matrix: (SOIL/SED/WATER) SOIL Lab Sample ID: H1563-20A  
 Sample wt/vol: 30.3 (g/mL) G Lab File ID: S4D5119.D  
 Extraction: (Type) SONC  
 % Moisture: 36 Decanted: (Y/N) N Date Received: 08/14/2009  
 Concentrated Extract Volume: 500 (uL) Date Extracted: 08/14/2009  
 Injection Volume: 2.0 (uL) GPC Factor: 2.00 Date Analyzed: 08/17/2009  
 GPC Cleanup: (Y/N) Y pH: 7.3 Dilution Factor: 8.0

CAS NO.	COMPOUND	CONCENTRATION UNITS:	
		(ug/L or ug/Kg)	UG/KG
91-20-3	Naphthalene	280	E
91-57-6	2-Methylnaphthalene	280	E
208-96-8	Acenaphthylene	190	
83-32-9	Acenaphthene	660	E
86-73-7	Fluorene	920	E
85-01-8	Phenanthrene	4000	E
120-12-7	Anthracene	930	E
206-44-0	Fluoranthene	4800	E
129-00-0	Pyrene	3300	E
56-55-3	Benzo(a)anthracene	3300	E
218-01-9	Chrysene	2700	E
205-99-2	Benzo(b)fluoranthene	2700	E
207-08-9	Benzo(k)fluoranthene	1400	E
50-32-8	Benzo(a)pyrene	2300	E
193-39-5	Indeno(1,2,3-cd)pyrene	1500	E
53-70-3	Dibenzo(a,h)anthracene	500	E
191-24-2	Benzo(g,h,i)perylene	1600	E

PRELIMINARY

1F - FORM I SV-SIM  
SEMIVOLATILE SIM ORGANICS ANALYSIS DATA SHEET

EPA SAMPLE NO.

E3N88MS

Lab Name: MITKEM LABORATORIES Contract: EP-W-05-030  
 Lab Code: MITKEM Case No.: 38701 Mod. Ref No.: \_\_\_\_\_ SDG No.: E3N42  
 Matrix: (SOIL/SED/WATER) SOIL Lab Sample ID: H1563-20AMS  
 Sample wt/vol: 30.2 (g/mL) G Lab File ID: S4D5120.D  
 Extraction: (Type) SONC  
 % Moisture: 36 Decanted: (Y/N) N Date Received: 08/14/2009  
 Concentrated Extract Volume: 500 (uL) Date Extracted: 08/14/2009  
 Injection Volume: 2.0 (uL) GPC Factor: 2.00 Date Analyzed: 08/17/2009  
 GPC Cleanup: (Y/N) Y pH: 7.3 Dilution Factor: 8.0

CAS NO.	COMPOUND	CONCENTRATION UNITS:		Q
		(ug/L or ug/Kg)	UG/KG	
91-20-3	Naphthalene		77	
91-57-6	2-Methylnaphthalene		97	
208-96-8	Acenaphthylene		57	
83-32-9	Acenaphthene		310	E
86-73-7	Fluorene		420	E
85-01-8	Phenanthrene		1700	E
120-12-7	Anthracene		590	E
206-44-0	Fluoranthene		1900	E
129-00-0	Pyrene		1000	E
56-55-3	Benzo(a)anthracene		870	E
218-01-9	Chrysene		810	E
205-99-2	Benzo(b)fluoranthene		1200	E
207-08-9	Benzo(k)fluoranthene		490	E
50-32-8	Benzo(a)pyrene		1000	E
193-39-5	Indeno(1,2,3-cd)pyrene		580	E
53-70-3	Dibenzo(a,h)anthracene		230	E
191-24-2	Benzo(g,h,i)perylene		680	E

PRELIMINARY

1F - FORM I SV-SIM  
SEMIVOLATILE SIM ORGANICS ANALYSIS DATA SHEET

EPA SAMPLE NO.

E3N88MSD

Lab Name: MITKEM LABORATORIES Contract: EP-W-05-030  
 Lab Code: MITKEM Case No.: 38701 Mod. Ref No.: \_\_\_\_\_ SDG No.: E3N42  
 Matrix: (SOIL/SED/WATER) SOIL Lab Sample ID: H1563-20AMSD  
 Sample wt/vol: 30.3 (g/mL) G Lab File ID: S4D5121.D  
 Extraction: (Type) SONC  
 % Moisture: 36 Decanted: (Y/N) N Date Received: 08/14/2009  
 Concentrated Extract Volume: 500 (uL) Date Extracted: 08/14/2009  
 Injection Volume: 2.0 (uL) GPC Factor: 2.00 Date Analyzed: 08/17/2009  
 GPC Cleanup: (Y/N) Y pH: 7.3 Dilution Factor: 8.0

CAS NO.	COMPOUND	CONCENTRATION UNITS:		Q
		(ug/L or ug/Kg)	UG/KG	
91-20-3	Naphthalene		91	
91-57-6	2-Methylnaphthalene		93	
208-96-8	Acenaphthylene		51	
83-32-9	Acenaphthene		300	E
86-73-7	Fluorene		390	E
85-01-8	Phenanthrene		1700	E
120-12-7	Anthracene		590	E
206-44-0	Fluoranthene		1900	E
129-00-0	Pyrene		1000	E
56-55-3	Benzo(a)anthracene		840	E
218-01-9	Chrysene		790	E
205-99-2	Benzo(b)fluoranthene		1300	E
207-08-9	Benzo(k)fluoranthene		470	E
50-32-8	Benzo(a)pyrene		1000	E
193-39-5	Indeno(1,2,3-cd)pyrene		570	E
53-70-3	Dibenzo(a,h)anthracene		260	E
191-24-2	Benzo(g,h,i)perylene		670	E

PRELIMINARY

1H - FORM I ARO  
 AROCLOR ORGANICS ANALYSIS DATA SHEET

EPA SAMPLE NO.

E3N72

Lab Name: MITKEM LABORATORIES Contract: EP-W-05-030  
 Lab Code: MITKEM Case No.: 38701 Mod. Ref No.: \_\_\_\_\_ SDG No.: E3N72  
 Matrix: (SOIL/SED/WATER) SOIL Lab Sample ID: H1565-01A  
 Sample wt/vol: 30.0 (g/mL) G Lab File ID: E3G5452F.D/E3G5452R.D  
 % Moisture: 41 Decanted: (Y/N) N Date Received: 08/14/2009  
 Extraction: (Type) SONC Date Extracted: 08/14/2009  
 Concentrated Extract Volume: 10000 (uL) Date Analyzed: 08/16/2009  
 Injection Volume: 1.0 (uL) GPC Factor: 1.00 Dilution Factor: 1.0  
 GPC Cleanup: (Y/N) N pH: 7.14 Sulfur Cleanup: (Y/N) Y  
 Acid Cleanup: (Y/N) Y 8/17/09ms

CAS NO.	COMPOUND	CONCENTRATION UNITS: UG/KG	
		(ug/L or ug/Kg)	Q
12674-11-2	Aroclor-1016	56	U
11104-28-2	Aroclor-1221	56	U
11141-16-5	Aroclor-1232	56	U
53469-21-9	Aroclor-1242	56	U
12672-29-6	Aroclor-1248	56	U
11097-69-1	Aroclor-1254	2500	E
11096-82-5	Aroclor-1260	1100	E
37324-23-5	Aroclor-1262	56	U
11100-14-4	Aroclor-1268	56	U

PRELIMINARY



1H - FORM I ARO  
 AROCLOR ORGANICS ANALYSIS DATA SHEET

EPA SAMPLE NO.

E3N72MS (1)

Lab Name: MITKEM LABORATORIES Contract: EP-W-05-030  
 Lab Code: MITKEM Case No.: 38701 Mod. Ref No.:                      SDG No.: E3N72  
 Matrix: (SOIL/SED/WATER) SOIL Lab Sample ID: H1565-01AMS  
 Sample wt/vol: 30.2 (g/mL) G Lab File ID: E3G5453F.D  
 % Moisture: 41 Decanted: (Y/N) N Date Received: 08/14/2009  
 Extraction: (Type) SONC Date Extracted: 08/14/2009  
 Concentrated Extract Volume: 10000 (uL) Date Analyzed: 08/16/2009  
 Injection Volume: 1.0 (uL) GPC Factor: 1.00 Dilution Factor: 1.0  
 GPC Cleanup: (Y/N) N pH: 7.14 Sulfur Cleanup: (Y/N) Y  
 Acid Cleanup: (Y/N) Y 8/17/09us

CAS NO.	COMPOUND	CONCENTRATION UNITS:	
		UG/KG (ug/L or ug/Kg)	Q
12674-11-2	Aroclor-1016	560	P
11104-28-2	Aroclor-1221	56	U
11141-16-5	Aroclor-1232	56	U
53469-21-9	Aroclor-1242	56	U
12672-29-6	Aroclor-1248	56	U
11097-69-1	Aroclor-1254	1900	E
11096-82-5	Aroclor-1260	920	E
37324-23-5	Aroclor-1262	56	U
11100-14-4	Aroclor-1268	56	U

PRELIMINARY

1H - FORM I ARO  
 AROCLOR ORGANICS ANALYSIS DATA SHEET

EPA SAMPLE NO.

E3N72MS (2)

Lab Name: MITKEM LABORATORIES Contract: EP-W-05-030  
 Lab Code: MITKEM Case No.: 38701 Mod. Ref No.:                      SDG No.: E3N72  
 Matrix: (SOIL/SED/WATER) SOIL Lab Sample ID: H1565-01AMS  
 Sample wt/vol: 30.2 (g/mL) G Lab File ID: E3G5453R.D  
 % Moisture: 41 Decanted: (Y/N) N Date Received: 08/14/2009  
 Extraction: (Type) SONC Date Extracted: 08/14/2009  
 Concentrated Extract Volume: 10000 (uL) Date Analyzed: 08/16/2009  
 Injection Volume: 1.0 (uL) GPC Factor: 1.00 Dilution Factor: 1.0  
 GPC Cleanup: (Y/N) N pH: 7.14 Sulfur Cleanup: (Y/N) Y  
 Acid Cleanup: (Y/N) Y 8/17/09us

CAS NO.	COMPOUND	CONCENTRATION UNITS:	
		(ug/L or ug/Kg)	UG/KG
12674-11-2	Aroclor-1016	780	P
11104-28-2	Aroclor-1221	56	U
11141-16-5	Aroclor-1232	56	U
53469-21-9	Aroclor-1242	56	U
12672-29-6	Aroclor-1248	56	U
11097-69-1	Aroclor-1254	1800	E
11096-82-5	Aroclor-1260	1000	E
37324-23-5	Aroclor-1262	56	U
11100-14-4	Aroclor-1268	56	U

PRELIMINARY

1H - FORM I ARO  
 AROCLOR ORGANICS ANALYSIS DATA SHEET

EPA SAMPLE NO.

E3N72MSD(1)

Lab Name: MITKEM LABORATORIES Contract: EP-W-05-030  
 Lab Code: MITKEM Case No.: 38701 Mod. Ref No.:                      SDG No.: E3N72  
 Matrix: (SOIL/SED/WATER) SOIL Lab Sample ID: H1565-01AMSD  
 Sample wt/vol: 30.2 (g/mL) G Lab File ID: E3G5454F.D  
 % Moisture: 41 Decanted: (Y/N) N Date Received: 08/14/2009  
 Extraction: (Type) SONC Date Extracted: 08/14/2009  
 Concentrated Extract Volume: 10000 (uL) Date Analyzed: 08/16/2009  
 Injection Volume: 1.0 (uL) GPC Factor: 1.00 Dilution Factor: 1.0  
 GPC Cleanup: (Y/N) N pH: 7.14 Sulfur Cleanup: (Y/N) Y  
 Acid Cleanup: (Y/N) Y 8/17/09

CAS NO.	COMPOUND	CONCENTRATION UNITS:	
		(ug/L or ug/Kg)	UG/KG
12674-11-2	Aroclor-1016	530	P
11104-28-2	Aroclor-1221	56	U
11141-16-5	Aroclor-1232	56	U
53469-21-9	Aroclor-1242	56	U
12672-29-6	Aroclor-1248	56	U
11097-69-1	Aroclor-1254	1800	E
11096-82-5	Aroclor-1260	880	
37324-23-5	Aroclor-1262	56	U
11100-14-4	Aroclor-1268	56	U

PRELIMINARY  
 SOM01.2 (6/2007)

1H - FORM I ARO  
 AROCLOR ORGANICS ANALYSIS DATA SHEET

EPA SAMPLE NO.

E3N72MSD(2)

Lab Name: MITKEM LABORATORIES Contract: EP-W-05-030  
 Lab Code: MITKEM Case No.: 38701 Mod. Ref No.:                      SDG No.: E3N72  
 Matrix: (SOIL/SED/WATER) SOIL Lab Sample ID: H1565-01AMSD  
 Sample wt/vol: 30.2 (g/mL) G Lab File ID: E3G5454R.D  
 % Moisture: 41 Decanted: (Y/N) N Date Received: 08/14/2009  
 Extraction: (Type) SONC Date Extracted: 08/14/2009  
 Concentrated Extract Volume: 10000 (uL) Date Analyzed: 08/16/2009  
 Injection Volume: 1.0 (uL) GPC Factor: 1.00 Dilution Factor: 1.0  
 GPC Cleanup: (Y/N) N pH: 7.14 Sulfur Cleanup: (Y/N) Y  
 Acid Cleanup: (Y/N) Y 8/17/09 us

CAS NO.	COMPOUND	CONCENTRATION UNITS:	
		(ug/L or ug/Kg)	UG/KG
12674-11-2	Aroclor-1016	760	P
11104-28-2	Aroclor-1221	56	U
11141-16-5	Aroclor-1232	56	U
53469-21-9	Aroclor-1242	56	U
12672-29-6	Aroclor-1248	56	U
11097-69-1	Aroclor-1254	1700	E
11096-82-5	Aroclor-1260	960	E
37324-23-5	Aroclor-1262	56	U
11100-14-4	Aroclor-1268	56	U

**PRELIMINARY**

1H - FORM I ARO  
 AROCLOR ORGANICS ANALYSIS DATA SHEET

EPA SAMPLE NO.

E3N73

Lab Name: MITKEM LABORATORIES Contract: EP-W-05-030  
 Lab Code: MITKEM Case No.: 38701 Mod. Ref No.: \_\_\_\_\_ SDG No.: E3N72  
 Matrix: (SOIL/SED/WATER) SOIL Lab Sample ID: H1565-02A  
 Sample wt/vol: 30.2 (g/mL) G Lab File ID: E3G5455F.D/E3G5455R.D  
 % Moisture: 41 Decanted: (Y/N) N Date Received: 08/14/2009  
 Extraction: (Type) SONC Date Extracted: 08/14/2009  
 Concentrated Extract Volume: 10000 (uL) Date Analyzed: 08/16/2009  
 Injection Volume: 1.0 (uL) GPC Factor: 1.00 Dilution Factor: 1.0  
 GPC Cleanup: (Y/N) N pH: 7.28 Sulfur Cleanup: (Y/N) Y  
 Acid Cleanup: (Y/N) Y 8/17/0946

CAS NO.	COMPOUND	CONCENTRATION UNITS: <u>UG/KG</u> (ug/L or ug/Kg)	<u>Q</u>
12674-11-2	Aroclor-1016	56	U
11104-28-2	Aroclor-1221	56	U
11141-16-5	Aroclor-1232	56	U
53469-21-9	Aroclor-1242	56	U
12672-29-6	Aroclor-1248	56	U
11097-69-1	Aroclor-1254	190	P
11096-82-5	Aroclor-1260	56	U
37324-23-5	Aroclor-1262	56	U
11100-14-4	Aroclor-1268	56	U

PRELIMINARY

SOM01.2 (6/2007)

1H - FORM I ARO  
 AROCLOR ORGANICS ANALYSIS DATA SHEET

EPA SAMPLE NO.

E3N75

Lab Name: MITKEM LABORATORIES Contract: EP-W-05-030  
 Lab Code: MITKEM Case No.: 38701 Mod. Ref No.: \_\_\_\_\_ SDG No.: E3N72  
 Matrix: (SOIL/SED/WATER) SOIL Lab Sample ID: H1565-03A  
 Sample wt/vol: 30.3 (g/mL) G Lab File ID: E3G5456F.D/E3G5456R.D  
 % Moisture: 29 Decanted: (Y/N) N Date Received: 08/14/2009  
 Extraction: (Type) SONC Date Extracted: 08/14/2009  
 Concentrated Extract Volume: 10000 (uL) Date Analyzed: 08/16/2009  
 Injection Volume: 1.0 (uL) GPC Factor: 1.00 Dilution Factor: 1.0  
 GPC Cleanup: (Y/N) N pH: 7.9 Sulfur Cleanup: (Y/N) Y  
 Acid Cleanup: (Y/N) Y 8/17/9AD

CAS NO.	COMPOUND	CONCENTRATION UNITS: UG/KG	
		(ug/L or ug/Kg)	Q
12674-11-2	Aroclor-1016	46	U
11104-28-2	Aroclor-1221	46	U
11141-16-5	Aroclor-1232	46	U
53469-21-9	Aroclor-1242	46	U
12672-29-6	Aroclor-1248	46	U
11097-69-1	Aroclor-1254	46	U
11096-82-5	Aroclor-1260	46	U
37324-23-5	Aroclor-1262	46	U
11100-14-4	Aroclor-1268	46	U

PRELIMINARY

1H - FORM I ARO  
 AROCLOR ORGANICS ANALYSIS DATA SHEET

EPA SAMPLE NO.

E3N76

Lab Name: MITKEM LABORATORIES Contract: EP-W-05-030  
 Lab Code: MITKEM Case No.: 38701 Mod. Ref No.: SDG No.: E3N72  
 Matrix: (SOIL/SED/WATER) WATER Lab Sample ID: H1565-04A  
 Sample wt/vol: 1000 (g/mL) ML Lab File ID: E3G5514F.D/E3G5514R.D  
 % Moisture: Decanted: (Y/N) Date Received: 08/14/2009  
 Extraction: (Type) SEPF Date Extracted: 08/14/2009  
 Concentrated Extract Volume: 10000 (uL) Date Analyzed: 08/17/2009  
 Injection Volume: 1.0 (uL) GPC Factor: 1.00 Dilution Factor: 1.0  
 GPC Cleanup: (Y/N) N pH: Sulfur Cleanup: (Y/N) Y  
 Acid Cleanup: (Y/N) Y

CAS NO.	COMPOUND	CONCENTRATION UNITS:	
		(ug/L or ug/Kg)	UG/L
12674-11-2	Aroclor-1016	1.0	U
11104-28-2	Aroclor-1221	1.0	U
11141-16-5	Aroclor-1232	1.0	U
53469-21-9	Aroclor-1242	1.0	U
12672-29-6	Aroclor-1248	1.0	U
11097-69-1	Aroclor-1254	1.0	U
11096-82-5	Aroclor-1260	1.0	U
37324-23-5	Aroclor-1262	1.0	U
11100-14-4	Aroclor-1268	1.0	U

PRELIMINARY

1H - FORM I ARO  
 AROCLOR ORGANICS ANALYSIS DATA SHEET

EPA SAMPLE NO.

E3N77

Lab Name: MITKEM LABORATORIES Contract: EP-W-05-030  
 Lab Code: MITKEM Case No.: 38701 Mod. Ref No.: \_\_\_\_\_ SDG No.: E3N72  
 Matrix: (SOIL/SED/WATER) WATER Lab Sample ID: H1565-05A  
 Sample wt/vol: 1000 (g/mL) ML Lab File ID: E3G5515F.D/E3G5515R.D  
 % Moisture: \_\_\_\_\_ Decanted: (Y/N) \_\_\_\_\_ Date Received: 08/14/2009  
 Extraction: (Type) SEPF Date Extracted: 08/14/2009  
 Concentrated Extract Volume: 10000 (uL) Date Analyzed: 08/17/2009  
 Injection Volume: 1.0 (uL) GPC Factor: 1.00 Dilution Factor: 1.0  
 GPC Cleanup: (Y/N) N pH: \_\_\_\_\_ Sulfur Cleanup: (Y/N) Y  
 Acid Cleanup: (Y/N) Y

CAS NO.	COMPOUND	CONCENTRATION UNITS:	
		(ug/L or ug/Kg)	UG/L
12674-11-2	Aroclor-1016	1.0	U
11104-28-2	Aroclor-1221	1.0	U
11141-16-5	Aroclor-1232	1.0	U
53469-21-9	Aroclor-1242	1.0	U
12672-29-6	Aroclor-1248	1.0	U
11097-69-1	Aroclor-1254	1.0	U
11096-82-5	Aroclor-1260	1.0	U
37324-23-5	Aroclor-1262	1.0	U
11100-14-4	Aroclor-1268	1.0	U

**PRELIMINARY**



1H - FORM I ARO  
 AROCLOR ORGANICS ANALYSIS DATA SHEET

EPA SAMPLE NO.

E3N78

Lab Name: MITKEM LABORATORIES Contract: EP-W-05-030  
 Lab Code: MITKEM Case No.: 38701 Mod. Ref No.:                      SDG No.: E3N72  
 Matrix: (SOIL/SED/WATER) SOIL Lab Sample ID: H1565-06A  
 Sample wt/vol: 30.0 (g/mL) G Lab File ID: E3G5457F.D/E3G5457R.D  
 % Moisture: 40 Decanted: (Y/N) N Date Received: 08/14/2009  
 Extraction: (Type) SONC Date Extracted: 08/14/2009  
 Concentrated Extract Volume: 10000 (uL) Date Analyzed: 08/16/2009  
 Injection Volume: 1.0 (uL) GPC Factor: 1.00 Dilution Factor: 1.0  
 GPC Cleanup: (Y/N) N pH: 7.76 Sulfur Cleanup: (Y/N) Y  
 Acid Cleanup: (Y/N) Y 8/17/09/03

CAS NO.	COMPOUND	CONCENTRATION UNITS: <u>UG/KG</u> (ug/L or ug/Kg)	<u>Q</u>
12674-11-2	Aroclor-1016	55	U
11104-28-2	Aroclor-1221	55	U
11141-16-5	Aroclor-1232	55	U
53469-21-9	Aroclor-1242	55	U
12672-29-6	Aroclor-1248	55	U
11097-69-1	Aroclor-1254	840	E
11096-82-5	Aroclor-1260	180	P
37324-23-5	Aroclor-1262	55	U
11100-14-4	Aroclor-1268	55	U

PRELIMINARY

1H - FORM I ARO  
 AROCLOR ORGANICS ANALYSIS DATA SHEET

EPA SAMPLE NO.

E3N79

Lab Name: MITKEM LABORATORIES Contract: EP-W-05-030  
 Lab Code: MITKEM Case No.: 38701 Mod. Ref No.: SDG No.: E3N72  
 Matrix: (SOIL/SED/WATER) SOIL Lab Sample ID: H1565-07A  
 Sample wt/vol: 30.0 (g/mL) G Lab File ID: E3G5458F.D/E3G5458R.D  
 % Moisture: 40 Decanted: (Y/N) N Date Received: 08/14/2009  
 Extraction: (Type) SONC Date Extracted: 08/14/2009  
 Concentrated Extract Volume: 10000 (uL) Date Analyzed: 08/16/2009  
 Injection Volume: 1.0 (uL) GPC Factor: 1.00 Dilution Factor: 1.0  
 GPC Cleanup: (Y/N) N pH: 7.86 Sulfur Cleanup: (Y/N) Y  
 Acid Cleanup: (Y/N) Y 8/17/09 us

CAS NO.	COMPOUND	CONCENTRATION UNITS: UG/KG	
		(ug/L or ug/Kg)	Q
12674-11-2	Aroclor-1016	55	U
11104-28-2	Aroclor-1221	55	U
11141-16-5	Aroclor-1232	55	U
53469-21-9	Aroclor-1242	55	U
12672-29-6	Aroclor-1248	55	U
11097-69-1	Aroclor-1254	280	P
11096-82-5	Aroclor-1260	180	
37324-23-5	Aroclor-1262	55	U
11100-14-4	Aroclor-1268	29	PJ

PRELIMINARY

1H - FORM I ARO  
 AROCLOR ORGANICS ANALYSIS DATA SHEET

EPA SAMPLE NO.

E3N80

Lab Name: MITKEM LABORATORIES Contract: EP-W-05-030  
 Lab Code: MITKEM Case No.: 38701 Mod. Ref No.: \_\_\_\_\_ SDG No.: E3N72  
 Matrix: (SOIL/SED/WATER) SOIL Lab Sample ID: H1565-08A  
 Sample wt/vol: 30.1 (g/mL) G Lab File ID: E3G5459F.D/E3G5459R.D  
 % Moisture: 37 Decanted: (Y/N) N Date Received: 08/14/2009  
 Extraction: (Type) SONC Date Extracted: 08/14/2009  
 Concentrated Extract Volume: 10000 (uL) Date Analyzed: 08/16/2009  
 Injection Volume: 1.0 (uL) GPC Factor: 1.00 Dilution Factor: 1.0  
 GPC Cleanup: (Y/N) N pH: 7.75 Sulfur Cleanup: (Y/N) Y  
 Acid Cleanup: (Y/N) Y *8/17/09*

CAS NO.	COMPOUND	CONCENTRATION UNITS: <u>UG/KG</u> (ug/L or ug/Kg)	<u>Q</u>
12674-11-2	Aroclor-1016	52	U
11104-28-2	Aroclor-1221	52	U
11141-16-5	Aroclor-1232	52	U
53469-21-9	Aroclor-1242	52	U
12672-29-6	Aroclor-1248	52	U
11097-69-1	Aroclor-1254	250	P
11096-82-5	Aroclor-1260	140	P
37324-23-5	Aroclor-1262	52	U
11100-14-4	Aroclor-1268	52	U

PRELIMINARY

SOM01.2 (6/2007)

1H - FORM I ARO  
 AROCLOR ORGANICS ANALYSIS DATA SHEET

EPA SAMPLE NO.

E3N81

Lab Name: MITKEM LABORATORIES Contract: EP-W-05-030  
 Lab Code: MITKEM Case No.: 38701 Mod. Ref No.: SDG No.: E3N72  
 Matrix: (SOIL/SED/WATER) SOIL Lab Sample ID: H1565-09A  
 Sample wt/vol: 30.2 (g/mL) G Lab File ID: E3G5460F.D/E3G5460R.D  
 % Moisture: 36 Decanted: (Y/N) N Date Received: 08/14/2009  
 Extraction: (Type) SONC Date Extracted: 08/14/2009  
 Concentrated Extract Volume: 10000 (uL) Date Analyzed: 08/16/2009  
 Injection Volume: 1.0 (uL) GPC Factor: 1.00 Dilution Factor: 1.0  
 GPC Cleanup: (Y/N) N pH: 7.90 Sulfur Cleanup: (Y/N) Y  
 Acid Cleanup: (Y/N) Y *2/17/09us*

CAS NO.	COMPOUND	CONCENTRATION UNITS:	
		UG/KG (ug/L or ug/Kg)	Q
12674-11-2	Aroclor-1016	51	J
11104-28-2	Aroclor-1221	51	U
11141-16-5	Aroclor-1232	51	U
53469-21-9	Aroclor-1242	51	U
12672-29-6	Aroclor-1248	51	U
11097-69-1	Aroclor-1254	120	
11096-82-5	Aroclor-1260	51	U
37324-23-5	Aroclor-1262	51	U
11100-14-4	Aroclor-1268	51	U

PRELIMINARY

1H - FORM I ARO  
 AROCLOR ORGANICS ANALYSIS DATA SHEET

EPA SAMPLE NO.

E3N82

Lab Name: MITKEM LABORATORIES Contract: EP-W-05-030  
 Lab Code: MITKEM Case No.: 38701 Mod. Ref No.: \_\_\_\_\_ SDG No.: E3N72  
 Matrix: (SOIL/SED/WATER) SOIL Lab Sample ID: H1565-10A  
 Sample wt/vol: 30.1 (g/mL) G Lab File ID: E3G5461F.D/E3G5461R.D  
 % Moisture: 15 Decanted: (Y/N) N Date Received: 08/14/2009  
 Extraction: (Type) SONC Date Extracted: 08/14/2009  
 Concentrated Extract Volume: 10000 (uL) Date Analyzed: 08/16/2009  
 Injection Volume: 1.0 (uL) GPC Factor: 1.00 Dilution Factor: 1.0  
 GPC Cleanup: (Y/N) N pH: 8.01 Sulfur Cleanup: (Y/N) Y  
 Acid Cleanup: (Y/N) Y 8/17/09

CAS NO.	COMPOUND	CONCENTRATION UNITS:	
		UG/KG (ug/L or ug/Kg)	Q
12674-11-2	Aroclor-1016	39	U
11104-28-2	Aroclor-1221	39	U
11141-16-5	Aroclor-1232	39	U
53469-21-9	Aroclor-1242	39	U
12672-29-6	Aroclor-1248	39	U
11097-69-1	Aroclor-1254	39	U
11096-82-5	Aroclor-1260	39	U
37324-23-5	Aroclor-1262	39	U
11100-14-4	Aroclor-1268	39	U

PRELIMINARY

1H - FORM I ARO  
 AROCLOR ORGANICS ANALYSIS DATA SHEET

EPA SAMPLE NO.

E3N83

Lab Name: MITKEM LABORATORIES Contract: EP-W-05-030  
 Lab Code: MITKEM Case No.: 38701 Mod. Ref No.: \_\_\_\_\_ SDG No.: E3N72  
 Matrix: (SOIL/SED/WATER) SOIL Lab Sample ID: H1565-11A  
 Sample wt/vol: 30.1 (g/mL) G Lab File ID: E3G5462F.D/E3G5462R.D  
 % Moisture: 41 Decanted: (Y/N) N Date Received: 08/14/2009  
 Extraction: (Type) SONC Date Extracted: 08/14/2009  
 Concentrated Extract Volume: 10000 (uL) Date Analyzed: 08/16/2009  
 Injection Volume: 1.0 (uL) GPC Factor: 1.00 Dilution Factor: 1.0  
 GPC Cleanup: (Y/N) N pH: 7.47 Sulfur Cleanup: (Y/N) Y  
 Acid Cleanup: (Y/N) Y 8/17/09

CAS NO.	COMPOUND	CONCENTRATION UNITS:	
		UG/KG (ug/L or ug/Kg)	Q
12674-11-2	Aroclor-1016	56	U
11104-28-2	Aroclor-1221	56	U
11141-16-5	Aroclor-1232	56	U
53469-21-9	Aroclor-1242	56	U
12672-29-6	Aroclor-1248	4800	E
11097-69-1	Aroclor-1254	3500	EP
11096-82-5	Aroclor-1260	1100	E
37324-23-5	Aroclor-1262	56	U
11100-14-4	Aroclor-1268	56	U

PRELIMINARY

1H - FORM I ARO  
 AROCLOR ORGANICS ANALYSIS DATA SHEET

EPA SAMPLE NO.

E3N84

Lab Name: MITKEM LABORATORIES Contract: EP-W-05-030  
 Lab Code: MITKEM Case No.: 38701 Mod. Ref No.:                      SDG No.: E3N72  
 Matrix: (SOIL/SED/WATER) SOIL Lab Sample ID: H1565-12A  
 Sample wt/vol: 30.3 (g/mL) G Lab File ID: E3G5463F.D/E3G5463R.D  
 % Moisture: 40 Decanted: (Y/N) N Date Received: 08/14/2009  
 Extraction: (Type) SONC Date Extracted: 08/14/2009  
 Concentrated Extract Volume: 10000 (uL) Date Analyzed: 08/16/2009  
 Injection Volume: 1.0 (uL) GPC Factor: 1.00 Dilution Factor: 1.0  
 GPC Cleanup: (Y/N) N pH: 7.31 Sulfur Cleanup: (Y/N) Y  
 Acid Cleanup: (Y/N) Y *8/17/09*

CAS NO.	COMPOUND	CONCENTRATION UNITS: UG/KG	
		(ug/L or ug/Kg)	Q
12674-11-2	Aroclor-1016	54	U
11104-28-2	Aroclor-1221	54	U
11141-16-5	Aroclor-1232	54	U
53469-21-9	Aroclor-1242	54	U
12672-29-6	Aroclor-1248	6000	E
11097-69-1	Aroclor-1254	3900	E
11096-82-5	Aroclor-1260	1200	E
37324-23-5	Aroclor-1262	54	U
11100-14-4	Aroclor-1268	54	U

PRELIMINARY

1H - FORM I ARO  
 AROCLOR ORGANICS ANALYSIS DATA SHEET

EPA SAMPLE NO.

E3N89

Lab Name: MITKEM LABORATORIES Contract: EP-W-05-030  
 Lab Code: MITKEM Case No.: 38701 Mod. Ref No.: SDG No.: E3N72  
 Matrix: (SOIL/SED/WATER) SOIL Lab Sample ID: H1565-13A  
 Sample wt/vol: 30.4 (g/mL) G Lab File ID: E3G5464F.D/E3G5464R.D  
 % Moisture: 16 Decanted: (Y/N) N Date Received: 08/14/2009  
 Extraction: (Type) SONC Date Extracted: 08/14/2009  
 Concentrated Extract Volume: 10000 (uL) Date Analyzed: 08/16/2009  
 Injection Volume: 1.0 (uL) GPC Factor: 1.00 Dilution Factor: 1.0  
 GPC Cleanup: (Y/N) N pH: 7.85 Sulfur Cleanup: (Y/N) Y  
 Acid Cleanup: (Y/N) Y 8/17/09u

CAS NO.	COMPOUND	CONCENTRATION UNITS: <u>UG/KG</u> (ug/L or ug/Kg)	<u>Q</u>
12674-11-2	Aroclor-1016	39	U
11104-28-2	Aroclor-1221	39	U
11141-16-5	Aroclor-1232	39	U
53469-21-9	Aroclor-1242	39	U
12672-29-6	Aroclor-1248	170	
11097-69-1	Aroclor-1254	95	P
11096-82-5	Aroclor-1260	39	U
37324-23-5	Aroclor-1262	39	U
11100-14-4	Aroclor-1268	39	U

PRELIMINARY

SOM01.2 (6/2007)



10C - FORM X ARO  
IDENTIFICATION SUMMARY  
FOR MULTICOMPONENT ANALYTES

EPA SAMPLE NO.

E3N72

Lab Name: MITKEM LABORATORIES Contract: EP-W-05-030  
 Lab Code: MITKEM Case No.: 38701 Mod. Ref No.: SDG No.: E3N72  
 Lab Sample ID: H1565-01A Date(s) Analyzed: 08/16/2009 08/16/2009  
 Instrument ID (1): E3 Instrument ID (2): E3  
 GC Column(1): CLPPest ID: 0.53 (mm) GC Column(2): CLPPestII ID: 0.53 (MM)

ANALYTE	PEAK	RT	RT WINDOW		CONCENTRATION		%D
			FROM	TO	PEAK	MEAN	
Aroclor-1254	1	5.893	5.816	5.957	2622.8799	2489.219631	
	2	6.021	5.946	6.086	2200.6621		
COLUMN 1	3	6.538	6.455	6.595	2644.1168		
	4						
	5						
COLUMN 2	1	6.798	6.718	6.858	2568.7124	2550.961044	2.5
	2	6.942	6.861	7.001	2367.7097		
	3	7.226	7.142	7.282	2716.4610		
	4						
	5						
Aroclor-1260	1	6.861	6.780	6.920	2237.4751	1146.741624	
	2	7.690	7.600	7.740	513.9125		
COLUMN 1	3	8.055	7.969	8.109	688.8373		
	4						
	5						
COLUMN 2	1	7.923	7.832	7.972	2571.4245	1269.829681	10.7
	2	8.792	8.694	8.834	553.7718		
	3	9.306	9.212	9.352	684.2928		
	4						
	5						

At least 3 peaks for each column are required for identification of multicomponent analytes

**PRELIMINARY**

10C - FORM X ARO  
IDENTIFICATION SUMMARY  
FOR MULTICOMPONENT ANALYTES

EPA SAMPLE NO.

E3N72MS

Lab Name: MITKEM LABORATORIES Contract: EP-W-05-030  
 Lab Code: MITKEM Case No.: 38701 Mod. Ref No.: SDG No.: E3N72  
 Lab Sample ID: H1565-01AMS Date(s) Analyzed: 08/16/2009 08/16/2009  
 Instrument ID (1): E3 Instrument ID (2): E3  
 GC Column(1): CLPPest ID: 0.53 (mm) GC Column(2): CLPPestII ID: 0.53 (MM)

ANALYTE	PEAK	RT	RT WINDOW		CONCENTRATION		%D
			FROM	TO	PEAK	MEAN	
Aroclor-1016	1	3.860	3.786	3.926	184.0416	558.490464	
	2	4.304	4.232	4.372	169.6491		
	3	4.795	4.737	4.878	1321.7807		
	4						
	5						
COLUMN 1	1	4.664	4.586	4.726	200.6709	778.836618	39.5
	2	5.418	5.339	5.479	1463.0199		
	3	5.466	5.388	5.528	672.8191		
	4						
	5						
COLUMN 2	1	5.891	5.816	5.957	1981.5634	1890.143963	
	2	6.018	5.946	6.086	1649.4845		
	3	6.533	6.455	6.595	2039.3840		
	4						
	5						
Aroclor-1254	1	6.798	6.718	6.858	1752.9549	1772.126543	6.7
	2	6.941	6.861	7.001	1676.4762		
	3	7.223	7.142	7.282	1886.9486		
	4						
	5						
COLUMN 2	1	6.856	6.780	6.920	1697.7000	922.213776	
	2	7.683	7.600	7.740	483.2381		
	3	8.048	7.969	8.109	585.7033		
	4						
	5						
Aroclor-1260	1	7.920	7.832	7.972	1890.4268	996.327320	8.0
	2	8.785	8.694	8.834	530.2172		
	3	9.302	9.212	9.352	568.3380		
	4						
	5						
COLUMN 1	1						
	2						
	3						
	4						
	5						

At least 3 peaks for each column are required for identification of multicomponent analytes

**PRELIMINARY**

10C - FORM X ARO  
IDENTIFICATION SUMMARY  
FOR MULTICOMPONENT ANALYTES

EPA SAMPLE NO.

E3N72MSD

Lab Name: MITKEM LABORATORIES Contract: EP-W-05-030  
 Lab Code: MITKEM Case No.: 38701 Mod. Ref No.: SDG No.: E3N72  
 Lab Sample ID: H1565-01AMSD Date(s) Analyzed: 08/16/2009 08/16/2009  
 Instrument ID (1): E3 Instrument ID (2): E3  
 GC Column(1): CLPPest ID: 0.53 (mm) GC Column(2): CLPPestII ID: 0.53 (MM)

ANALYTE	PEAK	RT	RT WINDOW		CONCENTRATION		%D
			FROM	TO	PEAK	MEAN	
Aroclor-1016	1	3.859	3.786	3.926	176.1720	529.684951	
	2	4.303	4.232	4.372	162.5650		
COLUMN 1	3	4.794	4.737	4.878	1250.3179		
	4						
	5						
COLUMN 2	1	4.663	4.586	4.726	194.6567		
	2	5.417	5.339	5.479	1429.0698		
	3	5.465	5.388	5.528	666.9264		
	4						
	5						
Aroclor-1254	1	5.889	5.816	5.957	1884.0590	1797.908547	
	2	6.017	5.946	6.086	1558.7597		
COLUMN 1	3	6.531	6.455	6.595	1950.9069		
	4						
	5						
COLUMN 2	1	6.796	6.718	6.858	1681.1857		
	2	6.940	6.861	7.001	1613.6569		
	3	7.221	7.142	7.282	1809.9675		
	4						
	5						
Aroclor-1260	1	6.855	6.780	6.920	1617.3075	884.095307	
	2	7.680	7.600	7.740	462.5156		
COLUMN 1	3	8.047	7.969	8.109	572.4629		
	4						
	5						
COLUMN 2	1	7.918	7.832	7.972	1825.9530		
	2	8.784	8.694	8.834	503.1045		
	3	9.300	9.212	9.352	556.4941		
	4						
	5						
					961.850516	8.8	

At least 3 peaks for each column are required for identification of multicomponent analytes

**PRELIMINARY**

10C - FORM X ARO  
 IDENTIFICATION SUMMARY  
 FOR MULTICOMPONENT ANALYTES

EPA SAMPLE NO.

E3N73

Lab Name: MITKEM LABORATORIES Contract: EP-W-05-030  
 Lab Code: MITKEM Case No.: 38701 Mod. Ref No.: SDG No.: E3N72  
 Lab Sample ID: H1565-02A Date(s) Analyzed: 08/16/2009 08/16/2009  
 Instrument ID (1): E3 Instrument ID (2): E3  
 GC Column(1): CLPPest ID: 0.53 (mm) GC Column(2): CLPPestII ID: 0.53 (MM)

ANALYTE	PEAK	RT	RT WINDOW		CONCENTRATION		%D
			FROM	TO	PEAK	MEAN	
Aroclor-1254	1	5.893	5.816	5.957	245.9731	286.732011	
	2	6.018	5.946	6.086	226.1107		
	3	6.556	6.455	6.595	388.1123		
COLUMN 1	4						
	5						
COLUMN 2	1	6.770	6.718	6.858	175.2781	185.841506	54.3
	2	6.938	6.861	7.001	211.2471		
	3	7.225	7.142	7.282	170.9993		
	4						
	5						

At least 3 peaks for each column are required for identification of multicomponent analytes

PRELIMINARY

10C - FORM X ARO  
 IDENTIFICATION SUMMARY  
 FOR MULTICOMPONENT ANALYTES

EPA SAMPLE NO.

E3N78

Lab Name: MITKEM LABORATORIES Contract: EP-W-05-030  
 Lab Code: MITKEM Case No.: 38701 Mod. Ref No.: SDG No.: E3N72  
 Lab Sample ID: H1565-06A Date(s) Analyzed: 08/16/2009 08/16/2009  
 Instrument ID (1): E3 Instrument ID (2): E3  
 GC Column(1): CLPPest ID: 0.53 (mm) GC Column(2): CLPPestII ID: 0.53 (MM)

ANALYTE	PEAK	RT	RT WINDOW		CONCENTRATION		%D
			FROM	TO	PEAK	MEAN	
Aroclor-1254	1	5.893	5.816	5.957	1192.8133	1004.664760	
	2	6.018	5.946	6.086	575.5062		
COLUMN 1	3	6.554	6.455	6.595	1245.6748		
	4						
	5						
COLUMN 2	1	6.764	6.718	6.858	1275.9737	842.751435	19.2
	2	6.939	6.861	7.001	633.8152		
	3	7.223	7.142	7.282	618.4654		
	4						
	5						
Aroclor-1260	1	6.860	6.780	6.920	378.7941	175.275413	
	2	7.684	7.600	7.740	75.7699		
	3	8.055	7.969	8.109	71.2623		
COLUMN 1	4						
	5						
COLUMN 2	1	7.923	7.832	7.972	546.9364	333.142713	90.1
	2	8.815	8.694	8.834	240.2832		
	3	9.297	9.212	9.352	212.2085		
	4						
	5						

At least 3 peaks for each column are required for identification of multicomponent analytes

**PRELIMINARY**

10C - FORM X ARO  
 IDENTIFICATION SUMMARY  
 FOR MULTICOMPONENT ANALYTES

EPA SAMPLE NO.

E3N79

Lab Name: MITKEM LABORATORIES Contract: EP-W-05-030  
 Lab Code: MITKEM Case No.: 38701 Mod. Ref No.: SDG No.: E3N72  
 Lab Sample ID: H1565-07A Date(s) Analyzed: 08/16/2009 08/16/2009  
 Instrument ID (1): E3 Instrument ID (2): E3  
 GC Column(1): CLPPest ID: 0.53 (mm) GC Column(2): CLPPestII ID: 0.53 (MM)

ANALYTE	PEAK	RT	RT WINDOW		CONCENTRATION		%D
			FROM	TO	PEAK	MEAN	
Aroclor-1254	1	5.893	5.816	5.957	391.6110	461.439066	
	2	6.017	5.946	6.086	341.1308		
	3	6.556	6.455	6.595	651.5754		
	4						
	5						
COLUMN 1	1	6.771	6.718	6.858	383.6546	280.825145	64.3
	2	6.938	6.861	7.001	290.6334		
	3	7.223	7.142	7.282	168.1875		
	4						
	5						
COLUMN 2	1	6.808	6.780	6.920	138.6198	185.982794	
	2	7.740	7.600	7.740	208.3064		
	3	8.127	7.969	8.109	211.0222		
	4						
	5						
Aroclor-1260	1	7.867	7.832	7.972	156.8784	175.435898	6.0
	2	8.816	8.694	8.834	230.7238		
	3	9.293	9.212	9.352	138.7055		
	4						
	5						
COLUMN 2	1	8.127	8.060	8.200	69.6577	52.462318	
	2	8.404	8.317	8.457	69.9426		
	3	9.275	9.188	9.328	17.7866		
	4						
	5						
Aroclor-1268	1	9.293	9.270	9.410	63.1804	28.808515	82.1
	2	9.727	9.635	9.775	9.8537		
	3	10.646	10.549	10.689	13.3915		
	4						
	5						
COLUMN 1	1	9.293	9.270	9.410	63.1804	28.808515	82.1
	2	9.727	9.635	9.775	9.8537		
	3	10.646	10.549	10.689	13.3915		
	4						
	5						

At least 3 peaks for each column are required for identification of multicomponent analytes

**PRELIMINARY**

SOM01.2 (6/2007)

10C - FORM X ARO  
IDENTIFICATION SUMMARY  
FOR MULTICOMPONENT ANALYTES

EPA SAMPLE NO.

E3N80

Lab Name: MITKEM LABORATORIES Contract: EP-W-05-030  
 Lab Code: MITKEM Case No.: 38701 Mod. Ref No.: SDG No.: E3N72  
 Lab Sample ID: H1565-08A Date(s) Analyzed: 08/16/2009 08/16/2009  
 Instrument ID (1): E3 Instrument ID (2): E3  
 GC Column(1): CLPPest ID: 0.53 (mm) GC Column(2): CLPPestII ID: 0.53 (MM)

ANALYTE	PEAK	RT	RT WINDOW		CONCENTRATION		%D
			FROM	TO	PEAK	MEAN	
Aroclor-1254	1	5.894	5.816	5.957	160.6365	248.699993	
	2	6.018	5.946	6.086	311.9895		
COLUMN 1	3	6.557	6.455	6.595	273.4739		
	4						
	5						
COLUMN 2	1	6.836	6.718	6.858	332.7108	325.484286	30.9
	2	6.934	6.861	7.001	245.0735		
	3	7.127	7.142	7.282	398.6686		
	4						
	5						
Aroclor-1260	1	6.810	6.780	6.920	186.7057	194.680146	
	2	7.742	7.600	7.740	135.6672		
COLUMN 1	3	8.132	7.969	8.109	261.6676		
	4						
	5						
COLUMN 2	1	7.867	7.832	7.972	173.7904	135.118253	44.1
	2	8.819	8.694	8.834	139.1121		
	3	9.295	9.212	9.352	92.4523		
	4						
	5						

At least 3 peaks for each column are required for identification of multicomponent analytes

**PRELIMINARY**

10C - FORM X ARO  
IDENTIFICATION SUMMARY  
FOR MULTICOMPONENT ANALYTES

EPA SAMPLE NO.

E3N81

Lab Name: MITKEM LABORATORIES Contract: EP-W-05-030  
 Lab Code: MITKEM Case No.: 38701 Mod. Ref No.: SDG No.: E3N72  
 Lab Sample ID: H1565-09A Date(s) Analyzed: 08/16/2009 08/16/2009  
 Instrument ID (1): E3 Instrument ID (2): E3  
 GC Column(1): CLPPest ID: 0.53 (mm) GC Column(2): CLPPestII ID: 0.53 (MM)

ANALYTE	PEAK	RT	RT WINDOW		CONCENTRATION		%D	
			FROM	TO	PEAK	MEAN		
Aroclor-1254	1	5.936	5.816	5.957	199.8425	148.391126		
	2	6.019	5.946	6.086	159.6474			
	3	6.538	6.455	6.595	85.6835			
COLUMN 1		4						
COLUMN 1		5						
COLUMN 2	1	6.837	6.718	6.858	199.1521	120.603003	23.0	
	2	6.936	6.861	7.001	128.2566			
	3	7.193	7.142	7.282	34.4003			
	COLUMN 2		4					
	COLUMN 2		5					

At least 3 peaks for each column are required for identification of multicomponent analytes

**PRELIMINARY**



10C - FORM X ARO  
IDENTIFICATION SUMMARY  
FOR MULTICOMPONENT ANALYTES

EPA SAMPLE NO.

E3N83

Lab Name: MITKEM LABORATORIES Contract: EP-W-05-030  
 Lab Code: MITKEM Case No.: 38701 Mod. Ref No.: SDG No.: E3N72  
 Lab Sample ID: H1565-11A Date(s) Analyzed: 08/16/2009 08/16/2009  
 Instrument ID (1): E3 Instrument ID (2): E3  
 GC Column(1): CLPPest ID: 0.53 (mm) GC Column(2): CLPPestII ID: 0.53 (MM)

ANALYTE	PEAK	RT	RT WINDOW		CONCENTRATION		%D
			FROM	TO	PEAK	MEAN	
Aroclor-1248	1	5.077	5.004	5.144	4099.3227	4785.552782	
	2	5.418	5.343	5.483	4705.9750		
	3	5.610	5.539	5.679	5551.3607		
	4						
	5						
COLUMN 1	1	5.842	5.762	5.902	4263.2925	5137.267502	7.3
	2	6.175	6.094	6.234	5707.0605		
	3	6.445	6.366	6.506	5441.4495		
	4						
	5						
COLUMN 2	1	5.893	5.816	5.957	4859.9163	5494.980626	
	2	6.019	5.946	6.086	3026.5893		
	3	6.556	6.455	6.595	8598.4363		
	4						
	5						
Aroclor-1254	1	6.793	6.718	6.858	4003.5273	3526.454917	55.8
	2	6.942	6.861	7.001	3088.0041		
	3	7.224	7.142	7.282	3487.8334		
	4						
	5						
COLUMN 1	1	6.859	6.780	6.920	2131.6407	1107.635501	
	2	7.685	7.600	7.740	523.3586		
	3	8.051	7.969	8.109	667.9071		
	4						
	5						
COLUMN 2	1	7.921	7.832	7.972	2516.0911	1241.695747	12.1
	2	8.787	8.694	8.834	555.5306		
	3	9.304	9.212	9.352	653.4656		
	4						
	5						
Aroclor-1260	1						
	2						
	3						
	4						
	5						

At least 3 peaks for each column are required for identification of multicomponent analytes

**PRELIMINARY**

10C - FORM X ARO  
IDENTIFICATION SUMMARY  
FOR MULTICOMPONENT ANALYTES

EPA SAMPLE NO.

E3N84

Lab Name: MITKEM LABORATORIES Contract: EP-W-05-030  
 Lab Code: MITKEM Case No.: 38701 Mod. Ref No.: SDG No.: E3N72  
 Lab Sample ID: H1565-12A Date(s) Analyzed: 08/16/2009 08/16/2009  
 Instrument ID (1): E3 Instrument ID (2): E3  
 GC Column(1): CLPPest ID: 0.53 (mm) GC Column(2): CLPPestII ID: 0.53 (MM)

ANALYTE	PEAK	RT	RT WINDOW		CONCENTRATION		%D
			FROM	TO	PEAK	MEAN	
Aroclor-1248	1	5.077	5.004	5.144	5289.5298	6042.663836	
	2	5.418	5.343	5.483	6083.9672		
	3	5.612	5.539	5.679	6754.4945		
	4						
	5						
COLUMN 1	1	5.841	5.762	5.902	5503.0946	6504.439571	7.6
	2	6.175	6.094	6.234	7150.0120		
	3	6.445	6.366	6.506	6860.2121		
	4						
	5						
COLUMN 2	1	5.893	5.816	5.957	4709.1715	4258.175155	
	2	6.019	5.946	6.086	3531.1980		
	3	6.553	6.455	6.595	4534.1560		
	4						
	5						
Aroclor-1254	1	6.797	6.718	6.858	4124.1545	3938.042956	8.1
	2	6.942	6.861	7.001	3602.0092		
	3	7.224	7.142	7.282	4087.9651		
	4						
	5						
COLUMN 1	1	6.858	6.780	6.920	2330.3239	1212.603615	
	2	7.685	7.600	7.740	575.0873		
	3	8.052	7.969	8.109	732.3997		
	4						
	5						
COLUMN 2	1	7.922	7.832	7.972	2617.2741	1288.477288	6.3
	2	8.787	8.694	8.834	576.8821		
	3	9.304	9.212	9.352	671.2756		
	4						
	5						
Aroclor-1260	1						
	2						
	3						
	4						
	5						

At least 3 peaks for each column are required for identification of multicomponent analytes

**PRELIMINARY**

10C - FORM X ARO  
 IDENTIFICATION SUMMARY  
 FOR MULTICOMPONENT ANALYTES

EPA SAMPLE NO.

E3N89

Lab Name: MITKEM LABORATORIES Contract: EP-W-05-030  
 Lab Code: MITKEM Case No.: 38701 Mod. Ref No.: SDG No.: E3N72  
 Lab Sample ID: H1565-13A Date(s) Analyzed: 08/16/2009 08/16/2009  
 Instrument ID (1): E3 Instrument ID (2): E3  
 GC Column(1): CLPPest ID: 0.53 (mm) GC Column(2): CLPPestII ID: 0.53 (MM)

ANALYTE	PEAK	RT	RT WINDOW		CONCENTRATION		%D
			FROM	TO	PEAK	MEAN	
Aroclor-1248	1	5.076	5.004	5.144	143.5219	177.116953	
	2	5.416	5.343	5.483	182.4003		
	3	5.607	5.539	5.679	205.4287		
4							
5							
COLUMN 1	1	5.843	5.762	5.902	147.6714	173.001388	2.4
	2	6.173	6.094	6.234	201.4632		
	3	6.446	6.366	6.506	169.8695		
	4						
	5						
COLUMN 2	1	5.888	5.816	5.957	166.4626	137.993250	
	2	6.016	5.946	6.086	116.6864		
	3	6.547	6.455	6.595	130.8307		
4							
5							
Aroclor-1254	1	6.797	6.718	6.858	87.9268	94.526595	46.0
	2	6.942	6.861	7.001	93.3271		
	3	7.221	7.142	7.282	102.3258		
	4						
	5						
COLUMN 2	1						
	2						
	3						
	4						
	5						

At least 3 peaks for each column are required for identification of multicomponent analytes

PRELIMINARY



Contract Laboratory Program

### Sample Delivery Group (SDG) Cover Sheet

SDG Number E3N72

Laboratory Name	<u>Mitkem Laboratories</u>	Lab Code	<u>MITKEM</u>
Contract No.	<u>EP-W-05-030</u>	Case No.	<u>38701</u>
Analysis Price	<u>\$437</u>	SDG Turnaround	<u>21 days with PR</u>

EPA Sample Numbers in SDG (Listed in Numerical Order)

01) E3N72	08) E3N78	15) E3N89	
02) E3N72MS	09) E3N79		
03) E3N72MSD	10) E3N80		
04) E3N73	11) E3N81		
05) E3N75	12) E3N82		
06) E3N76	13) E3N83		
07) E3N77	14) E3N84		

First Sample in SDG  
E3N72

Last Sample in SDG  
E3N89

First Sample Receipt Date  
08/14/2009

Last Sample Receipt Date  
08/14/2009

**Note:** There are a maximum of 20 field samples [excluding Performance Evaluation (PE) samples in an SDG. Attach the TR/COC Records to this form in alphanumeric order (the order listed above on this form).

Signature *Agustin R. Huntley*

Date 08/17/2009

Modified Analysis 1760.0



# USEPA Contract Laboratory Program Organic Traffic Report & Chain of Custody Record

<b>Date Shipped:</b> 8/13/2009	<b>Carrier Name:</b> FedEx	<b>Case No:</b> 38701
<b>Airbill:</b> 8638 4466 2399	<b>Shipped to:</b> Spectrum Analytical 175 Metro Center Blvd. Warwick RI 02886 (401) 732-3400	<b>DAS No:</b> 09CK15
<b>Shipped to:</b> Spectrum Analytical 175 Metro Center Blvd. Warwick RI 02886 (401) 732-3400	<b>SDG No:</b> E3N12	<b>Lab Contract No:</b> EP-W-05-03D
<b>Shipped to:</b> Spectrum Analytical 175 Metro Center Blvd. Warwick RI 02886 (401) 732-3400	<b>Unit Price:</b> \$ 437	<b>Transfer To:</b> -
<b>Shipped to:</b> Spectrum Analytical 175 Metro Center Blvd. Warwick RI 02886 (401) 732-3400	<b>Lab Contract No:</b> -	<b>Unit Price:</b> -

<b>Chain of Custody Record</b>	<b>Sampler Signature:</b> <i>[Signature]</i>
<b>Relinquished By (Date / Time)</b>	<b>Received By (Date / Time)</b>
<i>[Signature]</i> 8/13/09 18:00	<i>[Signature]</i> 8/13/09 9:00
2	
3	
4	

ORGANIC SAMPLE No.	MATRIX/ SAMPLER	CONC/ TYPE	ANALYSIS/ TURNAROUND	TAG No./ PRESERVATIVE/ Bottles	STATION LOCATION	SAMPLE COLLECT DATE/TIME	FOR LAB USE ONLY SAMPLE No.	Sample Condition On Receipt
01 E3N72	Soil/Sediment/ Greene, Raddeman	L/G	PAHs (21), PCBs (sed) (21)	5C-088666 (Ice Only), 5C-088667 (Ice Only) (2)	KK-SD017-C1-FD	8/13/2009 S: 12:23	INORGANIC	OK
02 E3N73	Hodach, Unger Soil/Sediment/ Greene, Raddeman	L/G	PAHs (21), PCBs (sed) (21)	5C-088668 (Ice Only), 5C-088669 (Ice Only) (2)	KK-SD017-C2	8/13/2009 S: 12:19	INORGANIC	OK
03 E3N74	Hodach, Unger Soil/Sediment/ Greene, Raddeman	L/G	PAHs (21), PCBs (sed) (21)	5C-088670 (Ice Only), 5C-088671 (Ice Only) (2)	KK-SD017-C3	8/13/2009 S: 12:25	INORGANIC	OK
04 E3N75	Hodach, Unger Soil/Sediment/ Greene, Raddeman	L/G	PAHs (21), PCBs (sed) (21)	5C-088672 (Ice Only), 5C-088673 (Ice Only) (2)	KK-SD017-N	8/13/2009 S: 12:27	INORGANIC	OK
05 E3N76	Hodach, Unger Field QC/ Greene, Raddeman	L/G	PAHs (21), PCBs (sed) (21)	5C-088685 (Ice Only), 5C-088686 (Ice Only) (2)	KK-EB-01	8/13/2009 S: 16:30	INORGANIC	OK
06 E3N77	Hodach, Unger Field QC/ Greene, Raddeman	L/G	PAHs (21), PCBs (sed) (21)	5C-088687 (Ice Only), 5C-088688 (Ice Only) (2)	KK-EB-02	8/13/2009 S: 16:35	INORGANIC	OK

**COPY**  
Original Documents Are Included in CSF E3N36  
Signed: ALH Date: 8/14/09

<b>Shipment for Case Complete?</b>	E3N74	<b>Additional Sampler Signature(s):</b>	<b>Cooler Temperature Upon Receipt:</b> 6°C	<b>Chain of Custody Seal Number:</b> 105611-105612
<b>Analysis Key:</b>	Concentration: L = Low, M = Low/Medium, H = High	<b>Type/Designate:</b> Composite = C, Grab = G	<b>Custody Seal Intact?</b> <input checked="" type="checkbox"/>	<b>Shipment Iced?</b> <input checked="" type="checkbox"/>
PAHs = PAHs, PCBs (sed) = PCBs (sed)				



# USEPA Contract Laboratory Program Organic Traffic Report & Chain of Custody Record

**Case No:** 38701  
**DAS No:** 09CK15  
**SDG No:** E3N72

**For Lab Use Only**  
**Lab Contract No:** EP-W-05-03D  
**Unit Price:** \$ 437  
**Transfer To:** \_\_\_\_\_  
**Lab Contract No:** \_\_\_\_\_  
**Unit Price:** \_\_\_\_\_

**Date Shipped:** 8/13/2009  
**Carrier Name:** FedEx  
**Airbill:** 8638 4466 2399  
**Shipped to:** Spectrum Analytical  
 175 Metro Center Blvd.  
 Warwick RI 02886  
 (401) 732-3400

**Chain of Custody Record**  
 Relinquished By (Date / Time) Received By (Date / Time)  
 1 *[Signature]* 8/13/09 18:10 *[Signature]* 8/14/09 9:00  
 2 \_\_\_\_\_  
 3 \_\_\_\_\_  
 4 \_\_\_\_\_

ORGANIC SAMPLE No.	MATRIX/ SAMPLER	CONC/ TYPE	ANALYSIS/ TURNAROUND	TAG No./ PRESERVATIVE/ Bottles	STATION LOCATION	SAMPLE COLLECT DATE/TIME	FOR LAB USE ONLY Sample Condition On Receipt
07 E3N78	Soil/Sediment/ Greene, Raddeman	L/G	PAHs (21), PCBs (sed) (21)	5C-088689 (Ice Only), 5C-088690 (Ice Only) (2)	KK-SD015-A	S: 8/13/2009 14:50	OK
07 E3N79	Hodach, Unger Soil/Sediment/ Greene, Raddeman	L/G	PAHs (21), PCBs (sed) (21)	5C-088691 (Ice Only), 5C-088692 (Ice Only) (2)	KK-SD015-B	S: 8/13/2009 14:52	
07 E3N80	Hodach, Unger Soil/Sediment/ Greene, Raddeman	L/G	PAHs (21), PCBs (sed) (21)	5C-088693 (Ice Only), 5C-088694 (Ice Only) (2)	KK-SD015-C1	S: 8/13/2009 14:54	
07 E3N81	Hodach, Unger Soil/Sediment/ Greene, Raddeman	L/G	PAHs (21), PCBs (sed) (21)	5C-088695 (Ice Only), 5C-088696 (Ice Only) (2)	KK-SD015-C2	S: 8/13/2009 14:56	
07 E3N82	Hodach, Unger Soil/Sediment/ Greene, Raddeman	L/G	PAHs (21), PCBs (sed) (21)	5C-088697 (Ice Only), 5C-088698 (Ice Only) (2)	KK-SD015-N	S: 8/13/2009 14:58	
07 E3N83	Hodach, Unger Soil/Sediment/ Greene, Raddeman	L/G	PAHs (21), PCBs (sed) (21)	5C-088699 (Ice Only), 5C-088700 (Ice Only) (2)	KK-SD018-A	S: 8/13/2009 15:45	
07 E3N84	Hodach, Unger Soil/Sediment/ Greene, Raddeman	L/G	PAHs (21), PCBs (sed) (21)	5C-102839 (Ice Only), 5C-102840 (Ice Only) (2)	KK-SD018-B	S: 8/13/2009 15:47	

**Shipment for Case Completed?** 7N

**Analysis Key:** PAHs = PAHs, PCBs (sed) = PCBs (sed)

**Sample(s) to be used for laboratory QC:** E3N88  
**Concentration:** L = Low, M = Low/Medium, H = High

**Additional Sampler Signature(s):** \_\_\_\_\_  
**Type/Designate:** Composite = C, Grab = G

**Cooler Temperature Upon Receipt:** 4°C  
**Chain of Custody Seal Number:** 105613-105614  
**Custody Seal Intact?**  **Shipment Iced?**



# USEPA Contract Laboratory Program Organic Traffic Report & Chain of Custody Record

Case No: 38701  
 DAS No: 09CK15  
 SDG No: E3N72

For Lab Use Only  
 Lab Contract No: EP-W-OS-080  
 Unit Price: \$ 437  
 Transfer To: -  
 Lab Contract No: -  
 Unit Price: -

Date Shipped: 8/13/2009  
 Carrier Name: FedEx  
 Airbill: 8638 4466 2399  
 Shipped to: Spectrum Analytical  
 175 Metro Center Blvd.  
 Warwick RI 02886  
 (401) 732-3400

Chain of Custody Record

Relinquished By	(Date / Time)	Sampler Signature Received By	(Date / Time)
<i>[Signature]</i>	8/13/09 18:10	<i>[Signature]</i>	8/13/09 18:10
2			
3			
4			

ORGANIC SAMPLE No.	MATRIX/ SAMPLER	CONC/ TYPE	ANALYSIS/ TURNAROUND	TAG No./ PRESERVATIVE/ Bottles	STATION LOCATION	SAMPLE DATE/TIME	FOR LAB USE ONLY SAMPLE No. INORGANIC Sample Condition On Receipt
E3N85	Soil/Sediment/ Greene, Raddeman Hodach, Unger	L/G	PAHs (21), PCBs (sed) (21)	5C-102841 (Ice Only), 5C-102842 (Ice Only) (2)	KK-SD018-C1	S: 8/13/2009 15:49	
E3N86	Soil/Sediment/ Greene, Raddeman Hodach, Unger	L/G	PAHs (21), PCBs (sed) (21)	5C-102843 (Ice Only), 5C-102844 (Ice Only) (2)	KK-SD018-C1-FD	S: 8/13/2009 15:51	
E3N87	Soil/Sediment/ Greene, Raddeman Hodach, Unger	L/G	PAHs (21), PCBs (sed) (21)	5C-102845 (Ice Only), 5C-102846 (Ice Only) (2)	KK-SD018-C2	S: 8/13/2009 15:53	
E3N88	Soil/Sediment/ Greene, Raddeman Hodach, Unger	L/G	PAHs (21), PCBs (sed) (21)	5C-102847 (Ice Only), 5C-102848 (Ice Only) (2)	KK-SD018-C3	S: 8/13/2009 16:20	OK
E3N89	Soil/Sediment/ Greene, Raddeman Hodach, Unger	L/G	PAHs (21), PCBs (sed) (21)	5C-102849 (Ice Only), 5C-102850 (Ice Only) (2)	KK-SD018-N	S: 8/13/2009 16:15	

**COPY**  
 Original Documents Are Included in CSF E3N42  
 Signed: ACH Date: 8/14/09

13 SDG-Final Sample

Shipment for Case Complete? N	Sample(s) to be used for laboratory QC: E3N88	Additional Sampler Signature(s):	Cooler Temperature Upon Receipt: 4°C	Chain of Custody Seal Number: 105613-105614
Analysis Key: PAHs = PAHs, PCBs (sed) = PCBs (sed)	Concentration: L = Low, M = Low/Medium, H = High	Type/Designate: Composite = C, Grab = G	Custody Seal Intact? <input checked="" type="checkbox"/>	Shipment Iced? <input checked="" type="checkbox"/>

1D - FORM I SV-1  
SEMIVOLATILE ORGANICS ANALYSIS DATA SHEET

EPA SAMPLE NO.

E3N72

Lab Name: MITKEM LABORATORIES Contract: EP-W-05-030  
 Lab Code: MITKEM Case No.: 38701 Mod. Ref No.: 1760.0 SDG No.: E3N72  
 Matrix: (SOIL/SED/WATER) SOIL Lab Sample ID: H1565-01A  
 Sample wt/vol: 30.1 (g/mL) G Lab File ID: S2F9326.D  
 Level: (LOW/MED) LOW Extraction: (Type) SONC  
 % Moisture: 41 Decanted: (Y/N) N Date Received: 08/14/2009  
 Concentrated Extract Volume: 500 (uL) Date Extracted: 08/14/2009  
 Injection Volume: 2.0 (uL) GPC Factor: 2.00 Date Analyzed: 08/16/2009  
 GPC Cleanup: (Y/N) Y pH: 7.1 Dilution Factor: 1.0

CAS NO.	COMPOUND	CONCENTRATION UNITS:		Q
		(ug/L or ug/Kg)	UG/KG	
91-20-3	Naphthalene		360	
91-57-6	2-Methylnaphthalene		790	
208-96-8	Acenaphthylene		320	
83-32-9	Acenaphthene		1700	

PRELIMINARY



1E - FORM I SV-2  
SEMIVOLATILE ORGANICS ANALYSIS DATA SHEET

EPA SAMPLE NO.

E3N72

Lab Name: MITKEM LABORATORIES Contract: EP-W-05-030  
 Lab Code: MITKEM Case No.: 38701 Mod. Ref No.: 1760.0 SDG No.: E3N72  
 Matrix: (SOIL/SED/WATER) SOIL Lab Sample ID: H1565-01A  
 Sample wt/vol: 30.1 (g/mL) G Lab File ID: S2F9326.D  
 Level: (LOW/MED) LOW Extraction: (Type) SONC  
 % Moisture: 41 Decanted: (Y/N) N Date Received: 08/14/2009  
 Concentrated Extract Volume: 500 (uL) Date Extracted: 08/14/2009  
 Injection Volume: 2.0 (uL) GPC Factor: 2.00 Date Analyzed: 08/16/2009  
 GPC Cleanup: (Y/N) Y pH: 7.1 Dilution Factor: 1.0

CAS NO.	COMPOUND	CONCENTRATION UNITS: (ug/L or ug/Kg)	UG/KG	Q
86-73-7	Fluorene		3000	
85-01-8	Phenanthrene		17000	E
120-12-7	Anthracene		2100	
206-44-0	Fluoranthene		19000	E
129-00-0	Pyrene		21000	E
56-55-3	Benzo(a)anthracene		20000	E
218-01-9	Chrysene		15000	E
205-99-2	Benzo(b)fluoranthene		27000	E
207-08-9	Benzo(k)fluoranthene		8600	E
50-32-8	Benzo(a)pyrene		13000	E
193-39-5	Indeno(1,2,3-cd)pyrene		4700	E
53-70-3	Dibenzo(a,h)anthracene		2000	
191-24-2	Benzo(g,h,i)perylene		3300	

(1) Cannot be separated from Diphenylamine

PRELIMINARY

1D - FORM I SV-1  
SEMIVOLATILE ORGANICS ANALYSIS DATA SHEET

EPA SAMPLE NO.

E3N72MS

Lab Name: MITKEM LABORATORIES Contract: EP-W-05-030  
 Lab Code: MITKEM Case No.: 38701 Mod. Ref No.: 1760.0 SDG No.: E3N72  
 Matrix: (SOIL/SED/WATER) SOIL Lab Sample ID: H1565-01AMS  
 Sample wt/vol: 30.2 (g/mL) G Lab File ID: S2F9361.D  
 Level: (LOW/MED) LOW Extraction: (Type) SONC  
 % Moisture: 41 Decanted: (Y/N) N Date Received: 08/14/2009  
 Concentrated Extract Volume: 500 (uL) Date Extracted: 08/14/2009  
 Injection Volume: 2.0 (uL) GPC Factor: 2.00 Date Analyzed: 08/17/2009  
 GPC Cleanup: (Y/N) Y pH: 7.1 Dilution Factor: 1.0

CAS NO.	COMPOUND	CONCENTRATION UNITS:		Q
		(ug/L or ug/Kg)	UG/KG	
91-20-3	Naphthalene		440	
91-57-6	2-Methylnaphthalene		700	
208-96-8	Acenaphthylene		480	
83-32-9	Acenaphthene		4600	E

PRELIMINARY

1E - FORM I SV-2  
SEMIVOLATILE ORGANICS ANALYSIS DATA SHEET

EPA SAMPLE NO.

E3N72MS

Lab Name: MITKEM LABORATORIES Contract: EP-W-05-030  
 Lab Code: MITKEM Case No.: 38701 Mod. Ref No.: 1760.0 SDG No.: E3N72  
 Matrix: (SOIL/SED/WATER) SOIL Lab Sample ID: H1565-01AMS  
 Sample wt/vol: 30.2 (g/mL) G Lab File ID: S2F9361.D  
 Level: (LOW/MED) LOW Extraction: (Type) SONC  
 % Moisture: 41 Decanted: (Y/N) N Date Received: 08/14/2009  
 Concentrated Extract Volume: 500 (uL) Date Extracted: 08/14/2009  
 Injection Volume: 2.0 (uL) GPC Factor: 2.00 Date Analyzed: 08/17/2009  
 GPC Cleanup: (Y/N) Y pH: 7.1 Dilution Factor: 1.0

CAS NO.	COMPOUND	CONCENTRATION UNITS: (ug/L or ug/Kg)	UG/KG	Q
86-73-7	Fluorene		2300	
85-01-8	Phenanthrene		63000	E
120-12-7	Anthracene		4100	
206-44-0	Fluoranthene		140000	E
129-00-0	Pyrene		46000	E
56-55-3	Benzo (a) anthracene		13000	E
218-01-9	Chrysene		17000	E
205-99-2	Benzo (b) fluoranthene		18000	E
207-08-9	Benzo (k) fluoranthene		9500	E
50-32-8	Benzo (a) pyrene		13000	E
193-39-5	Indeno (1, 2, 3-cd) pyrene		6500	E
53-70-3	Dibenzo (a, h) anthracene		2600	
191-24-2	Benzo (g, h, i) perylene		5500	E

(1) Cannot be separated from Diphenylamine

PRELIMINARY

1D - FORM I SV-1  
SEMIVOLATILE ORGANICS ANALYSIS DATA SHEET

EPA SAMPLE NO.

E3N72MSD

Lab Name: MITKEM LABORATORIES Contract: EP-W-05-030  
 Lab Code: MITKEM Case No.: 38701 Mod. Ref No.: 1760.0 SDG No.: E3N72  
 Matrix: (SOIL/SED/WATER) SOIL Lab Sample ID: H1565-01AMSD  
 Sample wt/vol: 30.2 (g/mL) G Lab File ID: S2F9362.D  
 Level: (LOW/MED) LOW Extraction: (Type) SONC  
 % Moisture: 41 Decanted: (Y/N) N Date Received: 08/14/2009  
 Concentrated Extract Volume: 500 (uL) Date Extracted: 08/14/2009  
 Injection Volume: 2.0 (uL) GPC Factor: 2.00 Date Analyzed: 08/17/2009  
 GPC Cleanup: (Y/N) Y pH: 7.1 Dilution Factor: 1.0

CAS NO.	COMPOUND	CONCENTRATION UNITS:		Q
		(ug/L or ug/Kg)	UG/KG	
91-20-3	Naphthalene		420	
91-57-6	2-Methylnaphthalene		370	
208-96-8	Acenaphthylene		430	
83-32-9	Acenaphthene		4100	

PRELIMINARY

1E - FORM I SV-2  
SEMIVOLATILE ORGANICS ANALYSIS DATA SHEET

EPA SAMPLE NO.

E3N72MSD

Lab Name: MITKEM LABORATORIES Contract: EP-W-05-030  
 Lab Code: MITKEM Case No.: 38701 Mod. Ref No.: 1760.0 SDG No.: E3N72  
 Matrix: (SOIL/SED/WATER) SOIL Lab Sample ID: H1565-01AMSD  
 Sample wt/vol: 30.2 (g/mL) G Lab File ID: S2F9362.D  
 Level: (LOW/MED) LOW Extraction: (Type) SONC  
 % Moisture: 41 Decanted: (Y/N) N Date Received: 08/14/2009  
 Concentrated Extract Volume: 500 (uL) Date Extracted: 08/14/2009  
 Injection Volume: 2.0 (uL) GPC Factor: 2.00 Date Analyzed: 08/17/2009  
 GPC Cleanup: (Y/N) Y pH: 7.1 Dilution Factor: 1.0

CAS NO.	COMPOUND	CONCENTRATION UNITS: <u>UG/KG</u> (ug/L or ug/Kg)	<u>Q</u>
86-73-7	Fluorene	2300	
85-01-8	Phenanthrene	40000	E
120-12-7	Anthracene	4300	
206-44-0	Fluoranthene	98000	E
129-00-0	Pyrene	37000	E
56-55-3	Benzo(a)anthracene	11000	E
218-01-9	Chrysene	19000	E
205-99-2	Benzo(b)fluoranthene	23000	E
207-08-9	Benzo(k)fluoranthene	11000	E
50-32-8	Benzo(a)pyrene	13000	E
193-39-5	Indeno(1,2,3-cd)pyrene	5700	E
53-70-3	Dibenzo(a,h)anthracene	2300	
191-24-2	Benzo(g,h,i)perylene	4800	E

(1) Cannot be separated from Diphenylamine

PRELIMINARY

1D - FORM I SV-1  
SEMIVOLATILE ORGANICS ANALYSIS DATA SHEET

EPA SAMPLE NO.

E3N73

Lab Name: MITKEM LABORATORIES Contract: EP-W-05-030  
 Lab Code: MITKEM Case No.: 38701 Mod. Ref No.: 1760.0 SDG No.: E3N72  
 Matrix: (SOIL/SED/WATER) SOIL Lab Sample ID: H1565-02A  
 Sample wt/vol: 30.4 (g/mL) G Lab File ID: S2F9327.D  
 Level: (LOW/MED) LOW Extraction: (Type) SONC  
 % Moisture: 41 Decanted: (Y/N) N Date Received: 08/14/2009  
 Concentrated Extract Volume: 500 (uL) Date Extracted: 08/14/2009  
 Injection Volume: 2.0 (uL) GPC Factor: 2.00 Date Analyzed: 08/16/2009  
 GPC Cleanup: (Y/N) Y pH: 7.3 Dilution Factor: 1.0

CAS NO.	COMPOUND	CONCENTRATION UNITS:		Q
		(ug/L or ug/Kg)	UG/KG	
91-20-3	Naphthalene		550	
91-57-6	2-Methylnaphthalene		470	
208-96-8	Acenaphthylene		280	J
83-32-9	Acenaphthene		1100	

PRELIMINARY

1E - FORM I SV-2  
SEMIVOLATILE ORGANICS ANALYSIS DATA SHEET

EPA SAMPLE NO.

E3N73

Lab Name: MITKEM LABORATORIES Contract: EP-W-05-030  
 Lab Code: MITKEM Case No.: 38701 Mod. Ref No.: 1760.0 SDG No.: E3N72  
 Matrix: (SOIL/SED/WATER) SOIL Lab Sample ID: H1565-02A  
 Sample wt/vol: 30.4 (g/mL) G Lab File ID: S2F9327.D  
 Level: (LOW/MED) LOW Extraction: (Type) SONC  
 % Moisture: 41 Decanted: (Y/N) N Date Received: 08/14/2009  
 Concentrated Extract Volume: 500 (uL) Date Extracted: 08/14/2009  
 Injection Volume: 2.0 (uL) GPC Factor: 2.00 Date Analyzed: 08/16/2009  
 GPC Cleanup: (Y/N) Y pH: 7.3 Dilution Factor: 1.0

CAS NO.	COMPOUND	CONCENTRATION UNITS:		Q
		(ug/L or ug/Kg)	UG/KG	
86-73-7	Fluorene		1700	
85-01-8	Phenanthrene		12000	E
120-12-7	Anthracene		1000	
206-44-0	Fluoranthene		17000	E
129-00-0	Pyrene		20000	E
56-55-3	Benzo(a)anthracene		13000	E
218-01-9	Chrysene		15000	E
205-99-2	Benzo(b)fluoranthene		18000	E
207-08-9	Benzo(k)fluoranthene		8000	E
50-32-8	Benzo(a)pyrene		9000	E
193-39-5	Indeno(1,2,3-cd)pyrene		3300	
53-70-3	Dibenzo(a,h)anthracene		1700	
191-24-2	Benzo(g,h,i)perylene		2500	

(1) Cannot be separated from Diphenylamine

PRELIMINARY

1D - FORM I SV-1  
SEMIVOLATILE ORGANICS ANALYSIS DATA SHEET

EPA SAMPLE NO.

E3N75

Lab Name: MITKEM LABORATORIES Contract: EP-W-05-030  
 Lab Code: MITKEM Case No.: 38701 Mod. Ref No.: 1760.0 SDG No.: E3N72  
 Matrix: (SOIL/SED/WATER) SOIL Lab Sample ID: H1565-03A  
 Sample wt/vol: 30.4 (g/mL) G Lab File ID: S2F9328.D  
 Level: (LOW/MED) LOW Extraction: (Type) SONC  
 % Moisture: 29 Decanted: (Y/N) N Date Received: 08/14/2009  
 Concentrated Extract Volume: 500 (uL) Date Extracted: 08/14/2009  
 Injection Volume: 2.0 (uL) GPC Factor: 2.00 Date Analyzed: 08/16/2009  
 GPC Cleanup: (Y/N) Y pH: 7.9 Dilution Factor: 1.0

CAS NO.	COMPOUND	CONCENTRATION UNITS:	
		(ug/L or ug/Kg)	UG/KG
91-20-3	Naphthalene	240	U
91-57-6	2-Methylnaphthalene	240	U
208-96-8	Acenaphthylene	240	U
83-32-9	Acenaphthene	240	U

PRELIMINARY



1E - FORM I SV-2  
SEMIVOLATILE ORGANICS ANALYSIS DATA SHEET

EPA SAMPLE NO.

E3N75

Lab Name: MITKEM LABORATORIES Contract: EP-W-05-030  
 Lab Code: MITKEM Case No.: 38701 Mod. Ref No.: 1760.0 SDG No.: E3N72  
 Matrix: (SOIL/SED/WATER) SOIL Lab Sample ID: H1565-03A  
 Sample wt/vol: 30.4 (g/mL) G Lab File ID: S2F9328.D  
 Level: (LOW/MED) LOW Extraction: (Type) SONC  
 % Moisture: 29 Decanted: (Y/N) N Date Received: 08/14/2009  
 Concentrated Extract Volume: 500 (uL) Date Extracted: 08/14/2009  
 Injection Volume: 2.0 (uL) GPC Factor: 2.00 Date Analyzed: 08/16/2009  
 GPC Cleanup: (Y/N) Y pH: 7.9 Dilution Factor: 1.0

CAS NO.	COMPOUND	CONCENTRATION UNITS:	
		(ug/L or ug/Kg)	UG/KG
86-73-7	Fluorene	240	U
85-01-8	Phenanthrene	240	U
120-12-7	Anthracene	240	U
206-44-0	Fluoranthene	240	U
129-00-0	Pyrene	240	U
56-55-3	Benzo(a)anthracene	240	U
218-01-9	Chrysene	240	U
205-99-2	Benzo(b)fluoranthene	240	U
207-08-9	Benzo(k)fluoranthene	240	U
50-32-8	Benzo(a)pyrene	120	J
193-39-5	Indeno(1,2,3-cd)pyrene	190	J
53-70-3	Dibenzo(a,h)anthracene	240	U
191-24-2	Benzo(g,h,i)perylene	180	J

(1) Cannot be separated from Diphenylamine

PRELIMINARY

1D - FORM I SV-1  
SEMIVOLATILE ORGANICS ANALYSIS DATA SHEET

EPA SAMPLE NO.

E3N76

Lab Name: MITKEM LABORATORIES Contract: EP-W-05-030  
 Lab Code: MITKEM Case No.: 38701 Mod. Ref No.: 1760.0 SDG No.: E3N72  
 Matrix: (SOIL/SED/WATER) WATER Lab Sample ID: H1565-04A  
 Sample wt/vol: 1000 (g/mL) ML Lab File ID: S2F9283.D  
 Level: (LOW/MED) LOW Extraction: (Type) CONT  
 % Moisture: \_\_\_\_\_ Decanted: (Y/N) \_\_\_\_\_ Date Received: 08/14/2009  
 Concentrated Extract Volume: 1000 (uL) Date Extracted: 08/14/2009  
 Injection Volume: 2.0 (uL) GPC Factor: 1.00 Date Analyzed: 08/15/2009  
 GPC Cleanup: (Y/N) N pH: \_\_\_\_\_ Dilution Factor: 1.0

CAS NO.	COMPOUND	CONCENTRATION UNITS:	
		(ug/L or ug/Kg)	UG/L
91-20-3	Naphthalene	5.0	U
91-57-6	2-Methylnaphthalene	5.0	U
208-96-8	Acenaphthylene	5.0	U
83-32-9	Acenaphthene	5.0	U

PRELIMINARY

1E - FORM I SV-2  
SEMIVOLATILE ORGANICS ANALYSIS DATA SHEET

EPA SAMPLE NO.

E3N76

Lab Name: MITKEM LABORATORIES Contract: EP-W-05-030  
 Lab Code: MITKEM Case No.: 38701 Mod. Ref No.: 1760.0 SDG No.: E3N72  
 Matrix: (SOIL/SED/WATER) WATER Lab Sample ID: H1565-04A  
 Sample wt/vol: 1000 (g/mL) ML Lab File ID: S2F9283.D  
 Level: (LOW/MED) LOW Extraction: (Type) CONT  
 % Moisture: \_\_\_\_\_ Decanted: (Y/N) \_\_\_\_\_ Date Received: 08/14/2009  
 Concentrated Extract Volume: 1000 (uL) Date Extracted: 08/14/2009  
 Injection Volume: 2.0 (uL) GPC Factor: 1.00 Date Analyzed: 08/15/2009  
 GPC Cleanup: (Y/N) N pH: \_\_\_\_\_ Dilution Factor: 1.0

CAS NO.	COMPOUND	CONCENTRATION UNITS:		Q
		(ug/L or ug/Kg)	UG/L	
86-73-7	Fluorene		5.0	U
85-01-8	Phenanthrene		5.0	U
120-12-7	Anthracene		5.0	U
206-44-0	Fluoranthene		5.0	U
129-00-0	Pyrene		5.0	U
56-55-3	Benzo(a)anthracene		5.0	U
218-01-9	Chrysene		5.0	U
205-99-2	Benzo(b)fluoranthene		5.0	U
207-08-9	Benzo(k)fluoranthene		5.0	U
50-32-8	Benzo(a)pyrene		5.0	U
193-39-5	Indeno(1,2,3-cd)pyrene		5.0	U
53-70-3	Dibenzo(a,h)anthracene		5.0	U
191-24-2	Benzo(g,h,i)perylene		5.0	U

(1) Cannot be separated from Diphenylamine

PRELIMINARY

1D - FORM I SV-1  
SEMIVOLATILE ORGANICS ANALYSIS DATA SHEET

EPA SAMPLE NO.

E3N77

Lab Name: MITKEM LABORATORIES Contract: EP-W-05-030  
 Lab Code: MITKEM Case No.: 38701 Mod. Ref No.: 1760.0 SDG No.: E3N72  
 Matrix: (SOIL/SED/WATER) WATER Lab Sample ID: H1565-05A  
 Sample wt/vol: 1000 (g/mL) ML Lab File ID: S2F9284.D  
 Level: (LOW/MED) LOW Extraction: (Type) CONT  
 % Moisture: \_\_\_\_\_ Decanted: (Y/N) \_\_\_\_\_ Date Received: 08/14/2009  
 Concentrated Extract Volume: 1000 (uL) Date Extracted: 08/14/2009  
 Injection Volume: 2.0 (uL) GPC Factor: 1.00 Date Analyzed: 08/15/2009  
 GPC Cleanup: (Y/N) N pH: \_\_\_\_\_ Dilution Factor: 1.0

CAS NO.	COMPOUND	CONCENTRATION UNITS:	
		(ug/L or ug/Kg)	UG/L
91-20-3	Naphthalene	5.0	U
91-57-6	2-Methylnaphthalene	5.0	U
208-96-8	Acenaphthylene	5.0	U
83-32-9	Acenaphthene	5.0	U

PRELIMINARY

1E - FORM I SV-2  
SEMIVOLATILE ORGANICS ANALYSIS DATA SHEET

EPA SAMPLE NO.

E3N77

Lab Name: MITKEM LABORATORIES Contract: EP-W-05-030  
 Lab Code: MITKEM Case No.: 38701 Mod. Ref No.: 1760.0 SDG No.: E3N72  
 Matrix: (SOIL/SED/WATER) WATER Lab Sample ID: H1565-05A  
 Sample wt/vol: 1000 (g/mL) ML Lab File ID: S2F9284.D  
 Level: (LOW/MED) LOW Extraction: (Type) CONT  
 % Moisture: \_\_\_\_\_ Decanted: (Y/N) \_\_\_\_\_ Date Received: 08/14/2009  
 Concentrated Extract Volume: 1000 (uL) Date Extracted: 08/14/2009  
 Injection Volume: 2.0 (uL) GPC Factor: 1.00 Date Analyzed: 08/15/2009  
 GPC Cleanup: (Y/N) N pH: \_\_\_\_\_ Dilution Factor: 1.0

CAS NO.	COMPOUND	CONCENTRATION UNITS:	
		(ug/L or ug/Kg)	UG/L
86-73-7	Fluorene	5.0	U
85-01-8	Phenanthrene	5.0	U
120-12-7	Anthracene	5.0	U
206-44-0	Fluoranthene	5.0	U
129-00-0	Pyrene	5.0	U
56-55-3	Benzo(a)anthracene	5.0	U
218-01-9	Chrysene	5.0	U
205-99-2	Benzo(b)fluoranthene	5.0	U
207-08-9	Benzo(k)fluoranthene	5.0	U
50-32-8	Benzo(a)pyrene	5.0	U
193-39-5	Indeno(1,2,3-cd)pyrene	5.0	U
53-70-3	Dibenzo(a,h)anthracene	5.0	U
191-24-2	Benzo(g,h,i)perylene	5.0	U

(1) Cannot be separated from Diphenylamine

PRELIMINARY

1D - FORM I SV-1  
SEMIVOLATILE ORGANICS ANALYSIS DATA SHEET

EPA SAMPLE NO.

E3N78

Lab Name: MITKEM LABORATORIES Contract: EP-W-05-030  
 Lab Code: MITKEM Case No.: 38701 Mod. Ref No.: 1760.0 SDG No.: E3N72  
 Matrix: (SOIL/SED/WATER) SOIL Lab Sample ID: H1565-06A  
 Sample wt/vol: 30.4 (g/mL) G Lab File ID: S2F9329.D  
 Level: (LOW/MED) LOW Extraction: (Type) SONC  
 % Moisture: 40 Decanted: (Y/N) N Date Received: 08/14/2009  
 Concentrated Extract Volume: 500 (uL) Date Extracted: 08/14/2009  
 Injection Volume: 2.0 (uL) GPC Factor: 2.00 Date Analyzed: 08/16/2009  
 GPC Cleanup: (Y/N) Y pH: 7.8 Dilution Factor: 1.0

CAS NO.	COMPOUND	CONCENTRATION UNITS:		Q
		(ug/L or ug/Kg)	UG/KG	
91-20-3	Naphthalene		680	
91-57-6	2-Methylnaphthalene		800	
208-96-8	Acenaphthylene		250	J
83-32-9	Acenaphthene		1300	

PRELIMINARY

1E - FORM I SV-2  
SEMIVOLATILE ORGANICS ANALYSIS DATA SHEET

EPA SAMPLE NO.

E3N78

Lab Name: MITKEM LABORATORIES Contract: EP-W-05-030  
 Lab Code: MITKEM Case No.: 38701 Mod. Ref No.: 1760.0 SDG No.: E3N72  
 Matrix: (SOIL/SED/WATER) SOIL Lab Sample ID: H1565-06A  
 Sample wt/vol: 30.4 (g/mL) G Lab File ID: S2F9329.D  
 Level: (LOW/MED) LOW Extraction: (Type) SONC  
 % Moisture: 40 Decanted: (Y/N) N Date Received: 08/14/2009  
 Concentrated Extract Volume: 500 (uL) Date Extracted: 08/14/2009  
 Injection Volume: 2.0 (uL) GPC Factor: 2.00 Date Analyzed: 08/16/2009  
 GPC Cleanup: (Y/N) Y pH: 7.8 Dilution Factor: 1.0

CAS NO.	COMPOUND	CONCENTRATION UNITS:	
		(ug/L or ug/Kg)	UG/KG
86-73-7	Fluorene	1900	
85-01-8	Phenanthrene	9500	E
120-12-7	Anthracene	1100	
206-44-0	Fluoranthene	17000	E
129-00-0	Pyrene	21000	E
56-55-3	Benzo(a)anthracene	13000	E
218-01-9	Chrysene	14000	E
205-99-2	Benzo(b)fluoranthene	21000	E
207-08-9	Benzo(k)fluoranthene	8300	E
50-32-8	Benzo(a)pyrene	9400	E
193-39-5	Indeno(1,2,3-cd)pyrene	3200	
53-70-3	Dibenzo(a,h)anthracene	1400	
191-24-2	Benzo(g,h,i)perylene	2300	

(1) Cannot be separated from Diphenylamine

PRELIMINARY

1D - FORM I SV-1  
SEMIVOLATILE ORGANICS ANALYSIS DATA SHEET

EPA SAMPLE NO.

E3N79

Lab Name: MITKEM LABORATORIES Contract: EP-W-05-030  
 Lab Code: MITKEM Case No.: 38701 Mod. Ref No.: 1760.0 SDG No.: E3N72  
 Matrix: (SOIL/SED/WATER) SOIL Lab Sample ID: H1565-07A  
 Sample wt/vol: 30.1 (g/mL) G Lab File ID: S2F9330.D  
 Level: (LOW/MED) LOW Extraction: (Type) SONC  
 % Moisture: 40 Decanted: (Y/N) N Date Received: 08/14/2009  
 Concentrated Extract Volume: 500 (uL) Date Extracted: 08/14/2009  
 Injection Volume: 2.0 (uL) GPC Factor: 2.00 Date Analyzed: 08/16/2009  
 GPC Cleanup: (Y/N) Y pH: 7.9 Dilution Factor: 1.0

CAS NO.	COMPOUND	CONCENTRATION UNITS:		Q
		(ug/L or ug/Kg)	UG/KG	
91-20-3	Naphthalene		950	
91-57-6	2-Methylnaphthalene		800	
208-96-8	Acenaphthylene		450	
83-32-9	Acenaphthene		1800	

**PRELIMINARY**



1E - FORM I SV-2  
SEMIVOLATILE ORGANICS ANALYSIS DATA SHEET

EPA SAMPLE NO.

E3N79

Lab Name: MITKEM LABORATORIES Contract: EP-W-05-030  
 Lab Code: MITKEM Case No.: 38701 Mod. Ref No.: 1760.0 SDG No.: E3N72  
 Matrix: (SOIL/SED/WATER) SOIL Lab Sample ID: H1565-07A  
 Sample wt/vol: 30.1 (g/mL) G Lab File ID: S2F9330.D  
 Level: (LOW/MED) LOW Extraction: (Type) SONC  
 % Moisture: 40 Decanted: (Y/N) N Date Received: 08/14/2009  
 Concentrated Extract Volume: 500 (uL) Date Extracted: 08/14/2009  
 Injection Volume: 2.0 (uL) GPC Factor: 2.00 Date Analyzed: 08/16/2009  
 GPC Cleanup: (Y/N) Y pH: 7.9 Dilution Factor: 1.0

CAS NO.	COMPOUND	CONCENTRATION UNITS: (ug/L or ug/Kg)	UG/KG	Q
86-73-7	Fluorene		2700	
85-01-8	Phenanthrene		15000	E
120-12-7	Anthracene		1400	
206-44-0	Fluoranthene		20000	E
129-00-0	Pyrene		26000	E
56-55-3	Benzo(a)anthracene		16000	E
218-01-9	Chrysene		19000	E
205-99-2	Benzo(b)fluoranthene		23000	E
207-08-9	Benzo(k)fluoranthene		11000	E
50-32-8	Benzo(a)pyrene		12000	E
193-39-5	Indeno(1,2,3-cd)pyrene		4000	
53-70-3	Dibenzo(a,h)anthracene		1800	
191-24-2	Benzo(g,h,i)perylene		2500	

(1) Cannot be separated from Diphenylamine

PRELIMINARY

1D - FORM I SV-1  
SEMIVOLATILE ORGANICS ANALYSIS DATA SHEET

EPA SAMPLE NO.

E3N80

Lab Name: MITKEM LABORATORIES Contract: EP-W-05-030  
 Lab Code: MITKEM Case No.: 38701 Mod. Ref No.: 1760.0 SDG No.: E3N72  
 Matrix: (SOIL/SED/WATER) SOIL Lab Sample ID: H1565-08A  
 Sample wt/vol: 30.1 (g/mL) G Lab File ID: S2F9331.D  
 Level: (LOW/MED) LOW Extraction: (Type) SONC  
 % Moisture: 37 Decanted: (Y/N) N Date Received: 08/14/2009  
 Concentrated Extract Volume: 500 (uL) Date Extracted: 08/14/2009  
 Injection Volume: 2.0 (uL) GPC Factor: 2.00 Date Analyzed: 08/16/2009  
 GPC Cleanup: (Y/N) Y pH: 7.8 Dilution Factor: 1.0

CAS NO.	COMPOUND	CONCENTRATION UNITS:		Q
		(ug/L or ug/Kg)	UG/KG	
91-20-3	Naphthalene		840	
91-57-6	2-Methylnaphthalene		850	
208-96-8	Acenaphthylene		370	
83-32-9	Acenaphthene		1900	

PRELIMINARY

1E - FORM I SV-2  
SEMIVOLATILE ORGANICS ANALYSIS DATA SHEET

EPA SAMPLE NO.

E3N80

Lab Name: MITKEM LABORATORIES Contract: EP-W-05-030  
 Lab Code: MITKEM Case No.: 38701 Mod. Ref No.: 1760.0 SDG No.: E3N72  
 Matrix: (SOIL/SED/WATER) SOIL Lab Sample ID: H1565-08A  
 Sample wt/vol: 30.1 (g/mL) G Lab File ID: S2F9331.D  
 Level: (LOW/MED) LOW Extraction: (Type) SONC  
 % Moisture: 37 Decanted: (Y/N) N Date Received: 08/14/2009  
 Concentrated Extract Volume: 500 (uL) Date Extracted: 08/14/2009  
 Injection Volume: 2.0 (uL) GPC Factor: 2.00 Date Analyzed: 08/16/2009  
 GPC Cleanup: (Y/N) Y pH: 7.8 Dilution Factor: 1.0

CAS NO.	COMPOUND	CONCENTRATION UNITS: (ug/L or ug/Kg)	UG/KG	Q
86-73-7	Fluorene		2900	
85-01-8	Phenanthrene		20000	E
120-12-7	Anthracene		2000	
206-44-0	Fluoranthene		26000	E
129-00-0	Pyrene		29000	E
56-55-3	Benzo(a)anthracene		16000	E
218-01-9	Chrysene		19000	E
205-99-2	Benzo(b)fluoranthene		26000	E
207-08-9	Benzo(k)fluoranthene		6300	E
50-32-8	Benzo(a)pyrene		12000	E
193-39-5	Indeno(1,2,3-cd)pyrene		4600	E
53-70-3	Dibenzo(a,h)anthracene		2000	
191-24-2	Benzo(g,h,i)perylene		2600	

(1) Cannot be separated from Diphenylamine

PRELIMINARY

SOM01.2 (6/2007)

1D - FORM I SV-1  
SEMIVOLATILE ORGANICS ANALYSIS DATA SHEET

EPA SAMPLE NO.

E3N81

Lab Name: MITKEM LABORATORIES Contract: EP-W-05-030  
 Lab Code: MITKEM Case No.: 38701 Mod. Ref No.: 1760.0 SDG No.: E3N72  
 Matrix: (SOIL/SED/WATER) SOIL Lab Sample ID: H1565-09A  
 Sample wt/vol: 30.1 (g/mL) G Lab File ID: S2F9332.D  
 Level: (LOW/MED) LOW Extraction: (Type) SONC  
 % Moisture: 36 Decanted: (Y/N) N Date Received: 08/14/2009  
 Concentrated Extract Volume: 500 (uL) Date Extracted: 08/14/2009  
 Injection Volume: 2.0 (uL) GPC Factor: 2.00 Date Analyzed: 08/16/2009  
 GPC Cleanup: (Y/N) Y pH: 7.9 Dilution Factor: 1.0

CAS NO.	COMPOUND	CONCENTRATION UNITS: (ug/L or ug/Kg)	UG/KG	Q
91-20-3	Naphthalene		2000	
91-57-6	2-Methylnaphthalene		1200	
208-96-8	Acenaphthylene		330	
83-32-9	Acenaphthene		2100	

PRELIMINARY

SOM01.2 (6/2007)

1E - FORM I SV-2  
SEMIVOLATILE ORGANICS ANALYSIS DATA SHEET

EPA SAMPLE NO.

E3N81

Lab Name: MITKEM LABORATORIES Contract: EP-W-05-030  
 Lab Code: MITKEM Case No.: 38701 Mod. Ref No.: 1760.0 SDG No.: E3N72  
 Matrix: (SOIL/SED/WATER) SOIL Lab Sample ID: H1565-09A  
 Sample wt/vol: 30.1 (g/mL) G Lab File ID: S2F9332.D  
 Level: (LOW/MED) LOW Extraction: (Type) SONC  
 % Moisture: 36 Decanted: (Y/N) N Date Received: 08/14/2009  
 Concentrated Extract Volume: 500 (uL) Date Extracted: 08/14/2009  
 Injection Volume: 2.0 (uL) GPC Factor: 2.00 Date Analyzed: 08/16/2009  
 GPC Cleanup: (Y/N) Y pH: 7.9 Dilution Factor: 1.0

CAS NO.	COMPOUND	CONCENTRATION UNITS:	
		(ug/L or ug/Kg)	UG/KG
86-73-7	Fluorene	3000	
85-01-8	Phenanthrene	26000	E
120-12-7	Anthracene	2300	
206-44-0	Fluoranthene	33000	E
129-00-0	Pyrene	29000	E
56-55-3	Benzo(a)anthracene	11000	E
218-01-9	Chrysene	16000	E
205-99-2	Benzo(b)fluoranthene	20000	E
207-08-9	Benzo(k)fluoranthene	6800	E
50-32-8	Benzo(a)pyrene	10000	E
193-39-5	Indeno(1,2,3-cd)pyrene	4000	
53-70-3	Dibenzo(a,h)anthracene	2000	
191-24-2	Benzo(g,h,i)perylene	2500	

(1) Cannot be separated from Diphenylamine

**PRELIMINARY**

SOM01.2 (6/2007)

1D - FORM I SV-1  
SEMIVOLATILE ORGANICS ANALYSIS DATA SHEET

EPA SAMPLE NO.

E3N82

Lab Name: MITKEM LABORATORIES Contract: EP-W-05-030  
 Lab Code: MITKEM Case No.: 38701 Mod. Ref No.: 1760.0 SDG No.: E3N72  
 Matrix: (SOIL/SED/WATER) SOIL Lab Sample ID: H1565-10A  
 Sample wt/vol: 30.1 (g/mL) G Lab File ID: S2F9333.D  
 Level: (LOW/MED) LOW Extraction: (Type) SONC  
 % Moisture: 15 Decanted: (Y/N) N Date Received: 08/14/2009  
 Concentrated Extract Volume: 500 (uL) Date Extracted: 08/14/2009  
 Injection Volume: 2.0 (uL) GPC Factor: 2.00 Date Analyzed: 08/16/2009  
 GPC Cleanup: (Y/N) Y pH: 8.0 Dilution Factor: 1.0

CAS NO.	COMPOUND	CONCENTRATION UNITS: (ug/L or ug/Kg)	UG/KG	Q
91-20-3	Naphthalene		200	U
91-57-6	2-Methylnaphthalene		200	U
208-96-8	Acenaphthylene		200	U
83-32-9	Acenaphthene		47	J

PRELIMINARY

1E - FORM I SV-2  
SEMIVOLATILE ORGANICS ANALYSIS DATA SHEET

EPA SAMPLE NO.

E3N82

Lab Name: MITKEM LABORATORIES Contract: EP-W-05-030  
 Lab Code: MITKEM Case No.: 38701 Mod. Ref No.: 1760.0 SDG No.: E3N72  
 Matrix: (SOIL/SED/WATER) SOIL Lab Sample ID: H1565-10A  
 Sample wt/vol: 30.1 (g/mL) G Lab File ID: S2F9333.D  
 Level: (LOW/MED) LOW Extraction: (Type) SONC  
 % Moisture: 15 Decanted: (Y/N) N Date Received: 08/14/2009  
 Concentrated Extract Volume: 500 (uL) Date Extracted: 08/14/2009  
 Injection Volume: 2.0 (uL) GPC Factor: 2.00 Date Analyzed: 08/16/2009  
 GPC Cleanup: (Y/N) Y pH: 8.0 Dilution Factor: 1.0

CAS NO.	COMPOUND	CONCENTRATION UNITS:	
		(ug/L or ug/Kg)	UG/KG
86-73-7	Fluorene	61	J
85-01-8	Phenanthrene	170	J
120-12-7	Anthracene	46	J
206-44-0	Fluoranthene	150	J
129-00-0	Pyrene	170	J
56-55-3	Benzo(a)anthracene	87	J
218-01-9	Chrysene	85	J
205-99-2	Benzo(b)fluoranthene	140	J
207-08-9	Benzo(k)fluoranthene	140	J
50-32-8	Benzo(a)pyrene	190	J
193-39-5	Indeno(1,2,3-cd)pyrene	220	
53-70-3	Dibenzo(a,h)anthracene	69	J
191-24-2	Benzo(g,h,i)perylene	200	

(1) Cannot be separated from Diphenylamine

PRELIMINARY

1D - FORM I SV-1  
SEMIVOLATILE ORGANICS ANALYSIS DATA SHEET

EPA SAMPLE NO.

E3N83

Lab Name: MITKEM LABORATORIES Contract: EP-W-05-030  
 Lab Code: MITKEM Case No.: 38701 Mod. Ref No.: 1760.0 SDG No.: E3N72  
 Matrix: (SOIL/SED/WATER) SOIL Lab Sample ID: H1565-11A  
 Sample wt/vol: 30.1 (g/mL) G Lab File ID: S2F9334.D  
 Level: (LOW/MED) LOW Extraction: (Type) SONC  
 % Moisture: 41 Decanted: (Y/N) N Date Received: 08/14/2009  
 Concentrated Extract Volume: 500 (uL) Date Extracted: 08/14/2009  
 Injection Volume: 2.0 (uL) GPC Factor: 2.00 Date Analyzed: 08/16/2009  
 GPC Cleanup: (Y/N) Y pH: 7.5 Dilution Factor: 1.0

CAS NO.	COMPOUND	CONCENTRATION UNITS: (ug/L or ug/Kg)	UG/KG	Q
91-20-3	Naphthalene		280	J
91-57-6	2-Methylnaphthalene		450	
208-96-8	Acenaphthylene		440	
83-32-9	Acenaphthene		1200	

PRELIMINARY



1E - FORM I SV-2  
SEMIVOLATILE ORGANICS ANALYSIS DATA SHEET

EPA SAMPLE NO.

E3N83

Lab Name: MITKEM LABORATORIES Contract: EP-W-05-030  
 Lab Code: MITKEM Case No.: 38701 Mod. Ref No.: 1760.0 SDG No.: E3N72  
 Matrix: (SOIL/SED/WATER) SOIL Lab Sample ID: H1565-11A  
 Sample wt/vol: 30.1 (g/mL) G Lab File ID: S2F9334.D  
 Level: (LOW/MED) LOW Extraction: (Type) SONC  
 % Moisture: 41 Decanted: (Y/N) N Date Received: 08/14/2009  
 Concentrated Extract Volume: 500 (uL) Date Extracted: 08/14/2009  
 Injection Volume: 2.0 (uL) GPC Factor: 2.00 Date Analyzed: 08/16/2009  
 GPC Cleanup: (Y/N) Y pH: 7.5 Dilution Factor: 1.0

CAS NO.	COMPOUND	CONCENTRATION UNITS: (ug/L or ug/Kg)	UG/KG	Q
86-73-7	Fluorene		1800	
85-01-8	Phenanthrene		14000	E
120-12-7	Anthracene		2200	
206-44-0	Fluoranthene		21000	E
129-00-0	Pyrene		30000	E
56-55-3	Benzo(a)anthracene		11000	E
218-01-9	Chrysene		16000	E
205-99-2	Benzo(b)fluoranthene		23000	E
207-08-9	Benzo(k)fluoranthene		6700	E
50-32-8	Benzo(a)pyrene		10000	E
193-39-5	Indeno(1,2,3-cd)pyrene		4400	
53-70-3	Dibenzo(a,h)anthracene		1900	
191-24-2	Benzo(g,h,i)perylene		3100	

(1) Cannot be separated from Diphenylamine

PRELIMINARY

1D - FORM I SV-1  
SEMIVOLATILE ORGANICS ANALYSIS DATA SHEET

EPA SAMPLE NO.

E3N84

Lab Name: MITKEM LABORATORIES Contract: EP-W-05-030  
 Lab Code: MITKEM Case No.: 38701 Mod. Ref No.: 1760.0 SDG No.: E3N72  
 Matrix: (SOIL/SED/WATER) SOIL Lab Sample ID: H1565-12A  
 Sample wt/vol: 30.0 (g/mL) G Lab File ID: S2F9335.D  
 Level: (LOW/MED) LOW Extraction: (Type) SONC  
 % Moisture: 40 Decanted: (Y/N) N Date Received: 08/14/2009  
 Concentrated Extract Volume: 500 (uL) Date Extracted: 08/14/2009  
 Injection Volume: 2.0 (uL) GPC Factor: 2.00 Date Analyzed: 08/16/2009  
 GPC Cleanup: (Y/N) Y pH: 7.3 Dilution Factor: 1.0

CAS NO.	COMPOUND	CONCENTRATION UNITS: (ug/L or ug/Kg)	UG/KG	Q
91-20-3	Naphthalene		300	
91-57-6	2-Methylnaphthalene		440	
208-96-8	Acenaphthylene		440	
83-32-9	Acenaphthene		1100	

PRELIMINARY

1E - FORM I SV-2  
SEMIVOLATILE ORGANICS ANALYSIS DATA SHEET

EPA SAMPLE NO.

E3N84

Lab Name: MITKEM LABORATORIES Contract: EP-W-05-030  
 Lab Code: MITKEM Case No.: 38701 Mod. Ref No.: 1760.0 SDG No.: E3N72  
 Matrix: (SOIL/SED/WATER) SOIL Lab Sample ID: H1565-12A  
 Sample wt/vol: 30.0 (g/mL) G Lab File ID: S2F9335.D  
 Level: (LOW/MED) LOW Extraction: (Type) SONC  
 % Moisture: 40 Decanted: (Y/N) N Date Received: 08/14/2009  
 Concentrated Extract Volume: 500 (uL) Date Extracted: 08/14/2009  
 Injection Volume: 2.0 (uL) GPC Factor: 2.00 Date Analyzed: 08/16/2009  
 GPC Cleanup: (Y/N) Y pH: 7.3 Dilution Factor: 1.0

CAS NO.	COMPOUND	CONCENTRATION UNITS: <u>UG/KG</u> (ug/L or ug/Kg)	<u>Q</u>
86-73-7	Fluorene	1900	
85-01-8	Phenanthrene	14000	E
120-12-7	Anthracene	2000	
206-44-0	Fluoranthene	24000	E
129-00-0	Pyrene	26000	E
56-55-3	Benzo(a)anthracene	9700	E
218-01-9	Chrysene	15000	E
205-99-2	Benzo(b)fluoranthene	25000	E
207-08-9	Benzo(k)fluoranthene	4900	E
50-32-8	Benzo(a)pyrene	10000	E
193-39-5	Indeno(1,2,3-cd)pyrene	4200	
53-70-3	Dibenzo(a,h)anthracene	1800	
191-24-2	Benzo(g,h,i)perylene	3200	

(1) Cannot be separated from Diphenylamine

PRELIMINARY

1D - FORM I SV-1  
SEMIVOLATILE ORGANICS ANALYSIS DATA SHEET

EPA SAMPLE NO.

E3N89

Lab Name: MITKEM LABORATORIES Contract: EP-W-05-030  
 Lab Code: MITKEM Case No.: 38701 Mod. Ref No.: 1760.0 SDG No.: E3N72  
 Matrix: (SOIL/SED/WATER) SOIL Lab Sample ID: H1565-13A  
 Sample wt/vol: 30.0 (g/mL) G Lab File ID: S2F9336.D  
 Level: (LOW/MED) LOW Extraction: (Type) SONC  
 % Moisture: 16 Decanted: (Y/N) N Date Received: 08/14/2009  
 Concentrated Extract Volume: 500 (uL) Date Extracted: 08/14/2009  
 Injection Volume: 2.0 (uL) GPC Factor: 2.00 Date Analyzed: 08/16/2009  
 GPC Cleanup: (Y/N) Y pH: 7.9 Dilution Factor: 1.0

CAS NO.	COMPOUND	CONCENTRATION UNITS:		Q
		(ug/L or ug/Kg)	UG/KG	
91-20-3	Naphthalene		200	U
91-57-6	2-Methylnaphthalene		200	U
208-96-8	Acenaphthylene		200	U
83-32-9	Acenaphthene		42	J

PRELIMINARY

1E - FORM I SV-2  
SEMIVOLATILE ORGANICS ANALYSIS DATA SHEET

EPA SAMPLE NO.

E3N89

Lab Name: MITKEM LABORATORIES Contract: EP-W-05-030  
 Lab Code: MITKEM Case No.: 38701 Mod. Ref No.: 1760.0 SDG No.: E3N72  
 Matrix: (SOIL/SED/WATER) SOIL Lab Sample ID: H1565-13A  
 Sample wt/vol: 30.0 (g/mL) G Lab File ID: S2F9336.D  
 Level: (LOW/MED) LOW Extraction: (Type) SONC  
 % Moisture: 16 Decanted: (Y/N) N Date Received: 08/14/2009  
 Concentrated Extract Volume: 500 (uL) Date Extracted: 08/14/2009  
 Injection Volume: 2.0 (uL) GPC Factor: 2.00 Date Analyzed: 08/16/2009  
 GPC Cleanup: (Y/N) Y pH: 7.9 Dilution Factor: 1.0

CAS NO.	COMPOUND	CONCENTRATION UNITS:		Q
		(ug/L or ug/Kg)	UG/KG	
86-73-7	Fluorene		46	J
85-01-8	Phenanthrene		320	
120-12-7	Anthracene		110	J
206-44-0	Fluoranthene		520	
129-00-0	Pyrene		650	
56-55-3	Benzo(a)anthracene		240	
218-01-9	Chrysene		320	
205-99-2	Benzo(b)fluoranthene		410	
207-08-9	Benzo(k)fluoranthene		220	
50-32-8	Benzo(a)pyrene		300	
193-39-5	Indeno(1,2,3-cd)pyrene		310	
53-70-3	Dibenzo(a,h)anthracene		140	J
191-24-2	Benzo(g,h,i)perylene		300	

(1) Cannot be separated from Diphenylamine

PRELIMINARY

SOM01.2 (6/2007)

1F - FORM I SV-SIM  
SEMIVOLATILE SIM ORGANICS ANALYSIS DATA SHEET

EPA SAMPLE NO.

E3N72

Lab Name: MITKEM LABORATORIES Contract: EP-W-05-030  
 Lab Code: MITKEM Case No.: 38701 Mod. Ref No.: \_\_\_\_\_ SDG No.: E3N72  
 Matrix: (SOIL/SED/WATER) SOIL Lab Sample ID: H1565-01A  
 Sample wt/vol: 30.1 (g/mL) G Lab File ID: S5A5387.D  
 Extraction: (Type) SONC  
 % Moisture: 41 Decanted: (Y/N) N Date Received: 08/14/2009  
 Concentrated Extract Volume: 500 (uL) Date Extracted: 08/14/2009  
 Injection Volume: 2.0 (uL) GPC Factor: 2.00 Date Analyzed: 08/16/2009  
 GPC Cleanup: (Y/N) Y pH: 7.1 Dilution Factor: 8.0

CAS NO.	COMPOUND	CONCENTRATION UNITS:		Q
		(ug/L or ug/Kg)	UG/KG	
91-20-3	Naphthalene		340	
91-57-6	2-Methylnaphthalene		720	E
208-96-8	Acenaphthylene		160	
83-32-9	Acenaphthene		1200	E
86-73-7	Fluorene		2500	E
85-01-8	Phenanthrene		9300	E
120-12-7	Anthracene		4100	E
206-44-0	Fluoranthene		12000	E
129-00-0	Pyrene		9500	E
56-55-3	Benzo(a)anthracene		7700	E
218-01-9	Chrysene		7100	E
205-99-2	Benzo(b)fluoranthene		14000	E
207-08-9	Benzo(k)fluoranthene		7200	E
50-32-8	Benzo(a)pyrene		7800	E
193-39-5	Indeno(1,2,3-cd)pyrene		2100	E
53-70-3	Dibenzo(a,h)anthracene		740	E
191-24-2	Benzo(g,h,i)perylene		1700	E

PRELIMINARY

1F - FORM I SV-SIM  
SEMIVOLATILE SIM ORGANICS ANALYSIS DATA SHEET

EPA SAMPLE NO.

E3N72MS

Lab Name: MITKEM LABORATORIES Contract: EP-W-05-030  
 Lab Code: MITKEM Case No.: 38701 Mod. Ref No.:                      SDG No.: E3N72  
 Matrix: (SOIL/SED/WATER) SOIL Lab Sample ID: H1565-01AMS  
 Sample wt/vol: 30.2 (g/mL) G Lab File ID: S5A5417.D  
 Extraction: (Type) SONC  
 % Moisture: 41 Decanted: (Y/N) N Date Received: 08/14/2009  
 Concentrated Extract Volume: 500 (uL) Date Extracted: 08/14/2009  
 Injection Volume: 2.0 (uL) GPC Factor: 2.00 Date Analyzed: 08/17/2009  
 GPC Cleanup: (Y/N) Y pH: 7.1 Dilution Factor: 8.0

CAS NO.	COMPOUND	CONCENTRATION UNITS:		Q
		(ug/L or ug/Kg)	UG/KG	
91-20-3	Naphthalene		350	
91-57-6	2-Methylnaphthalene		710	E
208-96-8	Acenaphthylene		200	
83-32-9	Acenaphthene		1100	E
86-73-7	Fluorene		2300	E
85-01-8	Phenanthrene		9500	E
120-12-7	Anthracene		3900	E
206-44-0	Fluoranthene		13000	E
129-00-0	Pyrene		13000	E
56-55-3	Benzo(a)anthracene		11000	E
218-01-9	Chrysene		11000	E
205-99-2	Benzo(b)fluoranthene		12000	E
207-08-9	Benzo(k)fluoranthene		5900	E
50-32-8	Benzo(a)pyrene		7000	E
193-39-5	Indeno(1,2,3-cd)pyrene		2200	E
53-70-3	Dibenzo(a,h)anthracene		650	E
191-24-2	Benzo(g,h,i)perylene		1800	E

PRELIMINARY

1F - FORM I SV-SIM  
SEMIVOLATILE SIM ORGANICS ANALYSIS DATA SHEET

EPA SAMPLE NO.

E3N72MSD

Lab Name: MITKEM LABORATORIES Contract: EP-W-05-030  
 Lab Code: MITKEM Case No.: 38701 Mod. Ref No.: \_\_\_\_\_ SDG No.: E3N72  
 Matrix: (SOIL/SED/WATER) SOIL Lab Sample ID: H1565-01AMSD  
 Sample wt/vol: 30.2 (g/mL) G Lab File ID: S5A5418.D  
 Extraction: (Type) SONC  
 % Moisture: 41 Decanted: (Y/N) N Date Received: 08/14/2009  
 Concentrated Extract Volume: 500 (uL) Date Extracted: 08/14/2009  
 Injection Volume: 2.0 (uL) GPC Factor: 2.00 Date Analyzed: 08/17/2009  
 GPC Cleanup: (Y/N) Y pH: 7.1 Dilution Factor: 8.0

CAS NO.	COMPOUND	CONCENTRATION UNITS:		Q
		(ug/L or ug/Kg)	UG/KG	
91-20-3	Naphthalene		370	
91-57-6	2-Methylnaphthalene		750	E
208-96-8	Acenaphthylene		210	
83-32-9	Acenaphthene		1200	E
86-73-7	Fluorene		2400	E
85-01-8	Phenanthrene		9000	E
120-12-7	Anthracene		4100	E
206-44-0	Fluoranthene		12000	E
129-00-0	Pyrene		13000	E
56-55-3	Benzo(a)anthracene		11000	E
218-01-9	Chrysene		11000	E
205-99-2	Benzo(b)fluoranthene		14000	E
207-08-9	Benzo(k)fluoranthene		4300	E
50-32-8	Benzo(a)pyrene		7300	E
193-39-5	Indeno(1,2,3-cd)pyrene		2300	E
53-70-3	Dibenzo(a,h)anthracene		700	E
191-24-2	Benzo(g,h,i)perylene		1800	E

PRELIMINARY



1F - FORM I SV-SIM  
SEMIVOLATILE SIM ORGANICS ANALYSIS DATA SHEET

EPA SAMPLE NO.

E3N73

Lab Name: MITKEM LABORATORIES Contract: EP-W-05-030  
 Lab Code: MITKEM Case No.: 38701 Mod. Ref No.: \_\_\_\_\_ SDG No.: E3N72  
 Matrix: (SOIL/SED/WATER) SOIL Lab Sample ID: H1565-02A  
 Sample wt/vol: 30.4 (g/mL) G Lab File ID: S5A5388.D  
 Extraction: (Type) SONC  
 % Moisture: 41 Decanted: (Y/N) N Date Received: 08/14/2009  
 Concentrated Extract Volume: 500 (uL) Date Extracted: 08/14/2009  
 Injection Volume: 2.0 (uL) GPC Factor: 2.00 Date Analyzed: 08/16/2009  
 GPC Cleanup: (Y/N) Y pH: 7.3 Dilution Factor: 8.0

CAS NO.	COMPOUND	CONCENTRATION UNITS:		Q
		(ug/L or ug/Kg)	UG/KG	
91-20-3	Naphthalene		460	E
91-57-6	2-Methylnaphthalene		400	
208-96-8	Acenaphthylene		140	
83-32-9	Acenaphthene		860	E
86-73-7	Fluorene		1500	E
85-01-8	Phenanthrene		9300	E
120-12-7	Anthracene		2600	E
206-44-0	Fluoranthene		12000	E
129-00-0	Pyrene		8300	E
56-55-3	Benzo(a)anthracene		5300	E
218-01-9	Chrysene		5700	E
205-99-2	Benzo(b)fluoranthene		10000	E
207-08-9	Benzo(k)fluoranthene		3000	E
50-32-8	Benzo(a)pyrene		5000	E
193-39-5	Indeno(1,2,3-cd)pyrene		1600	E
53-70-3	Dibenzo(a,h)anthracene		550	E
191-24-2	Benzo(g,h,i)perylene		1400	E

PRELIMINARY

1F - FORM I SV-SIM  
SEMIVOLATILE SIM ORGANICS ANALYSIS DATA SHEET

EPA SAMPLE NO.

E3N75

Lab Name: MITKEM LABORATORIES Contract: EP-W-05-030  
 Lab Code: MITKEM Case No.: 38701 Mod. Ref No.: \_\_\_\_\_ SDG No.: E3N72  
 Matrix: (SOIL/SED/WATER) SOIL Lab Sample ID: H1565-03A  
 Sample wt/vol: 30.4 (g/mL) G Lab File ID: S5A5412.D  
 Extraction: (Type) SONC  
 % Moisture: 29 Decanted: (Y/N) N Date Received: 08/14/2009  
 Concentrated Extract Volume: 500 (uL) Date Extracted: 08/14/2009  
 Injection Volume: 2.0 (uL) GPC Factor: 2.00 Date Analyzed: 08/17/2009  
 GPC Cleanup: (Y/N) Y pH: 7.9 Dilution Factor: 1.0

CAS NO.	COMPOUND	CONCENTRATION UNITS:		Q
		(ug/L or ug/Kg)	UG/KG	
91-20-3	Naphthalene		5.1	
91-57-6	2-Methylnaphthalene		4.6	U
208-96-8	Acenaphthylene		4.6	U
83-32-9	Acenaphthene		4.6	U
86-73-7	Fluorene		4.6	U
85-01-8	Phenanthrene		17	
120-12-7	Anthracene		4.6	U
206-44-0	Fluoranthene		29	
129-00-0	Pyrene		28	
56-55-3	Benzo(a)anthracene		11	
218-01-9	Chrysene		14	
205-99-2	Benzo(b)fluoranthene		4.6	U
207-08-9	Benzo(k)fluoranthene		4.6	U
50-32-8	Benzo(a)pyrene		4.6	U
193-39-5	Indeno(1,2,3-cd)pyrene		4.6	U
53-70-3	Dibenzo(a,h)anthracene		4.6	U
191-24-2	Benzo(g,h,i)perylene		4.6	U

PRELIMINARY

1F - FORM I SV-SIM  
SEMIVOLATILE SIM ORGANICS ANALYSIS DATA SHEET

EPA SAMPLE NO.

E3N76

Lab Name: MITKEM LABORATORIES Contract: EP-W-05-030  
 Lab Code: MITKEM Case No.: 38701 Mod. Ref No.: \_\_\_\_\_ SDG No.: E3N72  
 Matrix: (SOIL/SED/WATER) WATER Lab Sample ID: H1565-04A  
 Sample wt/vol: 1000 (g/mL) ML Lab File ID: S5A5312.D  
 Extraction: (Type) CONT  
 % Moisture: \_\_\_\_\_ Decanted: (Y/N) \_\_\_\_\_ Date Received: 08/14/2009  
 Concentrated Extract Volume: 1000 (uL) Date Extracted: 08/14/2009  
 Injection Volume: 2.0 (uL) GPC Factor: 1.00 Date Analyzed: 08/15/2009  
 GPC Cleanup: (Y/N) N pH: \_\_\_\_\_ Dilution Factor: 1.0

CAS NO.	COMPOUND	CONCENTRATION UNITS:		Q
		(ug/L or ug/Kg)	UG/L	
91-20-3	Naphthalene		0.10	U
91-57-6	2-Methylnaphthalene		0.10	U
208-96-8	Acenaphthylene		0.10	U
83-32-9	Acenaphthene		0.10	U
86-73-7	Fluorene		0.10	U
85-01-8	Phenanthrene		0.25	
120-12-7	Anthracene		0.10	U
206-44-0	Fluoranthene		0.38	
129-00-0	Pyrene		0.36	
56-55-3	Benzo(a)anthracene		0.11	
218-01-9	Chrysene		0.15	
205-99-2	Benzo(b)fluoranthene		0.16	
207-08-9	Benzo(k)fluoranthene		0.10	U
50-32-8	Benzo(a)pyrene		0.30	
193-39-5	Indeno(1,2,3-cd)pyrene		0.10	U
53-70-3	Dibenzo(a,h)anthracene		0.10	U
191-24-2	Benzo(g,h,i)perylene		0.10	U

PRELIMINARY

1F - FORM I SV-SIM  
SEMIVOLATILE SIM ORGANICS ANALYSIS DATA SHEET

EPA SAMPLE NO.

E3N77

Lab Name: MITKEM LABORATORIES Contract: EP-W-05-030  
 Lab Code: MITKEM Case No.: 38701 Mod. Ref No.: \_\_\_\_\_ SDG No.: E3N72  
 Matrix: (SOIL/SED/WATER) WATER Lab Sample ID: H1565-05A  
 Sample wt/vol: 1000 (g/mL) ML Lab File ID: S5A5313.D  
 Extraction: (Type) CONT  
 % Moisture: \_\_\_\_\_ Decanted: (Y/N) \_\_\_\_\_ Date Received: 08/14/2009  
 Concentrated Extract Volume: 1000 (uL) Date Extracted: 08/14/2009  
 Injection Volume: 2.0 (uL) GPC Factor: 1.00 Date Analyzed: 08/15/2009  
 GPC Cleanup: (Y/N) N pH: \_\_\_\_\_ Dilution Factor: 1.0

CAS NO.	COMPOUND	CONCENTRATION UNITS:	
		(ug/L or ug/Kg)	UG/L
91-20-3	Naphthalene	0.10	U
91-57-6	2-Methylnaphthalene	0.10	U
208-96-8	Acenaphthylene	0.10	U
83-32-9	Acenaphthene	0.10	U
86-73-7	Fluorene	0.10	U
85-01-8	Phenanthrene	0.41	
120-12-7	Anthracene	0.10	U
206-44-0	Fluoranthene	0.62	
129-00-0	Pyrene	0.55	
56-55-3	Benzo(a)anthracene	0.20	
218-01-9	Chrysene	0.25	
205-99-2	Benzo(b)fluoranthene	0.28	
207-08-9	Benzo(k)fluoranthene	0.11	
50-32-8	Benzo(a)pyrene	0.37	
193-39-5	Indeno(1,2,3-cd)pyrene	0.10	
53-70-3	Dibenzo(a,h)anthracene	0.10	U
191-24-2	Benzo(g,h,i)perylene	0.10	U

PRELIMINARY

1F - FORM I SV-SIM  
SEMIVOLATILE SIM ORGANICS ANALYSIS DATA SHEET

EPA SAMPLE NO.

E3N78

Lab Name: MITKEM LABORATORIES Contract: EP-W-05-030  
 Lab Code: MITKEM Case No.: 38701 Mod. Ref No.: \_\_\_\_\_ SDG No.: E3N72  
 Matrix: (SOIL/SED/WATER) SOIL Lab Sample ID: H1565-06A  
 Sample wt/vol: 30.4 (g/mL) G Lab File ID: S5A5390.D  
 Extraction: (Type) SONC  
 % Moisture: 40 Decanted: (Y/N) N Date Received: 08/14/2009  
 Concentrated Extract Volume: 500 (uL) Date Extracted: 08/14/2009  
 Injection Volume: 2.0 (uL) GPC Factor: 2.00 Date Analyzed: 08/16/2009  
 GPC Cleanup: (Y/N) Y pH: 7.8 Dilution Factor: 8.0

CAS NO.	COMPOUND	CONCENTRATION UNITS:		Q
		(ug/L or ug/Kg)	UG/KG	
91-20-3	Naphthalene		640	E
91-57-6	2-Methylnaphthalene		740	E
208-96-8	Acenaphthylene		120	
83-32-9	Acenaphthene		860	E
86-73-7	Fluorene		1700	E
85-01-8	Phenanthrene		11000	E
120-12-7	Anthracene		3000	E
206-44-0	Fluoranthene		13000	E
129-00-0	Pyrene		11000	E
56-55-3	Benzo(a)anthracene		6500	E
218-01-9	Chrysene		8200	E
205-99-2	Benzo(b)fluoranthene		13000	E
207-08-9	Benzo(k)fluoranthene		4000	E
50-32-8	Benzo(a)pyrene		6100	E
193-39-5	Indeno(1,2,3-cd)pyrene		1800	E
53-70-3	Dibenzo(a,h)anthracene		640	E
191-24-2	Benzo(g,h,i)perylene		1500	E

PRELIMINARY

1F - FORM I SV-SIM  
SEMIVOLATILE SIM ORGANICS ANALYSIS DATA SHEET

EPA SAMPLE NO.

E3N79

Lab Name: MITKEM LABORATORIES Contract: EP-W-05-030  
 Lab Code: MITKEM Case No.: 38701 Mod. Ref No.: \_\_\_\_\_ SDG No.: E3N72  
 Matrix: (SOIL/SED/WATER) SOIL Lab Sample ID: H1565-07A  
 Sample wt/vol: 30.1 (g/mL) G Lab File ID: S5A5391.D  
 Extraction: (Type) SONC  
 % Moisture: 40 Decanted: (Y/N) N Date Received: 08/14/2009  
 Concentrated Extract Volume: 500 (uL) Date Extracted: 08/14/2009  
 Injection Volume: 2.0 (uL) GPC Factor: 2.00 Date Analyzed: 08/16/2009  
 GPC Cleanup: (Y/N) Y pH: 7.9 Dilution Factor: 8.0

CAS NO.	COMPOUND	CONCENTRATION UNITS:	
		(ug/L or ug/Kg)	UG/KG
91-20-3	Naphthalene	900	E
91-57-6	2-Methylnaphthalene	700	E
208-96-8	Acenaphthylene	140	
83-32-9	Acenaphthene	1100	E
86-73-7	Fluorene	2000	E
85-01-8	Phenanthrene	12000	E
120-12-7	Anthracene	3700	E
206-44-0	Fluoranthene	15000	E
129-00-0	Pyrene	8100	E
56-55-3	Benzo (a) anthracene	5700	E
218-01-9	Chrysene	5700	E
205-99-2	Benzo (b) fluoranthene	15000	E
207-08-9	Benzo (k) fluoranthene	4500	E
50-32-8	Benzo (a) pyrene	7000	E
193-39-5	Indeno (1, 2, 3-cd) pyrene	2200	E
53-70-3	Dibenzo (a, h) anthracene	770	E
191-24-2	Benzo (g, h, i) perylene	1800	E

PRELIMINARY

1F - FORM I SV-SIM  
SEMIVOLATILE SIM ORGANICS ANALYSIS DATA SHEET

EPA SAMPLE NO.

E3N80

Lab Name: MITKEM LABORATORIES Contract: EP-W-05-030  
 Lab Code: MITKEM Case No.: 38701 Mod. Ref No.: \_\_\_\_\_ SDG No.: E3N72  
 Matrix: (SOIL/SED/WATER) SOIL Lab Sample ID: H1565-08A  
 Sample wt/vol: 30.1 (g/mL) G Lab File ID: S5A5392.D  
 Extraction: (Type) SONC  
 % Moisture: 37 Decanted: (Y/N) N Date Received: 08/14/2009  
 Concentrated Extract Volume: 500 (uL) Date Extracted: 08/14/2009  
 Injection Volume: 2.0 (uL) GPC Factor: 2.00 Date Analyzed: 08/16/2009  
 GPC Cleanup: (Y/N) Y pH: 7.8 Dilution Factor: 8.0

CAS NO.	COMPOUND	CONCENTRATION UNITS:	
		(ug/L or ug/Kg)	UG/KG
91-20-3	Naphthalene	770	E
91-57-6	2-Methylnaphthalene	600	E
208-96-8	Acenaphthylene	130	
83-32-9	Acenaphthene	1300	E
86-73-7	Fluorene	2300	E
85-01-8	Phenanthrene	11000	E
120-12-7	Anthracene	4100	E
206-44-0	Fluoranthene	13000	E
129-00-0	Pyrene	7900	E
56-55-3	Benzo (a) anthracene	6100	E
218-01-9	Chrysene	6400	E
205-99-2	Benzo (b) fluoranthene	14000	E
207-08-9	Benzo (k) fluoranthene	5000	E
50-32-8	Benzo (a) pyrene	7000	E
193-39-5	Indeno (1, 2, 3-cd) pyrene	2000	E
53-70-3	Dibenzo (a, h) anthracene	770	E
191-24-2	Benzo (g, h, i) perylene	1600	E

PRELIMINARY

1F - FORM I SV-SIM  
SEMIVOLATILE SIM ORGANICS ANALYSIS DATA SHEET

EPA SAMPLE NO.

E3N81

Lab Name: MITKEM LABORATORIES Contract: EP-W-05-030  
 Lab Code: MITKEM Case No.: 38701 Mod. Ref No.: \_\_\_\_\_ SDG No.: E3N72  
 Matrix: (SOIL/SED/WATER) SOIL Lab Sample ID: H1565-09A  
 Sample wt/vol: 30.1 (g/mL) G Lab File ID: S5A5393.D  
 Extraction: (Type) SONC  
 % Moisture: 36 Decanted: (Y/N) N Date Received: 08/14/2009  
 Concentrated Extract Volume: 500 (uL) Date Extracted: 08/14/2009  
 Injection Volume: 2.0 (uL) GPC Factor: 2.00 Date Analyzed: 08/16/2009  
 GPC Cleanup: (Y/N) Y pH: 7.9 Dilution Factor: 8.0

CAS NO.	COMPOUND	CONCENTRATION UNITS:		Q
		(ug/L or ug/Kg)	UG/KG	
91-20-3	Naphthalene		1600	E
91-57-6	2-Methylnaphthalene		900	E
208-96-8	Acenaphthylene		130	
83-32-9	Acenaphthene		1600	E
86-73-7	Fluorene		2500	E
85-01-8	Phenanthrene		9400	E
120-12-7	Anthracene		3200	E
206-44-0	Fluoranthene		10000	E
129-00-0	Pyrene		8000	E
56-55-3	Benzo(a)anthracene		6400	E
218-01-9	Chrysene		6000	E
205-99-2	Benzo(b)fluoranthene		11000	E
207-08-9	Benzo(k)fluoranthene		4200	E
50-32-8	Benzo(a)pyrene		6000	E
193-39-5	Indeno(1,2,3-cd)pyrene		1600	E
53-70-3	Dibenzo(a,h)anthracene		590	E
191-24-2	Benzo(g,h,i)perylene		1200	E

PRELIMINARY



1F - FORM I SV-SIM  
SEMIVOLATILE SIM ORGANICS ANALYSIS DATA SHEET

EPA SAMPLE NO.

E3N82

Lab Name: MITKEM LABORATORIES Contract: EP-W-05-030  
 Lab Code: MITKEM Case No.: 38701 Mod. Ref No.: \_\_\_\_\_ SDG No.: E3N72  
 Matrix: (SOIL/SED/WATER) SOIL Lab Sample ID: H1565-10A  
 Sample wt/vol: 30.1 (g/mL) G Lab File ID: S5A5385.D  
 Extraction: (Type) SONC  
 % Moisture: 15 Decanted: (Y/N) N Date Received: 08/14/2009  
 Concentrated Extract Volume: 500 (uL) Date Extracted: 08/14/2009  
 Injection Volume: 2.0 (uL) GPC Factor: 2.00 Date Analyzed: 08/16/2009  
 GPC Cleanup: (Y/N) Y pH: 8.0 Dilution Factor: 1.0

CAS NO.	COMPOUND	CONCENTRATION UNITS:		Q
		(ug/L or ug/Kg)	UG/KG	
91-20-3	Naphthalene		24	
91-57-6	2-Methylnaphthalene		14	
208-96-8	Acenaphthylene		3.9	U
83-32-9	Acenaphthene		19	
86-73-7	Fluorene		29	
85-01-8	Phenanthrene		190	E
120-12-7	Anthracene		32	
206-44-0	Fluoranthene		190	E
129-00-0	Pyrene		140	E
56-55-3	Benzo(a)anthracene		49	E
218-01-9	Chrysene		58	E
205-99-2	Benzo(b)fluoranthene		39	
207-08-9	Benzo(k)fluoranthene		22	
50-32-8	Benzo(a)pyrene		28	
193-39-5	Indeno(1,2,3-cd)pyrene		6.4	
53-70-3	Dibenzo(a,h)anthracene		3.9	U
191-24-2	Benzo(g,h,i)perylene		7.0	

PRELIMINARY

1F - FORM I SV-SIM  
SEMIVOLATILE SIM ORGANICS ANALYSIS DATA SHEET

EPA SAMPLE NO.

E3N83

Lab Name: MITKEM LABORATORIES Contract: EP-W-05-030  
 Lab Code: MITKEM Case No.: 38701 Mod. Ref No.: \_\_\_\_\_ SDG No.: E3N72  
 Matrix: (SOIL/SED/WATER) SOIL Lab Sample ID: H1565-11A  
 Sample wt/vol: 30.1 (g/mL) G Lab File ID: S5A5394.D  
 Extraction: (Type) SONC  
 % Moisture: 41 Decanted: (Y/N) N Date Received: 08/14/2009  
 Concentrated Extract Volume: 500 (uL) Date Extracted: 08/14/2009  
 Injection Volume: 2.0 (uL) GPC Factor: 2.00 Date Analyzed: 08/16/2009  
 GPC Cleanup: (Y/N) Y pH: 7.5 Dilution Factor: 8.0

CAS NO.	COMPOUND	CONCENTRATION UNITS:		Q
		(ug/L or ug/Kg)	UG/KG	
91-20-3	Naphthalene		240	
91-57-6	2-Methylnaphthalene		390	
208-96-8	Acenaphthylene		210	
83-32-9	Acenaphthene		770	E
86-73-7	Fluorene		1600	E
85-01-8	Phenanthrene		7300	E
120-12-7	Anthracene		3000	E
206-44-0	Fluoranthene		9600	E
129-00-0	Pyrene		8200	E
56-55-3	Benzo (a) anthracene		5900	E
218-01-9	Chrysene		7100	E
205-99-2	Benzo (b) fluoranthene		13000	E
207-08-9	Benzo (k) fluoranthene		3900	E
50-32-8	Benzo (a) pyrene		5800	E
193-39-5	Indeno (1, 2, 3-cd) pyrene		1700	E
53-70-3	Dibenzo (a, h) anthracene		610	E
191-24-2	Benzo (g, h, i) perylene		1400	E

PRELIMINARY

1F - FORM I SV-SIM  
SEMIVOLATILE SIM ORGANICS ANALYSIS DATA SHEET

EPA SAMPLE NO.

E3N84

Lab Name: MITKEM LABORATORIES Contract: EP-W-05-030  
 Lab Code: MITKEM Case No.: 38701 Mod. Ref No.: \_\_\_\_\_ SDG No.: E3N72  
 Matrix: (SOIL/SED/WATER) SOIL Lab Sample ID: H1565-12A  
 Sample wt/vol: 30.0 (g/mL) G Lab File ID: S5A5395.D  
 Extraction: (Type) SONC  
 % Moisture: 40 Decanted: (Y/N) N Date Received: 08/14/2009  
 Concentrated Extract Volume: 500 (uL) Date Extracted: 08/14/2009  
 Injection Volume: 2.0 (uL) GPC Factor: 2.00 Date Analyzed: 08/17/2009  
 GPC Cleanup: (Y/N) Y pH: 7.3 Dilution Factor: 8.0

CAS NO.	COMPOUND	CONCENTRATION UNITS:		Q
		(ug/L or ug/Kg)	UG/KG	
91-20-3	Naphthalene		230	
91-57-6	2-Methylnaphthalene		360	
208-96-8	Acenaphthylene		220	
83-32-9	Acenaphthene		880	E
86-73-7	Fluorene		1700	E
85-01-8	Phenanthrene		6900	E
120-12-7	Anthracene		2600	E
206-44-0	Fluoranthene		8700	E
129-00-0	Pyrene		10000	E
56-55-3	Benzo (a) anthracene		6800	E
218-01-9	Chrysene		8000	E
205-99-2	Benzo (b) fluoranthene		12000	E
207-08-9	Benzo (k) fluoranthene		5300	E
50-32-8	Benzo (a) pyrene		6000	E
193-39-5	Indeno (1, 2, 3-cd) pyrene		1900	E
53-70-3	Dibenzo (a, h) anthracene		640	E
191-24-2	Benzo (g, h, i) perylene		1700	E

PRELIMINARY

1F - FORM I SV-SIM  
SEMIVOLATILE SIM ORGANICS ANALYSIS DATA SHEET

EPA SAMPLE NO.

E3N89

Lab Name: MITKEM LABORATORIES Contract: EP-W-05-030  
 Lab Code: MITKEM Case No.: 38701 Mod. Ref No.: \_\_\_\_\_ SDG No.: E3N72  
 Matrix: (SOIL/SED/WATER) SOIL Lab Sample ID: H1565-13A  
 Sample wt/vol: 30.0 (g/mL) G Lab File ID: S5A5386.D  
 Extraction: (Type) SONC  
 % Moisture: 16 Decanted: (Y/N) N Date Received: 08/14/2009  
 Concentrated Extract Volume: 500 (uL) Date Extracted: 08/14/2009  
 Injection Volume: 2.0 (uL) GPC Factor: 2.00 Date Analyzed: 08/16/2009  
 GPC Cleanup: (Y/N) Y pH: 7.9 Dilution Factor: 1.0

CAS NO.	COMPOUND	CONCENTRATION UNITS:		Q
		(ug/L or ug/Kg)	UG/KG	
91-20-3	Naphthalene		6.9	
91-57-6	2-Methylnaphthalene		11	
208-96-8	Acenaphthylene		4.6	
83-32-9	Acenaphthene		16	
86-73-7	Fluorene		34	
85-01-8	Phenanthrene		330	E
120-12-7	Anthracene		66	E
206-44-0	Fluoranthene		530	E
129-00-0	Pyrene		480	E
56-55-3	Benzo(a)anthracene		220	E
218-01-9	Chrysene		280	E
205-99-2	Benzo(b)fluoranthene		170	E
207-08-9	Benzo(k)fluoranthene		87	E
50-32-8	Benzo(a)pyrene		96	E
193-39-5	Indeno(1,2,3-cd)pyrene		25	
53-70-3	Dibenzo(a,h)anthracene		8.6	
191-24-2	Benzo(g,h,i)perylene		22	

PRELIMINARY

1H - FORM I ARO  
 AROCLOR ORGANICS ANALYSIS DATA SHEET

EPA SAMPLE NO.

E3N03

Lab Name: MITKEM LABORATORIES Contract: EP-W-05-030  
 Lab Code: MITKEM Case No.: 38701 Mod. Ref No.:                      SDG No.: E3ZW3  
 Matrix: (SOIL/SED/WATER) SOIL Lab Sample ID: H1533-07A  
 Sample wt/vol: 30.2 (g/mL) G Lab File ID: E5F0855F.D/E5F0855R.D  
 % Moisture: 28 Decanted: (Y/N) N Date Received: 08/13/2009  
 Extraction: (Type) SONC Date Extracted: 08/13/2009  
 Concentrated Extract Volume: 10000 (uL) Date Analyzed: 08/15/2009  
 Injection Volume: 1.0 (uL) GPC Factor: 1.00 Dilution Factor: 1.0  
 GPC Cleanup: (Y/N) N pH: 7.2 Sulfur Cleanup: (Y/N) Y  
 Acid Cleanup: (Y/N) Y

CAS NO.	COMPOUND	CONCENTRATION UNITS: <u>UG/KG</u>	
		(ug/L or ug/Kg)	<u>Q</u>
12674-11-2	Aroclor-1016	46	U
11104-28-2	Aroclor-1221	46	U
11141-16-5	Aroclor-1232	46	U
53469-21-9	Aroclor-1242	4000	E
12672-29-6	Aroclor-1248	4400	E
11097-69-1	Aroclor-1254	1500	E
11096-82-5	Aroclor-1260	370	
37324-23-5	Aroclor-1262	46	U
11100-14-4	Aroclor-1268	46	U

PRELIMINARY

1H - FORM I ARO  
 AROCLOR ORGANICS ANALYSIS DATA SHEET

EPA SAMPLE NO.

E3N04

Lab Name: MITKEM LABORATORIES Contract: EP-W-05-030  
 Lab Code: MITKEM Case No.: 38701 Mod. Ref No.:                      SDG No.: E3ZW3  
 Matrix: (SOIL/SED/WATER) SOIL Lab Sample ID: H1533-08A  
 Sample wt/vol: 30.1 (g/mL) G Lab File ID: E5F0856F.D/E5F0856R.D  
 % Moisture: 40 Decanted: (Y/N) N Date Received: 08/13/2009  
 Extraction: (Type) SONC Date Extracted: 08/13/2009  
 Concentrated Extract Volume: 10000 (uL) Date Analyzed: 08/15/2009  
 Injection Volume: 1.0 (uL) GPC Factor: 1.00 Dilution Factor: 1.0  
 GPC Cleanup: (Y/N) N - pH: 7.5 Sulfur Cleanup: (Y/N) Y  
 Acid Cleanup: (Y/N) Y

CAS NO.	COMPOUND	CONCENTRATION UNITS:	
		(ug/L or ug/Kg)	UG/KG
12674-11-2	Aroclor-1016	55	U
11104-28-2	Aroclor-1221	55	U
11141-16-5	Aroclor-1232	55	U
53469-21-9	Aroclor-1242	55	U
12672-29-6	Aroclor-1248	14000	E
11097-69-1	Aroclor-1254	5800	EP
11096-82-5	Aroclor-1260	1100	E
37324-23-5	Aroclor-1262	55	U
11100-14-4	Aroclor-1268	55	U

PRELIMINARY

1H - FORM I ARO  
 AROCLOR ORGANICS ANALYSIS DATA SHEET

EPA SAMPLE NO.

E3N05

Lab Name: MITKEM LABORATORIES Contract: EP-W-05-030  
 Lab Code: MITKEM Case No.: 38701 Mod. Ref No.:                      SDG No.: E3ZW3  
 Matrix: (SOIL/SED/WATER) SOIL Lab Sample ID: H1533-09A  
 Sample wt/vol: 30.0 (g/mL) G Lab File ID: E5F0858F.D/E5F0858R.D  
 % Moisture: 36 Decanted: (Y/N) N Date Received: 08/13/2009  
 Extraction: (Type) SONC Date Extracted: 08/13/2009  
 Concentrated Extract Volume: 10000 (uL) Date Analyzed: 08/15/2009  
 Injection Volume: 1.0 (uL) GPC Factor: 1.00 Dilution Factor: 1.0  
 GPC Cleanup: (Y/N) N pH: 7.7 Sulfur Cleanup: (Y/N) Y  
 Acid Cleanup: (Y/N) Y

CAS NO.	COMPOUND	CONCENTRATION UNITS:	
		UG/KG	Q
12674-11-2	Aroclor-1016	52	U
11104-28-2	Aroclor-1221	52	U
11141-16-5	Aroclor-1232	52	U
53469-21-9	Aroclor-1242	12000	E
12672-29-6	Aroclor-1248	12000	E
11097-69-1	Aroclor-1254	4600	E
11096-82-5	Aroclor-1260	990	E
37324-23-5	Aroclor-1262	52	U
11100-14-4	Aroclor-1268	52	U

PRELIMINARY

1H - FORM I ARO  
 AROCLOR ORGANICS ANALYSIS DATA SHEET

EPA SAMPLE NO.

E3N06

Lab Name: MITKEM LABORATORIES Contract: EP-W-05-030  
 Lab Code: MITKEM Case No.: 38701 Mod. Ref No.: \_\_\_\_\_ SDG No.: E3ZW3  
 Matrix: (SOIL/SED/WATER) SOIL Lab Sample ID: H1533-10A  
 Sample wt/vol: 30.0 (g/mL) G Lab File ID: E5F0859F.D/E5F0859R.D  
 % Moisture: 36 Decanted: (Y/N) N Date Received: 08/13/2009  
 Extraction: (Type) SONC Date Extracted: 08/13/2009  
 Concentrated Extract Volume: 10000 (uL) Date Analyzed: 08/15/2009  
 Injection Volume: 1.0 (uL) GPC Factor: 1.00 Dilution Factor: 1.0  
 GPC Cleanup: (Y/N) N pH: 7.0 Sulfur Cleanup: (Y/N) Y  
 Acid Cleanup: (Y/N) Y

CAS NO.	COMPOUND	CONCENTRATION UNITS: <u>UG/KG</u>	
		(ug/L or ug/Kg)	<u>Q</u>
12674-11-2	Aroclor-1016	52	U
11104-28-2	Aroclor-1221	52	U
11141-16-5	Aroclor-1232	52	U
53469-21-9	Aroclor-1242	4200	E
12672-29-6	Aroclor-1248	4600	E
11097-69-1	Aroclor-1254	1800	E
11096-82-5	Aroclor-1260	290	
37324-23-5	Aroclor-1262	52	U
11100-14-4	Aroclor-1268	52	U

**PRELIMINARY**



1H - FORM I ARO  
 AROCLOR ORGANICS ANALYSIS DATA SHEET

EPA SAMPLE NO.

E3N07

Lab Name: MITKEM LABORATORIES Contract: EP-W-05-030  
 Lab Code: MITKEM Case No.: 38701 Mod. Ref No.: SDG No.: E3ZW3  
 Matrix: (SOIL/SED/WATER) SOIL Lab Sample ID: H1533-11A  
 Sample wt/vol: 30.0 (g/mL) G Lab File ID: E5F0861F.D/E5F0861R.D  
 % Moisture: 51 Decanted: (Y/N) N Date Received: 08/13/2009  
 Extraction: (Type) SONC Date Extracted: 08/13/2009  
 Concentrated Extract Volume: 10000 (uL) Date Analyzed: 08/15/2009  
 Injection Volume: 1.0 (uL) GPC Factor: 1.00 Dilution Factor: 1.0  
 GPC Cleanup: (Y/N) N pH: 7.9 Sulfur Cleanup: (Y/N) Y  
 Acid Cleanup: (Y/N) Y

CAS NO.	COMPOUND	CONCENTRATION UNITS: <u>UG/KG</u>	
		(ug/L or ug/Kg)	Q
12674-11-2	Aroclor-1016	67	U
11104-28-2	Aroclor-1221	67	U
11141-16-5	Aroclor-1232	67	U
53469-21-9	Aroclor-1242	67	U
12672-29-6	Aroclor-1248	360	P
11097-69-1	Aroclor-1254	750	
11096-82-5	Aroclor-1260	180	
37324-23-5	Aroclor-1262	67	U
11100-14-4	Aroclor-1268	67	U

PRELIMINARY

1H - FORM I ARO  
 AROCLOR ORGANICS ANALYSIS DATA SHEET

EPA SAMPLE NO.

E3N08

Lab Name: MITKEM LABORATORIES Contract: EP-W-05-030  
 Lab Code: MITKEM Case No.: 38701 Mod. Ref No.:                      SDG No.: E3ZW3  
 Matrix: (SOIL/SED/WATER) SOIL Lab Sample ID: H1533-12A  
 Sample wt/vol: 30.2 (g/mL) G Lab File ID: E5F0862F.D/E5F0862R.D  
 % Moisture: 50 Decanted: (Y/N) N Date Received: 08/13/2009  
 Extraction: (Type) SONC Date Extracted: 08/13/2009  
 Concentrated Extract Volume: 10000 (uL) Date Analyzed: 08/15/2009  
 Injection Volume: 1.0 (uL) GPC Factor: 1.00 Dilution Factor: 1.0  
 GPC Cleanup: (Y/N) N pH: 8.0 Sulfur Cleanup: (Y/N) Y  
 Acid Cleanup: (Y/N) Y

CAS NO.	COMPOUND	CONCENTRATION UNITS: <u>UG/KG</u>	
		(ug/L or ug/Kg)	<u>Q</u>
12674-11-2	Aroclor-1016	66	U
11104-28-2	Aroclor-1221	66	U
11141-16-5	Aroclor-1232	66	U
53469-21-9	Aroclor-1242	66	U
12672-29-6	Aroclor-1248	510	P
11097-69-1	Aroclor-1254	1100	E
11096-82-5	Aroclor-1260	240	
37324-23-5	Aroclor-1262	66	U
11100-14-4	Aroclor-1268	66	U

PRELIMINARY

SOM01.2 (6/2007)

1H - FORM I ARO  
 AROCLOR ORGANICS ANALYSIS DATA SHEET

EPA SAMPLE NO.

E3N09

Lab Name: MITKEM LABORATORIES Contract: EP-W-05-030  
 Lab Code: MITKEM Case No.: 38701 Mod. Ref No.: \_\_\_\_\_ SDG No.: E3ZW3  
 Matrix: (SOIL/SED/WATER) SOIL Lab Sample ID: H1533-13A  
 Sample wt/vol: 30.1 (g/mL) G Lab File ID: E5F0863F.D/E5F0863R.D  
 % Moisture: 47 Decanted: (Y/N) N Date Received: 08/13/2009  
 Extraction: (Type) SONC Date Extracted: 08/13/2009  
 Concentrated Extract Volume: 10000 (uL) Date Analyzed: 08/15/2009  
 Injection Volume: 1.0 (uL) GPC Factor: 1.00 Dilution Factor: 1.0  
 GPC Cleanup: (Y/N) N pH: 8.0 Sulfur Cleanup: (Y/N) Y  
 Acid Cleanup: (Y/N) Y

CAS NO.	COMPOUND	CONCENTRATION UNITS: UG/KG	
		(ug/L or ug/Kg)	Q
12674-11-2	Aroclor-1016	62	U
11104-28-2	Aroclor-1221	62	U
11141-16-5	Aroclor-1232	62	U
53469-21-9	Aroclor-1242	62	U
12672-29-6	Aroclor-1248	62	U
11097-69-1	Aroclor-1254	790	E
11096-82-5	Aroclor-1260	160	P
37324-23-5	Aroclor-1262	62	U
11100-14-4	Aroclor-1268	62	U

**PRELIMINARY**

1H - FORM I ARO  
 AROCLOR ORGANICS ANALYSIS DATA SHEET

EPA SAMPLE NO.

E3N09MS (1)

Lab Name: MITKEM LABORATORIES Contract: EP-W-05-030  
 Lab Code: MITKEM Case No.: 38701 Mod. Ref No.:                      SDG No.: E3ZW3  
 Matrix: (SOIL/SED/WATER) SOIL Lab Sample ID: H1533-13AMS  
 Sample wt/vol: 30.2 (g/mL) G Lab File ID: E5F0865F.D  
 % Moisture: 47 Decanted: (Y/N) N Date Received: 08/13/2009  
 Extraction: (Type) SONC Date Extracted: 08/13/2009  
 Concentrated Extract Volume: 10000 (uL) Date Analyzed: 08/15/2009  
 Injection Volume: 1.0 (uL) GPC Factor: 1.00 Dilution Factor: 1.0  
 GPC Cleanup: (Y/N) N pH: 8.0 Sulfur Cleanup: (Y/N) Y  
 Acid Cleanup: (Y/N) Y

CAS NO.	COMPOUND	CONCENTRATION UNITS:	
		UG/KG (ug/L or ug/Kg)	Q
12674-11-2	Aroclor-1016	330	P
11104-28-2	Aroclor-1221	62	U
11141-16-5	Aroclor-1232	62	U
53469-21-9	Aroclor-1242	62	U
12672-29-6	Aroclor-1248	62	U
11097-69-1	Aroclor-1254	540	
11096-82-5	Aroclor-1260	270	
37324-23-5	Aroclor-1262	62	U
11100-14-4	Aroclor-1268	62	U

PRELIMINARY

1H - FORM I ARO  
 AROCLOR ORGANICS ANALYSIS DATA SHEET

EPA SAMPLE NO.

E3N09MS (2)

Lab Name: MITKEM LABORATORIES Contract: EP-W-05-030  
 Lab Code: MITKEM Case No.: 38701 Mod. Ref No.: \_\_\_\_\_ SDG No.: E3ZW3  
 Matrix: (SOIL/SED/WATER) SOIL Lab Sample ID: H1533-13AMS  
 Sample wt/vol: 30.2 (g/mL) G Lab File ID: E5F0865R.D  
 % Moisture: 47 Decanted: (Y/N) N Date Received: 08/13/2009  
 Extraction: (Type) SONC Date Extracted: 08/13/2009  
 Concentrated Extract Volume: 10000 (uL) Date Analyzed: 08/15/2009  
 Injection Volume: 1.0 (uL) GPC Factor: 1.00 Dilution Factor: 1.0  
 GPC Cleanup: (Y/N) N pH: 8.0 Sulfur Cleanup: (Y/N) Y  
 Acid Cleanup: (Y/N) Y

CAS NO.	COMPOUND	CONCENTRATION UNITS:		
		(ug/L or ug/Kg)	UG/KG	
12674-11-2	Aroclor-1016		260	P
11104-28-2	Aroclor-1221		62	U
11141-16-5	Aroclor-1232		62	U
53469-21-9	Aroclor-1242		62	U
12672-29-6	Aroclor-1248		62	U
11097-69-1	Aroclor-1254		540	
11096-82-5	Aroclor-1260		300	
37324-23-5	Aroclor-1262		62	U
11100-14-4	Aroclor-1268		62	U

**PRELIMINARY**

1H - FORM I ARO  
 AROCLOR ORGANICS ANALYSIS DATA SHEET

EPA SAMPLE NO.

E3N09MSD(1)

Lab Name: MITKEM LABORATORIES Contract: EP-W-05-030  
 Lab Code: MITKEM Case No.: 38701 Mod. Ref No.: SDG No.: E3ZW3  
 Matrix: (SOIL/SED/WATER) SOIL Lab Sample ID: H1533-13AMSD  
 Sample wt/vol: 30.3 (g/mL) G Lab File ID: E5F0866F.D  
 % Moisture: 47 Decanted: (Y/N) N Date Received: 08/13/2009  
 Extraction: (Type) SONC Date Extracted: 08/13/2009  
 Concentrated Extract Volume: 10000 (uL) Date Analyzed: 08/15/2009  
 Injection Volume: 1.0 (uL) GPC Factor: 1.00 Dilution Factor: 1.0  
 GPC Cleanup: (Y/N) N pH: 8.0 Sulfur Cleanup: (Y/N) Y  
 Acid Cleanup: (Y/N) Y

CAS NO.	COMPOUND	CONCENTRATION UNITS:	
		UG/KG	Q
12674-11-2	Aroclor-1016	310	
11104-28-2	Aroclor-1221	62	U
11141-16-5	Aroclor-1232	62	U
53469-21-9	Aroclor-1242	62	U
12672-29-6	Aroclor-1248	62	U
11097-69-1	Aroclor-1254	500	
11096-82-5	Aroclor-1260	270	P
37324-23-5	Aroclor-1262	62	U
11100-14-4	Aroclor-1268	62	U

PRELIMINARY

SOM01.2 (6/2007)

1H - FORM I ARO  
 AROCLOR ORGANICS ANALYSIS DATA SHEET

EPA SAMPLE NO.

E3N09MSD(2)

Lab Name: MITKEM LABORATORIES Contract: EP-W-05-030  
 Lab Code: MITKEM Case No.: 38701 Mod. Ref No.: \_\_\_\_\_ SDG No.: E3ZW3  
 Matrix: (SOIL/SED/WATER) SOIL Lab Sample ID: H1533-13AMSD  
 Sample wt/vol: 30.3 (g/mL) G Lab File ID: E5F0866R.D  
 % Moisture: 47 Decanted: (Y/N) N Date Received: 08/13/2009  
 Extraction: (Type) SONC Date Extracted: 08/13/2009  
 Concentrated Extract Volume: 10000 (uL) Date Analyzed: 08/15/2009  
 Injection Volume: 1.0 (uL) GPC Factor: 1.00 Dilution Factor: 1.0  
 GPC Cleanup: (Y/N) N pH: 8.0 Sulfur Cleanup: (Y/N) Y  
 Acid Cleanup: (Y/N) Y

CAS NO.	COMPOUND	CONCENTRATION UNITS:	
		(ug/L or ug/Kg)	UG/KG
12674-11-2	Aroclor-1016		250
11104-28-2	Aroclor-1221		62
11141-16-5	Aroclor-1232		62
53469-21-9	Aroclor-1242		62
12672-29-6	Aroclor-1248		62
11097-69-1	Aroclor-1254		620
11096-82-5	Aroclor-1260		410
37324-23-5	Aroclor-1262		62
11100-14-4	Aroclor-1268		62

PRELIMINARY

1H - FORM I ARO  
 AROCLOR ORGANICS ANALYSIS DATA SHEET

EPA SAMPLE NO.

E3N27

Lab Name: MITKEM LABORATORIES Contract: EP-W-05-030  
 Lab Code: MITKEM Case No.: 38701 Mod. Ref No.:                      SDG No.: E3ZW3  
 Matrix: (SOIL/SED/WATER) SOIL Lab Sample ID: H1533-14A  
 Sample wt/vol: 30.3 (g/mL) G Lab File ID: E5F0867F.D/E5F0867R.D  
 % Moisture: 33 Decanted: (Y/N) N Date Received: 08/13/2009  
 Extraction: (Type) SONC Date Extracted: 08/13/2009  
 Concentrated Extract Volume: 10000 (uL) Date Analyzed: 08/15/2009  
 Injection Volume: 1.0 (uL) GPC Factor: 1.00 Dilution Factor: 1.0  
 GPC Cleanup: (Y/N) N pH: 7.3 Sulfur Cleanup: (Y/N) Y  
 Acid Cleanup: (Y/N) Y

CAS NO.	COMPOUND	CONCENTRATION UNITS: <u>UG/KG</u>	
		(ug/L or ug/Kg)	<u>Q</u>
12674-11-2	Aroclor-1016	49	U
11104-28-2	Aroclor-1221	49	U
11141-16-5	Aroclor-1232	49	U
53469-21-9	Aroclor-1242	1900	E
12672-29-6	Aroclor-1248	2400	E
11097-69-1	Aroclor-1254	1300	E
11096-82-5	Aroclor-1260	300	
37324-23-5	Aroclor-1262	49	U
11100-14-4	Aroclor-1268	49	U

**PRELIMINARY**



1H - FORM I ARO  
 AROCLOR ORGANICS ANALYSIS DATA SHEET

EPA SAMPLE NO.

E3N28

Lab Name: MITKEM LABORATORIES Contract: EP-W-05-030  
 Lab Code: MITKEM Case No.: 38701 Mod. Ref No.:                      SDG No.: E3ZW3  
 Matrix: (SOIL/SED/WATER) SOIL Lab Sample ID: H1533-15A  
 Sample wt/vol: 30.4 (g/mL) G Lab File ID: E5F0869F.D/E5F0869R.D  
 % Moisture: 40 Decanted: (Y/N) N Date Received: 08/13/2009  
 Extraction: (Type) SONC Date Extracted: 08/13/2009  
 Concentrated Extract Volume: 10000 (uL) Date Analyzed: 08/15/2009  
 Injection Volume: 1.0 (uL) GPC Factor: 1.00 Dilution Factor: 1.0  
 GPC Cleanup: (Y/N) N pH: 7.5 Sulfur Cleanup: (Y/N) Y  
 Acid Cleanup: (Y/N) Y

CAS NO.	COMPOUND	CONCENTRATION UNITS: <u>UG/KG</u>	
		(ug/L or ug/Kg)	<u>Q</u>
12674-11-2	Aroclor-1016	54	U
11104-28-2	Aroclor-1221	54	U
11141-16-5	Aroclor-1232	54	U
53469-21-9	Aroclor-1242	2800	E
12672-29-6	Aroclor-1248	3900	E
11097-69-1	Aroclor-1254	2600	E
11096-82-5	Aroclor-1260	690	E
37324-23-5	Aroclor-1262	240	P
11100-14-4	Aroclor-1268	54	J

**PRELIMINARY**

1H - FORM I ARO  
 AROCLOR ORGANICS ANALYSIS DATA SHEET

EPA SAMPLE NO.

E3N29

Lab Name: MITKEM LABORATORIES Contract: EP-W-05-030  
 Lab Code: MITKEM Case No.: 38701 Mod. Ref No.:                      SDG No.: E3ZW3  
 Matrix: (SOIL/SED/WATER) SOIL Lab Sample ID: H1533-16A  
 Sample wt/vol: 30.5 (g/mL) G Lab File ID: E5F0870F.D/E5F0870R.D  
 % Moisture: 37 Decanted: (Y/N) N Date Received: 08/13/2009  
 Extraction: (Type) SONC Date Extracted: 08/13/2009  
 Concentrated Extract Volume: 10000 (uL) Date Analyzed: 08/15/2009  
 Injection Volume: 1.0 (uL) GPC Factor: 1.00 Dilution Factor: 1.0  
 GPC Cleanup: (Y/N) N pH: 7.5 Sulfur Cleanup: (Y/N) Y  
 Acid Cleanup: (Y/N) Y

CAS NO.	COMPOUND	CONCENTRATION UNITS: <u>UG/KG</u>	
		(ug/L or ug/Kg)	<u>Q</u>
12674-11-2	Aroclor-1016	52	U
11104-28-2	Aroclor-1221	52	U
11141-16-5	Aroclor-1232	52	
53469-21-9	Aroclor-1242	3400	E
12672-29-6	Aroclor-1248	4600	E
11097-69-1	Aroclor-1254	2900	E
11096-82-5	Aroclor-1260	780	E
37324-23-5	Aroclor-1262	52	U
11100-14-4	Aroclor-1268	52	U

PRELIMINARY

1H - FORM I ARO  
 AROCLOR ORGANICS ANALYSIS DATA SHEET

EPA SAMPLE NO.

E3N30

Lab Name: MITKEM LABORATORIES Contract: EP-W-05-030  
 Lab Code: MITKEM Case No.: 38701 Mod. Ref No.:                      SDG No.: E3ZW3  
 Matrix: (SOIL/SED/WATER) SOIL Lab Sample ID: H1533-17A  
 Sample wt/vol: 30.2 (g/mL) G Lab File ID: E5F0871F.D/E5F0871R.D  
 % Moisture: 40 Decanted: (Y/N) N Date Received: 08/13/2009  
 Extraction: (Type) SONC Date Extracted: 08/13/2009  
 Concentrated Extract Volume: 10000 (uL) Date Analyzed: 08/15/2009  
 Injection Volume: 1.0 (uL) GPC Factor: 1.00 Dilution Factor: 1.0  
 GPC Cleanup: (Y/N) N pH: 7.6 Sulfur Cleanup: (Y/N) Y  
 Acid Cleanup: (Y/N) Y

CAS NO.	COMPOUND	CONCENTRATION UNITS: <u>UG/KG</u>	
		(ug/L or ug/Kg)	<u>Q</u>
12674-11-2	Aroclor-1016	55	
11104-28-2	Aroclor-1221	55	U
11141-16-5	Aroclor-1232	55	U
53469-21-9	Aroclor-1242	55	U
12672-29-6	Aroclor-1248	410	P
11097-69-1	Aroclor-1254	880	E
11096-82-5	Aroclor-1260	240	
37324-23-5	Aroclor-1262	55	U
11100-14-4	Aroclor-1268	55	U

PRELIMINARY

1H - FORM I ARO  
 AROCLOR ORGANICS ANALYSIS DATA SHEET

EPA SAMPLE NO.

E3N31

Lab Name: MITKEM LABORATORIES Contract: EP-W-05-030  
 Lab Code: MITKEM Case No.: 38701 Mod. Ref No.: SDG No.: E3ZW3  
 Matrix: (SOIL/SED/WATER) SOIL Lab Sample ID: H1533-18A  
 Sample wt/vol: 30.3 (g/mL) G Lab File ID: E5F0873F.D/E5F0873R.D  
 % Moisture: 32 Decanted: (Y/N) N Date Received: 08/13/2009  
 Extraction: (Type) SONC Date Extracted: 08/13/2009  
 Concentrated Extract Volume: 10000 (uL) Date Analyzed: 08/15/2009  
 Injection Volume: 1.0 (uL) GPC Factor: 1.00 Dilution Factor: 1.0  
 GPC Cleanup: (Y/N) N pH: 7.8 Sulfur Cleanup: (Y/N) Y  
 Acid Cleanup: (Y/N) Y

CAS NO.	COMPOUND	CONCENTRATION UNITS: <u>UG/KG</u>	
		(ug/L or ug/Kg)	<u>Q</u>
12674-11-2	Aroclor-1016	48	U
11104-28-2	Aroclor-1221	48	U
11141-16-5	Aroclor-1232	48	U
53469-21-9	Aroclor-1242	48	U
12672-29-6	Aroclor-1248	33	PJ
11097-69-1	Aroclor-1254	120	
11096-82-5	Aroclor-1260	39	PJ
37324-23-5	Aroclor-1262	48	U
11100-14-4	Aroclor-1268	48	U

**PRELIMINARY**

SOM01.2 (6/2007)

1H - FORM I ARO  
 AROCLOR ORGANICS ANALYSIS DATA SHEET

EPA SAMPLE NO.

E3N32

Lab Name: MITKEM LABORATORIES Contract: EP-W-05-030  
 Lab Code: MITKEM Case No.: 38701 Mod. Ref No.:                      SDG No.: E3ZW3  
 Matrix: (SOIL/SED/WATER) SOIL Lab Sample ID: H1533-19A  
 Sample wt/vol: 30.1 (g/mL) G Lab File ID: E5F0874F.D/E5F0874R.D  
 % Moisture: 19 Decanted: (Y/N) N Date Received: 08/13/2009  
 Extraction: (Type) SONC Date Extracted: 08/13/2009  
 Concentrated Extract Volume: 10000 (uL) Date Analyzed: 08/15/2009  
 Injection Volume: 1.0 (uL) GPC Factor: 1.00 Dilution Factor: 1.0  
 GPC Cleanup: (Y/N) N pH: 7.1 Sulfur Cleanup: (Y/N) Y  
 Acid Cleanup: (Y/N) Y

CAS NO.	COMPOUND	CONCENTRATION UNITS: UG/KG	
		(ug/L or ug/Kg)	Q
12674-11-2	Aroclor-1016	41	U
11104-28-2	Aroclor-1221	41	U
11141-16-5	Aroclor-1232	41	
53469-21-9	Aroclor-1242	2000	E
12672-29-6	Aroclor-1248	1500	E
11097-69-1	Aroclor-1254	520	
11096-82-5	Aroclor-1260	180	
37324-23-5	Aroclor-1262	41	U
11100-14-4	Aroclor-1268	41	U

PRELIMINARY

SOM01.2 (6/2007)

1H - FORM I ARO  
 AROCLOR ORGANICS ANALYSIS DATA SHEET

EPA SAMPLE NO.

E3N33

Lab Name: MITKEM LABORATORIES Contract: EP-W-05-030  
 Lab Code: MITKEM Case No.: 38701 Mod. Ref No.: \_\_\_\_\_ SDG No.: E3ZW3  
 Matrix: (SOIL/SED/WATER) SOIL Lab Sample ID: H1533-20A  
 Sample wt/vol: 30.1 (g/mL) G Lab File ID: E5F0875F.D/E5F0875R.D  
 % Moisture: 15 Decanted: (Y/N) N Date Received: 08/13/2009  
 Extraction: (Type) SONC Date Extracted: 08/13/2009  
 Concentrated Extract Volume: 10000 (uL) Date Analyzed: 08/15/2009  
 Injection Volume: 1.0 (uL) GPC Factor: 1.00 Dilution Factor: 1.0  
 GPC Cleanup: (Y/N) N pH: 7.5 Sulfur Cleanup: (Y/N) Y  
 Acid Cleanup: (Y/N) Y

CAS NO.	COMPOUND	CONCENTRATION UNITS: <u>UG/KG</u>	
		(ug/L or ug/Kg)	<u>Q</u>
12674-11-2	Aroclor-1016	39	U
11104-28-2	Aroclor-1221	39	U
11141-16-5	Aroclor-1232	39	U
53469-21-9	Aroclor-1242	1100	E
12672-29-6	Aroclor-1248	1100	E
11097-69-1	Aroclor-1254	330	
11096-82-5	Aroclor-1260	100	
37324-23-5	Aroclor-1262	39	U
11100-14-4	Aroclor-1268	39	U

PRELIMINARY

1H - FORM I ARO  
 AROCLOR ORGANICS ANALYSIS DATA SHEET

EPA SAMPLE NO.

E3ZW3

Lab Name: MITKEM LABORATORIES Contract: EP-W-05-030  
 Lab Code: MITKEM Case No.: 38701 Mod. Ref No.: SDG No.: E3ZW3  
 Matrix: (SOIL/SED/WATER) SOIL Lab Sample ID: H1533-01A  
 Sample wt/vol: 30.2 (g/mL) G Lab File ID: E5F0756F.D/E5F0756R.D  
 % Moisture: 13 Decanted: (Y/N) N Date Received: 08/12/2009  
 Extraction: (Type) SONC Date Extracted: 08/12/2009  
 Concentrated Extract Volume: 10000 (uL) Date Analyzed: 08/14/2009  
 Injection Volume: 1.0 (uL) GPC Factor: 1.00 Dilution Factor: 1.0  
 GPC Cleanup: (Y/N) N pH: 7.7 Sulfur Cleanup: (Y/N) Y  
 Acid Cleanup: (Y/N) Y

CAS NO.	COMPOUND	CONCENTRATION UNITS: UG/KG	
		(ug/L or ug/Kg)	Q
12674-11-2	Aroclor-1016	38	U
11104-28-2	Aroclor-1221	38	U
11141-16-5	Aroclor-1232	38	U
53469-21-9	Aroclor-1242	38	U
12672-29-6	Aroclor-1248	38	U
11097-69-1	Aroclor-1254	38	U
11096-82-5	Aroclor-1260	38	U
37324-23-5	Aroclor-1262	38	U
11100-14-4	Aroclor-1268	38	U

**PRELIMINARY**

SOM01.2 (6/2007)

1H - FORM I ARO  
 AROCLOR ORGANICS ANALYSIS DATA SHEET

EPA SAMPLE NO.

E3ZX4

Lab Name: MITKEM LABORATORIES Contract: EP-W-05-030  
 Lab Code: MITKEM Case No.: 38701 Mod. Ref No.: SDG No.: E3ZW3  
 Matrix: (SOIL/SED/WATER) SOIL Lab Sample ID: H1533-02A  
 Sample wt/vol: 30.1 (g/mL) G Lab File ID: E5F0757F.D/E5F0757R.D  
 % Moisture: 42 Decanted: (Y/N) N Date Received: 08/12/2009  
 Extraction: (Type) SONC Date Extracted: 08/12/2009  
 Concentrated Extract Volume: 10000 (uL) Date Analyzed: 08/14/2009  
 Injection Volume: 1.0 (uL) GPC Factor: 1.00 Dilution Factor: 1.0  
 GPC Cleanup: (Y/N) N pH: 7.6 Sulfur Cleanup: (Y/N) Y  
 Acid Cleanup: (Y/N) Y

CAS NO.	COMPOUND	CONCENTRATION UNITS: UG/KG	
		(ug/L or ug/Kg)	Q
12674-11-2	Aroclor-1016	57	U
11104-28-2	Aroclor-1221	57	U
11141-16-5	Aroclor-1232	57	U
53469-21-9	Aroclor-1242	57	U
12672-29-6	Aroclor-1248	160	P
11097-69-1	Aroclor-1254	310	
11096-82-5	Aroclor-1260	71	P
37324-23-5	Aroclor-1262	57	U
11100-14-4	Aroclor-1268	57	U

PRELIMINARY



1H - FORM I ARO  
 AROCLOR ORGANICS ANALYSIS DATA SHEET

EPA SAMPLE NO.

E3ZX5

Lab Name: MITKEM LABORATORIES Contract: EP-W-05-030  
 Lab Code: MITKEM Case No.: 38701 Mod. Ref No.:                      SDG No.: E3ZW3  
 Matrix: (SOIL/SED/WATER) SOIL Lab Sample ID: H1533-03A  
 Sample wt/vol: 30.3 (g/mL) G Lab File ID: E5F0758F.D/E5F0758R.D  
 % Moisture: 40 Decanted: (Y/N) N Date Received: 08/12/2009  
 Extraction: (Type) SONC Date Extracted: 08/12/2009  
 Concentrated Extract Volume: 10000 (uL) Date Analyzed: 08/14/2009  
 Injection Volume: 1.0 (uL) GPC Factor: 1.00 Dilution Factor: 1.0  
 GPC Cleanup: (Y/N) N pH: 7.7 Sulfur Cleanup: (Y/N) Y  
 Acid Cleanup: (Y/N) Y

CAS NO.	COMPOUND	CONCENTRATION UNITS: <u>UG/KG</u>	
		(ug/L or ug/Kg)	<u>Q</u>
12674-11-2	Aroclor-1016	54	U
11104-28-2	Aroclor-1221	54	U
11141-16-5	Aroclor-1232	54	U
53469-21-9	Aroclor-1242	54	U
12672-29-6	Aroclor-1248	220	P
11097-69-1	Aroclor-1254	350	
11096-82-5	Aroclor-1260	90	
37324-23-5	Aroclor-1262	54	U
11100-14-4	Aroclor-1268	54	U

PRELIMINARY

SOM01.2 (6/2007)

1H - FORM I ARO  
 AROCLOR ORGANICS ANALYSIS DATA SHEET

EPA SAMPLE NO.

E3ZX6

Lab Name: MITKEM LABORATORIES Contract: EP-W-05-030  
 Lab Code: MITKEM Case No.: 38701 Mod. Ref No.: \_\_\_\_\_ SDG No.: E3ZW3  
 Matrix: (SOIL/SED/WATER) SOIL Lab Sample ID: H1533-04A  
 Sample wt/vol: 30.4 (g/mL) G Lab File ID: E5F0759F.D/E5F0759R.D  
 % Moisture: 45 Decanted: (Y/N) N Date Received: 08/12/2009  
 Extraction: (Type) SONC Date Extracted: 08/12/2009  
 Concentrated Extract Volume: 10000 (uL) Date Analyzed: 08/14/2009  
 Injection Volume: 1.0 (uL) GPC Factor: 1.00 Dilution Factor: 1.0  
 GPC Cleanup: (Y/N) N pH: 7.8 Sulfur Cleanup: (Y/N) Y  
 Acid Cleanup: (Y/N) Y

CAS NO.	COMPOUND	CONCENTRATION UNITS: UG/KG	
		(ug/L or ug/Kg)	Q
12674-11-2	Aroclor-1016	59	U
11104-28-2	Aroclor-1221	59	U
11141-16-5	Aroclor-1232	59	U
53469-21-9	Aroclor-1242	59	U
12672-29-6	Aroclor-1248	740	P
11097-69-1	Aroclor-1254	1300	E
11096-82-5	Aroclor-1260	400	
37324-23-5	Aroclor-1262	59	U
11100-14-4	Aroclor-1268	59	U

**PRELIMINARY**

SOM01.2 (6/2007)

1H - FORM I ARO  
 AROCLOR ORGANICS ANALYSIS DATA SHEET

EPA SAMPLE NO.

E3ZX7

Lab Name: MITKEM LABORATORIES Contract: EP-W-05-030  
 Lab Code: MITKEM Case No.: 38701 Mod. Ref No.: \_\_\_\_\_ SDG No.: E3ZW3  
 Matrix: (SOIL/SED/WATER) SOIL Lab Sample ID: H1533-05A  
 Sample wt/vol: 30.4 (g/mL) G Lab File ID: E5F0760F.D/E5F0760R.D  
 % Moisture: 40 Decanted: (Y/N) N Date Received: 08/12/2009  
 Extraction: (Type) SONC Date Extracted: 08/12/2009  
 Concentrated Extract Volume: 10000 (uL) Date Analyzed: 08/14/2009  
 Injection Volume: 1.0 (uL) GPC Factor: 1.00 Dilution Factor: 1.0  
 GPC Cleanup: (Y/N) N pH: 7.8 Sulfur Cleanup: (Y/N) Y  
 Acid Cleanup: (Y/N) Y

CAS NO.	COMPOUND	CONCENTRATION UNITS: <u>UG/KG</u>	
		(ug/L or ug/Kg)	<u>Q</u>
12674-11-2	Aroclor-1016	54	U
11104-28-2	Aroclor-1221	54	U
11141-16-5	Aroclor-1232	54	U
53469-21-9	Aroclor-1242	54	U
12672-29-6	Aroclor-1248	54	U
11097-69-1	Aroclor-1254	48	PJ
11096-82-5	Aroclor-1260	54	U
37324-23-5	Aroclor-1262	54	U
11100-14-4	Aroclor-1268	54	U

**PRELIMINARY**

1H - FORM I ARO  
 AROCLOR ORGANICS ANALYSIS DATA SHEET

EPA SAMPLE NO.

E3ZX8

Lab Name: MITKEM LABORATORIES Contract: EP-W-05-030  
 Lab Code: MITKEM Case No.: 38701 Mod. Ref No.:                      SDG No.: E3ZW3  
 Matrix: (SOIL/SED/WATER) SOIL Lab Sample ID: H1533-06A  
 Sample wt/vol: 30.1 (g/mL) G Lab File ID: E5F0761F.D/E5F0761R.D  
 % Moisture: 14 Decanted: (Y/N) N Date Received: 08/12/2009  
 Extraction: (Type) SONC Date Extracted: 08/12/2009  
 Concentrated Extract Volume: 10000 (uL) Date Analyzed: 08/14/2009  
 Injection Volume: 1.0 (uL) GPC Factor: 1.00 Dilution Factor: 1.0  
 GPC Cleanup: (Y/N) N pH: 7.9 Sulfur Cleanup: (Y/N) Y  
 Acid Cleanup: (Y/N) Y

CAS NO.	COMPOUND	CONCENTRATION UNITS: <u>UG/KG</u>	
		(ug/L or ug/Kg)	<u>Q</u>
12674-11-2	Aroclor-1016	38	U
11104-28-2	Aroclor-1221	38	U
11141-16-5	Aroclor-1232	38	U
53469-21-9	Aroclor-1242	38	U
12672-29-6	Aroclor-1248	38	U
11097-69-1	Aroclor-1254	38	U
11096-82-5	Aroclor-1260	38	U
37324-23-5	Aroclor-1262	38	U
11100-14-4	Aroclor-1268	38	U

**PRELIMINARY**

SOM01.2 (6/2007)

10C - FORM X ARO  
IDENTIFICATION SUMMARY  
FOR MULTICOMPONENT ANALYTES

EPA SAMPLE NO.

E3N03

Lab Name: MITKEM LABORATORIES Contract: EP-W-05-030  
 Lab Code: MITKEM Case No.: 38701 Mod. Ref No.: SDG No.: E3ZW3  
 Lab Sample ID: H1533-07A Date(s) Analyzed: 08/15/2009 08/15/2009  
 Instrument ID (1): E5 Instrument ID (2): E5  
 GC Column(1): CLPPest ID: 0.53 (mm) GC Column(2): CLPPestII ID: 0.53 (MM)

ANALYTE	PEAK	RT	RT WINDOW		CONCENTRATION		%D
			FROM	TO	PEAK	MEAN	
Aroclor-1242	1	4.107	4.034	4.174	3038.6757	3955.284012	
	2	4.239	4.163	4.303	2202.2067		
COLUMN 1	3	4.619	4.545	4.685	6624.9697		
	4						
	5						
COLUMN 2	1	4.585	4.513	4.653	3117.6511		
	2	4.724	4.651	4.791	2200.2742		
	3	5.207	5.134	5.274	6978.8408		
	4						
	5						
4098.922045	3.6						
Aroclor-1248	1	4.417	4.339	4.479	5089.8918	4565.896255	
	2	5.034	4.963	5.103	4113.1841		
COLUMN 1	3	5.256	5.184	5.324	4494.6129		
	4						
	5						
COLUMN 2	1	5.339	5.267	5.407	4406.6395		
	2	5.667	5.595	5.735	4612.4614		
	3	5.926	5.854	5.994	4239.8963		
	4						
	5						
4419.665729	3.3						
Aroclor-1254	1	5.668	5.594	5.734	1844.0435	1482.807800	
	2	6.183	6.097	6.237	1571.6479		
COLUMN 1	3	6.482	6.409	6.549	1032.7320		
	4						
	5						
COLUMN 2	1	5.868	5.795	5.935	2264.5773		
	2	6.398	6.325	6.465	1846.5780		
	3	7.178	7.106	7.246	1146.0554		
	4						
	5						
1752.403594	18.2						

**PRELIMINARY**

10C - FORM X ARO  
IDENTIFICATION SUMMARY  
FOR MULTICOMPONENT ANALYTES

EPA SAMPLE NO.

E3N03

Lab Name: MITKEM LABORATORIES Contract: EP-W-05-030  
 Lab Code: MITKEM Case No.: 38701 Mod. Ref No.: SDG No.: E3ZW3  
 Lab Sample ID: H1533-07A Date(s) Analyzed: 08/15/2009 08/15/2009  
 Instrument ID (1): E5 Instrument ID (2): E5  
 GC Column(1): CLPPest ID: 0.53 (mm) GC Column(2): CLPPestII ID: 0.53 (MM)

ANALYTE	PEAK	RT	RT WINDOW		CONCENTRATION		%D	
			FROM	TO	PEAK	MEAN		
Aroclor-1260	1	5.862	5.791	5.931	526.6120	387.843606		
	2	7.152	7.082	7.222	284.3883			
	3	7.412	7.345	7.485	352.5306			
COLUMN 1		4						
COLUMN 1		5						
COLUMN 2	1	6.825	6.754	6.894	548.5972	374.605883	3.5	
	2	7.740	7.670	7.810	261.3245			
	3	8.041	7.971	8.111	313.8959			
	COLUMN 2		4					
	COLUMN 2		5					

At least 3 peaks for each column are required for identification of multicomponent analytes

**PRELIMINARY**

10C - FORM X ARO  
IDENTIFICATION SUMMARY  
FOR MULTICOMPONENT ANALYTES

EPA SAMPLE NO.

E3N04

Lab Name: MITKEM LABORATORIES Contract: EP-W-05-030  
 Lab Code: MITKEM Case No.: 38701 Mod. Ref No.: SDG No.: E3ZW3  
 Lab Sample ID: H1533-08A Date(s) Analyzed: 08/15/2009 08/15/2009  
 Instrument ID (1): E5 Instrument ID (2): E5  
 GC Column(1): CLPPest ID: 0.53 (mm) GC Column(2): CLPPestII ID: 0.53 (MM)

ANALYTE	PEAK	RT	RT WINDOW		CONCENTRATION		%D
			FROM	TO	PEAK	MEAN	
Aroclor-1248	1	4.414	4.339	4.479	14128.5723	13987.402820	
	2	5.038	4.963	5.103	13005.8035		
	3	5.261	5.184	5.324	14827.8326		
	4						
	5						
COLUMN 1							
	1	5.341	5.267	5.407	16538.5173	15927.098580	13.9
	2	5.670	5.595	5.735	16180.1867		
	3	5.927	5.854	5.994	15062.5917		
	4						
5							
COLUMN 2							
	1	5.671	5.594	5.734	5953.3046	7494.176910	
	2	6.208	6.097	6.237	13498.7824		
	3	6.486	6.409	6.549	3030.4437		
	4						
5							
Aroclor-1254							
	1	5.872	5.795	5.935	6908.9377	5836.735124	28.4
	2	6.401	6.325	6.465	6772.4982		
	3	7.181	7.106	7.246	3828.7694		
	4						
5							
COLUMN 2							
	1	5.866	5.791	5.931	1643.1764	1097.482058	
	2	7.160	7.082	7.222	715.3951		
	3	7.419	7.345	7.485	933.8747		
	4						
5							
Aroclor-1260							
	1	6.828	6.754	6.894	1681.3141	1100.368480	0.3
	2	7.745	7.670	7.810	693.8339		
	3	8.046	7.971	8.111	925.9575		
	4						
5							

At least 3 peaks for each column are required for identification of multicomponent analytes

**PRELIMINARY**

10C - FORM X ARO  
IDENTIFICATION SUMMARY  
FOR MULTICOMPONENT ANALYTES

EPA SAMPLE NO.

E3N05

Lab Name: MITKEM LABORATORIES Contract: EP-W-05-030  
 Lab Code: MITKEM Case No.: 38701 Mod. Ref No.: SDG No.: E3ZW3  
 Lab Sample ID: H1533-09A Date(s) Analyzed: 08/15/2009 08/15/2009  
 Instrument ID (1): E5 Instrument ID (2): E5  
 GC Column(1): CLPPest ID: 0.53 (mm) GC Column(2): CLPPestII ID: 0.53 (MM)

ANALYTE	PEAK	RT	RT WINDOW		CONCENTRATION		%D
			FROM	TO	PEAK	MEAN	
Aroclor-1242	1	4.107	4.034	4.174	9248.2571	12219.683737	
	2	4.240	4.163	4.303	7773.0969		
	3	4.619	4.545	4.685	19637.6972		
	4						
	5						
COLUMN 1	1	4.586	4.513	4.653	10938.1083	14950.265549	22.3
	2	4.724	4.651	4.791	9166.0917		
	3	5.206	5.134	5.274	24746.5967		
	4						
	5						
COLUMN 2	1	4.415	4.339	4.479	12948.0055	12110.414992	
	2	5.035	4.963	5.103	11221.5156		
	3	5.258	5.184	5.324	12161.7239		
	4						
	5						
Aroclor-1248	1	5.339	5.267	5.407	14795.2178	13853.475139	14.4
	2	5.668	5.595	5.735	14033.8971		
	3	5.926	5.854	5.994	12731.3105		
	4						
	5						
COLUMN 2	1	5.667	5.594	5.734	4982.1388	5660.944644	
	2	6.205	6.097	6.237	9774.7524		
	3	6.483	6.409	6.549	2225.9428		
	4						
	5						
Aroclor-1254	1	5.871	5.795	5.935	5288.4188	4568.875517	23.9
	2	6.398	6.325	6.465	5629.7362		
	3	7.178	7.106	7.246	2788.4716		
	4						
	5						
COLUMN 2	1						
	2						
	3						
	4						
	5						

**PRELIMINARY**



10C - FORM X ARO  
IDENTIFICATION SUMMARY  
FOR MULTICOMPONENT ANALYTES

EPA SAMPLE NO.

E3N05

Lab Name: MITKEM LABORATORIES Contract: EP-W-05-030  
 Lab Code: MITKEM Case No.: 38701 Mod. Ref No.: SDG No.: E3ZW3  
 Lab Sample ID: H1533-09A Date(s) Analyzed: 08/15/2009 08/15/2009  
 Instrument ID (1): E5 Instrument ID (2): E5  
 GC Column(1): CLPPest ID: 0.53 (mm) GC Column(2): CLPPestII ID: 0.53 (MM)

ANALYTE	PEAK	RT	RT WINDOW		CONCENTRATION		%D	
			FROM	TO	PEAK	MEAN		
Aroclor-1260	1	5.862	5.791	5.931	1350.8529	1005.436076		
	2	7.155	7.082	7.222	751.6428			
	3	7.413	7.345	7.485	913.8125			
COLUMN 1		4						
COLUMN 1		5						
COLUMN 2	1	6.825	6.754	6.894	1353.8981	988.737081	1.7	
	2	7.741	7.670	7.810	727.4253			
	3	8.041	7.971	8.111	884.8879			
	COLUMN 2		4					
	COLUMN 2		5					

At least 3 peaks for each column are required for identification of multicomponent analytes

**PRELIMINARY**

10C - FORM X ARO  
IDENTIFICATION SUMMARY  
FOR MULTICOMPONENT ANALYTES

EPA SAMPLE NO.

E3N06

Lab Name: MITKEM LABORATORIES Contract: EP-W-05-030  
 Lab Code: MITKEM Case No.: 38701 Mod. Ref No.: SDG No.: E3ZW3  
 Lab Sample ID: H1533-10A Date(s) Analyzed: 08/15/2009 08/15/2009  
 Instrument ID (1): E5 Instrument ID (2): E5  
 GC Column(1): CLPPest ID: 0.53 (mm) GC Column(2): CLPPestII ID: 0.53 (MM)

ANALYTE	PEAK	RT	RT WINDOW		CONCENTRATION		%D	
			FROM	TO	PEAK	MEAN		
Aroclor-1242	1	4.107	4.034	4.174	3144.4820	4174.985032		
	2	4.238	4.163	4.303	2312.4413			
COLUMN 1	3	4.618	4.545	4.685	7068.0317			
	4							
	5							
COLUMN 2	1	4.585	4.513	4.653	3154.5736			
	2	4.723	4.651	4.791	2225.7242			
	3	5.207	5.134	5.274	7298.6376			
	4							
	5							
Aroclor-1248	1	4.412	4.339	4.479	4378.3332	4555.664637		
COLUMN 1	2	5.034	4.963	5.103	4478.0416			
	3	5.255	5.184	5.324	4810.6191			
COLUMN 2	4							
	5							
	1	5.340	5.267	5.407	4608.3586			
	2	5.667	5.595	5.735	4956.7889			
	3	5.926	5.854	5.994	4523.5897			
COLUMN 2	4							
	5							
	1	5.666	5.594	5.734	1935.7214	1786.785070		
	COLUMN 1	2	6.187	6.097	6.237			2500.0599
		3	6.482	6.409	6.549			924.5739
COLUMN 2	4							
	5							
	1	5.870	5.795	5.935	1720.9945			
	2	6.399	6.325	6.465	1818.9583			
	3	7.177	7.106	7.246	1755.5737			
COLUMN 2	4							
	5							
						1765.175522	1.2	

**PRELIMINARY**

10C - FORM X ARO  
 IDENTIFICATION SUMMARY  
 FOR MULTICOMPONENT ANALYTES

EPA SAMPLE NO.

E3N06

Lab Name: MITKEM LABORATORIES Contract: EP-W-05-030  
 Lab Code: MITKEM Case No.: 38701 Mod. Ref No.: SDG No.: E3ZW3  
 Lab Sample ID: H1533-10A Date(s) Analyzed: 08/15/2009 08/15/2009  
 Instrument ID (1): E5 Instrument ID (2): E5  
 GC Column(1): CLPPest ID: 0.53 (mm) GC Column(2): CLPPestII ID: 0.53 (MM)

ANALYTE	PEAK	RT	RT WINDOW		CONCENTRATION		%D
			FROM	TO	PEAK	MEAN	
Aroclor-1260	1	5.862	5.791	5.931	444.7216	294.716168	
	2	7.152	7.082	7.222	189.5691		
	3	7.411	7.345	7.485	249.8578		
4							
5							
COLUMN 1							
	1	6.824	6.754	6.894	455.4753	291.796975	1.0
	2	7.739	7.670	7.810	173.7285		
	3	8.040	7.971	8.111	246.1871		
	4						
5							
COLUMN 2							

At least 3 peaks for each column are required for identification of multicomponent analytes

PRELIMINARY

10C - FORM X ARO  
IDENTIFICATION SUMMARY  
FOR MULTICOMPONENT ANALYTES

EPA SAMPLE NO.

E3N07

Lab Name: MITKEM LABORATORIES Contract: EP-W-05-030  
 Lab Code: MITKEM Case No.: 38701 Mod. Ref No.: SDG No.: E3ZW3  
 Lab Sample ID: H1533-11A Date(s) Analyzed: 08/15/2009 08/15/2009  
 Instrument ID (1): E5 Instrument ID (2): E5  
 GC Column(1): CLPPest ID: 0.53 (mm) GC Column(2): CLPPestII ID: 0.53 (MM)

ANALYTE	PEAK	RT	RT WINDOW		CONCENTRATION		%D
			FROM	TO	PEAK	MEAN	
Aroclor-1248	1	4.418	4.339	4.479	1319.7804	961.026082	
	2	5.032	4.963	5.103	471.7103		
	3	5.247	5.184	5.324	1091.5876		
	4						
	5						
COLUMN 1	1	5.339	5.267	5.407	134.1860	357.703046	168.7
	2	5.662	5.595	5.735	540.3922		
	3	5.936	5.854	5.994	398.5310		
	4						
	5						
COLUMN 2	1	5.664	5.594	5.734	711.9368	750.163705	
	2	6.169	6.097	6.237	751.2178		
	3	6.481	6.409	6.549	787.3365		
	4						
	5						
Aroclor-1254	1	5.866	5.795	5.935	919.3298	769.033056	2.5
	2	6.397	6.325	6.465	578.5173		
	3	7.179	7.106	7.246	809.2520		
	4						
	5						
COLUMN 2	1	5.860	5.791	5.931	279.6295	178.812400	
	2	7.152	7.082	7.222	111.4531		
	3	7.411	7.345	7.485	145.3546		
	4						
	5						
Aroclor-1260	1	6.823	6.754	6.894	324.1983	195.851973	9.5
	2	7.741	7.670	7.810	99.2782		
	3	8.039	7.971	8.111	164.0794		
	4						
	5						

At least 3 peaks for each column are required for identification of multicomponent analytes

**PRELIMINARY**

10C - FORM X ARO  
IDENTIFICATION SUMMARY  
FOR MULTICOMPONENT ANALYTES

EPA SAMPLE NO.

E3N08

Lab Name: MITKEM LABORATORIES Contract: EP-W-05-030  
 Lab Code: MITKEM Case No.: 38701 Mod. Ref No.: SDG No.: E3ZW3  
 Lab Sample ID: H1533-12A Date(s) Analyzed: 08/15/2009 08/15/2009  
 Instrument ID (1): E5 Instrument ID (2): E5  
 GC Column(1): CLPPest ID: 0.53 (mm) GC Column(2): CLPPestII ID: 0.53 (MM)

ANALYTE	PEAK	RT	RT WINDOW		CONCENTRATION		%D
			FROM	TO	PEAK	MEAN	
Aroclor-1248	1	4.407	4.339	4.479	602.6835	967.265668	
	2	5.032	4.963	5.103	702.7314		
	3	5.249	5.184	5.324	1596.3821		
	4						
	5						
COLUMN 1	1	5.338	5.267	5.407	180.7946	506.257146	91.1
	2	5.662	5.595	5.735	746.2077		
	3	5.938	5.854	5.994	591.7692		
	4						
	5						
COLUMN 2	1	5.664	5.594	5.734	1054.8882	1131.575783	
	2	6.172	6.097	6.237	1165.5468		
	3	6.481	6.409	6.549	1174.2924		
	4						
	5						
Aroclor-1254	1	5.869	5.795	5.935	1010.1576	1148.399746	1.5
	2	6.396	6.325	6.465	919.0396		
	3	7.179	7.106	7.246	1516.0020		
	4						
	5						
COLUMN 2	1	5.860	5.791	5.931	418.0191	243.472430	
	2	7.154	7.082	7.222	131.0824		
	3	7.414	7.345	7.485	181.3158		
	4						
	5						
Aroclor-1260	1	6.823	6.754	6.894	493.3308	288.651677	18.6
	2	7.758	7.670	7.810	153.9646		
	3	8.040	7.971	8.111	218.6597		
	4						
	5						
COLUMN 2	1						
	2						
	3						
	4						
	5						

At least 3 peaks for each column are required for identification of multicomponent analytes

**PRELIMINARY**

10C - FORM X ARO  
IDENTIFICATION SUMMARY  
FOR MULTICOMPONENT ANALYTES

EPA SAMPLE NO.

E3N09

Lab Name: MITKEM LABORATORIES Contract: EP-W-05-030  
 Lab Code: MITKEM Case No.: 38701 Mod. Ref No.: SDG No.: E3ZW3  
 Lab Sample ID: H1533-13A Date(s) Analyzed: 08/15/2009 08/15/2009  
 Instrument ID (1): E5 Instrument ID (2): E5  
 GC Column(1): CLPPest ID: 0.53 (mm) GC Column(2): CLPPestII ID: 0.53 (MM)

ANALYTE	PEAK	RT	RT WINDOW		CONCENTRATION		%D
			FROM	TO	PEAK	MEAN	
Aroclor-1254	1	5.646	5.594	5.734	264.6641	887.413662	
	2	6.202	6.097	6.237	1007.1899		
COLUMN 1	3	6.511	6.409	6.549	1390.3870		
	4						
	5						
COLUMN 2	1	5.863	5.795	5.935	614.1734		
	2	6.392	6.325	6.465	237.7950		
	3	7.176	7.106	7.246	1510.6007		
	4						
	5						
Aroclor-1260	1	5.861	5.791	5.931	46.0170	158.394458	
	2	7.154	7.082	7.222	116.4161		
COLUMN 1	3	7.445	7.345	7.485	312.7503		
	4						
	5						
COLUMN 2	1	6.823	6.754	6.894	86.8696		
	2	7.759	7.670	7.810	218.7645		
	3	8.035	7.971	8.111	300.8049		
	4						
	5						
					202.146354	27.6	

At least 3 peaks for each column are required for identification of multicomponent analytes

**PRELIMINARY**

10C - FORM X ARO  
IDENTIFICATION SUMMARY  
FOR MULTICOMPONENT ANALYTES

EPA SAMPLE NO.

E3N09MS

Lab Name: MITKEM LABORATORIES Contract: EP-W-05-030  
 Lab Code: MITKEM Case No.: 38701 Mod. Ref No.: SDG No.: E3ZW3  
 Lab Sample ID: H1533-13AMS Date(s) Analyzed: 08/15/2009 08/15/2009  
 Instrument ID (1): E5 Instrument ID (2): E5  
 GC Column(1): CLPPest ID: 0.53 (mm) GC Column(2): CLPPestII ID: 0.53 (MM)

ANALYTE	PEAK	RT	RT WINDOW		CONCENTRATION		%D
			FROM	TO	PEAK	MEAN	
Aroclor-1016	1	3.869	3.798	3.938	196.0835	325.802729	
	2	4.704	4.631	4.771	388.1294		
	3	4.985	4.917	5.057	393.1953		
	4						
	5						
COLUMN 1							
	1	4.145	4.076	4.216	196.8741	259.153996	25.7
	2	4.920	4.851	4.991	362.8492		
	3	4.967	4.898	5.038	217.7387		
	4						
5							
COLUMN 2							
	1	5.655	5.594	5.734	354.8267	535.855267	
	2	6.169	6.097	6.237	650.0738		
	3	6.482	6.409	6.549	602.6653		
	4						
5							
Aroclor-1254							
	1	5.868	5.795	5.935	345.5809	540.906916	0.9
	2	6.393	6.325	6.465	369.6249		
	3	7.180	7.106	7.246	907.5150		
	4						
5							
COLUMN 2							
	1	5.859	5.791	5.931	268.7101	269.806500	
	2	7.152	7.082	7.222	266.5039		
	3	7.411	7.345	7.485	274.2055		
	4						
5							
Aroclor-1260							
	1	6.822	6.754	6.894	300.1312	302.744691	12.2
	2	7.742	7.670	7.810	251.8387		
	3	8.037	7.971	8.111	356.2642		
	4						
5							
COLUMN 2							

At least 3 peaks for each column are required for identification of multicomponent analytes

**PRELIMINARY**

10C - FORM X ARO  
IDENTIFICATION SUMMARY  
FOR MULTICOMPONENT ANALYTES

EPA SAMPLE NO.

E3N09MSD

Lab Name: MITKEM LABORATORIES Contract: EP-W-05-030  
 Lab Code: MITKEM Case No.: 38701 Mod. Ref No.: SDG No.: E3ZW3  
 Lab Sample ID: H1533-13AMSD Date(s) Analyzed: 08/15/2009 08/15/2009  
 Instrument ID (1): E5 Instrument ID (2): E5  
 GC Column(1): CLPPest ID: 0.53 (mm) GC Column(2): CLPPestII ID: 0.53 (MM)

ANALYTE	PEAK	RT	RT WINDOW		CONCENTRATION		%D
			FROM	TO	PEAK	MEAN	
Aroclor-1016	1	3.873	3.798	3.938	213.0879	308.210140	
	2	4.713	4.631	4.771	400.4960		
	3	4.989	4.917	5.057	311.0465		
	4						
	5						
COLUMN 1							
	1	4.148	4.076	4.216	208.1459	254.671924	21.0
	2	4.924	4.851	4.991	323.9123		
	3	4.971	4.898	5.038	231.9576		
	4						
5							
COLUMN 2							
	1	5.649	5.594	5.734	356.5324	496.808588	
	2	6.176	6.097	6.237	572.0003		
	3	6.493	6.409	6.549	561.8931		
	4						
5							
Aroclor-1254							
	1	5.868	5.795	5.935	766.9299	619.711968	24.7
	2	6.398	6.325	6.465	384.4189		
	3	7.188	7.106	7.246	707.7871		
	4						
5							
COLUMN 2							
	1	5.865	5.791	5.931	254.6714	265.615746	
	2	7.158	7.082	7.222	264.6738		
	3	7.421	7.345	7.485	277.5021		
	4						
5							
Aroclor-1260							
	1	6.828	6.754	6.894	295.2100	414.481546	56.0
	2	7.763	7.670	7.810	491.8295		
	3	8.043	7.971	8.111	456.4051		
	4						
5							

At least 3 peaks for each column are required for identification of multicomponent analytes

**PRELIMINARY**



10C - FORM X ARO  
IDENTIFICATION SUMMARY  
FOR MULTICOMPONENT ANALYTES

EPA SAMPLE NO.

E3N27

Lab Name: MITKEM LABORATORIES Contract: EP-W-05-030  
 Lab Code: MITKEM Case No.: 38701 Mod. Ref No.: SDG No.: E3ZW3  
 Lab Sample ID: H1533-14A Date(s) Analyzed: 08/15/2009 08/15/2009  
 Instrument ID (1): E5 Instrument ID (2): E5  
 GC Column(1): CLPPest ID: 0.53 (mm) GC Column(2): CLPPestII ID: 0.53 (MM)

ANALYTE	PEAK	RT	RT WINDOW		CONCENTRATION		%D
			FROM	TO	PEAK	MEAN	
Aroclor-1242	1	4.107	4.034	4.174	1673.2015	2122.798631	
	2	4.236	4.163	4.303	1153.3847		
	3	4.617	4.545	4.685	3541.8098		
	4						
	5						
COLUMN 1	1	4.585	4.513	4.653	1531.1907	1890.539485	12.3
	2	4.722	4.651	4.791	954.7707		
	3	5.207	5.134	5.274	3185.6571		
	4						
	5						
COLUMN 2	1	4.411	4.339	4.479	2491.3793	2691.175627	
	2	5.035	4.963	5.103	2621.3023		
	3	5.256	5.184	5.324	2960.8453		
	4						
	5						
Aroclor-1248	1	5.339	5.267	5.407	2102.2851	2351.314468	14.5
	2	5.667	5.595	5.735	2645.2417		
	3	5.926	5.854	5.994	2306.4166		
	4						
	5						
COLUMN 1	1	5.666	5.594	5.734	1329.6696	1534.653502	
	2	6.180	6.097	6.237	2293.8352		
	3	6.481	6.409	6.549	980.4556		
	4						
	5						
COLUMN 2	1	5.871	5.795	5.935	1381.8872	1289.677697	19.0
	2	6.398	6.325	6.465	1008.9606		
	3	7.177	7.106	7.246	1478.1853		
	4						
	5						

**PRELIMINARY**

10C - FORM X ARO  
IDENTIFICATION SUMMARY  
FOR MULTICOMPONENT ANALYTES

EPA SAMPLE NO.

E3N27

Lab Name: MITKEM LABORATORIES Contract: EP-W-05-030  
 Lab Code: MITKEM Case No.: 38701 Mod. Ref No.: SDG No.: E3ZW3  
 Lab Sample ID: H1533-14A Date(s) Analyzed: 08/15/2009 08/15/2009  
 Instrument ID (1): E5 Instrument ID (2): E5  
 GC Column(1): CLPPest ID: 0.53 (mm) GC Column(2): CLPPestII ID: 0.53 (MM)

ANALYTE	PEAK	RT	RT WINDOW		CONCENTRATION		%D
			FROM	TO	PEAK	MEAN	
Aroclor-1260	1	5.861	5.791	5.931	431.7055	308.479822	
	2	7.153	7.082	7.222	219.0287		
	3	7.411	7.345	7.485	274.7053		
COLUMN 1	4						
	5						
COLUMN 2	1	6.825	6.754	6.894	439.2467	299.540875	3.0
	2	7.741	7.670	7.810	197.6556		
	3	8.040	7.971	8.111	261.7203		
	4						
	5						

At least 3 peaks for each column are required for identification of multicomponent analytes

**PRELIMINARY**

10C - FORM X ARO  
IDENTIFICATION SUMMARY  
FOR MULTICOMPONENT ANALYTES

EPA SAMPLE NO.

E3N28

Lab Name: MITKEM LABORATORIES Contract: EP-W-05-030  
 Lab Code: MITKEM Case No.: 38701 Mod. Ref No.: SDG No.: E3ZW3  
 Lab Sample ID: H1533-15A Date(s) Analyzed: 08/15/2009 08/15/2009  
 Instrument ID (1): E5 Instrument ID (2): E5  
 GC Column(1): CLPPest ID: 0.53 (mm) GC Column(2): CLPPestII ID: 0.53 (MM)

ANALYTE	PEAK	RT	RT WINDOW		CONCENTRATION		%D
			FROM	TO	PEAK	MEAN	
Aroclor-1242	1	4.104	4.034	4.174	2113.4130	2896.928500	
	2	4.235	4.163	4.303	1315.6604		
	3	4.615	4.545	4.685	5261.7120		
	4						
	5						
COLUMN 1	1	4.583	4.513	4.653	1974.5842	2757.879556	5.0
	2	4.719	4.651	4.791	1233.8815		
	3	5.204	5.134	5.274	5065.1731		
	4						
	5						
COLUMN 2	1	4.407	4.339	4.479	3695.9584	4453.606955	
	2	5.031	4.963	5.103	4110.6200		
	3	5.250	5.184	5.324	5554.2424		
	4						
	5						
Aroclor-1248	1	5.336	5.267	5.407	3151.2027	3908.157101	14.0
	2	5.663	5.595	5.735	4714.1744		
	3	5.924	5.854	5.994	3859.0941		
	4						
	5						
COLUMN 1	1	5.664	5.594	5.734	2790.0794	2565.033439	
	2	6.167	6.097	6.237	2482.2720		
	3	6.478	6.409	6.549	2422.7490		
	4						
	5						
COLUMN 2	1	5.866	5.795	5.935	2648.2246	2619.050206	2.1
	2	6.395	6.325	6.465	2734.1834		
	3	7.176	7.106	7.246	2474.7427		
	4						
	5						

**PRELIMINARY**

10C - FORM X ARO  
IDENTIFICATION SUMMARY  
FOR MULTICOMPONENT ANALYTES

EPA SAMPLE NO.

E3N28

Lab Name: MITKEM LABORATORIES Contract: EP-W-05-030  
 Lab Code: MITKEM Case No.: 38701 Mod. Ref No.: SDG No.: E3ZW3  
 Lab Sample ID: H1533-15A Date(s) Analyzed: 08/15/2009 08/15/2009  
 Instrument ID (1): E5 Instrument ID (2): E5  
 GC Column(1): CLPPest ID: 0.53 (mm) GC Column(2): CLPPestII ID: 0.53 (MM)

ANALYTE	PEAK	RT	RT WINDOW		CONCENTRATION		%D
			FROM	TO	PEAK	MEAN	
Aroclor-1260	1	5.859	5.791	5.931	1088.8932	690.326247	
	2	7.151	7.082	7.222	407.6629		
	3	7.410	7.345	7.485	574.4226		
	4						
	5						
COLUMN 1	1	6.821	6.754	6.894	1200.9701	699.886740	1.4
	2	7.738	7.670	7.810	387.5868		
	3	8.039	7.971	8.111	511.1034		
	4						
	5						
COLUMN 2	1	6.595	6.523	6.663	191.4542	237.645671	
	2	6.847	6.776	6.916	267.2917		
	3	7.939	7.866	8.006	254.1911		
	4						
	5						
Aroclor-1262	1	7.265	7.186	7.326	285.6877	378.570838	59.3
	2	7.501	7.454	7.594	611.9357		
	3	8.547	8.473	8.613	238.0890		
	4						
	5						
COLUMN 1	1						
	2						
	3						
	4						
	5						
COLUMN 2	1						
	2						
	3						
	4						
	5						

At least 3 peaks for each column are required for identification of multicomponent analytes

**PRELIMINARY**

10C - FORM X ARO  
IDENTIFICATION SUMMARY  
FOR MULTICOMPONENT ANALYTES

EPA SAMPLE NO.

E3N29

Lab Name: MITKEM LABORATORIES Contract: EP-W-05-030  
 Lab Code: MITKEM Case No.: 38701 Mod. Ref No.: SDG No.: E3ZW3  
 Lab Sample ID: H1533-16A Date(s) Analyzed: 08/15/2009 08/15/2009  
 Instrument ID (1): E5 Instrument ID (2): E5  
 GC Column(1): CLPPest ID: 0.53 (mm) GC Column(2): CLPPestII ID: 0.53 (MM)

ANALYTE	PEAK	RT	RT WINDOW		CONCENTRATION		%D
			FROM	TO	PEAK	MEAN	
Aroclor-1242	1	4.107	4.034	4.174	2549.8211	3428.435913	
	2	4.238	4.163	4.303	1635.8260		
	3	4.617	4.545	4.685	6099.6606		
	4						
	5						
COLUMN 1	1	4.584	4.513	4.653	2442.6315	3365.431677	1.9
	2	4.721	4.651	4.791	1550.2380		
	3	5.205	5.134	5.274	6103.4255		
	4						
	5						
COLUMN 2	1	4.411	4.339	4.479	4308.4237	5060.621572	
	2	5.034	4.963	5.103	4653.8932		
	3	5.254	5.184	5.324	6219.5478		
	4						
	5						
Aroclor-1248	1	5.338	5.267	5.407	3806.3053	4598.462619	10.1
	2	5.666	5.595	5.735	5448.7863		
	3	5.926	5.854	5.994	4540.2963		
	4						
	5						
COLUMN 1	1	5.666	5.594	5.734	3061.8755	2859.815437	
	2	6.172	6.097	6.237	2843.7110		
	3	6.480	6.409	6.549	2673.8598		
	4						
	5						
COLUMN 2	1	5.868	5.795	5.935	2991.2201	2889.570750	1.0
	2	6.396	6.325	6.465	2809.7775		
	3	7.177	7.106	7.246	2867.7147		
	4						
	5						
Aroclor-1254	1	5.666	5.594	5.734	3061.8755	2859.815437	
	2	6.172	6.097	6.237	2843.7110		
	3	6.480	6.409	6.549	2673.8598		
	4						
	5						
COLUMN 1	1	5.868	5.795	5.935	2991.2201	2889.570750	1.0
	2	6.396	6.325	6.465	2809.7775		
	3	7.177	7.106	7.246	2867.7147		
	4						
	5						
COLUMN 2	1	5.868	5.795	5.935	2991.2201	2889.570750	1.0
	2	6.396	6.325	6.465	2809.7775		
	3	7.177	7.106	7.246	2867.7147		
	4						
	5						

**PRELIMINARY**

10C - FORM X ARO  
IDENTIFICATION SUMMARY  
FOR MULTICOMPONENT ANALYTES

EPA SAMPLE NO.

E3N29

Lab Name: MITKEM LABORATORIES Contract: EP-W-05-030  
 Lab Code: MITKEM Case No.: 38701 Mod. Ref No.: SDG No.: E3ZW3  
 Lab Sample ID: H1533-16A Date(s) Analyzed: 08/15/2009 08/15/2009  
 Instrument ID (1): E5 Instrument ID (2): E5  
 GC Column(1): CLPPest ID: 0.53 (mm) GC Column(2): CLPPestII ID: 0.53 (MM)

ANALYTE	PEAK	RT	RT WINDOW		CONCENTRATION		%D	
			FROM	TO	PEAK	MEAN		
Aroclor-1260	1	5.861	5.791	5.931	1205.8877	775.961862		
	2	7.154	7.082	7.222	465.8438			
	3	7.412	7.345	7.485	656.1541			
COLUMN 1		4						
COLUMN 1		5						
COLUMN 2	1	6.824	6.754	6.894	1347.1326	793.445853	2.3	
	2	7.739	7.670	7.810	441.9781			
	3	8.041	7.971	8.111	591.2269			
	COLUMN 2		4					
	COLUMN 2		5					

At least 3 peaks for each column are required for identification of multicomponent analytes

**PRELIMINARY**

10C - FORM X ARO  
IDENTIFICATION SUMMARY  
FOR MULTICOMPONENT ANALYTES

EPA SAMPLE NO.

E3N30

Lab Name: MITKEM LABORATORIES Contract: EP-W-05-030  
 Lab Code: MITKEM Case No.: 38701 Mod. Ref No.: SDG No.: E3ZW3  
 Lab Sample ID: H1533-17A Date(s) Analyzed: 08/15/2009 08/15/2009  
 Instrument ID (1): E5 Instrument ID (2): E5  
 GC Column(1): CLPPest ID: 0.53 (mm) GC Column(2): CLPPestII ID: 0.53 (MM)

ANALYTE	PEAK	RT	RT WINDOW		CONCENTRATION		%D
			FROM	TO	PEAK	MEAN	
Aroclor-1248	1	4.412	4.339	4.479	700.1722	817.338437	
	2	5.031	4.963	5.103	535.9121		
	3	5.248	5.184	5.324	1215.9310		
	4						
	5						
COLUMN 1	1	5.337	5.267	5.407	143.5966	412.858268	98.0
	2	5.661	5.595	5.735	623.8319		
	3	5.935	5.854	5.994	471.1463		
	4						
	5						
COLUMN 2	1	5.663	5.594	5.734	808.4301	881.542534	
	2	6.168	6.097	6.237	913.3779		
	3	6.479	6.409	6.549	922.8196		
	4						
	5						
Aroclor-1254	1	5.866	5.795	5.935	836.9866	907.855238	3.0
	2	6.395	6.325	6.465	685.5591		
	3	7.177	7.106	7.246	1201.0200		
	4						
	5						
COLUMN 1	1	5.859	5.791	5.931	361.5432	240.889951	
	2	7.151	7.082	7.222	155.1042		
	3	7.410	7.345	7.485	206.0224		
	4						
	5						
COLUMN 2	1	6.822	6.754	6.894	420.3618	271.449235	12.7
	2	7.739	7.670	7.810	154.8472		
	3	8.038	7.971	8.111	239.1387		
	4						
	5						

At least 3 peaks for each column are required for identification of multicomponent analytes

**PRELIMINARY**

10C - FORM X ARO  
IDENTIFICATION SUMMARY  
FOR MULTICOMPONENT ANALYTES

EPA SAMPLE NO.

E3N31

Lab Name: MITKEM LABORATORIES Contract: EP-W-05-030  
 Lab Code: MITKEM Case No.: 38701 Mod. Ref No.: SDG No.: E3ZW3  
 Lab Sample ID: H1533-18A Date(s) Analyzed: 08/15/2009 08/15/2009  
 Instrument ID (1): E5 Instrument ID (2): E5  
 GC Column(1): CLPPest ID: 0.53 (mm) GC Column(2): CLPPestII ID: 0.53 (MM)

ANALYTE	PEAK	RT	RT WINDOW		CONCENTRATION		%D
			FROM	TO	PEAK	MEAN	
Aroclor-1254	1	5.646	5.594	5.734	90.4800	120.567236	
	2	6.200	6.097	6.237	134.8957		
COLUMN 1	3	6.494	6.409	6.549	136.3260		
	4						
	5						
COLUMN 2	1	5.868	5.795	5.935	82.7322		
	2	6.369	6.325	6.465	97.2765		
	3	7.187	7.106	7.246	245.3563		
	4						
	5						
Aroclor-1260	1	5.858	5.791	5.931	12.4300	39.213773	
	2	7.150	7.082	7.222	11.3285		
COLUMN 1	3	7.454	7.345	7.485	93.8828		
	4						
	5						
COLUMN 2	1	6.822	6.754	6.894	26.8595		
	2	7.757	7.670	7.810	61.0970		
	3	8.034	7.971	8.111	73.7225		
	4						
	5						
					53.893007	37.4	

At least 3 peaks for each column are required for identification of multicomponent analytes

**PRELIMINARY**



10C - FORM X ARO  
IDENTIFICATION SUMMARY  
FOR MULTICOMPONENT ANALYTES

EPA SAMPLE NO.

E3N32

Lab Name: MITKEM LABORATORIES Contract: EP-W-05-030  
 Lab Code: MITKEM Case No.: 38701 Mod. Ref No.: SDG No.: E3ZW3  
 Lab Sample ID: H1533-19A Date(s) Analyzed: 08/15/2009 08/15/2009  
 Instrument ID (1): E5 Instrument ID (2): E5  
 GC Column(1): CLPPest ID: 0.53 (mm) GC Column(2): CLPPestII ID: 0.53 (MM)

ANALYTE	PEAK	RT	RT WINDOW		CONCENTRATION		%D
			FROM	TO	PEAK	MEAN	
Aroclor-1242	1	4.103	4.034	4.174	2047.4909	2020.754006	
	2	4.235	4.163	4.303	1145.6448		
	3	4.613	4.545	4.685	2869.1263		
	4						
	5						
COLUMN 1	1	4.583	4.513	4.653	1977.2781	1954.554083	3.4
	2	4.721	4.651	4.791	1149.1354		
	3	5.201	5.134	5.274	2737.2488		
	4						
	5						
COLUMN 2	1	4.409	4.339	4.479	1815.7711	1612.056375	
	2	5.029	4.963	5.103	1457.2964		
	3	5.250	5.184	5.324	1563.1017		
	4						
	5						
Aroclor-1248	1	5.334	5.267	5.407	1681.9616	1535.597781	5.0
	2	5.661	5.595	5.735	1516.7751		
	3	5.919	5.854	5.994	1408.0567		
	4						
	5						
COLUMN 1	1	5.660	5.594	5.734	645.2145	534.841259	
	2	6.174	6.097	6.237	553.2443		
	3	6.473	6.409	6.549	406.0650		
	4						
	5						
COLUMN 2	1	5.865	5.795	5.935	551.0948	524.502331	2.0
	2	6.392	6.325	6.465	532.4787		
	3	7.171	7.106	7.246	489.9334		
	4						
	5						

PRELIMINARY

10C - FORM X ARO  
 IDENTIFICATION SUMMARY  
 FOR MULTICOMPONENT ANALYTES

EPA SAMPLE NO.

E3N32

Lab Name: MITKEM LABORATORIES Contract: EP-W-05-030  
 Lab Code: MITKEM Case No.: 38701 Mod. Ref No.: SDG No.: E3ZW3  
 Lab Sample ID: H1533-19A Date(s) Analyzed: 08/15/2009 08/15/2009  
 Instrument ID (1): E5 Instrument ID (2): E5  
 GC Column(1): CLPPest ID: 0.53 (mm) GC Column(2): CLPPestII ID: 0.53 (MM)

ANALYTE	PEAK	RT	RT WINDOW		CONCENTRATION		%D	
			FROM	TO	PEAK	MEAN		
Aroclor-1260	1	5.855	5.791	5.931	232.4197	195.229509		
	2	7.145	7.082	7.222	153.6682			
	3	7.404	7.345	7.485	199.6006			
COLUMN 1		4						
COLUMN 1		5						
COLUMN 2	1	6.818	6.754	6.894	222.5736	178.843434	9.2	
	2	7.733	7.670	7.810	139.8087			
	3	8.034	7.971	8.111	174.1480			
	COLUMN 2		4					
	COLUMN 2		5					

At least 3 peaks for each column are required for identification of multicomponent analytes

**PRELIMINARY**

10C - FORM X ARO  
IDENTIFICATION SUMMARY  
FOR MULTICOMPONENT ANALYTES

EPA SAMPLE NO.

E3N33

Lab Name: MITKEM LABORATORIES Contract: EP-W-05-030  
 Lab Code: MITKEM Case No.: 38701 Mod. Ref No.: SDG No.: E3ZW3  
 Lab Sample ID: H1533-20A Date(s) Analyzed: 08/15/2009 08/15/2009  
 Instrument ID (1): E5 Instrument ID (2): E5  
 GC Column(1): CLPPest ID: 0.53 (mm) GC Column(2): CLPPestII ID: 0.53 (MM)

ANALYTE	PEAK	RT	RT WINDOW		CONCENTRATION		%D
			FROM	TO	PEAK	MEAN	
Aroclor-1242	1	4.104	4.034	4.174	995.0463	1168.687421	
	2	4.235	4.163	4.303	637.0512		
COLUMN 1	3	4.614	4.545	4.685	1873.9648		
	4						
	5						
COLUMN 2	1	4.582	4.513	4.653	908.8192		
	2	4.720	4.651	4.791	556.0312		
	3	5.203	5.134	5.274	1699.5828		
	4						
	5						
1054.811072	10.8						
Aroclor-1248	1	4.407	4.339	4.479	1161.9098	1158.900439	
	2	5.029	4.963	5.103	1119.3598		
COLUMN 1	3	5.250	5.184	5.324	1195.4317		
	4						
	5						
COLUMN 2	1	5.335	5.267	5.407	1095.1564		
	2	5.662	5.595	5.735	1171.0013		
	3	5.921	5.854	5.994	1009.8477		
	4						
	5						
1092.001780	6.1						
Aroclor-1254	1	5.661	5.594	5.734	469.5537	377.898505	
	2	6.176	6.097	6.237	394.8177		
COLUMN 1	3	6.474	6.409	6.549	269.3241		
	4						
	5						
COLUMN 2	1	5.864	5.795	5.935	345.9041		
	2	6.394	6.325	6.465	366.3245		
	3	7.174	7.106	7.246	286.7417		
	4						
	5						
332.990119	13.5						

PRELIMINARY

10C - FORM X ARO  
 IDENTIFICATION SUMMARY  
 FOR MULTICOMPONENT ANALYTES

EPA SAMPLE NO.

E3N33

Lab Name: MITKEM LABORATORIES Contract: EP-W-05-030  
 Lab Code: MITKEM Case No.: 38701 Mod. Ref No.: SDG No.: E3ZW3  
 Lab Sample ID: H1533-20A Date(s) Analyzed: 08/15/2009 08/15/2009  
 Instrument ID (1): E5 Instrument ID (2): E5  
 GC Column(1): CLPPest ID: 0.53 (mm) GC Column(2): CLPPestII ID: 0.53 (MM)

ANALYTE	PEAK	RT	RT WINDOW		CONCENTRATION		%D
			FROM	TO	PEAK	MEAN	
Aroclor-1260	1	5.856	5.791	5.931	142.0762	106.872082	
	2	7.145	7.082	7.222	82.5187		
	3	7.405	7.345	7.485	96.0213		
4							
5							
COLUMN 1	1	6.819	6.754	6.894	132.1238	100.882089	5.9
	2	7.734	7.670	7.810	72.1823		
	3	8.036	7.971	8.111	98.3402		
	4						
	5						
COLUMN 2	1	6.819	6.754	6.894	132.1238	100.882089	5.9
	2	7.734	7.670	7.810	72.1823		
	3	8.036	7.971	8.111	98.3402		
	4						
	5						

At least 3 peaks for each column are required for identification of multicomponent analytes

PRELIMINARY

10C - FORM X ARO  
IDENTIFICATION SUMMARY  
FOR MULTICOMPONENT ANALYTES

EPA SAMPLE NO.

E3ZX4

Lab Name: MITKEM LABORATORIES Contract: EP-W-05-030  
 Lab Code: MITKEM Case No.: 38701 Mod. Ref No.: SDG No.: E3ZW3  
 Lab Sample ID: H1533-02A Date(s) Analyzed: 08/14/2009 08/14/2009  
 Instrument ID (1): E5 Instrument ID (2): E5  
 GC Column(1): CLPPest ID: 0.53 (mm) GC Column(2): CLPPestII ID: 0.53 (MM)

ANALYTE	PEAK	RT	RT WINDOW		CONCENTRATION		%D
			FROM	TO	PEAK	MEAN	
Aroclor-1248	1	4.404	4.339	4.479	159.7184	231.724493	
	2	5.031	4.963	5.103	143.1374		
	3	5.247	5.184	5.324	392.3177		
	4						
	5						
COLUMN 1	1	4.920	5.267	5.407	153.5854	159.568722	45.2
	2	5.615	5.595	5.735	133.7394		
	3	5.662	5.854	5.994	191.3813		
	4						
	5						
COLUMN 2	1	5.660	5.594	5.734	276.8777	308.315075	
	2	6.171	6.097	6.237	272.0343		
	3	6.486	6.409	6.549	376.0332		
	4						
	5						
Aroclor-1254	1	6.396	5.795	5.935	292.1326	332.595160	7.9
	2	6.823	6.325	6.465	236.1473		
	3	7.182	7.106	7.246	469.5056		
	4						
	5						
COLUMN 1	1	5.860	5.791	5.931	98.0338	70.713662	
	2	7.411	7.082	7.222	66.1414		
	3	7.938	7.345	7.485	47.9658		
	4						
	5						
COLUMN 2	1	6.606	6.754	6.894	116.5972	88.786593	25.6
	2	8.036	7.670	7.810	101.5364		
	3	8.547	7.971	8.111	48.2262		
	4						
	5						

At least 3 peaks for each column are required for identification of multicomponent analytes

**PRELIMINARY**

10C - FORM X ARO  
IDENTIFICATION SUMMARY  
FOR MULTICOMPONENT ANALYTES

EPA SAMPLE NO.

E3ZX5

Lab Name: MITKEM LABORATORIES Contract: EP-W-05-030  
 Lab Code: MITKEM Case No.: 38701 Mod. Ref No.: SDG No.: E3ZW3  
 Lab Sample ID: H1533-03A Date(s) Analyzed: 08/14/2009 08/14/2009  
 Instrument ID (1): E5 Instrument ID (2): E5  
 GC Column(1): CLPPest ID: 0.53 (mm) GC Column(2): CLPPestII ID: 0.53 (MM)

ANALYTE	PEAK	RT	RT WINDOW		CONCENTRATION		%D
			FROM	TO	PEAK	MEAN	
Aroclor-1248	1	4.405	4.339	4.479	204.6820	309.025734	
	2	5.031	4.963	5.103	209.7006		
COLUMN 1	3	5.247	5.184	5.324	512.6947		
	4						
	5						
COLUMN 2	1	4.921	5.267	5.407	194.5764		
	2	5.613	5.595	5.735	194.4836		
	3	5.663	5.854	5.994	267.4835		
	4						
	5						
Aroclor-1254	1	5.663	5.594	5.734	343.2472	369.125002	
	2	6.168	6.097	6.237	351.9590		
COLUMN 1	3	6.480	6.409	6.549	412.1689		
	4						
	5						
COLUMN 2	1	6.396	5.795	5.935	277.0220		
	2	6.823	6.325	6.465	331.9263		
	3	7.178	7.106	7.246	442.2574		
	4						
	5						
Aroclor-1260	1	5.859	5.791	5.931	134.8027	89.747460	
	2	7.409	7.082	7.222	76.7394		
COLUMN 1	3	7.936	7.345	7.485	57.7003		
	4						
	5						
COLUMN 2	1	6.606	6.754	6.894	147.0728		
	2	8.037	7.670	7.810	88.3177		
	3	8.545	7.971	8.111	63.6984		
	4						
	5						
					99.696298	11.1	

At least 3 peaks for each column are required for identification of multicomponent analytes

**PRELIMINARY**

10C - FORM X ARO  
IDENTIFICATION SUMMARY  
FOR MULTICOMPONENT ANALYTES

EPA SAMPLE NO.

E3ZX6

Lab Name: MITKEM LABORATORIES Contract: EP-W-05-030  
 Lab Code: MITKEM Case No.: 38701 Mod. Ref No.: SDG No.: E3ZW3  
 Lab Sample ID: H1533-04A Date(s) Analyzed: 08/14/2009 08/14/2009  
 Instrument ID (1): E5 Instrument ID (2): E5  
 GC Column(1): CLPPest ID: 0.53 (mm) GC Column(2): CLPPestII ID: 0.53 (MM)

ANALYTE	PEAK	RT	RT WINDOW		CONCENTRATION		%D
			FROM	TO	PEAK	MEAN	
Aroclor-1248	1	4.405	4.339	4.479	613.1307	1051.359926	
	2	5.032	4.963	5.103	730.8982		
	3	5.248	5.184	5.324	1810.0509		
	4						
	5						
COLUMN 1	1	4.920	5.267	5.407	650.4675	737.618568	42.5
	2	5.614	5.595	5.735	620.0291		
	3	5.661	5.854	5.994	942.3591		
	4						
	5						
COLUMN 2	1	5.665	5.594	5.734	1173.2411	1377.704377	
	2	6.168	6.097	6.237	1437.4569		
	3	6.480	6.409	6.549	1522.4151		
	4						
	5						
Aroclor-1254	1	6.397	5.795	5.935	979.1923	1288.173553	7.0
	2	6.823	6.325	6.465	1382.8829		
	3	7.178	7.106	7.246	1502.4454		
	4						
	5						
COLUMN 2	1	5.859	5.791	5.931	585.3925	404.430317	
	2	7.410	7.082	7.222	386.7369		
	3	7.938	7.345	7.485	241.1616		
	4						
	5						
Aroclor-1260	1	6.607	6.754	6.894	646.3298	421.000165	4.1
	2	8.039	7.670	7.810	379.8730		
	3	8.548	7.971	8.111	236.7977		
	4						
	5						

At least 3 peaks for each column are required for identification of multicomponent analytes

**PRELIMINARY**

10C - FORM X ARO  
 IDENTIFICATION SUMMARY  
 FOR MULTICOMPONENT ANALYTES

EPA SAMPLE NO.

E3ZX7

Lab Name: MITKEM LABORATORIES Contract: EP-W-05-030  
 Lab Code: MITKEM Case No.: 38701 Mod. Ref No.: SDG No.: E3ZW3  
 Lab Sample ID: H1533-05A Date(s) Analyzed: 08/14/2009 08/14/2009  
 Instrument ID (1): E5 Instrument ID (2): E5  
 GC Column(1): CLPPest ID: 0.53 (mm) GC Column(2): CLPPestII ID: 0.53 (MM)

ANALYTE	PEAK	RT	RT WINDOW		CONCENTRATION		%D
			FROM	TO	PEAK	MEAN	
Aroclor-1254	1	5.645	5.594	5.734	45.9201	48.350906	
	2	6.168	6.097	6.237	24.8923		
	3	6.488	6.409	6.549	74.2404		
COLUMN 1	4						
	5						
COLUMN 2	1	6.392	5.795	5.935	19.3202	61.156831	26.5
	2	6.821	6.325	6.465	55.5894		
	3	7.184	7.106	7.246	108.5609		
	4						
	5						

At least 3 peaks for each column are required for identification of multicomponent analytes

**PRELIMINARY**





Contract Laboratory Program

### Sample Delivery Group (SDG)

#### Cover Sheet

SDG Number E3ZW3

Laboratory Name	<u>Mitkem Laboratories</u>	Lab Code	<u>MITKEM</u>
Contract No.	<u>EP-W-05-030</u>	Case No.	<u>38701</u>
Analysis Price	<u>d437</u>	SDG Turnaround	<u>21 days with PR</u>

#### EPA Sample Numbers in SDG (Listed in Numerical Order)

01) E3N03	08) E3N09MS	15) E3N32	22) E3ZX8
02) E3N04	09) E3N09MSD	16) E3N33	/
03) E3N05	10) E3N27	17) E3ZW3	
04) E3N06	11) E3N28	18) E3ZX4	
05) E3N07	12) E3N29	19) E3ZX5	
06) E3N08	13) E3N30	20) E3ZX6	
07) E3N09	14) E3N31	21) E3ZX7	

First Sample in SDG

E3ZW3

Last Sample in SDG

E3N33

First Sample Receipt Date

08/12/2009

Last Sample Receipt Date

08/13/2009

**Note:** There are a maximum of 20 field samples [excluding Performance Evaluation (PE) samples in an SDG. Attach the TR/COC Records to this form in alphanumeric order (the order listed above on this form).

Signature

*Agnes R. Huntley*

Date 08/14/2009

Modified Analysis 1760.0



**USEPA Contract Laboratory Program  
Organic Traffic Report & Chain of Custody Record**

Case No: **38701**  
 DAS No: **09CK15**  
 SDG No: **E3ZW3**

**For Lab Use Only**

Lab Contract No: **EPW-05-D3D**  
 Unit Price: **\$ 437**  
 Transfer To: **---**  
 Lab Contract No: **---**  
 Unit Price: **---**

Date Shipped: **8/11/2009**  
 Carrier Name: **FedEx**  
 Airbill: **8638 4466 2377**  
 Shipped to: **Spectrum Analytical  
175 Metro Center Blvd.  
Warwick RI 02886  
(401) 732-3400**

Chain of Custody Record

Relinquished By	(Date / Time)	Sampler Signature Received By	(Date / Time)
<i>Alison M. Phipps</i>	8/11/09 17:50	<i>William J. Gaud</i>	8/12/09 8:55
2			
3			
4			

ORGANIC SAMPLE No.	MATRIX/ SAMPLER	CONC/ TYPE	ANALYSIS/ TURNAROUND	PRESERVATIVE/ Bottles	TAG No./	STATION LOCATION	SAMPLE COLLECT DATE/TIME	FOR LAB USE ONLY SAMPLE No.
15 E3ZT7	Soil/Sediment/ Greene, Raddeman Hodach, Unger	L/G	PAHs (21), PCBs (sed) (21)	5-235072 (Ice Only), 5-235073 (Ice Only) (2)		KK-SD005-A	S: 8/11/2009 14:10	INORGANIC
16 E3ZT8	Soil/Sediment/ Greene, Raddeman Hodach, Unger	L/G	PAHs (21), PCBs (sed) (21)	5-235074 (Ice Only), 5-235075 (Ice Only) (2)		KK-SD005-B	S: 8/11/2009 14:13	SAMPLE No.
17 E3ZT9	Soil/Sediment/ Greene, Raddeman Hodach, Unger	L/G	PAHs (21), PCBs (sed) (21)	5-235076 (Ice Only), 5-235077 (Ice Only) (2)		KK-SD005-N	S: 8/11/2009 14:17	
18 E3ZW0	Soil/Sediment/ Greene, Raddeman Hodach, Unger	L/G	PAHs (21), PCBs (sed) (21)	5-235078 (Ice Only), 5-235079 (Ice Only) (2)		KK-SD013-A	S: 8/11/2009 13:45	
19 E3ZW1	Soil/Sediment/ Greene, Raddeman Hodach, Unger	L/G	PAHs (21), PCBs (sed) (21)	5-235080 (Ice Only), 5-235081 (Ice Only) (2)		KK-SD013-B	S: 8/11/2009 13:47	
20 E3ZW2	Soil/Sediment/ Greene, Raddeman Hodach, Unger	L/G	PAHs (21), PCBs (sed) (21)	5-235082 (Ice Only), 5-235083 (Ice Only) (2)		KK-SD013-C1	S: 8/11/2009 13:49	
E3ZW3	Soil/Sediment/ Greene, Raddeman Hodach, Unger	L/G	PAHs (21), PCBs (sed) (21)	5-235084 (Ice Only), 5-235085 (Ice Only) (2)		KK-SD013-N	S: 8/11/2009 13:40	

**COPY**  
 Original Documents Are Included in CSF **E3MZ9**  
 Signed: **AOK** Date: **8/12/09**

Shipment for Case Complete? <b>N</b>	Sample(s) to be used for laboratory QC:	Additional Sampler Signature(s):	Cooler Temperature Upon Receipt: <b>5C</b>	Chain of Custody Seal Number: <b>105/H0-10S/3a</b>
Analysis Key: PAHs = PAHs, PCBs (sed) = PCBs (sed)	Concentration: L = Low, M = Low/Medium, H = High	Type/Designate: Composite = C, Grab = G	Custody Seal Intact? <b>Y</b>	Shipment Iced? <b>Y</b>



# USEPA Contract Laboratory Program Organic Traffic Report & Chain of Custody Record

Case No: 38701  
DAS No: 09CK15  
SDG No: E3ZWX

For Lab Use Only

Lab Contract No: EP-W-05-03D  
Unit Price: \$ 437  
Transfer To: -  
Lab Contract No: -  
Unit Price: -

Date Shipped: 8/11/2009  
Carrier Name: FedEx  
Airbill: 8638 4466 2377  
Shipped to: Spectrum Analytical  
175 Metro Center Blvd.  
Warwick RI 02886  
(401) 732-3400

Chain of Custody Record

Relinquished By	(Date / Time)	Sampler Signature	Received By	(Date / Time)
1	8/11/09 17:50	<i>[Signature]</i>	<i>[Signature]</i>	8/12/09 8:55
2				
3				
4				

ORGANIC SAMPLE No.	MATRIX/ SAMPLER	CONC/ TYPE	ANALYSIS/ TURNOVER	PRESERVATIVE/ Bottles	STATION LOCATION	SAMPLE COLLECT DATE/TIME	FOR LAB USE ONLY Sample Condition On Receipt
02 E3ZX4	Soil/Sediment/ Greene, Raddeman Hodach, Unger	L/G	PAHs (21), PCBs (sed) (21)	5-235106 (Ice Only), 5-235107 (Ice Only) (2)	KK-SD022-A	S: 8/10/2009 16:20	INORGANIC SAMPLE No.
03 E3ZX5	Soil/Sediment/ Greene, Raddeman Hodach, Unger	L/G	PAHs (21), PCBs (sed) (21)	5-235108 (Ice Only), 5-235109 (Ice Only) (2)	KK-SD022-B	S: 8/10/2009 16:20	
04 E3ZX6	Soil/Sediment/ Greene, Raddeman Hodach, Unger	L/G	PAHs (21), PCBs (sed) (21)	5-235110 (Ice Only), 5-235111 (Ice Only) (2)	KK-SD022-C1	S: 8/10/2009 16:28	
05 E3ZX7	Soil/Sediment/ Greene, Raddeman Hodach, Unger	L/G	PAHs (21), PCBs (sed) (21)	5-235112 (Ice Only), 5-235113 (Ice Only) (2)	KK-SD022-C2	S: 8/10/2009 17:05	
06 E3ZX8	Soil/Sediment/ Greene, Raddeman Hodach, Unger	L/G	PAHs (21), PCBs (sed) (21)	5-235114 (Ice Only), 5-235115 (Ice Only) (2)	KK-SD022-N	S: 8/10/2009 17:07	

Shipment for Case Complete? N

Sample(s) to be used for laboratory QC:

Concentration: L = Low, M = Low/Medium, H = High

Additional Sampler Signature(s):

Cooler Temperature Upon Receipt: 5°C

Chain of Custody Seal Number: 105130-105140

Analysis Key: PAHs = PAHs, PCBs (sed) = PCBs (sed)

Custody Seal Intact?  Shipment Iced?



# USEPA Contract Laboratory Program Organic Traffic Report & Chain of Custody Record

Case No: 38701  
DAS No: 09CK15  
SDG No: E3ZW3

**L**

Date Shipped: 8/12/2009		Sampler Signature: <i>[Signature]</i>	
Carrier Name: FedEx		Received By: <i>[Signature]</i> (Date / Time)	
Airbill: 8638 4466 2388		8/15/09 8:55	
Shipped to: Spectrum Analytical 175 Metro Center Blvd. Warwick RI 02886 (401) 732-3400		<i>[Signature]</i>	
1		2	
3		4	

### Chain of Custody Record

Relinquished By	(Date / Time)	Sampler Signature	(Date / Time)
<i>[Signature]</i>	8/12/09 17:30	<i>[Signature]</i>	8/15/09 8:55
<i>[Signature]</i>		<i>[Signature]</i>	
<i>[Signature]</i>		<i>[Signature]</i>	
<i>[Signature]</i>		<i>[Signature]</i>	

### For Lab Use Only

Lab Contract No:	EP-W-05-030
Unit Price:	\$437
Transfer To:	-
Lab Contract No:	-
Unit Price:	-

ORGANIC SAMPLE No.	MATRIX/ SAMPLER	CONC/ TYPE	ANALYSIS/ TURNAROUND	TAG No./ PRESERVATIVE/ Bottles	STATION LOCATION	SAMPLE COLLECT DATE/TIME	FOR LAB USE ONLY Sample Condition On Receipt
07 E3N03	Soil/Sediment/ Greene, Raddeman	L/G	PAHs (21), PCBs (sed) (21)	5-235128 (Ice Only), 5-235129 (Ice Only) (2)	KK-SD001-A	S: 8/11/2009 16:35	OK
08 E3N04	Hodach, Unger Soil/Sediment/ Greene, Raddeman	L/G	PAHs (21), PCBs (sed) (21)	5-235130 (Ice Only), 5-235131 (Ice Only) (2)	KK-SD001-B	S: 8/11/2009 16:39	
09 E3N05	Hodach, Unger Soil/Sediment/ Greene, Raddeman	L/G	PAHs (21), PCBs (sed) (21)	5-235132 (Ice Only), 5-235133 (Ice Only) (2)	KK-SD001-C1	S: 8/11/2009 16:50	
10 E3N06	Hodach, Unger Soil/Sediment/ Greene, Raddeman	L/G	PAHs (21), PCBs (sed) (21)	5-235134 (Ice Only), 5-235135 (Ice Only) (2)	KK-SD001-C3	S: 8/11/2009 17:00	
11 E3N07	Hodach, Unger Soil/Sediment/ Greene, Raddeman	L/G	PAHs (21), PCBs (sed) (21)	5-235136 (Ice Only), 5-235137 (Ice Only) (2)	KK-SD012-A	S: 8/12/2009 11:25	
12 E3N08	Hodach, Unger Soil/Sediment/ Greene, Raddeman	L/G	PAHs (21), PCBs (sed) (21)	5-235138 (Ice Only), 5-235139 (Ice Only) (2)	KK-SD012-B	S: 8/12/2009 11:27	
13 E3N09	Hodach, Unger Soil/Sediment/ Greene, Raddeman	L/G	PAHs (21), PCBs (sed) (21)	5-235140 (Ice Only), 5-235141 (Ice Only) (2)	KK-SD012-C1	S: 8/12/2009 11:29	OK

Shipment for Case Complete? N	Sample(s) to be used for laboratory QC: E3N09	Additional Sampler Signature(s):	Cooler Temperature Upon Receipt: 6°C	Chain of Custody Seal Number: 105135-105136
Analysis Key: PAHs = PAHs, PCBs (sed) = PCBs (sed)	Concentration: L = Low, M = Low/Medium, H = High	Type/Designate: Composite = C, Grab = G	Custody Seal Intact? <input checked="" type="checkbox"/>	Shipment Iced? <input checked="" type="checkbox"/>

**TR Number: 5-264768350-081209-0001**

PR provides preliminary results. Requests for preliminary results will increase analytical costs.  
Send Copy to: Sample Management Office, Attn: Heather Bauer, CSC, 15000 Conference Center Dr., Chantilly, VA 20151-3819; Phone 703/818-4200; Fax 703/818-7460

**LABORATORY COPY**



# USEPA Contract Laboratory Program Organic Traffic Report & Chain of Custody Record

Case No: 38701  
 DAS No: 09CK15  
 SDG No: E3324 E33203

For Lab Use Only  
 Lab Contract No: EP-W-05-030  
 Unit Price: \$437  
 Transfer To: -  
 Lab Contract No: -  
 Unit Price: -

Date Shipped: 8/12/2009  
 Carrier Name: FedEx  
 Airbill: 8638 4466 2388  
 Shipped to: Spectrum Analytical  
 175 Metro Center Blvd.  
 Warwick RI 02886  
 (401) 732-3400

Chain of Custody Record

Relinquished By	(Date / Time)	Sampler Signature	Received By	(Date / Time)
1. <i>[Signature]</i>	8/12/09 18:00	<i>[Signature]</i>	<i>[Signature]</i>	8:55
2. <i>[Signature]</i>				
3. <i>[Signature]</i>				
4. <i>[Signature]</i>				

ORGANIC SAMPLE No.	MATRIX/ SAMPLER	CONC/ TYPE	ANALYSIS/ TURNAROUND	TAG No./ PRESERVATIVE/ Bottles	STATION LOCATION	SAMPLE COLLECT DATE/TIME	FOR LAB USE ONLY SAMPLE No.
14 E3N27	Soil/Sediment/ Greene, Raddeman	L/G	PAHs (21), PCBs (sed) (21)	5C-124911 (Ice Only), 5C-124912 (Ice Only) (2)	KK-SD002-B	S: 8/12/2009 13:04	01-
15 E3N28	Hodach, Unger Soil/Sediment/ Greene, Raddeman	L/G	PAHs (21), PCBs (sed) (21)	5C-124913 (Ice Only), 5C-124914 (Ice Only) (2)	KK-SD002-C1	S: 8/12/2009 13:02	
16 E3N29	Hodach, Unger Soil/Sediment/ Greene, Raddeman	L/G	PAHs (21), PCBs (sed) (21)	5C-124915 (Ice Only), 5C-124916 (Ice Only) (2)	KK-SD002-C1-FD	S: 8/12/2009 13:08	
17 E3N30	Hodach, Unger Soil/Sediment/ Greene, Raddeman	L/G	PAHs (21), PCBs (sed) (21)	5C-124917 (Ice Only), 5C-124918 (Ice Only) (2)	KK-SD002-C2	S: 8/12/2009 13:06	
18 E3N31	Hodach, Unger Soil/Sediment/ Greene, Raddeman	L/G	PAHs (21), PCBs (sed) (21)	5C-124919 (Ice Only), 5C-124920 (Ice Only) (2)	KK-SD002-C3	S: 8/12/2009 13:10	
19 E3N32	Hodach, Unger Soil/Sediment/ Greene, Raddeman	L/G	PAHs (21), PCBs (sed) (21)	5C-124921 (Ice Only), 5C-124922 (Ice Only) (2)	KK-SD004-A	S: 8/12/2009 14:10	
20 E3N33 SDG Final Sample	Hodach, Unger Soil/Sediment/ Greene, Raddeman	L/G	PAHs (21), PCBs (sed) (21)	5C-124923 (Ice Only), 5C-124924 (Ice Only) (2)	KK-SD004-N	S: 8/12/2009 14:12	01-

Shipment for Case Complete?

Analysis Key: PAHs = PAHs, PCBs (sed) = PCBs (sed)

Concentration: L = Low, M = Low/Medium, H = High  
 Type/Designate: Composite = C, Grab = G

Sample(s) to be used for laboratory QC:

Additional Sampler Signature(s):

Cooler Temperature Upon Receipt: 6 C

Chain of Custody Seal Number: 105131-109139

Custody Seal Intact?  Shipment Iced?

1D - FORM I SV-1  
SEMIVOLATILE ORGANICS ANALYSIS DATA SHEET

EPA SAMPLE NO.

E3N03

Lab Name: MITKEM LABORATORIES Contract: EP-W-05-030  
 Lab Code: MITKEM Case No.: 38701 Mod. Ref No.: 1760.0 SDG No.: E3ZW3  
 Matrix: (SOIL/SED/WATER) SOIL Lab Sample ID: H1533-07A  
 Sample wt/vol: 30.1 (g/mL) G Lab File ID: S4D5003.D  
 Level: (LOW/MED) LOW Extraction: (Type) SONC  
 % Moisture: 28 Decanted: (Y/N) N Date Received: 08/13/2009  
 Concentrated Extract Volume: 500 (uL) Date Extracted: 08/13/2009  
 Injection Volume: 2.0 (uL) GPC Factor: 2.00 Date Analyzed: 08/14/2009  
 GPC Cleanup: (Y/N) Y pH: 7.2 Dilution Factor: 1.0

CAS NO.	COMPOUND	CONCENTRATION UNITS:		Q
		(ug/L or ug/Kg)	UG/KG	
91-20-3	Naphthalene		120	J
91-57-6	2-Methylnaphthalene		150	J
208-96-8	Acenaphthylene		140	J
83-32-9	Acenaphthene		810	

PRELIMINARY

1E - FORM I SV-2  
SEMIVOLATILE ORGANICS ANALYSIS DATA SHEET

EPA SAMPLE NO.

E3N03

Lab Name: MITKEM LABORATORIES Contract: EP-W-05-030  
 Lab Code: MITKEM Case No.: 38701 Mod. Ref No.: 1760.0 SDG No.: E3ZW3  
 Matrix: (SOIL/SED/WATER) SOIL Lab Sample ID: H1533-07A  
 Sample wt/vol: 30.1 (g/mL) G Lab File ID: S4D5003.D  
 Level: (LOW/MED) LOW Extraction: (Type) SONC  
 % Moisture: 28 Decanted: (Y/N) N Date Received: 08/13/2009  
 Concentrated Extract Volume: 500 (uL) Date Extracted: 08/13/2009  
 Injection Volume: 2.0 (uL) GPC Factor: 2.00 Date Analyzed: 08/14/2009  
 GPC Cleanup: (Y/N) Y pH: 7.2 Dilution Factor: 1.0

CAS NO.	COMPOUND	CONCENTRATION UNITS: (ug/L or ug/Kg)	UG/KG	Q
86-73-7	Fluorene		1000	
85-01-8	Phenanthrene		4200	E
120-12-7	Anthracene		1200	
206-44-0	Fluoranthene		4600	E
129-00-0	Pyrene		4000	E
56-55-3	Benzo (a) anthracene		3000	
218-01-9	Chrysene		2800	
205-99-2	Benzo (b) fluoranthene		3600	
207-08-9	Benzo (k) fluoranthene		1200	
50-32-8	Benzo (a) pyrene		1900	
193-39-5	Indeno (1,2,3-cd) pyrene		1200	
53-70-3	Dibenzo (a,h) anthracene		470	
191-24-2	Benzo (g,h,i) perylene		190	J

(1) Cannot be separated from Diphenylamine

PRELIMINARY

1D - FORM I SV-1  
SEMIVOLATILE ORGANICS ANALYSIS DATA SHEET

EPA SAMPLE NO.

E3N04

Lab Name: MITKEM LABORATORIES Contract: EP-W-05-030  
 Lab Code: MITKEM Case No.: 38701 Mod. Ref No.: 1760.0 SDG No.: E3ZW3  
 Matrix: (SOIL/SED/WATER) SOIL Lab Sample ID: H1533-08A  
 Sample wt/vol: 30.2 (g/mL) G Lab File ID: S4D5004.D  
 Level: (LOW/MED) LOW Extraction: (Type) SONC  
 % Moisture: 40 Decanted: (Y/N) N Date Received: 08/13/2009  
 Concentrated Extract Volume: 500 (uL) Date Extracted: 08/13/2009  
 Injection Volume: 2.0 (uL) GPC Factor: 2.00 Date Analyzed: 08/15/2009  
 GPC Cleanup: (Y/N) Y pH: 7.5 Dilution Factor: 1.0

CAS NO.	COMPOUND	CONCENTRATION UNITS:		Q
		(ug/L or ug/Kg)	UG/KG	
91-20-3	Naphthalene		170	J
91-57-6	2-Methylnaphthalene		670	
208-96-8	Acenaphthylene		340	
83-32-9	Acenaphthene		1600	

PRELIMINARY



1E - FORM I SV-2  
SEMIVOLATILE ORGANICS ANALYSIS DATA SHEET

EPA SAMPLE NO.

E3N04

Lab Name: MITKEM LABORATORIES Contract: EP-W-05-030  
 Lab Code: MITKEM Case No.: 38701 Mod. Ref No.: 1760.0 SDG No.: E3ZW3  
 Matrix: (SOIL/SED/WATER) SOIL Lab Sample ID: H1533-08A  
 Sample wt/vol: 30.2 (g/mL) G Lab File ID: S4D5004.D  
 Level: (LOW/MED) LOW Extraction: (Type) SONC  
 % Moisture: 40 Decanted: (Y/N) N Date Received: 08/13/2009  
 Concentrated Extract Volume: 500 (uL) Date Extracted: 08/13/2009  
 Injection Volume: 2.0 (uL) GPC Factor: 2.00 Date Analyzed: 08/15/2009  
 GPC Cleanup: (Y/N) Y pH: 7.5 Dilution Factor: 1.0

CAS NO.	COMPOUND	CONCENTRATION UNITS:		Q
		(ug/L or ug/Kg)	UG/KG	
86-73-7	Fluorene		2000	
85-01-8	Phenanthrene		6300	E
120-12-7	Anthracene		2100	
206-44-0	Fluoranthene		6900	E
129-00-0	Pyrene		6100	E
56-55-3	Benzo (a) anthracene		4900	E
218-01-9	Chrysene		5000	E
205-99-2	Benzo (b) fluoranthene		6200	E
207-08-9	Benzo (k) fluoranthene		2200	
50-32-8	Benzo (a) pyrene		4100	
193-39-5	Indeno (1, 2, 3-cd) pyrene		2600	
53-70-3	Dibenzo (a, h) anthracene		1100	
191-24-2	Benzo (g, h, i) perylene		730	

(1) Cannot be separated from Diphenylamine

PRELIMINARY

SOM01.2 (6/2007)

1D - FORM I SV-1  
SEMIVOLATILE ORGANICS ANALYSIS DATA SHEET

EPA SAMPLE NO.

E3N05

Lab Name: MITKEM LABORATORIES Contract: EP-W-05-030  
 Lab Code: MITKEM Case No.: 38701 Mod. Ref No.: 1760.0 SDG No.: E3ZW3  
 Matrix: (SOIL/SED/WATER) SOIL Lab Sample ID: H1533-09A  
 Sample wt/vol: 30.2 (g/mL) G Lab File ID: S4D5005.D  
 Level: (LOW/MED) LOW Extraction: (Type) SONC  
 % Moisture: 36 Decanted: (Y/N) N Date Received: 08/13/2009  
 Concentrated Extract Volume: 500 (uL) Date Extracted: 08/13/2009  
 Injection Volume: 2.0 (uL) GPC Factor: 2.00 Date Analyzed: 08/15/2009  
 GPC Cleanup: (Y/N) Y pH: 7.7 Dilution Factor: 1.0

CAS NO.	COMPOUND	CONCENTRATION UNITS:		Q
		(ug/L or ug/Kg)	UG/KG	
91-20-3	Naphthalene		130	J
91-57-6	2-Methylnaphthalene		690	
208-96-8	Acenaphthylene		370	
83-32-9	Acenaphthene		2200	

PRELIMINARY

SOM01.2 (6/2007)

1E - FORM I SV-2  
SEMIVOLATILE ORGANICS ANALYSIS DATA SHEET

EPA SAMPLE NO.

E3N05

Lab Name: MITKEM LABORATORIES Contract: EP-W-05-030  
 Lab Code: MITKEM Case No.: 38701 Mod. Ref No.: 1760.0 SDG No.: E3ZW3  
 Matrix: (SOIL/SED/WATER) SOIL Lab Sample ID: H1533-09A  
 Sample wt/vol: 30.2 (g/mL) G Lab File ID: S4D5005.D  
 Level: (LOW/MED) LOW Extraction: (Type) SONC  
 % Moisture: 36 Decanted: (Y/N) N Date Received: 08/13/2009  
 Concentrated Extract Volume: 500 (uL) Date Extracted: 08/13/2009  
 Injection Volume: 2.0 (uL) GPC Factor: 2.00 Date Analyzed: 08/15/2009  
 GPC Cleanup: (Y/N) Y pH: 7.7 Dilution Factor: 1.0

CAS NO.	COMPOUND	CONCENTRATION UNITS: (ug/L or ug/Kg)	UG/KG	Q
86-73-7	Fluorene		2800	
85-01-8	Phenanthrene		8000	E
120-12-7	Anthracene		3200	
206-44-0	Fluoranthene		9200	E
129-00-0	Pyrene		6800	E
56-55-3	Benzo(a)anthracene		4900	E
218-01-9	Chrysene		6200	E
205-99-2	Benzo(b)fluoranthene		7100	E
207-08-9	Benzo(k)fluoranthene		2300	
50-32-8	Benzo(a)pyrene		5200	E
193-39-5	Indeno(1,2,3-cd)pyrene		3400	
53-70-3	Dibenzo(a,h)anthracene		1800	
191-24-2	Benzo(g,h,i)perylene		1200	

(1) Cannot be separated from Diphenylamine

PRELIMINARY

SOM01.2 (6/2007)

1D - FORM I SV-1  
SEMIVOLATILE ORGANICS ANALYSIS DATA SHEET

EPA SAMPLE NO.

E3N06

Lab Name: MITKEM LABORATORIES Contract: EP-W-05-030  
 Lab Code: MITKEM Case No.: 38701 Mod. Ref No.: 1760.0 SDG No.: E3ZW3  
 Matrix: (SOIL/SED/WATER) SOIL Lab Sample ID: H1533-10A  
 Sample wt/vol: 30.3 (g/mL) G Lab File ID: S4D5006.D  
 Level: (LOW/MED) LOW Extraction: (Type) SONC  
 % Moisture: 36 Decanted: (Y/N) N Date Received: 08/13/2009  
 Concentrated Extract Volume: 500 (uL) Date Extracted: 08/13/2009  
 Injection Volume: 2.0 (uL) GPC Factor: 2.00 Date Analyzed: 08/15/2009  
 GPC Cleanup: (Y/N) Y pH: 7.0 Dilution Factor: 1.0

CAS NO.	COMPOUND	CONCENTRATION UNITS:		Q
		(ug/L or ug/Kg)	UG/KG	
91-20-3	Naphthalene		100	J
91-57-6	2-Methylnaphthalene		320	
208-96-8	Acenaphthylene		320	
83-32-9	Acenaphthene		1400	

PRELIMINARY

1E - FORM I SV-2  
SEMIVOLATILE ORGANICS ANALYSIS DATA SHEET

EPA SAMPLE NO.

E3N06

Lab Name: MITKEM LABORATORIES Contract: EP-W-05-030  
 Lab Code: MITKEM Case No.: 38701 Mod. Ref No.: 1760.0 SDG No.: E3ZW3  
 Matrix: (SOIL/SED/WATER) SOIL Lab Sample ID: H1533-10A  
 Sample wt/vol: 30.3 (g/mL) G Lab File ID: S4D5006.D  
 Level: (LOW/MED) LOW Extraction: (Type) SONC  
 % Moisture: 36 Decanted: (Y/N) N Date Received: 08/13/2009  
 Concentrated Extract Volume: 500 (uL) Date Extracted: 08/13/2009  
 Injection Volume: 2.0 (uL) GPC Factor: 2.00 Date Analyzed: 08/15/2009  
 GPC Cleanup: (Y/N) Y pH: 7.0 Dilution Factor: 1.0

CAS NO.	COMPOUND	CONCENTRATION UNITS:		Q
		(ug/L or ug/Kg)	UG/KG	
86-73-7	Fluorene		1700	
85-01-8	Phenanthrene		6100	E
120-12-7	Anthracene		2200	
206-44-0	Fluoranthene		7800	E
129-00-0	Pyrene		5500	E
56-55-3	Benzo(a)anthracene		3900	
218-01-9	Chrysene		5400	E
205-99-2	Benzo(b)fluoranthene		5500	E
207-08-9	Benzo(k)fluoranthene		1900	
50-32-8	Benzo(a)pyrene		3800	
193-39-5	Indeno(1,2,3-cd)pyrene		2300	
53-70-3	Dibenzo(a,h)anthracene		1000	
191-24-2	Benzo(g,h,i)perylene		1500	

(1) Cannot be separated from Diphenylamine

PRELIMINARY

1D - FORM I SV-1  
SEMIVOLATILE ORGANICS ANALYSIS DATA SHEET

EPA SAMPLE NO.

E3N07

Lab Name: MITKEM LABORATORIES Contract: EP-W-05-030  
 Lab Code: MITKEM Case No.: 38701 Mod. Ref No.: 1760.0 SDG No.: E3ZW3  
 Matrix: (SOIL/SED/WATER) SOIL Lab Sample ID: H1533-11A  
 Sample wt/vol: 30.1 (g/mL) G Lab File ID: S4D5007.D  
 Level: (LOW/MED) LOW Extraction: (Type) SONC  
 % Moisture: 51 Decanted: (Y/N) N Date Received: 08/13/2009  
 Concentrated Extract Volume: 500 (uL) Date Extracted: 08/13/2009  
 Injection Volume: 2.0 (uL) GPC Factor: 2.00 Date Analyzed: 08/15/2009  
 GPC Cleanup: (Y/N) Y pH: 7.9 Dilution Factor: 1.0

CAS NO.	COMPOUND	CONCENTRATION UNITS: (ug/L or ug/Kg)	UG/KG	Q
91-20-3	Naphthalene		2600	
91-57-6	2-Methylnaphthalene		620	
208-96-8	Acenaphthylene		370	
83-32-9	Acenaphthene		1500	

PRELIMINARY

1E - FORM I SV-2  
SEMIVOLATILE ORGANICS ANALYSIS DATA SHEET

EPA SAMPLE NO.

E3N07

Lab Name: MITKEM LABORATORIES Contract: EP-W-05-030  
 Lab Code: MITKEM Case No.: 38701 Mod. Ref No.: 1760.0 SDG No.: E3ZW3  
 Matrix: (SOIL/SED/WATER) SOIL Lab Sample ID: H1533-11A  
 Sample wt/vol: 30.1 (g/mL) G Lab File ID: S4D5007.D  
 Level: (LOW/MED) LOW Extraction: (Type) SONC  
 % Moisture: 51 Decanted: (Y/N) N Date Received: 08/13/2009  
 Concentrated Extract Volume: 500 (uL) Date Extracted: 08/13/2009  
 Injection Volume: 2.0 (uL) GPC Factor: 2.00 Date Analyzed: 08/15/2009  
 GPC Cleanup: (Y/N) Y pH: 7.9 Dilution Factor: 1.0

CAS NO.	COMPOUND	CONCENTRATION UNITS:		Q
		(ug/L or ug/Kg)	UG/KG	
86-73-7	Fluorene		2400	
85-01-8	Phenanthrene		9500	E
120-12-7	Anthracene		2900	
206-44-0	Fluoranthene		11000	E
129-00-0	Pyrene		8300	E
56-55-3	Benzo(a)anthracene		6100	E
218-01-9	Chrysene		6400	E
205-99-2	Benzo(b)fluoranthene		7000	E
207-08-9	Benzo(k)fluoranthene		3800	
50-32-8	Benzo(a)pyrene		5300	
193-39-5	Indeno(1,2,3-cd)pyrene		3700	
53-70-3	Dibenzo(a,h)anthracene		1500	
191-24-2	Benzo(g,h,i)perylene		2900	

(1) Cannot be separated from Diphenylamine

PRELIMINARY

1D - FORM I SV-1  
SEMIVOLATILE ORGANICS ANALYSIS DATA SHEET

EPA SAMPLE NO.

E3N08

Lab Name: MITKEM LABORATORIES Contract: EP-W-05-030  
 Lab Code: MITKEM Case No.: 38701 Mod. Ref No.: 1760.0 SDG No.: E3ZW3  
 Matrix: (SOIL/SED/WATER) SOIL Lab Sample ID: H1533-12A  
 Sample wt/vol: 30.1 (g/mL) G Lab File ID: S4D5008.D  
 Level: (LOW/MED) LOW Extraction: (Type) SONC  
 % Moisture: 50 Decanted: (Y/N) N Date Received: 08/13/2009  
 Concentrated Extract Volume: 500 (uL) Date Extracted: 08/13/2009  
 Injection Volume: 2.0 (uL) GPC Factor: 2.00 Date Analyzed: 08/15/2009  
 GPC Cleanup: (Y/N) Y pH: 8.0 Dilution Factor: 1.0

CAS NO.	COMPOUND	CONCENTRATION UNITS: (ug/L or ug/Kg)	UG/KG	Q
91-20-3	Naphthalene		3200	
91-57-6	2-Methylnaphthalene		740	
208-96-8	Acenaphthylene		530	
83-32-9	Acenaphthene		1900	

PRELIMINARY



1E - FORM I SV-2  
SEMIVOLATILE ORGANICS ANALYSIS DATA SHEET

EPA SAMPLE NO.

E3N08

Lab Name: MITKEM LABORATORIES Contract: EP-W-05-030  
 Lab Code: MITKEM Case No.: 38701 Mod. Ref No.: 1760.0 SDG No.: E3ZW3  
 Matrix: (SOIL/SED/WATER) SOIL Lab Sample ID: H1533-12A  
 Sample wt/vol: 30.1 (g/mL) G Lab File ID: S4D5008.D  
 Level: (LOW/MED) LOW Extraction: (Type) SONC  
 % Moisture: 50 Decanted: (Y/N) N Date Received: 08/13/2009  
 Concentrated Extract Volume: 500 (uL) Date Extracted: 08/13/2009  
 Injection Volume: 2.0 (uL) GPC Factor: 2.00 Date Analyzed: 08/15/2009  
 GPC Cleanup: (Y/N) Y pH: 8.0 Dilution Factor: 1.0

CAS NO.	COMPOUND	CONCENTRATION UNITS: <u>UG/KG</u> (ug/L or ug/Kg)	<u>Q</u>
86-73-7	Fluorene	2900	
85-01-8	Phenanthrene	9500	E
120-12-7	Anthracene	3300	
206-44-0	Fluoranthene	11000	E
129-00-0	Pyrene	8100	E
56-55-3	Benzo(a)anthracene	6800	E
218-01-9	Chrysene	6400	E
205-99-2	Benzo(b)fluoranthene	8800	E
207-08-9	Benzo(k)fluoranthene	2300	
50-32-8	Benzo(a)pyrene	6200	E
193-39-5	Indeno(1,2,3-cd)pyrene	4600	
53-70-3	Dibenzo(a,h)anthracene	2500	
191-24-2	Benzo(g,h,i)perylene	3900	

(1) Cannot be separated from Diphenylamine

PRELIMINARY

1D - FORM I SV-1  
SEMIVOLATILE ORGANICS ANALYSIS DATA SHEET

EPA SAMPLE NO.

E3N09

Lab Name: MITKEM LABORATORIES Contract: EP-W-05-030  
 Lab Code: MITKEM Case No.: 38701 Mod. Ref No.: 1760.0 SDG No.: E3ZW3  
 Matrix: (SOIL/SED/WATER) SOIL Lab Sample ID: H1533-13A  
 Sample wt/vol: 30.1 (g/mL) G Lab File ID: S4D5009.D  
 Level: (LOW/MED) LOW Extraction: (Type) SONC  
 % Moisture: 47 Decanted: (Y/N) N Date Received: 08/13/2009  
 Concentrated Extract Volume: 500 (uL) Date Extracted: 08/13/2009  
 Injection Volume: 2.0 (uL) GPC Factor: 2.00 Date Analyzed: 08/15/2009  
 GPC Cleanup: (Y/N) Y pH: 8.0 Dilution Factor: 1.0

CAS NO.	COMPOUND	CONCENTRATION UNITS:		Q
		(ug/L or ug/Kg)	UG/KG	
91-20-3	Naphthalene		930	
91-57-6	2-Methylnaphthalene		750	
208-96-8	Acenaphthylene		540	
83-32-9	Acenaphthene		4000	

PRELIMINARY

1E - FORM I SV-2  
SEMIVOLATILE ORGANICS ANALYSIS DATA SHEET

EPA SAMPLE NO.

E3N09

Lab Name: MITKEM LABORATORIES Contract: EP-W-05-030  
 Lab Code: MITKEM Case No.: 38701 Mod. Ref No.: 1760.0 SDG No.: E3ZW3  
 Matrix: (SOIL/SED/WATER) SOIL Lab Sample ID: H1533-13A  
 Sample wt/vol: 30.1 (g/mL) G Lab File ID: S4D5009.D  
 Level: (LOW/MED) LOW Extraction: (Type) SONC  
 % Moisture: 47 Decanted: (Y/N) N Date Received: 08/13/2009  
 Concentrated Extract Volume: 500 (uL) Date Extracted: 08/13/2009  
 Injection Volume: 2.0 (uL) GPC Factor: 2.00 Date Analyzed: 08/15/2009  
 GPC Cleanup: (Y/N) Y pH: 8.0 Dilution Factor: 1.0

CAS NO.	COMPOUND	CONCENTRATION UNITS: (ug/L or ug/Kg)	UG/KG	Q
86-73-7	Fluorene		5200	E
85-01-8	Phenanthrene		11000	E
120-12-7	Anthracene		4300	
206-44-0	Fluoranthene		12000	E
129-00-0	Pyrene		9700	E
56-55-3	Benzo(a)anthracene		7500	E
218-01-9	Chrysene		6500	E
205-99-2	Benzo(b)fluoranthene		8600	E
207-08-9	Benzo(k)fluoranthene		3200	
50-32-8	Benzo(a)pyrene		6300	E
193-39-5	Indeno(1,2,3-cd)pyrene		4500	
53-70-3	Dibenzo(a,h)anthracene		2200	
191-24-2	Benzo(g,h,i)perylene		3700	

(1) Cannot be separated from Diphenylamine

PRELIMINARY

1D - FORM I SV-1  
SEMIVOLATILE ORGANICS ANALYSIS DATA SHEET

EPA SAMPLE NO.

E3N09MS

Lab Name: MITKEM LABORATORIES Contract: EP-W-05-030  
 Lab Code: MITKEM Case No.: 38701 Mod. Ref No.: 1760.0 SDG No.: E3ZW3  
 Matrix: (SOIL/SED/WATER) SOIL Lab Sample ID: H1533-13AMS  
 Sample wt/vol: 30.0 (g/mL) G Lab File ID: S4D5010.D  
 Level: (LOW/MED) LOW Extraction: (Type) SONC  
 % Moisture: 47 Decanted: (Y/N) N Date Received: 08/13/2009  
 Concentrated Extract Volume: 500 (uL) Date Extracted: 08/13/2009  
 Injection Volume: 2.0 (uL) GPC Factor: 2.00 Date Analyzed: 08/15/2009  
 GPC Cleanup: (Y/N) Y pH: 8.0 Dilution Factor: 1.0

CAS NO.	COMPOUND	CONCENTRATION UNITS: (ug/L or ug/Kg)	UG/KG	Q
91-20-3	Naphthalene		1900	
91-57-6	2-Methylnaphthalene		1300	
208-96-8	Acenaphthylene		450	
83-32-9	Acenaphthene		5700	E

PRELIMINARY

1E - FORM I SV-2  
SEMIVOLATILE ORGANICS ANALYSIS DATA SHEET

EPA SAMPLE NO.

E3N09MS

Lab Name: MITKEM LABORATORIES Contract: EP-W-05-030  
 Lab Code: MITKEM Case No.: 38701 Mod. Ref No.: 1760.0 SDG No.: E3ZW3  
 Matrix: (SOIL/SED/WATER) SOIL Lab Sample ID: H1533-13AMS  
 Sample wt/vol: 30.0 (g/mL) G Lab File ID: S4D5010.D  
 Level: (LOW/MED) LOW Extraction: (Type) SONC  
 % Moisture: 47 Decanted: (Y/N) N Date Received: 08/13/2009  
 Concentrated Extract Volume: 500 (uL) Date Extracted: 08/13/2009  
 Injection Volume: 2.0 (uL) GPC Factor: 2.00 Date Analyzed: 08/15/2009  
 GPC Cleanup: (Y/N) Y pH: 8.0 Dilution Factor: 1.0

CAS NO.	COMPOUND	CONCENTRATION UNITS:	
		ug/L or ug/Kg	UG/KG
86-73-7	Fluorene	5300	E
85-01-8	Phenanthrene	11000	E
120-12-7	Anthracene	4400	
206-44-0	Fluoranthene	12000	E
129-00-0	Pyrene	12000	E
56-55-3	Benzo(a)anthracene	8600	E
218-01-9	Chrysene	8900	E
205-99-2	Benzo(b)fluoranthene	10000	E
207-08-9	Benzo(k)fluoranthene	4500	
50-32-8	Benzo(a)pyrene	7900	E
193-39-5	Indeno(1,2,3-cd)pyrene	4800	
53-70-3	Dibenzo(a,h)anthracene	2300	
191-24-2	Benzo(g,h,i)perylene	4300	

(1) Cannot be separated from Diphenylamine

PRELIMINARY

1D - FORM I SV-1  
SEMIVOLATILE ORGANICS ANALYSIS DATA SHEET

EPA SAMPLE NO.

E3N09MSD

Lab Name: MITKEM LABORATORIES Contract: EP-W-05-030  
 Lab Code: MITKEM Case No.: 38701 Mod. Ref No.: 1760.0 SDG No.: E3ZW3  
 Matrix: (SOIL/SED/WATER) SOIL Lab Sample ID: H1533-13AMSD  
 Sample wt/vol: 30.0 (g/mL) G Lab File ID: S4D5011.D  
 Level: (LOW/MED) LOW Extraction: (Type) SONC  
 % Moisture: 47 Decanted: (Y/N) N Date Received: 08/13/2009  
 Concentrated Extract Volume: 500 (uL) Date Extracted: 08/13/2009  
 Injection Volume: 2.0 (uL) GPC Factor: 2.00 Date Analyzed: 08/15/2009  
 GPC Cleanup: (Y/N) Y pH: 8.0 Dilution Factor: 1.0

CAS NO.	COMPOUND	CONCENTRATION UNITS:		Q
		(ug/L or ug/Kg)	UG/KG	
91-20-3	Naphthalene		2300	
91-57-6	2-Methylnaphthalene		1300	
208-96-8	Acenaphthylene		650	
83-32-9	Acenaphthene		5600	E

PRELIMINARY

1E - FORM I SV-2  
SEMIVOLATILE ORGANICS ANALYSIS DATA SHEET

EPA SAMPLE NO.

E3N09MSD

Lab Name: MITKEM LABORATORIES Contract: EP-W-05-030  
 Lab Code: MITKEM Case No.: 38701 Mod. Ref No.: 1760.0 SDG No.: E3ZW3  
 Matrix: (SOIL/SED/WATER) SOIL Lab Sample ID: H1533-13AMSD  
 Sample wt/vol: 30.0 (g/mL) G Lab File ID: S4D5011.D  
 Level: (LOW/MED) LOW Extraction: (Type) SONC  
 % Moisture: 47 Decanted: (Y/N) N Date Received: 08/13/2009  
 Concentrated Extract Volume: 500 (uL) Date Extracted: 08/13/2009  
 Injection Volume: 2.0 (uL) GPC Factor: 2.00 Date Analyzed: 08/15/2009  
 GPC Cleanup: (Y/N) Y pH: 8.0 Dilution Factor: 1.0

CAS NO.	COMPOUND	CONCENTRATION UNITS:	
		(ug/L or ug/Kg)	UG/KG
86-73-7	Fluorene	5100	E
85-01-8	Phenanthrene	11000	E
120-12-7	Anthracene	4300	
206-44-0	Fluoranthene	13000	E
129-00-0	Pyrene	13000	E
56-55-3	Benzo(a)anthracene	9400	E
218-01-9	Chrysene	8800	E
205-99-2	Benzo(b)fluoranthene	13000	E
207-08-9	Benzo(k)fluoranthene	5700	E
50-32-8	Benzo(a)pyrene	8100	E
193-39-5	Indeno(1,2,3-cd)pyrene	5300	E
53-70-3	Dibenzo(a,h)anthracene	2400	
191-24-2	Benzo(g,h,i)perylene	4300	

(1) Cannot be separated from Diphenylamine

PRELIMINARY

1D - FORM I SV-1  
SEMIVOLATILE ORGANICS ANALYSIS DATA SHEET

EPA SAMPLE NO.

E3N27

Lab Name: MITKEM LABORATORIES Contract: EP-W-05-030  
 Lab Code: MITKEM Case No.: 38701 Mod. Ref No.: 1760.0 SDG No.: E3ZW3  
 Matrix: (SOIL/SED/WATER) SOIL Lab Sample ID: H1533-14A  
 Sample wt/vol: 30.2 (g/mL) G Lab File ID: S4D5012.D  
 Level: (LOW/MED) LOW Extraction: (Type) SONC  
 % Moisture: 33 Decanted: (Y/N) N Date Received: 08/13/2009  
 Concentrated Extract Volume: 500 (uL) Date Extracted: 08/13/2009  
 Injection Volume: 2.0 (uL) GPC Factor: 2.00 Date Analyzed: 08/15/2009  
 GPC Cleanup: (Y/N) Y pH: 7.3 Dilution Factor: 1.0

CAS NO.	COMPOUND	CONCENTRATION UNITS:		Q
		(ug/L or ug/Kg)	UG/KG	
91-20-3	Naphthalene		1100	
91-57-6	2-Methylnaphthalene		1100	
208-96-8	Acenaphthylene		630	
83-32-9	Acenaphthene		2300	

PRELIMINARY

SOM01.2 (6/2007)



1E - FORM I SV-2  
SEMIVOLATILE ORGANICS ANALYSIS DATA SHEET

EPA SAMPLE NO.

E3N27

Lab Name: MITKEM LABORATORIES Contract: EP-W-05-030  
 Lab Code: MITKEM Case No.: 38701 Mod. Ref No.: 1760.0 SDG No.: E3ZW3  
 Matrix: (SOIL/SED/WATER) SOIL Lab Sample ID: H1533-14A  
 Sample wt/vol: 30.2 (g/mL) G Lab File ID: S4D5012.D  
 Level: (LOW/MED) LOW Extraction: (Type) SONC  
 % Moisture: 33 Decanted: (Y/N) N Date Received: 08/13/2009  
 Concentrated Extract Volume: 500 (uL) Date Extracted: 08/13/2009  
 Injection Volume: 2.0 (uL) GPC Factor: 2.00 Date Analyzed: 08/15/2009  
 GPC Cleanup: (Y/N) Y pH: 7.3 Dilution Factor: 1.0

CAS NO.	COMPOUND	CONCENTRATION UNITS:		Q
		(ug/L or ug/Kg)	UG/KG	
86-73-7	Fluorene		3600	
85-01-8	Phenanthrene		11000	E
120-12-7	Anthracene		4500	E
206-44-0	Fluoranthene		13000	E
129-00-0	Pyrene		10000	E
56-55-3	Benzo(a)anthracene		8500	E
218-01-9	Chrysene		6900	E
205-99-2	Benzo(b)fluoranthene		9800	E
207-08-9	Benzo(k)fluoranthene		4000	E
50-32-8	Benzo(a)pyrene		6900	E
193-39-5	Indeno(1,2,3-cd)pyrene		4300	E
53-70-3	Dibenzo(a,h)anthracene		1900	
191-24-2	Benzo(g,h,i)perylene		2900	

(1) Cannot be separated from Diphenylamine

PRELIMINARY

1D - FORM I SV-1  
SEMIVOLATILE ORGANICS ANALYSIS DATA SHEET

EPA SAMPLE NO.

E3N28

Lab Name: MITKEM LABORATORIES Contract: EP-W-05-030  
 Lab Code: MITKEM Case No.: 38701 Mod. Ref No.: 1760.0 SDG No.: E3ZW3  
 Matrix: (SOIL/SED/WATER) SOIL Lab Sample ID: H1533-15A  
 Sample wt/vol: 30.2 (g/mL) G Lab File ID: S4D5013.D  
 Level: (LOW/MED) LOW Extraction: (Type) SONC  
 % Moisture: 40 Decanted: (Y/N) N Date Received: 08/13/2009  
 Concentrated Extract Volume: 500 (uL) Date Extracted: 08/13/2009  
 Injection Volume: 2.0 (uL) GPC Factor: 2.00 Date Analyzed: 08/15/2009  
 GPC Cleanup: (Y/N) Y pH: 7.5 Dilution Factor: 1.0

CAS NO.	COMPOUND	CONCENTRATION UNITS: (ug/L or ug/Kg)	UG/KG	Q
91-20-3	Naphthalene		230	J
91-57-6	2-Methylnaphthalene		530	
208-96-8	Acenaphthylene		560	
83-32-9	Acenaphthene		1000	

PRELIMINARY

1E - FORM I SV-2  
SEMIVOLATILE ORGANICS ANALYSIS DATA SHEET

EPA SAMPLE NO.

E3N28

Lab Name: MITKEM LABORATORIES Contract: EP-W-05-030  
 Lab Code: MITKEM Case No.: 38701 Mod. Ref No.: 1760.0 SDG No.: E3ZW3  
 Matrix: (SOIL/SED/WATER) SOIL Lab Sample ID: H1533-15A  
 Sample wt/vol: 30.2 (g/mL) G Lab File ID: S4D5013.D  
 Level: (LOW/MED) LOW Extraction: (Type) SONC  
 % Moisture: 40 Decanted: (Y/N) N Date Received: 08/13/2009  
 Concentrated Extract Volume: 500 (uL) Date Extracted: 08/13/2009  
 Injection Volume: 2.0 (uL) GPC Factor: 2.00 Date Analyzed: 08/15/2009  
 GPC Cleanup: (Y/N) Y pH: 7.5 Dilution Factor: 1.0

CAS NO.	COMPOUND	CONCENTRATION UNITS:		Q
		(ug/L or ug/Kg)	UG/KG	
86-73-7	Fluorene		1800	
85-01-8	Phenanthrene		8600	E
120-12-7	Anthracene		2800	
206-44-0	Fluoranthene		11000	E
129-00-0	Pyrene		8700	E
56-55-3	Benzo(a)anthracene		5700	E
218-01-9	Chrysene		7300	E
205-99-2	Benzo(b)fluoranthene		9300	E
207-08-9	Benzo(k)fluoranthene		2400	
50-32-8	Benzo(a)pyrene		5900	E
193-39-5	Indeno(1,2,3-cd)pyrene		3300	
53-70-3	Dibenzo(a,h)anthracene		1500	
191-24-2	Benzo(g,h,i)perylene		2700	

(1) Cannot be separated from Diphenylamine

PRELIMINARY

SOM01.2 (6/2007)

1D - FORM I SV-1  
SEMIVOLATILE ORGANICS ANALYSIS DATA SHEET

EPA SAMPLE NO.

E3N29

Lab Name: MITKEM LABORATORIES Contract: EP-W-05-030  
 Lab Code: MITKEM Case No.: 38701 Mod. Ref No.: 1760.0 SDG No.: E3ZW3  
 Matrix: (SOIL/SED/WATER) SOIL Lab Sample ID: H1533-16A  
 Sample wt/vol: 30.1 (g/mL) G Lab File ID: S4D5032.D  
 Level: (LOW/MED) LOW Extraction: (Type) SONC  
 % Moisture: 37 Decanted: (Y/N) N Date Received: 08/13/2009  
 Concentrated Extract Volume: 500 (uL) Date Extracted: 08/13/2009  
 Injection Volume: 2.0 (uL) GPC Factor: 2.00 Date Analyzed: 08/15/2009  
 GPC Cleanup: (Y/N) Y pH: 7.5 Dilution Factor: 1.0

CAS NO.	COMPOUND	CONCENTRATION UNITS:		Q
		(ug/L or ug/Kg)	UG/KG	
91-20-3	Naphthalene		280	
91-57-6	2-Methylnaphthalene		630	
208-96-8	Acenaphthylene		730	
83-32-9	Acenaphthene		1500	

PRELIMINARY

SOM01.2 (6/2007)

1E - FORM I SV-2  
SEMIVOLATILE ORGANICS ANALYSIS DATA SHEET

EPA SAMPLE NO.

E3N29

Lab Name: MITKEM LABORATORIES Contract: EP-W-05-030  
 Lab Code: MITKEM Case No.: 38701 Mod. Ref No.: 1760.0 SDG No.: E3ZW3  
 Matrix: (SOIL/SED/WATER) SOIL Lab Sample ID: H1533-16A  
 Sample wt/vol: 30.1 (g/mL) G Lab File ID: S4D5032.D  
 Level: (LOW/MED) LOW Extraction: (Type) SONC  
 % Moisture: 37 Decanted: (Y/N) N Date Received: 08/13/2009  
 Concentrated Extract Volume: 500 (uL) Date Extracted: 08/13/2009  
 Injection Volume: 2.0 (uL) GPC Factor: 2.00 Date Analyzed: 08/15/2009  
 GPC Cleanup: (Y/N) Y pH: 7.5 Dilution Factor: 1.0

CAS NO.	COMPOUND	CONCENTRATION UNITS: (ug/L or ug/Kg)	UG/KG	Q
86-73-7	Fluorene		2300	
85-01-8	Phenanthrene		8800	E
120-12-7	Anthracene		3300	
206-44-0	Fluoranthene		11000	E
129-00-0	Pyrene		10000	E
56-55-3	Benzo(a)anthracene		7500	E
218-01-9	Chrysene		7800	E
205-99-2	Benzo(b)fluoranthene		11000	E
207-08-9	Benzo(k)fluoranthene		10000	E
50-32-8	Benzo(a)pyrene		6100	E
193-39-5	Indeno(1,2,3-cd)pyrene		4100	
53-70-3	Dibenzo(a,h)anthracene		2100	
191-24-2	Benzo(g,h,i)perylene		4200	

(1) Cannot be separated from Diphenylamine

PRELIMINARY

SOM01.2 (6/2007)

1D - FORM I SV-1  
SEMIVOLATILE ORGANICS ANALYSIS DATA SHEET

EPA SAMPLE NO.

E3N30

Lab Name: MITKEM LABORATORIES Contract: EP-W-05-030  
 Lab Code: MITKEM Case No.: 38701 Mod. Ref No.: 1760.0 SDG No.: E3ZW3  
 Matrix: (SOIL/SED/WATER) SOIL Lab Sample ID: H1533-17A  
 Sample wt/vol: 30.0 (g/mL) G Lab File ID: S4D5033.D  
 Level: (LOW/MED) LOW Extraction: (Type) SONC  
 % Moisture: 40 Decanted: (Y/N) N Date Received: 08/13/2009  
 Concentrated Extract Volume: 500 (uL) Date Extracted: 08/13/2009  
 Injection Volume: 2.0 (uL) GPC Factor: 2.00 Date Analyzed: 08/15/2009  
 GPC Cleanup: (Y/N) Y pH: 7.6 Dilution Factor: 1.0

CAS NO.	COMPOUND	CONCENTRATION UNITS:		Q
		(ug/L or ug/Kg)	UG/KG	
91-20-3	Naphthalene		470	
91-57-6	2-Methylnaphthalene		580	
208-96-8	Acenaphthylene		570	
83-32-9	Acenaphthene		1600	

PRELIMINARY

SOM01.2 (6/2007)

1E - FORM I SV-2  
SEMIVOLATILE ORGANICS ANALYSIS DATA SHEET

EPA SAMPLE NO.

E3N30

Lab Name: MITKEM LABORATORIES Contract: EP-W-05-030  
 Lab Code: MITKEM Case No.: 38701 Mod. Ref No.: 1760.0 SDG No.: E3ZW3  
 Matrix: (SOIL/SED/WATER) SOIL Lab Sample ID: H1533-17A  
 Sample wt/vol: 30.0 (g/mL) G Lab File ID: S4D5033.D  
 Level: (LOW/MED) LOW Extraction: (Type) SONC  
 % Moisture: 40 Decanted: (Y/N) N Date Received: 08/13/2009  
 Concentrated Extract Volume: 500 (uL) Date Extracted: 08/13/2009  
 Injection Volume: 2.0 (uL) GPC Factor: 2.00 Date Analyzed: 08/15/2009  
 GPC Cleanup: (Y/N) Y pH: 7.6 Dilution Factor: 1.0

CAS NO.	COMPOUND	CONCENTRATION UNITS: (ug/L or ug/Kg)	UG/KG	Q
86-73-7	Fluorene		2300	
85-01-8	Phenanthrene		10000	E
120-12-7	Anthracene		3300	
206-44-0	Fluoranthene		13000	E
129-00-0	Pyrene		12000	E
56-55-3	Benzo(a)anthracene		9300	E
218-01-9	Chrysene		8500	E
205-99-2	Benzo(b)fluoranthene		11000	E
207-08-9	Benzo(k)fluoranthene		3400	
50-32-8	Benzo(a)pyrene		7600	E
193-39-5	Indeno(1,2,3-cd)pyrene		4500	E
53-70-3	Dibenzo(a,h)anthracene		2000	
191-24-2	Benzo(g,h,i)perylene		4100	

(1) Cannot be separated from Diphenylamine

PRELIMINARY

SOM01.2 (6/2007)

1D - FORM I SV-1  
SEMIVOLATILE ORGANICS ANALYSIS DATA SHEET

EPA SAMPLE NO.

E3N31

Lab Name: MITKEM LABORATORIES Contract: EP-W-05-030  
 Lab Code: MITKEM Case No.: 38701 Mod. Ref No.: 1760.0 SDG No.: E3ZW3  
 Matrix: (SOIL/SED/WATER) SOIL Lab Sample ID: H1533-18A  
 Sample wt/vol: 30.1 (g/mL) G Lab File ID: S4D5034.D  
 Level: (LOW/MED) LOW Extraction: (Type) SONC  
 % Moisture: 32 Decanted: (Y/N) N Date Received: 08/13/2009  
 Concentrated Extract Volume: 500 (uL) Date Extracted: 08/13/2009  
 Injection Volume: 2.0 (uL) GPC Factor: 2.00 Date Analyzed: 08/15/2009  
 GPC Cleanup: (Y/N) Y pH: 7.8 Dilution Factor: 1.0

CAS NO.	COMPOUND	CONCENTRATION UNITS:		Q
		(ug/L or ug/Kg)	UG/KG	
91-20-3	Naphthalene		310	
91-57-6	2-Methylnaphthalene		250	J
208-96-8	Acenaphthylene		240	J
83-32-9	Acenaphthene		820	

PRELIMINARY



1E - FORM I SV-2  
SEMIVOLATILE ORGANICS ANALYSIS DATA SHEET

EPA SAMPLE NO.

E3N31

Lab Name: MITKEM LABORATORIES Contract: EP-W-05-030  
 Lab Code: MITKEM Case No.: 38701 Mod. Ref No.: 1760.0 SDG No.: E3ZW3  
 Matrix: (SOIL/SED/WATER) SOIL Lab Sample ID: H1533-18A  
 Sample wt/vol: 30.1 (g/mL) G Lab File ID: S4D5034.D  
 Level: (LOW/MED) LOW Extraction: (Type) SONC  
 % Moisture: 32 Decanted: (Y/N) N Date Received: 08/13/2009  
 Concentrated Extract Volume: 500 (uL) Date Extracted: 08/13/2009  
 Injection Volume: 2.0 (uL) GPC Factor: 2.00 Date Analyzed: 08/15/2009  
 GPC Cleanup: (Y/N) Y pH: 7.8 Dilution Factor: 1.0

CAS NO.	COMPOUND	CONCENTRATION UNITS: (ug/L or ug/Kg)	UG/KG	Q
86-73-7	Fluorene		1300	
85-01-8	Phenanthrene		6300	E
120-12-7	Anthracene		1900	
206-44-0	Fluoranthene		7400	E
129-00-0	Pyrene		6500	E
56-55-3	Benzo(a)anthracene		3800	
218-01-9	Chrysene		4600	E
205-99-2	Benzo(b)fluoranthene		4400	E
207-08-9	Benzo(k)fluoranthene		2100	
50-32-8	Benzo(a)pyrene		3200	
193-39-5	Indeno(1,2,3-cd)pyrene		1600	
53-70-3	Dibenzo(a,h)anthracene		670	
191-24-2	Benzo(g,h,i)perylene		1500	

(1) Cannot be separated from Diphenylamine

PRELIMINARY

SOM01.2 (6/2007)

1D - FORM I SV-1  
SEMIVOLATILE ORGANICS ANALYSIS DATA SHEET

EPA SAMPLE NO.

E3N32

Lab Name: MITKEM LABORATORIES Contract: EP-W-05-030  
 Lab Code: MITKEM Case No.: 38701 Mod. Ref No.: 1760.0 SDG No.: E3ZW3  
 Matrix: (SOIL/SED/WATER) SOIL Lab Sample ID: H1533-19A  
 Sample wt/vol: 30.1 (g/mL) G Lab File ID: S4D5035.D  
 Level: (LOW/MED) LOW Extraction: (Type) SONC  
 % Moisture: 19 Decanted: (Y/N) N Date Received: 08/13/2009  
 Concentrated Extract Volume: 500 (uL) Date Extracted: 08/13/2009  
 Injection Volume: 2.0 (uL) GPC Factor: 2.00 Date Analyzed: 08/15/2009  
 GPC Cleanup: (Y/N) Y pH: 7.1 Dilution Factor: 1.0

CAS NO.	COMPOUND	CONCENTRATION UNITS:		Q
		(ug/L or ug/Kg)	UG/KG	
91-20-3	Naphthalene		76	J
91-57-6	2-Methylnaphthalene		83	J
208-96-8	Acenaphthylene		230	
83-32-9	Acenaphthene		860	

PRELIMINARY

1E - FORM I SV-2  
SEMIVOLATILE ORGANICS ANALYSIS DATA SHEET

EPA SAMPLE NO.

E3N32

Lab Name: MITKEM LABORATORIES Contract: EP-W-05-030  
 Lab Code: MITKEM Case No.: 38701 Mod. Ref No.: 1760.0 SDG No.: E3ZW3  
 Matrix: (SOIL/SED/WATER) SOIL Lab Sample ID: H1533-19A  
 Sample wt/vol: 30.1 (g/mL) G Lab File ID: S4D5035.D  
 Level: (LOW/MED) LOW Extraction: (Type) SONC  
 % Moisture: 19 Decanted: (Y/N) N Date Received: 08/13/2009  
 Concentrated Extract Volume: 500 (uL) Date Extracted: 08/13/2009  
 Injection Volume: 2.0 (uL) GPC Factor: 2.00 Date Analyzed: 08/15/2009  
 GPC Cleanup: (Y/N) Y pH: 7.1 Dilution Factor: 1.0

CAS NO.	COMPOUND	CONCENTRATION UNITS:		Q
		(ug/L or ug/Kg)	UG/KG	
86-73-7	Fluorene		1100	
85-01-8	Phenanthrene		5600	E
120-12-7	Anthracene		1800	
206-44-0	Fluoranthene		7300	E
129-00-0	Pyrene		6400	E
56-55-3	Benzo(a)anthracene		3900	E
218-01-9	Chrysene		4200	E
205-99-2	Benzo(b)fluoranthene		4900	E
207-08-9	Benzo(k)fluoranthene		1900	
50-32-8	Benzo(a)pyrene		3500	E
193-39-5	Indeno(1,2,3-cd)pyrene		2000	
53-70-3	Dibenzo(a,h)anthracene		780	
191-24-2	Benzo(g,h,i)perylene		1900	

(1) Cannot be separated from Diphenylamine

PRELIMINARY  
SOM01.2 (6/2007)

1D - FORM I SV-1  
SEMIVOLATILE ORGANICS ANALYSIS DATA SHEET

EPA SAMPLE NO.

E3N33

Lab Name: MITKEM LABORATORIES Contract: EP-W-05-030  
 Lab Code: MITKEM Case No.: 38701 Mod. Ref No.: 1760.0 SDG No.: E3ZW3  
 Matrix: (SOIL/SED/WATER) SOIL Lab Sample ID: H1533-20A  
 Sample wt/vol: 30.2 (g/mL) G Lab File ID: S4D5036.D  
 Level: (LOW/MED) LOW Extraction: (Type) SONC  
 % Moisture: 15 Decanted: (Y/N) N Date Received: 08/13/2009  
 Concentrated Extract Volume: 500 (uL) Date Extracted: 08/13/2009  
 Injection Volume: 2.0 (uL) GPC Factor: 2.00 Date Analyzed: 08/15/2009  
 GPC Cleanup: (Y/N) N pH: 7.5 Dilution Factor: 1.0

CAS NO.	COMPOUND	CONCENTRATION UNITS:		Q
		(ug/L or ug/Kg)	UG/KG	
91-20-3	Naphthalene		40	J
91-57-6	2-Methylnaphthalene		140	J
208-96-8	Acenaphthylene		48	J
83-32-9	Acenaphthene		160	J

PRELIMINARY

SOM01.2 (6/2007)

1E - FORM I SV-2  
SEMIVOLATILE ORGANICS ANALYSIS DATA SHEET

EPA SAMPLE NO.

E3N33

Lab Name: MITKEM LABORATORIES Contract: EP-W-05-030  
 Lab Code: MITKEM Case No.: 38701 Mod. Ref No.: 1760.0 SDG No.: E3ZW3  
 Matrix: (SOIL/SED/WATER) SOIL Lab Sample ID: H1533-20A  
 Sample wt/vol: 30.2 (g/mL) G Lab File ID: S4D5036.D  
 Level: (LOW/MED) LOW Extraction: (Type) SONC  
 % Moisture: 15 Decanted: (Y/N) N Date Received: 08/13/2009  
 Concentrated Extract Volume: 500 (uL) Date Extracted: 08/13/2009  
 Injection Volume: 2.0 (uL) GPC Factor: 2.00 Date Analyzed: 08/15/2009  
 GPC Cleanup: (Y/N) N pH: 7.5 Dilution Factor: 1.0

CAS NO.	COMPOUND	CONCENTRATION UNITS:		Q
		(ug/L or ug/Kg)	UG/KG	
86-73-7	Fluorene		150	J
85-01-8	Phenanthrene		770	
120-12-7	Anthracene		190	J
206-44-0	Fluoranthene		1100	
129-00-0	Pyrene		840	
56-55-3	Benzo(a)anthracene		380	
218-01-9	Chrysene		580	
205-99-2	Benzo(b)fluoranthene		470	
207-08-9	Benzo(k)fluoranthene		220	
50-32-8	Benzo(a)pyrene		320	
193-39-5	Indeno(1,2,3-cd)pyrene		160	J
53-70-3	Dibenzo(a,h)anthracene		44	J
191-24-2	Benzo(g,h,i)perylene		160	J

(1) Cannot be separated from Diphenylamine

PRELIMINARY

SOM01.2 (6/2007)

1D - FORM I SV-1  
SEMIVOLATILE ORGANICS ANALYSIS DATA SHEET

EPA SAMPLE NO.

E3ZW3

Lab Name: MITKEM LABORATORIES Contract: EP-W-05-030  
 Lab Code: MITKEM Case No.: 38701 Mod. Ref No.: 1760.0 SDG No.: E3ZW3  
 Matrix: (SOIL/SED/WATER) SOIL Lab Sample ID: H1533-01A  
 Sample wt/vol: 30.1 (g/mL) G Lab File ID: S4D4978.D  
 Level: (LOW/MED) LOW Extraction: (Type) SONC  
 % Moisture: 13 Decanted: (Y/N) N Date Received: 08/12/2009  
 Concentrated Extract Volume: 500 (uL) Date Extracted: 08/12/2009  
 Injection Volume: 2.0 (uL) GPC Factor: 2.00 Date Analyzed: 08/14/2009  
 GPC Cleanup: (Y/N) Y pH: 7.7 Dilution Factor: 1.0

CAS NO.	COMPOUND	CONCENTRATION UNITS:	
		(ug/L or ug/Kg)	UG/KG
91-20-3	Naphthalene	1900	U
91-57-6	2-Methylnaphthalene	1900	U
208-96-8	Acenaphthylene	1900	U
83-32-9	Acenaphthene	1900	U

PRELIMINARY

SOM01.2 (6/2007)

1E - FORM I SV-2  
SEMIVOLATILE ORGANICS ANALYSIS DATA SHEET

EPA SAMPLE NO.

E3ZW3

Lab Name: MITKEM LABORATORIES Contract: EP-W-05-030  
 Lab Code: MITKEM Case No.: 38701 Mod. Ref No.: 1760.0 SDG No.: E3ZW3  
 Matrix: (SOIL/SED/WATER) SOIL Lab Sample ID: H1533-01A  
 Sample wt/vol: 30.1 (g/mL) G Lab File ID: S4D4978.D  
 Level: (LOW/MED) LOW Extraction: (Type) SONC  
 % Moisture: 13 Decanted: (Y/N) N Date Received: 08/12/2009  
 Concentrated Extract Volume: 500 (uL) Date Extracted: 08/12/2009  
 Injection Volume: 2.0 (uL) GPC Factor: 2.00 Date Analyzed: 08/14/2009  
 GPC Cleanup: (Y/N) Y pH: 7.7 Dilution Factor: 1.0

CAS NO.	COMPOUND	CONCENTRATION UNITS: (ug/L or ug/Kg)	UG/KG	Q
86-73-7	Fluorene		1900	U
85-01-8	Phenanthrene		1900	U
120-12-7	Anthracene		1900	U
206-44-0	Fluoranthene		1900	U
129-00-0	Pyrene		1900	U
56-55-3	Benzo(a)anthracene		1900	U
218-01-9	Chrysene		1900	U
205-99-2	Benzo(b)fluoranthene		1900	U
207-08-9	Benzo(k)fluoranthene		1900	U
50-32-8	Benzo(a)pyrene		1900	U
193-39-5	Indeno(1,2,3-cd)pyrene		1900	U
53-70-3	Dibenzo(a,h)anthracene		1900	U
191-24-2	Benzo(g,h,i)perylene		1900	U

(1) Cannot be separated from Diphenylamine

PRELIMINARY

SOM01.2 (6/2007)

1D - FORM I SV-1  
SEMIVOLATILE ORGANICS ANALYSIS DATA SHEET

EPA SAMPLE NO.

E3ZX4

Lab Name: MITKEM LABORATORIES Contract: EP-W-05-030  
 Lab Code: MITKEM Case No.: 38701 Mod. Ref No.: 1760.0 SDG No.: E3ZW3  
 Matrix: (SOIL/SED/WATER) SOIL Lab Sample ID: H1533-02A  
 Sample wt/vol: 30.1 (g/mL) G Lab File ID: S4D4968.D  
 Level: (LOW/MED) LOW Extraction: (Type) SONC  
 % Moisture: 42 Decanted: (Y/N) N Date Received: 08/12/2009  
 Concentrated Extract Volume: 500 (uL) Date Extracted: 08/12/2009  
 Injection Volume: 2.0 (uL) GPC Factor: 2.00 Date Analyzed: 08/13/2009  
 GPC Cleanup: (Y/N) Y pH: 7.6 Dilution Factor: 1.0

CAS NO.	COMPOUND	CONCENTRATION UNITS:		Q
		(ug/L or ug/Kg)	UG/KG	
91-20-3	Naphthalene		170	J
91-57-6	2-Methylnaphthalene		280	J
208-96-8	Acenaphthylene		240	J
83-32-9	Acenaphthene		700	

PRELIMINARY

SOM01.2 (6/2007)



1E - FORM I SV-2  
 SEMIVOLATILE ORGANICS ANALYSIS DATA SHEET

EPA SAMPLE NO.

E3ZX4

Lab Name: MITKEM LABORATORIES Contract: EP-W-05-030  
 Lab Code: MITKEM Case No.: 38701 Mod. Ref No.: 1760.0 SDG No.: E3ZW3  
 Matrix: (SOIL/SED/WATER) SOIL Lab Sample ID: H1533-02A  
 Sample wt/vol: 30.1 (g/mL) G Lab File ID: S4D4968.D  
 Level: (LOW/MED) LOW Extraction: (Type) SONC  
 % Moisture: 42 Decanted: (Y/N) N Date Received: 08/12/2009  
 Concentrated Extract Volume: 500 (uL) Date Extracted: 08/12/2009  
 Injection Volume: 2.0 (uL) GPC Factor: 2.00 Date Analyzed: 08/13/2009  
 GPC Cleanup: (Y/N) Y pH: 7.6 Dilution Factor: 1.0

CAS NO.	COMPOUND	CONCENTRATION UNITS:		Q
		(ug/L or ug/Kg)	UG/KG	
86-73-7	Fluorene		1100	
85-01-8	Phenanthrene		5500	E
120-12-7	Anthracene		1700	
206-44-0	Fluoranthene		6800	E
129-00-0	Pyrene		6000	E
56-55-3	Benzo(a)anthracene		3800	
218-01-9	Chrysene		5300	E
205-99-2	Benzo(b)fluoranthene		5100	E
207-08-9	Benzo(k)fluoranthene		3000	
50-32-8	Benzo(a)pyrene		4000	
193-39-5	Indeno(1,2,3-cd)pyrene		2300	
53-70-3	Dibenzo(a,h)anthracene		860	
191-24-2	Benzo(g,h,i)perylene		2400	

(1) Cannot be separated from Diphenylamine

PRELIMINARY

SOM01.2 (6/2007)

1D - FORM I SV-1  
SEMIVOLATILE ORGANICS ANALYSIS DATA SHEET

EPA SAMPLE NO.

E3ZX4DL

Lab Name: MITKEM LABORATORIES Contract: EP-W-05-030  
 Lab Code: MITKEM Case No.: 38701 Mod. Ref No.: 1760.0 SDG No.: E3ZW3  
 Matrix: (SOIL/SED/WATER) SOIL Lab Sample ID: H1533-02ADL  
 Sample wt/vol: 30.1 (g/mL) G Lab File ID: S4D4979.D  
 Level: (LOW/MED) LOW Extraction: (Type) SONC  
 % Moisture: 42 Decanted: (Y/N) N Date Received: 08/12/2009  
 Concentrated Extract Volume: 500 (uL) Date Extracted: 08/12/2009  
 Injection Volume: 2.0 (uL) GPC Factor: 2.00 Date Analyzed: 08/14/2009  
 GPC Cleanup: (Y/N) Y pH: 7.6 Dilution Factor: 4.0

CAS NO.	COMPOUND	CONCENTRATION UNITS:		Q
		(ug/L or ug/Kg)	UG/KG	
91-20-3	Naphthalene		1200	U
91-57-6	2-Methylnaphthalene		280	DJ
208-96-8	Acenaphthylene		1200	U
83-32-9	Acenaphthene		730	DJ

PRELIMINARY

SOM01.2 (6/2007)

1E - FORM I SV-2  
SEMIVOLATILE ORGANICS ANALYSIS DATA SHEET

EPA SAMPLE NO.

E3ZX4DL

Lab Name: MITKEM LABORATORIES Contract: EP-W-05-030  
 Lab Code: MITKEM Case No.: 38701 Mod. Ref No.: 1760.0 SDG No.: E3ZW3  
 Matrix: (SOIL/SED/WATER) SOIL Lab Sample ID: H1533-02ADL  
 Sample wt/vol: 30.1 (g/mL) G Lab File ID: S4D4979.D  
 Level: (LOW/MED) LOW Extraction: (Type) SONC  
 % Moisture: 42 Decanted: (Y/N) N Date Received: 08/12/2009  
 Concentrated Extract Volume: 500 (uL) Date Extracted: 08/12/2009  
 Injection Volume: 2.0 (uL) GPC Factor: 2.00 Date Analyzed: 08/14/2009  
 GPC Cleanup: (Y/N) Y pH: 7.6 Dilution Factor: 4.0

CAS NO.	COMPOUND	CONCENTRATION UNITS:		Q
		(ug/L or ug/Kg)	UG/KG	
86-73-7	Fluorene		1100	DJ
85-01-8	Phenanthrene		8100	D
120-12-7	Anthracene		1800	D
206-44-0	Fluoranthene		12000	D
129-00-0	Pyrene		10000	D
56-55-3	Benzo(a)anthracene		5800	D
218-01-9	Chrysene		6500	D
205-99-2	Benzo(b)fluoranthene		6400	D
207-08-9	Benzo(k)fluoranthene		3500	D
50-32-8	Benzo(a)pyrene		4600	D
193-39-5	Indeno(1,2,3-cd)pyrene		2300	D
53-70-3	Dibenzo(a,h)anthracene		670	DJ
191-24-2	Benzo(g,h,i)perylene		2400	D

(1) Cannot be separated from Diphenylamine

PRELIMINARY

SOM01.2 (6/2007)

1D - FORM I SV-1  
SEMIVOLATILE ORGANICS ANALYSIS DATA SHEET

EPA SAMPLE NO.

E3ZX5

Lab Name: MITKEM LABORATORIES Contract: EP-W-05-030  
 Lab Code: MITKEM Case No.: 38701 Mod. Ref No.: 1760.0 SDG No.: E3ZW3  
 Matrix: (SOIL/SED/WATER) SOIL Lab Sample ID: H1533-03A  
 Sample wt/vol: 30.2 (g/mL) G Lab File ID: S4D4969.D  
 Level: (LOW/MED) LOW Extraction: (Type) SONC  
 % Moisture: 40 Decanted: (Y/N) N Date Received: 08/12/2009  
 Concentrated Extract Volume: 500 (uL) Date Extracted: 08/12/2009  
 Injection Volume: 2.0 (uL) GPC Factor: 2.00 Date Analyzed: 08/14/2009  
 GPC Cleanup: (Y/N) Y pH: 7.7 Dilution Factor: 1.0

CAS NO.	COMPOUND	CONCENTRATION UNITS:	
		(ug/L or ug/Kg)	UG/KG
91-20-3	Naphthalene	230	J
91-57-6	2-Methylnaphthalene	370	
208-96-8	Acenaphthylene	200	J
83-32-9	Acenaphthene	780	

**PRELIMINARY**

SOM01.2 (6/2007)

1E - FORM I SV-2  
SEMIVOLATILE ORGANICS ANALYSIS DATA SHEET

EPA SAMPLE NO.

E3ZX5

Lab Name: MITKEM LABORATORIES Contract: EP-W-05-030  
 Lab Code: MITKEM Case No.: 38701 Mod. Ref No.: 1760.0 SDG No.: E3ZW3  
 Matrix: (SOIL/SED/WATER) SOIL Lab Sample ID: H1533-03A  
 Sample wt/vol: 30.2 (g/mL) G Lab File ID: S4D4969.D  
 Level: (LOW/MED) LOW Extraction: (Type) SONC  
 % Moisture: 40 Decanted: (Y/N) N Date Received: 08/12/2009  
 Concentrated Extract Volume: 500 (uL) Date Extracted: 08/12/2009  
 Injection Volume: 2.0 (uL) GPC Factor: 2.00 Date Analyzed: 08/14/2009  
 GPC Cleanup: (Y/N) Y pH: 7.7 Dilution Factor: 1.0

CAS NO.	COMPOUND	CONCENTRATION UNITS: (ug/L or ug/Kg)	UG/KG	Q
86-73-7	Fluorene		1200	
85-01-8	Phenanthrene		5700	E
120-12-7	Anthracene		1700	
206-44-0	Fluoranthene		6900	E
129-00-0	Pyrene		5800	E
56-55-3	Benzo(a)anthracene		3700	
218-01-9	Chrysene		4600	E
205-99-2	Benzo(b)fluoranthene		5400	E
207-08-9	Benzo(k)fluoranthene		2200	
50-32-8	Benzo(a)pyrene		3700	
193-39-5	Indeno(1,2,3-cd)pyrene		2100	
53-70-3	Dibenzo(a,h)anthracene		720	
191-24-2	Benzo(g,h,i)perylene		2300	

(1) Cannot be separated from Diphenylamine

PRELIMINARY

SOM01.2 (6/2007)

1D - FORM I SV-1  
SEMIVOLATILE ORGANICS ANALYSIS DATA SHEET

EPA SAMPLE NO.

E3ZX5DL

Lab Name: MITKEM LABORATORIES Contract: EP-W-05-030  
 Lab Code: MITKEM Case No.: 38701 Mod. Ref No.: 1760.0 SDG No.: E3ZW3  
 Matrix: (SOIL/SED/WATER) SOIL Lab Sample ID: H1533-03ADL  
 Sample wt/vol: 30.2 (g/mL) G Lab File ID: S4D4980.D  
 Level: (LOW/MED) LOW Extraction: (Type) SONC  
 % Moisture: 40 Decanted: (Y/N) N Date Received: 08/12/2009  
 Concentrated Extract Volume: 500 (uL) Date Extracted: 08/12/2009  
 Injection Volume: 2.0 (uL) GPC Factor: 2.00 Date Analyzed: 08/14/2009  
 GPC Cleanup: (Y/N) Y pH: 7.7 Dilution Factor: 4.0

CAS NO.	COMPOUND	CONCENTRATION UNITS:		Q
		(ug/L or ug/Kg)	UG/KG	
91-20-3	Naphthalene		1100	U
91-57-6	2-Methylnaphthalene		340	DJ
208-96-8	Acenaphthylene		1100	U
83-32-9	Acenaphthene		760	DJ

**PRELIMINARY**

1E - FORM I SV-2  
SEMIVOLATILE ORGANICS ANALYSIS DATA SHEET

EPA SAMPLE NO.

E3ZX5DL

Lab Name: MITKEM LABORATORIES Contract: EP-W-05-030  
 Lab Code: MITKEM Case No.: 38701 Mod. Ref No.: 1760.0 SDG No.: E3ZW3  
 Matrix: (SOIL/SED/WATER) SOIL Lab Sample ID: H1533-03ADL  
 Sample wt/vol: 30.2 (g/mL) G Lab File ID: S4D4980.D  
 Level: (LOW/MED) LOW Extraction: (Type) SONC  
 % Moisture: 40 Decanted: (Y/N) N Date Received: 08/12/2009  
 Concentrated Extract Volume: 500 (uL) Date Extracted: 08/12/2009  
 Injection Volume: 2.0 (uL) GPC Factor: 2.00 Date Analyzed: 08/14/2009  
 GPC Cleanup: (Y/N) Y pH: 7.7 Dilution Factor: 4.0

CAS NO.	COMPOUND	CONCENTRATION UNITS:	
		(ug/L or ug/Kg)	UG/KG
86-73-7	Fluorene	1200	D
85-01-8	Phenanthrene	8000	D
120-12-7	Anthracene	1800	D
206-44-0	Fluoranthene	11000	D
129-00-0	Pyrene	9200	D
56-55-3	Benzo(a)anthracene	4900	D
218-01-9	Chrysene	5600	D
205-99-2	Benzo(b)fluoranthene	5500	D
207-08-9	Benzo(k)fluoranthene	3400	D
50-32-8	Benzo(a)pyrene	4200	D
193-39-5	Indeno(1,2,3-cd)pyrene	2300	D
53-70-3	Dibenzo(a,h)anthracene	640	DJ
191-24-2	Benzo(g,h,i)perylene	2300	D

(1) Cannot be separated from Diphenylamine

PRELIMINARY

SOM01.2 (6/2007)

1D - FORM I SV-1  
SEMIVOLATILE ORGANICS ANALYSIS DATA SHEET

EPA SAMPLE NO.

E3ZX6

Lab Name: MITKEM LABORATORIES Contract: EP-W-05-030  
 Lab Code: MITKEM Case No.: 38701 Mod. Ref No.: 1760.0 SDG No.: E3ZW3  
 Matrix: (SOIL/SED/WATER) SOIL Lab Sample ID: H1533-04A  
 Sample wt/vol: 30.2 (g/mL) G Lab File ID: S4D4970.D  
 Level: (LOW/MED) LOW Extraction: (Type) SONC  
 % Moisture: 45 Decanted: (Y/N) N Date Received: 08/12/2009  
 Concentrated Extract Volume: 500 (uL) Date Extracted: 08/12/2009  
 Injection Volume: 2.0 (uL) GPC Factor: 2.00 Date Analyzed: 08/14/2009  
 GPC Cleanup: (Y/N) Y pH: 7.8 Dilution Factor: 1.0

CAS NO.	COMPOUND	CONCENTRATION UNITS:		Q
		(ug/L or ug/Kg)	UG/KG	
91-20-3	Naphthalene		520	
91-57-6	2-Methylnaphthalene		420	
208-96-8	Acenaphthylene		300	J
83-32-9	Acenaphthene		940	

PRELIMINARY



1E - FORM I SV-2  
SEMIVOLATILE ORGANICS ANALYSIS DATA SHEET

EPA SAMPLE NO.

E3ZX6

Lab Name: MITKEM LABORATORIES Contract: EP-W-05-030  
 Lab Code: MITKEM Case No.: 38701 Mod. Ref No.: 1760.0 SDG No.: E3ZW3  
 Matrix: (SOIL/SED/WATER) SOIL Lab Sample ID: H1533-04A  
 Sample wt/vol: 30.2 (g/mL) G Lab File ID: S4D4970.D  
 Level: (LOW/MED) LOW Extraction: (Type) SONC  
 % Moisture: 45 Decanted: (Y/N) N Date Received: 08/12/2009  
 Concentrated Extract Volume: 500 (uL) Date Extracted: 08/12/2009  
 Injection Volume: 2.0 (uL) GPC Factor: 2.00 Date Analyzed: 08/14/2009  
 GPC Cleanup: (Y/N) Y pH: 7.8 Dilution Factor: 1.0

CAS NO.	COMPOUND	CONCENTRATION UNITS:		Q
		(ug/L or ug/Kg)	UG/KG	
86-73-7	Fluorene		1400	
85-01-8	Phenanthrene		6600	E
120-12-7	Anthracene		2000	
206-44-0	Fluoranthene		8100	E
129-00-0	Pyrene		6600	E
56-55-3	Benzo(a)anthracene		4800	E
218-01-9	Chrysene		5400	E
205-99-2	Benzo(b)fluoranthene		6100	E
207-08-9	Benzo(k)fluoranthene		3500	
50-32-8	Benzo(a)pyrene		4800	E
193-39-5	Indeno(1,2,3-cd)pyrene		3000	
53-70-3	Dibenzo(a,h)anthracene		950	
191-24-2	Benzo(g,h,i)perylene		3200	

(1) Cannot be separated from Diphenylamine

PRELIMINARY

SOM01.2 (6/2007)

1D - FORM I SV-1  
SEMIVOLATILE ORGANICS ANALYSIS DATA SHEET

EPA SAMPLE NO.

E3ZX6DL

Lab Name: MITKEM LABORATORIES Contract: EP-W-05-030  
 Lab Code: MITKEM Case No.: 38701 Mod. Ref No.: 1760.0 SDG No.: E3ZW3  
 Matrix: (SOIL/SED/WATER) SOIL Lab Sample ID: H1533-04ADL  
 Sample wt/vol: 30.2 (g/mL) G Lab File ID: S4D4981.D  
 Level: (LOW/MED) LOW Extraction: (Type) SONC  
 % Moisture: 45 Decanted: (Y/N) N Date Received: 08/12/2009  
 Concentrated Extract Volume: 500 (uL) Date Extracted: 08/12/2009  
 Injection Volume: 2.0 (uL) GPC Factor: 2.00 Date Analyzed: 08/14/2009  
 GPC Cleanup: (Y/N) Y pH: 7.8 Dilution Factor: 4.0

CAS NO.	COMPOUND	CONCENTRATION UNITS:	
		(ug/L or ug/Kg)	UG/KG
91-20-3	Naphthalene	500	DJ
91-57-6	2-Methylnaphthalene	420	DJ
208-96-8	Acenaphthylene	320	DJ
83-32-9	Acenaphthene	1100	DJ

PRELIMINARY

SOM01.2 (6/2007)

1E - FORM I SV-2  
SEMIVOLATILE ORGANICS ANALYSIS DATA SHEET

EPA SAMPLE NO.

E3ZX6DL

Lab Name: MITKEM LABORATORIES Contract: EP-W-05-030  
 Lab Code: MITKEM Case No.: 38701 Mod. Ref No.: 1760.0 SDG No.: E3ZW3  
 Matrix: (SOIL/SED/WATER) SOIL Lab Sample ID: H1533-04ADL  
 Sample wt/vol: 30.2 (g/mL) G Lab File ID: S4D4981.D  
 Level: (LOW/MED) LOW Extraction: (Type) SONC  
 % Moisture: 45 Decanted: (Y/N) N Date Received: 08/12/2009  
 Concentrated Extract Volume: 500 (uL) Date Extracted: 08/12/2009  
 Injection Volume: 2.0 (uL) GPC Factor: 2.00 Date Analyzed: 08/14/2009  
 GPC Cleanup: (Y/N) Y pH: 7.8 Dilution Factor: 4.0

CAS NO.	COMPOUND	CONCENTRATION UNITS:		Q
		(ug/L or ug/Kg)	UG/KG	
86-73-7	Fluorene		1500	D
85-01-8	Phenanthrene		9800	D
120-12-7	Anthracene		2200	D
206-44-0	Fluoranthene		14000	D
129-00-0	Pyrene		12000	D
56-55-3	Benzo(a)anthracene		6200	D
218-01-9	Chrysene		8300	D
205-99-2	Benzo(b)fluoranthene		8700	D
207-08-9	Benzo(k)fluoranthene		3800	D
50-32-8	Benzo(a)pyrene		5900	D
193-39-5	Indeno(1,2,3-cd)pyrene		3300	D
53-70-3	Dibenzo(a,h)anthracene		1000	DJ
191-24-2	Benzo(g,h,i)perylene		3400	D

(1) Cannot be separated from Diphenylamine

PRELIMINARY

SOM01.2 (6/2007)

1D - FORM I SV-1  
SEMIVOLATILE ORGANICS ANALYSIS DATA SHEET

EPA SAMPLE NO.

E3ZX7

Lab Name: MITKEM LABORATORIES Contract: EP-W-05-030  
 Lab Code: MITKEM Case No.: 38701 Mod. Ref No.: 1760.0 SDG No.: E3ZW3  
 Matrix: (SOIL/SED/WATER) SOIL Lab Sample ID: H1533-05A  
 Sample wt/vol: 30.3 (g/mL) G Lab File ID: S4D4971.D  
 Level: (LOW/MED) LOW Extraction: (Type) SONC  
 % Moisture: 40 Decanted: (Y/N) N Date Received: 08/12/2009  
 Concentrated Extract Volume: 500 (uL) Date Extracted: 08/12/2009  
 Injection Volume: 2.0 (uL) GPC Factor: 2.00 Date Analyzed: 08/14/2009  
 GPC Cleanup: (Y/N) Y pH: 7.8 Dilution Factor: 1.0

CAS NO.	COMPOUND	CONCENTRATION UNITS:	
		(ug/L or ug/Kg)	UG/KG
91-20-3	Naphthalene	270	J
91-57-6	2-Methylnaphthalene	190	J
208-96-8	Acenaphthylene	210	J
83-32-9	Acenaphthene	610	

PRELIMINARY

SOM01.2 (6/2007)

1E - FORM I SV-2  
SEMIVOLATILE ORGANICS ANALYSIS DATA SHEET

EPA SAMPLE NO.

E3ZX7

Lab Name: MITKEM LABORATORIES Contract: EP-W-05-030  
 Lab Code: MITKEM Case No.: 38701 Mod. Ref No.: 1760.0 SDG No.: E3ZW3  
 Matrix: (SOIL/SED/WATER) SOIL Lab Sample ID: H1533-05A  
 Sample wt/vol: 30.3 (g/mL) G Lab File ID: S4D4971.D  
 Level: (LOW/MED) LOW Extraction: (Type) SONC  
 % Moisture: 40 Decanted: (Y/N) N Date Received: 08/12/2009  
 Concentrated Extract Volume: 500 (uL) Date Extracted: 08/12/2009  
 Injection Volume: 2.0 (uL) GPC Factor: 2.00 Date Analyzed: 08/14/2009  
 GPC Cleanup: (Y/N) Y pH: 7.8 Dilution Factor: 1.0

CAS NO.	COMPOUND	CONCENTRATION UNITS:	
		ug/L or ug/Kg	ug/KG
86-73-7	Fluorene	910	
85-01-8	Phenanthrene	5100	E
120-12-7	Anthracene	1200	
206-44-0	Fluoranthene	6800	E
129-00-0	Pyrene	5800	E
56-55-3	Benzo(a)anthracene	3400	
218-01-9	Chrysene	5000	E
205-99-2	Benzo(b)fluoranthene	5900	E
207-08-9	Benzo(k)fluoranthene	1500	
50-32-8	Benzo(a)pyrene	3600	
193-39-5	Indeno(1,2,3-cd)pyrene	1900	
53-70-3	Dibenzo(a,h)anthracene	710	
191-24-2	Benzo(g,h,i)perylene	2100	

(1) Cannot be separated from Diphenylamine

PRELIMINARY

SOM01.2 (6/2007)

1D - FORM I SV-1  
SEMIVOLATILE ORGANICS ANALYSIS DATA SHEET

EPA SAMPLE NO.

E3ZX7DL

Lab Name: MITKEM LABORATORIES Contract: EP-W-05-030  
 Lab Code: MITKEM Case No.: 38701 Mod. Ref No.: 1760.0 SDG No.: E3ZW3  
 Matrix: (SOIL/SED/WATER) SOIL Lab Sample ID: H1533-05ADL  
 Sample wt/vol: 30.3 (g/mL) G Lab File ID: S4D4982.D  
 Level: (LOW/MED) LOW Extraction: (Type) SONC  
 % Moisture: 40 Decanted: (Y/N) N Date Received: 08/12/2009  
 Concentrated Extract Volume: 500 (uL) Date Extracted: 08/12/2009  
 Injection Volume: 2.0 (uL) GPC Factor: 2.00 Date Analyzed: 08/14/2009  
 GPC Cleanup: (Y/N) Y pH: 7.8 Dilution Factor: 4.0

CAS NO.	COMPOUND	CONCENTRATION UNITS:		Q
		(ug/L or ug/Kg)	UG/KG	
91-20-3	Naphthalene		270	DJ
91-57-6	2-Methylnaphthalene		1100	U
208-96-8	Acenaphthylene		1100	U
83-32-9	Acenaphthene		640	DJ

PRELIMINARY

SOM01.2 (6/2007)

1E - FORM I SV-2  
SEMIVOLATILE ORGANICS ANALYSIS DATA SHEET

EPA SAMPLE NO.

E3ZX7DL

Lab Name: MITKEM LABORATORIES Contract: EP-W-05-030  
 Lab Code: MITKEM Case No.: 38701 Mod. Ref No.: 1760.0 SDG No.: E3ZW3  
 Matrix: (SOIL/SED/WATER) SOIL Lab Sample ID: H1533-05ADL  
 Sample wt/vol: 30.3 (g/mL) G Lab File ID: S4D4982.D  
 Level: (LOW/MED) LOW Extraction: (Type) SONC  
 % Moisture: 40 Decanted: (Y/N) N Date Received: 08/12/2009  
 Concentrated Extract Volume: 500 (uL) Date Extracted: 08/12/2009  
 Injection Volume: 2.0 (uL) GPC Factor: 2.00 Date Analyzed: 08/14/2009  
 GPC Cleanup: (Y/N) Y pH: 7.8 Dilution Factor: 4.0

CAS NO.	COMPOUND	CONCENTRATION UNITS: (ug/L or ug/Kg)	UG/KG	Q
86-73-7	Fluorene		880	DJ
85-01-8	Phenanthrene		6600	D
120-12-7	Anthracene		1300	D
206-44-0	Fluoranthene		9800	D
129-00-0	Pyrene		8800	D
56-55-3	Benzo(a)anthracene		4600	D
218-01-9	Chrysene		5700	D
205-99-2	Benzo(b)fluoranthene		6600	D
207-08-9	Benzo(k)fluoranthene		2300	D
50-32-8	Benzo(a)pyrene		4100	D
193-39-5	Indeno(1,2,3-cd)pyrene		2100	D
53-70-3	Dibenzo(a,h)anthracene		670	DJ
191-24-2	Benzo(g,h,i)perylene		2100	D

(1) Cannot be separated from Diphenylamine

PRELIMINARY

SOM01.2 (6/2007)

1D - FORM I SV-1  
SEMIVOLATILE ORGANICS ANALYSIS DATA SHEET

EPA SAMPLE NO.

E3ZX8

Lab Name: MITKEM LABORATORIES Contract: EP-W-05-030

Lab Code: MITKEM Case No.: 38701 Mod. Ref No.: 1760.0 SDG No.: E3ZW3

Matrix: (SOIL/SED/WATER) SOIL Lab Sample ID: H1533-06A

Sample wt/vol: 30.2 (g/mL) G Lab File ID: S4D4972.D

Level: (LOW/MED) LOW Extraction: (Type) SONC

% Moisture: 14 Decanted: (Y/N) N Date Received: 08/12/2009

Concentrated Extract Volume: 500 (uL) Date Extracted: 08/12/2009

Injection Volume: 2.0 (uL) GPC Factor: 2.00 Date Analyzed: 08/14/2009

GPC Cleanup: (Y/N) Y pH: 7.9 Dilution Factor: 1.0

CAS NO.	COMPOUND	CONCENTRATION UNITS:		Q
		(ug/L or ug/Kg)	UG/KG	
91-20-3	Naphthalene		200	U
91-57-6	2-Methylnaphthalene		200	U
208-96-8	Acenaphthylene		200	U
83-32-9	Acenaphthene		200	U

**PRELIMINARY**

SOM01.2 (6/2007)



1E - FORM I SV-2  
SEMIVOLATILE ORGANICS ANALYSIS DATA SHEET

EPA SAMPLE NO.

E3ZX8

Lab Name: MITKEM LABORATORIES Contract: EP-W-05-030  
 Lab Code: MITKEM Case No.: 38701 Mod. Ref No.: 1760.0 SDG No.: E3ZW3  
 Matrix: (SOIL/SED/WATER) SOIL Lab Sample ID: H1533-06A  
 Sample wt/vol: 30.2 (g/mL) G Lab File ID: S4D4972.D  
 Level: (LOW/MED) LOW Extraction: (Type) SONC  
 % Moisture: 14 Decanted: (Y/N) N Date Received: 08/12/2009  
 Concentrated Extract Volume: 500 (uL) Date Extracted: 08/12/2009  
 Injection Volume: 2.0 (uL) GPC Factor: 2.00 Date Analyzed: 08/14/2009  
 GPC Cleanup: (Y/N) Y pH: 7.9 Dilution Factor: 1.0

CAS NO.	COMPOUND	CONCENTRATION UNITS:		Q
		(ug/L or ug/Kg)	UG/KG	
86-73-7	Fluorene		200	U
85-01-8	Phenanthrene		200	U
120-12-7	Anthracene		200	U
206-44-0	Fluoranthene		200	U
129-00-0	Pyrene		200	U
56-55-3	Benzo(a)anthracene		200	U
218-01-9	Chrysene		200	U
205-99-2	Benzo(b)fluoranthene		200	U
207-08-9	Benzo(k)fluoranthene		200	U
50-32-8	Benzo(a)pyrene		200	U
193-39-5	Indeno(1,2,3-cd)pyrene		200	U
53-70-3	Dibenzo(a,h)anthracene		200	U
191-24-2	Benzo(g,h,i)perylene		200	U

(1) Cannot be separated from Diphenylamine

PRELIMINARY

1H - FORM I ARO  
 AROCLOR ORGANICS ANALYSIS DATA SHEET

EPA SAMPLE NO.

E3N90

Lab Name: MITKEM LABORATORIES Contract: EP-W-05-030  
 Lab Code: MITKEM Case No.: 38897 Mod. Ref No.: \_\_\_\_\_ SDG No.: E3N90  
 Matrix: (SOIL/SED/WATER) SOIL Lab Sample ID: H1593-01A  
 Sample wt/vol: 30.3 (g/mL) G Lab File ID: E3G5765F.D/E3G5765R.D  
 % Moisture: 40 Decanted: (Y/N) N Date Received: 08/20/2009  
 Extraction: (Type) SONC Date Extracted: 08/20/2009  
 Concentrated Extract Volume: 10000 (uL) Date Analyzed: 08/22/2009  
 Injection Volume: 1.0 (uL) GPC Factor: 1.00 Dilution Factor: 1.0  
 GPC Cleanup: (Y/N) N pH: 7.5 Sulfur Cleanup: (Y/N) Y  
 Acid Cleanup: (Y/N) Y

CAS NO.	COMPOUND	CONCENTRATION UNITS: UG/KG	
		(ug/L or ug/Kg)	Q
12674-11-2	Aroclor-1016	54	U
11104-28-2	Aroclor-1221	54	U
11141-16-5	Aroclor-1232	54	U
53469-21-9	Aroclor-1242	54	U
12672-29-6	Aroclor-1248	150	P
11097-69-1	Aroclor-1254	210	
11096-82-5	Aroclor-1260	54	U
37324-23-5	Aroclor-1262	54	U
11100-14-4	Aroclor-1268	54	U

PRELIMINARY

1H - FORM I ARO  
 AROCLOR ORGANICS ANALYSIS DATA SHEET

EPA SAMPLE NO.

E3N91

Lab Name: MITKEM LABORATORIES Contract: EP-W-05-030  
 Lab Code: MITKEM Case No.: 38897 Mod. Ref No.: SDG No.: E3N90  
 Matrix: (SOIL/SED/WATER) SOIL Lab Sample ID: H1593-02A  
 Sample wt/vol: 30.2 (g/mL) G Lab File ID: E3G5766F.D/E3G5766R.D  
 % Moisture: 40 Decanted: (Y/N) N Date Received: 08/20/2009  
 Extraction: (Type) SONC Date Extracted: 08/20/2009  
 Concentrated Extract Volume: 10000 (uL) Date Analyzed: 08/22/2009  
 Injection Volume: 1.0 (uL) GPC Factor: 1.00 Dilution Factor: 1.0  
 GPC Cleanup: (Y/N) N pH: 7.4 Sulfur Cleanup: (Y/N) Y  
 Acid Cleanup: (Y/N) Y

CAS NO.	COMPOUND	CONCENTRATION UNITS: <u>UG/KG</u> (ug/L or ug/Kg)	<u>Q</u>
12674-11-2	Aroclor-1016	55	U
11104-28-2	Aroclor-1221	55	U
11141-16-5	Aroclor-1232	55	U
53469-21-9	Aroclor-1242	55	U
12672-29-6	Aroclor-1248	170	P
11097-69-1	Aroclor-1254	270	
11096-82-5	Aroclor-1260	55	U
37324-23-5	Aroclor-1262	55	U
11100-14-4	Aroclor-1268	55	U

PRELIMINARY

1H - FORM I ARO  
 AROCLOR ORGANICS ANALYSIS DATA SHEET

EPA SAMPLE NO.

E3N91MS(1)

Lab Name: MITKEM LABORATORIES Contract: EP-W-05-030  
 Lab Code: MITKEM Case No.: 38897 Mod. Ref No.:                      SDG No.: E3N90  
 Matrix: (SOIL/SED/WATER) SOIL Lab Sample ID: H1593-02AMS  
 Sample wt/vol: 30.4 (g/mL) G Lab File ID: E3G5767F.D  
 % Moisture: 40 Decanted: (Y/N) N Date Received: 08/20/2009  
 Extraction: (Type) SONC Date Extracted: 08/20/2009  
 Concentrated Extract Volume: 10000 (uL) Date Analyzed: 08/22/2009  
 Injection Volume: 1.0 (uL) GPC Factor: 1.00 Dilution Factor: 1.0  
 GPC Cleanup: (Y/N) N pH: 7.4 Sulfur Cleanup: (Y/N) Y  
 Acid Cleanup: (Y/N) Y

CAS NO.	COMPOUND	CONCENTRATION UNITS:	
		(ug/L or ug/Kg)	UG/KG
12674-11-2	Aroclor-1016	150	
11104-28-2	Aroclor-1221	54	U
11141-16-5	Aroclor-1232	54	U
53469-21-9	Aroclor-1242	54	U
12672-29-6	Aroclor-1248	200	P
11097-69-1	Aroclor-1254	270	P
11096-82-5	Aroclor-1260	200	P
37324-23-5	Aroclor-1262	54	U
11100-14-4	Aroclor-1268	54	U

PRELIMINARY

SOM01.2 (6/2007)

1H - FORM I ARO  
 AROCLOR ORGANICS ANALYSIS DATA SHEET

EPA SAMPLE NO.

E3N91MS (2)

Lab Name: MITKEM LABORATORIES Contract: EP-W-05-030  
 Lab Code: MITKEM Case No.: 38897 Mod. Ref No.: SDG No.: E3N90  
 Matrix: (SOIL/SED/WATER) SOIL Lab Sample ID: H1593-02AMS  
 Sample wt/vol: 30.4 (g/mL) G Lab File ID: E3G5767R.D  
 % Moisture: 40 Decanted: (Y/N) N Date Received: 08/20/2009  
 Extraction: (Type) SONC Date Extracted: 08/20/2009  
 Concentrated Extract Volume: 10000 (uL) Date Analyzed: 08/22/2009  
 Injection Volume: 1.0 (uL) GPC Factor: 1.00 Dilution Factor: 1.0  
 GPC Cleanup: (Y/N) N pH: 7.4 Sulfur Cleanup: (Y/N) Y  
 Acid Cleanup: (Y/N) Y

CAS NO.	COMPOUND	CONCENTRATION UNITS:	
		(ug/L or ug/Kg)	UG/KG
12674-11-2	Aroclor-1016		160
11104-28-2	Aroclor-1221		54
11141-16-5	Aroclor-1232		54
53469-21-9	Aroclor-1242		54
12672-29-6	Aroclor-1248		330
11097-69-1	Aroclor-1254		360
11096-82-5	Aroclor-1260		490
37324-23-5	Aroclor-1262		54
11100-14-4	Aroclor-1268		54

PRELIMINARY

SOM01.2 (6/2007)

1H - FORM I ARO  
 AROCLOR ORGANICS ANALYSIS DATA SHEET

EPA SAMPLE NO.

E3N91MSD(1)

Lab Name: MITKEM LABORATORIES Contract: EP-W-05-030  
 Lab Code: MITKEM Case No.: 38897 Mod. Ref No.: SDG No.: E3N90  
 Matrix: (SOIL/SED/WATER) SOIL Lab Sample ID: H1593-02AMSD  
 Sample wt/vol: 30.3 (g/mL) G Lab File ID: E3G5768F.D  
 % Moisture: 40 Decanted: (Y/N) N Date Received: 08/20/2009  
 Extraction: (Type) SONC Date Extracted: 08/20/2009  
 Concentrated Extract Volume: 10000 (uL) Date Analyzed: 08/22/2009  
 Injection Volume: 1.0 (uL) GPC Factor: 1.00 Dilution Factor: 1.0  
 GPC Cleanup: (Y/N) N pH: 7.4 Sulfur Cleanup: (Y/N) Y  
 Acid Cleanup: (Y/N) Y

CAS NO.	COMPOUND	CONCENTRATION UNITS:	
		(ug/L or ug/Kg)	UG/KG
12674-11-2	Aroclor-1016	170	
11104-28-2	Aroclor-1221	54	U
11141-16-5	Aroclor-1232	54	U
53469-21-9	Aroclor-1242	54	U
12672-29-6	Aroclor-1248	200	P
11097-69-1	Aroclor-1254	330	
11096-82-5	Aroclor-1260	220	P
37324-23-5	Aroclor-1262	54	U
11100-14-4	Aroclor-1268	54	U

PRELIMINARY

SOM01.2 (6/2007)

1H - FORM I ARO  
 AROCLOR ORGANICS ANALYSIS DATA SHEET

EPA SAMPLE NO.

E3N91MSD(2)

Lab Name: MITKEM LABORATORIES Contract: EP-W-05-030  
 Lab Code: MITKEM Case No.: 38897 Mod. Ref No.: SDG No.: E3N90  
 Matrix: (SOIL/SED/WATER) SOIL Lab Sample ID: H1593-02AMSD  
 Sample wt/vol: 30.3 (g/mL) G Lab File ID: E3G5768R.D  
 % Moisture: 40 Decanted: (Y/N) N Date Received: 08/20/2009  
 Extraction: (Type) SONC Date Extracted: 08/20/2009  
 Concentrated Extract Volume: 10000 (uL) Date Analyzed: 08/22/2009  
 Injection Volume: 1.0 (uL) GPC Factor: 1.00 Dilution Factor: 1.0  
 GPC Cleanup: (Y/N) N pH: 7.4 Sulfur Cleanup: (Y/N) Y  
 Acid Cleanup: (Y/N) Y

CAS NO.	COMPOUND	CONCENTRATION UNITS:		Q
		(ug/L or ug/Kg)	UG/KG	
12674-11-2	Aroclor-1016		150	
11104-28-2	Aroclor-1221		54	U
11141-16-5	Aroclor-1232		54	U
53469-21-9	Aroclor-1242		54	U
12672-29-6	Aroclor-1248		270	P
11097-69-1	Aroclor-1254		300	
11096-82-5	Aroclor-1260		440	P
37324-23-5	Aroclor-1262		54	U
11100-14-4	Aroclor-1268		54	U

PRELIMINARY

1H - FORM I ARO  
 AROCLOR ORGANICS ANALYSIS DATA SHEET

EPA SAMPLE NO.

E3N92

Lab Name: MITKEM LABORATORIES Contract: EP-W-05-030  
 Lab Code: MITKEM Case No.: 38897 Mod. Ref No.:                      SDG No.: E3N90  
 Matrix: (SOIL/SED/WATER) SOIL Lab Sample ID: H1593-03A  
 Sample wt/vol: 30.2 (g/mL) G Lab File ID: E3G5769F.D/E3G5769R.D  
 % Moisture: 39 Decanted: (Y/N) N Date Received: 08/20/2009  
 Extraction: (Type) SONC Date Extracted: 08/20/2009  
 Concentrated Extract Volume: 10000 (uL) Date Analyzed: 08/22/2009  
 Injection Volume: 1.0 (uL) GPC Factor: 1.00 Dilution Factor: 1.0  
 GPC Cleanup: (Y/N) N pH: 7.5 Sulfur Cleanup: (Y/N) Y  
 Acid Cleanup: (Y/N) Y

CAS NO.	COMPOUND	CONCENTRATION UNITS: <u>UG/KG</u> (ug/L or ug/Kg)	<u>Q</u>
12674-11-2	Aroclor-1016	54	U
11104-28-2	Aroclor-1221	54	U
11141-16-5	Aroclor-1232	54	U
53469-21-9	Aroclor-1242	54	U
12672-29-6	Aroclor-1248	98	P
11097-69-1	Aroclor-1254	110	P
11096-82-5	Aroclor-1260	54	U
37324-23-5	Aroclor-1262	54	U
11100-14-4	Aroclor-1268	54	U

PRELIMINARY



1H - FORM I ARO  
 AROCLOR ORGANICS ANALYSIS DATA SHEET

EPA SAMPLE NO.

E3N93

Lab Name: MITKEM LABORATORIES Contract: EP-W-05-030  
 Lab Code: MITKEM Case No.: 38897 Mod. Ref No.:                      SDG No.: E3N90  
 Matrix: (SOIL/SED/WATER) SOIL Lab Sample ID: H1593-04A  
 Sample wt/vol: 30.2 (g/mL) G Lab File ID: E3G5770F.D/E3G5770R.D  
 % Moisture: 38 Decanted: (Y/N) N Date Received: 08/20/2009  
 Extraction: (Type) SONC Date Extracted: 08/20/2009  
 Concentrated Extract Volume: 10000 (uL) Date Analyzed: 08/22/2009  
 Injection Volume: 1.0 (uL) GPC Factor: 1.00 Dilution Factor: 1.0  
 GPC Cleanup: (Y/N) N pH: 7.7 Sulfur Cleanup: (Y/N) Y  
 Acid Cleanup: (Y/N) Y

CAS NO.	COMPOUND	CONCENTRATION UNITS: <u>UG/KG</u>	
		(ug/L or ug/Kg)	<u>Q</u>
12674-11-2	Aroclor-1016	53	U
11104-28-2	Aroclor-1221	53	U
11141-16-5	Aroclor-1232	53	U
53469-21-9	Aroclor-1242	53	U
12672-29-6	Aroclor-1248	60	P
11097-69-1	Aroclor-1254	68	P
11096-82-5	Aroclor-1260	53	U
37324-23-5	Aroclor-1262	53	U
11100-14-4	Aroclor-1268	53	U

PRELIMINARY

1H - FORM I ARO  
 AROCLOR ORGANICS ANALYSIS DATA SHEET

EPA SAMPLE NO.

E3N94

Lab Name: MITKEM LABORATORIES Contract: EP-W-05-030  
 Lab Code: MITKEM Case No.: 38897 Mod. Ref No.: SDG No.: E3N90  
 Matrix: (SOIL/SED/WATER) SOIL Lab Sample ID: H1593-05A  
 Sample wt/vol: 30.3 (g/mL) G Lab File ID: E3G5771F.D/E3G5771R.D  
 % Moisture: 31 Decanted: (Y/N) N Date Received: 08/20/2009  
 Extraction: (Type) SONC Date Extracted: 08/20/2009  
 Concentrated Extract Volume: 10000 (uL) Date Analyzed: 08/22/2009  
 Injection Volume: 1.0 (uL) GPC Factor: 1.00 Dilution Factor: 1.0  
 GPC Cleanup: (Y/N) N pH: 7.7 Sulfur Cleanup: (Y/N) Y  
 Acid Cleanup: (Y/N) Y

CAS NO.	COMPOUND	CONCENTRATION UNITS:	
		(ug/L or ug/Kg)	UG/KG
12674-11-2	Aroclor-1016	47	U
11104-28-2	Aroclor-1221	47	U
11141-16-5	Aroclor-1232	47	U
53469-21-9	Aroclor-1242	47	U
12672-29-6	Aroclor-1248	46	PJ
11097-69-1	Aroclor-1254	40	PJ
11096-82-5	Aroclor-1260	47	U
37324-23-5	Aroclor-1262	47	U
11100-14-4	Aroclor-1268	47	U

PRELIMINARY

1H - FORM I ARO  
 AROCLOR ORGANICS ANALYSIS DATA SHEET

EPA SAMPLE NO.

E3N95

Lab Name: MITKEM LABORATORIES Contract: EP-W-05-030  
 Lab Code: MITKEM Case No.: 38897 Mod. Ref No.: \_\_\_\_\_ SDG No.: E3N90  
 Matrix: (SOIL/SED/WATER) SOIL Lab Sample ID: H1593-06A  
 Sample wt/vol: 30.5 (g/mL) G Lab File ID: E3G5772F.D/E3G5772R.D  
 % Moisture: 31 Decanted: (Y/N) N Date Received: 08/20/2009  
 Extraction: (Type) SONC Date Extracted: 08/20/2009  
 Concentrated Extract Volume: 10000 (uL) Date Analyzed: 08/22/2009  
 Injection Volume: 1.0 (uL) GPC Factor: 1.00 Dilution Factor: 1.0  
 GPC Cleanup: (Y/N) N pH: 7.7 Sulfur Cleanup: (Y/N) Y  
 Acid Cleanup: (Y/N) Y

CAS NO.	COMPOUND	CONCENTRATION UNITS:	
		(ug/L or ug/Kg)	UG/KG
12674-11-2	Aroclor-1016	47	U
11104-28-2	Aroclor-1221	47	U
11141-16-5	Aroclor-1232	47	U
53469-21-9	Aroclor-1242	47	U
12672-29-6	Aroclor-1248	34	PJ
11097-69-1	Aroclor-1254	31	PJ
11096-82-5	Aroclor-1260	47	U
37324-23-5	Aroclor-1262	47	U
11100-14-4	Aroclor-1268	47	U

**PRELIMINARY**

1H - FORM I ARO  
 AROCLOR ORGANICS ANALYSIS DATA SHEET

EPA SAMPLE NO.

E3N96

Lab Name: MITKEM LABORATORIES Contract: EP-W-05-030  
 Lab Code: MITKEM Case No.: 38897 Mod. Ref No.:                      SDG No.: E3N90  
 Matrix: (SOIL/SED/WATER) SOIL Lab Sample ID: H1593-07A  
 Sample wt/vol: 30.0 (g/mL) G Lab File ID: E3G5773F.D/E3G5773R.D  
 % Moisture: 24 Decanted: (Y/N) N Date Received: 08/20/2009  
 Extraction: (Type) SONC Date Extracted: 08/20/2009  
 Concentrated Extract Volume: 10000 (uL) Date Analyzed: 08/22/2009  
 Injection Volume: 1.0 (uL) GPC Factor: 1.00 Dilution Factor: 1.0  
 GPC Cleanup: (Y/N) N pH: 7.8 Sulfur Cleanup: (Y/N) Y  
 Acid Cleanup: (Y/N) Y

CAS NO.	COMPOUND	CONCENTRATION UNITS: <u>UG/KG</u>	
		(ug/L or ug/Kg)	<u>Q</u>
12674-11-2	Aroclor-1016	43	U
11104-28-2	Aroclor-1221	43	U
11141-16-5	Aroclor-1232	43	U
53469-21-9	Aroclor-1242	43	U
12672-29-6	Aroclor-1248	43	U
11097-69-1	Aroclor-1254	43	U
11096-82-5	Aroclor-1260	43	U
37324-23-5	Aroclor-1262	43	U
11100-14-4	Aroclor-1268	43	U

PRELIMINARY

SOM01.2 (6/2007)

1H - FORM I ARO  
 AROCLOR ORGANICS ANALYSIS DATA SHEET

EPA SAMPLE NO.

E3N97

Lab Name: MITKEM LABORATORIES Contract: EP-W-05-030  
 Lab Code: MITKEM Case No.: 38897 Mod. Ref No.: SDG No.: E3N90  
 Matrix: (SOIL/SED/WATER) SOIL Lab Sample ID: H1593-08A  
 Sample wt/vol: 30.5 (g/mL) G Lab File ID: E3G5774F.D/E3G5774R.D  
 % Moisture: 45 Decanted: (Y/N) N Date Received: 08/20/2009  
 Extraction: (Type) SONC Date Extracted: 08/20/2009  
 Concentrated Extract Volume: 10000 (uL) Date Analyzed: 08/22/2009  
 Injection Volume: 1.0 (uL) GPC Factor: 1.00 Dilution Factor: 1.0  
 GPC Cleanup: (Y/N) N pH: 7.0 Sulfur Cleanup: (Y/N) Y  
 Acid Cleanup: (Y/N) Y

CAS NO.	COMPOUND	CONCENTRATION UNITS: UG/KG	
		(ug/L or ug/Kg)	Q
12674-11-2	Aroclor-1016	59	U
11104-28-2	Aroclor-1221	59	U
11141-16-5	Aroclor-1232	59	U
53469-21-9	Aroclor-1242	59	U
12672-29-6	Aroclor-1248	4300	E
11097-69-1	Aroclor-1254	3100	E
11096-82-5	Aroclor-1260	59	U
37324-23-5	Aroclor-1262	59	U
11100-14-4	Aroclor-1268	59	U

PRELIMINARY

1H - FORM I ARO  
 AROCLOR ORGANICS ANALYSIS DATA SHEET

EPA SAMPLE NO.

E3N98

Lab Name: MITKEM LABORATORIES Contract: EP-W-05-030  
 Lab Code: MITKEM Case No.: 38897 Mod. Ref No.: SDG No.: E3N90  
 Matrix: (SOIL/SED/WATER) SOIL Lab Sample ID: H1593-09A  
 Sample wt/vol: 30.1 (g/mL) G Lab File ID: E3G5775F.D/E3G5775R.D  
 % Moisture: 40 Decanted: (Y/N) N Date Received: 08/20/2009  
 Extraction: (Type) SONC Date Extracted: 08/20/2009  
 Concentrated Extract Volume: 10000 (uL) Date Analyzed: 08/22/2009  
 Injection Volume: 1.0 (uL) GPC Factor: 1.00 Dilution Factor: 1.0  
 GPC Cleanup: (Y/N) N pH: 7.4 Sulfur Cleanup: (Y/N) Y  
 Acid Cleanup: (Y/N) Y

CAS NO.	COMPOUND	CONCENTRATION UNITS: UG/KG (ug/L or ug/Kg)	Q
12674-11-2	Aroclor-1016	55	U
11104-28-2	Aroclor-1221	55	U
11141-16-5	Aroclor-1232	55	U
53469-21-9	Aroclor-1242	55	U
12672-29-6	Aroclor-1248	830	EP
11097-69-1	Aroclor-1254	1200	E
11096-82-5	Aroclor-1260	55	U
37324-23-5	Aroclor-1262	55	U
11100-14-4	Aroclor-1268	55	U

PRELIMINARY  
 SOM01.2 (6/2007)

1H - FORM I ARO  
 AROCLOR ORGANICS ANALYSIS DATA SHEET

EPA SAMPLE NO.

E3N99

Lab Name: MITKEM LABORATORIES Contract: EP-W-05-030  
 Lab Code: MITKEM Case No.: 38897 Mod. Ref No.:                      SDG No.: E3N90  
 Matrix: (SOIL/SED/WATER) SOIL Lab Sample ID: H1593-10A  
 Sample wt/vol: 30.2 (g/mL) G Lab File ID: E3G5776F.D/E3G5776R.D  
 % Moisture: 40 Decanted: (Y/N) N Date Received: 08/20/2009  
 Extraction: (Type) SONC Date Extracted: 08/20/2009  
 Concentrated Extract Volume: 10000 (uL) Date Analyzed: 08/22/2009  
 Injection Volume: 1.0 (uL) GPC Factor: 1.00 Dilution Factor: 1.0  
 GPC Cleanup: (Y/N) N pH: 7.7 Sulfur Cleanup: (Y/N) Y  
 Acid Cleanup: (Y/N) Y

CAS NO.	COMPOUND	CONCENTRATION UNITS: UG/KG	
		(ug/L or ug/Kg)	Q
12674-11-2	Aroclor-1016	55	U
11104-28-2	Aroclor-1221	55	U
11141-16-5	Aroclor-1232	55	U
53469-21-9	Aroclor-1242	55	U
12672-29-6	Aroclor-1248	180	P
11097-69-1	Aroclor-1254	210	P
11096-82-5	Aroclor-1260	55	U
37324-23-5	Aroclor-1262	55	U
11100-14-4	Aroclor-1268	55	U

PRELIMINARY

SOM01.2 (6/2007)

1H - FORM I ARO  
 AROCLOR ORGANICS ANALYSIS DATA SHEET

EPA SAMPLE NO.

E3NA0

Lab Name: MITKEM LABORATORIES Contract: EP-W-05-030  
 Lab Code: MITKEM Case No.: 38897 Mod. Ref No.: \_\_\_\_\_ SDG No.: E3N90  
 Matrix: (SOIL/SED/WATER) SOIL Lab Sample ID: H1593-11A  
 Sample wt/vol: 30.2 (g/mL) G Lab File ID: E3G5777F.D/E3G5777R.D  
 % Moisture: 41 Decanted: (Y/N) N Date Received: 08/20/2009  
 Extraction: (Type) SONC Date Extracted: 08/20/2009  
 Concentrated Extract Volume: 10000 (uL) Date Analyzed: 08/22/2009  
 Injection Volume: 1.0 (uL) GPC Factor: 1.00 Dilution Factor: 1.0  
 GPC Cleanup: (Y/N) N pH: 7.4 Sulfur Cleanup: (Y/N) Y  
 Acid Cleanup: (Y/N) Y

CAS NO.	COMPOUND	CONCENTRATION UNITS: <u>UG/KG</u>	
		(ug/L or ug/Kg)	<u>Q</u>
12674-11-2	Aroclor-1016	56	U
11104-28-2	Aroclor-1221	56	U
11141-16-5	Aroclor-1232	56	U
53469-21-9	Aroclor-1242	56	U
12672-29-6	Aroclor-1248	250	P
11097-69-1	Aroclor-1254	520	
11096-82-5	Aroclor-1260	56	U
37324-23-5	Aroclor-1262	56	U
11100-14-4	Aroclor-1268	56	U

**PRELIMINARY**

SOM01.2 (6/2007)



1H - FORM I ARO  
 AROCLOR ORGANICS ANALYSIS DATA SHEET

EPA SAMPLE NO.

E3NA1

Lab Name: MITKEM LABORATORIES Contract: EP-W-05-030  
 Lab Code: MITKEM Case No.: 38897 Mod. Ref No.: SDG No.: E3N90  
 Matrix: (SOIL/SED/WATER) SOIL Lab Sample ID: H1593-12A  
 Sample wt/vol: 30.1 (g/mL) G Lab File ID: E3G5778F.D/E3G5778R.D  
 % Moisture: 38 Decanted: (Y/N) N Date Received: 08/20/2009  
 Extraction: (Type) SONC Date Extracted: 08/20/2009  
 Concentrated Extract Volume: 10000 (uL) Date Analyzed: 08/22/2009  
 Injection Volume: 1.0 (uL) GPC Factor: 1.00 Dilution Factor: 1.0  
 GPC Cleanup: (Y/N) N pH: 7.5 Sulfur Cleanup: (Y/N) Y  
 Acid Cleanup: (Y/N) Y

CAS NO.	COMPOUND	CONCENTRATION UNITS: UG/KG	
		(ug/L or ug/Kg)	Q
12674-11-2	Aroclor-1016	53	U
11104-28-2	Aroclor-1221	53	U
11141-16-5	Aroclor-1232	53	U
53469-21-9	Aroclor-1242	53	U
12672-29-6	Aroclor-1248	76	P
11097-69-1	Aroclor-1254	120	P
11096-82-5	Aroclor-1260	53	U
37324-23-5	Aroclor-1262	53	U
11100-14-4	Aroclor-1268	53	U

PRELIMINARY

SOM01.2 (6/2007)

1H - FORM I ARO  
 AROCLOR ORGANICS ANALYSIS DATA SHEET

EPA SAMPLE NO.

E3NA2

Lab Name: MITKEM LABORATORIES Contract: EP-W-05-030  
 Lab Code: MITKEM Case No.: 38897 Mod. Ref No.:                      SDG No.: E3N90  
 Matrix: (SOIL/SED/WATER) SOIL Lab Sample ID: H1593-13A  
 Sample wt/vol: 30.1 (g/mL) G Lab File ID: E3G5779F.D/E3G5779R.D  
 % Moisture: 20 Decanted: (Y/N) N Date Received: 08/20/2009  
 Extraction: (Type) SONC Date Extracted: 08/20/2009  
 Concentrated Extract Volume: 10000 (uL) Date Analyzed: 08/22/2009  
 Injection Volume: 1.0 (uL) GPC Factor: 1.00 Dilution Factor: 1.0  
 GPC Cleanup: (Y/N) N pH: 7.7 Sulfur Cleanup: (Y/N) Y  
 Acid Cleanup: (Y/N) Y

CAS NO.	COMPOUND	CONCENTRATION UNITS: UG/KG	
		(ug/L or ug/Kg)	Q
12674-11-2	Aroclor-1016	41	U
11104-28-2	Aroclor-1221	41	U
11141-16-5	Aroclor-1232	41	U
53469-21-9	Aroclor-1242	41	U
12672-29-6	Aroclor-1248	41	U
11097-69-1	Aroclor-1254	27	PJ
11096-82-5	Aroclor-1260	41	U
37324-23-5	Aroclor-1262	41	U
11100-14-4	Aroclor-1268	41	U

PRELIMINARY

1H - FORM I ARO  
 AROCLOR ORGANICS ANALYSIS DATA SHEET

EPA SAMPLE NO.

E3NA3

Lab Name: MITKEM LABORATORIES Contract: EP-W-05-030  
 Lab Code: MITKEM Case No.: 38897 Mod. Ref No.: SDG No.: E3N90  
 Matrix: (SOIL/SED/WATER) SOIL Lab Sample ID: H1593-14A  
 Sample wt/vol: 30.3 (g/mL) G Lab File ID: E3G5780F.D/E3G5780R.D  
 % Moisture: 26 Decanted: (Y/N) N Date Received: 08/20/2009  
 Extraction: (Type) SONC Date Extracted: 08/20/2009  
 Concentrated Extract Volume: 10000 (uL) Date Analyzed: 08/22/2009  
 Injection Volume: 1.0 (uL) GPC Factor: 1.00 Dilution Factor: 1.0  
 GPC Cleanup: (Y/N) N pH: 7.5 Sulfur Cleanup: (Y/N) Y  
 Acid Cleanup: (Y/N) Y

CAS NO.	COMPOUND	CONCENTRATION UNITS: UG/KG	
		(ug/L or ug/Kg)	Q
12674-11-2	Aroclor-1016	44	U
11104-28-2	Aroclor-1221	44	U
11141-16-5	Aroclor-1232	44	U
53469-21-9	Aroclor-1242	44	U
12672-29-6	Aroclor-1248	44	U
11097-69-1	Aroclor-1254	44	U
11096-82-5	Aroclor-1260	44	U
37324-23-5	Aroclor-1262	44	U
11100-14-4	Aroclor-1268	44	U

PRELIMINARY

SOM01.2 (6/2007)

1H - FORM I ARO  
 AROCLOR ORGANICS ANALYSIS DATA SHEET

EPA SAMPLE NO.

E3NA4

Lab Name: MITKEM LABORATORIES Contract: EP-W-05-030  
 Lab Code: MITKEM Case No.: 38897 Mod. Ref No.:                      SDG No.: E3N90  
 Matrix: (SOIL/SED/WATER) SOIL Lab Sample ID: H1593-15A  
 Sample wt/vol: 30.3 (g/mL) G Lab File ID: E3G5781F.D/E3G5781R.D  
 % Moisture: 37 Decanted: (Y/N) N Date Received: 08/20/2009  
 Extraction: (Type) SONC Date Extracted: 08/20/2009  
 Concentrated Extract Volume: 10000 (uL) Date Analyzed: 08/22/2009  
 Injection Volume: 1.0 (uL) GPC Factor: 1.00 Dilution Factor: 1.0  
 GPC Cleanup: (Y/N) N pH: 7.2 Sulfur Cleanup: (Y/N) Y  
 Acid Cleanup: (Y/N) Y

CAS NO.	COMPOUND	CONCENTRATION UNITS: <u>UG/KG</u>	
		(ug/L or ug/Kg)	<u>Q</u>
12674-11-2	Aroclor-1016	52	U
11104-28-2	Aroclor-1221	52	U
11141-16-5	Aroclor-1232	52	U
53469-21-9	Aroclor-1242	52	U
12672-29-6	Aroclor-1248	2000	E
11097-69-1	Aroclor-1254	1300	E
11096-82-5	Aroclor-1260	52	U
37324-23-5	Aroclor-1262	52	U
11100-14-4	Aroclor-1268	52	U

PRELIMINARY

1H - FORM I ARO  
 AROCLOR ORGANICS ANALYSIS DATA SHEET

EPA SAMPLE NO.

E3NA5

Lab Name: MITKEM LABORATORIES Contract: EP-W-05-030  
 Lab Code: MITKEM Case No.: 38897 Mod. Ref No.: SDG No.: E3N90  
 Matrix: (SOIL/SED/WATER) SOIL Lab Sample ID: H1593-16A  
 Sample wt/vol: 30.2 (g/mL) G Lab File ID: E3G5782F.D/E3G5782R.D  
 % Moisture: 36 Decanted: (Y/N) N Date Received: 08/20/2009  
 Extraction: (Type) SONC Date Extracted: 08/20/2009  
 Concentrated Extract Volume: 10000 (uL) Date Analyzed: 08/22/2009  
 Injection Volume: 1.0 (uL) GPC Factor: 1.00 Dilution Factor: 1.0  
 GPC Cleanup: (Y/N) N pH: 7.3 Sulfur Cleanup: (Y/N) Y  
 Acid Cleanup: (Y/N) Y

CAS NO.	COMPOUND	CONCENTRATION UNITS: <u>UG/KG</u>	
		(ug/L or ug/Kg)	<u>Q</u>
12674-11-2	Aroclor-1016	51	U
11104-28-2	Aroclor-1221	51	U
11141-16-5	Aroclor-1232	51	U
53469-21-9	Aroclor-1242	51	U
12672-29-6	Aroclor-1248	3600	E
11097-69-1	Aroclor-1254	2000	E
11096-82-5	Aroclor-1260	51	U
37324-23-5	Aroclor-1262	51	U
11100-14-4	Aroclor-1268	51	U

PRELIMINARY

1H - FORM I ARO  
 AROCLOR ORGANICS ANALYSIS DATA SHEET

EPA SAMPLE NO.

E3NA6

Lab Name: MITKEM LABORATORIES Contract: EP-W-05-030  
 Lab Code: MITKEM Case No.: 38897 Mod. Ref No.:                      SDG No.: E3N90  
 Matrix: (SOIL/SED/WATER) SOIL Lab Sample ID: H1593-17A  
 Sample wt/vol: 30.4 (g/mL) G Lab File ID: E3G5783F.D/E3G5783R.D  
 % Moisture: 36 Decanted: (Y/N) N Date Received: 08/20/2009  
 Extraction: (Type) SONC Date Extracted: 08/20/2009  
 Concentrated Extract Volume: 10000 (uL) Date Analyzed: 08/22/2009  
 Injection Volume: 1.0 (uL) GPC Factor: 1.00 Dilution Factor: 1.0  
 GPC Cleanup: (Y/N) N pH: 7.4 Sulfur Cleanup: (Y/N) Y  
 Acid Cleanup: (Y/N) Y

CAS NO.	COMPOUND	CONCENTRATION UNITS:	
		(ug/L or ug/Kg)	UG/KG
12674-11-2	Aroclor-1016	51	U
11104-28-2	Aroclor-1221	51	U
11141-16-5	Aroclor-1232	51	U
53469-21-9	Aroclor-1242	51	U
12672-29-6	Aroclor-1248	3000	E
11097-69-1	Aroclor-1254	2100	E
11096-82-5	Aroclor-1260	51	U
37324-23-5	Aroclor-1262	51	U
11100-14-4	Aroclor-1268	51	U

**PRELIMINARY**

SOM01.2 (6/2007)

1H - FORM I ARO  
 AROCLOR ORGANICS ANALYSIS DATA SHEET

EPA SAMPLE NO.

E3NA7

Lab Name: MITKEM LABORATORIES Contract: EP-W-05-030  
 Lab Code: MITKEM Case No.: 38897 Mod. Ref No.: \_\_\_\_\_ SDG No.: E3N90  
 Matrix: (SOIL/SED/WATER) SOIL Lab Sample ID: H1593-18A  
 Sample wt/vol: 30.5 (g/mL) G Lab File ID: E3G5784F.D/E3G5784R.D  
 % Moisture: 37 Decanted: (Y/N) N Date Received: 08/20/2009  
 Extraction: (Type) SONC Date Extracted: 08/20/2009  
 Concentrated Extract Volume: 10000 (uL) Date Analyzed: 08/22/2009  
 Injection Volume: 1.0 (uL) GPC Factor: 1.00 Dilution Factor: 1.0  
 GPC Cleanup: (Y/N) N pH: 7.6 Sulfur Cleanup: (Y/N) Y  
 Acid Cleanup: (Y/N) Y

CAS NO.	COMPOUND	CONCENTRATION UNITS:	
		UG/KG (ug/L or ug/Kg)	Q
12674-11-2	Aroclor-1016	52	U
11104-28-2	Aroclor-1221	52	U
11141-16-5	Aroclor-1232	52	U
53469-21-9	Aroclor-1242	52	U
12672-29-6	Aroclor-1248	52	U
11097-69-1	Aroclor-1254	52	U
11096-82-5	Aroclor-1260	52	U
37324-23-5	Aroclor-1262	52	U
11100-14-4	Aroclor-1268	52	U

**PRELIMINARY**

1H - FORM I ARO  
 AROCLOR ORGANICS ANALYSIS DATA SHEET

EPA SAMPLE NO.

E3NA8

Lab Name: MITKEM LABORATORIES Contract: EP-W-05-030  
 Lab Code: MITKEM Case No.: 38897 Mod. Ref No.: SDG No.: E3N90  
 Matrix: (SOIL/SED/WATER) SOIL Lab Sample ID: H1593-19A  
 Sample wt/vol: 30.5 (g/mL) G Lab File ID: E3G5785F.D/E3G5785R.D  
 % Moisture: 38 Decanted: (Y/N) N Date Received: 08/20/2009  
 Extraction: (Type) SONC Date Extracted: 08/20/2009  
 Concentrated Extract Volume: 10000 (uL) Date Analyzed: 08/22/2009  
 Injection Volume: 1.0 (uL) GPC Factor: 1.00 Dilution Factor: 1.0  
 GPC Cleanup: (Y/N) N pH: 7.6 Sulfur Cleanup: (Y/N) Y  
 Acid Cleanup: (Y/N) Y

CAS NO.	COMPOUND	CONCENTRATION UNITS: UG/KG	
		(ug/L or ug/Kg)	Q
12674-11-2	Aroclor-1016	52	U
11104-28-2	Aroclor-1221	52	U
11141-16-5	Aroclor-1232	52	U
53469-21-9	Aroclor-1242	52	U
12672-29-6	Aroclor-1248	52	U
11097-69-1	Aroclor-1254	52	U
11096-82-5	Aroclor-1260	52	U
37324-23-5	Aroclor-1262	52	U
11100-14-4	Aroclor-1268	52	U

PRELIMINARY

SOM01.2 (6/2007)



1H - FORM I ARO  
 AROCLOR ORGANICS ANALYSIS DATA SHEET

EPA SAMPLE NO.

E3NA9

Lab Name: MITKEM LABORATORIES Contract: EP-W-05-030  
 Lab Code: MITKEM Case No.: 38897 Mod. Ref No.:                      SDG No.: E3N90  
 Matrix: (SOIL/SED/WATER) SOIL Lab Sample ID: H1593-20A  
 Sample wt/vol: 30.2 (g/mL) G Lab File ID: E3G5786F.D/E3G5786R.D  
 % Moisture: 48 Decanted: (Y/N) N Date Received: 08/20/2009  
 Extraction: (Type) SONC Date Extracted: 08/20/2009  
 Concentrated Extract Volume: 10000 (uL) Date Analyzed: 08/22/2009  
 Injection Volume: 1.0 (uL) GPC Factor: 1.00 Dilution Factor: 1.0  
 GPC Cleanup: (Y/N) N pH: 7.1 Sulfur Cleanup: (Y/N) Y  
 Acid Cleanup: (Y/N) Y

CAS NO.	COMPOUND	CONCENTRATION UNITS:	
		(ug/L or ug/Kg)	UG/KG
12674-11-2	Aroclor-1016	63	U
11104-28-2	Aroclor-1221	63	U
11141-16-5	Aroclor-1232	63	U
53469-21-9	Aroclor-1242	63	U
12672-29-6	Aroclor-1248	950	EP
11097-69-1	Aroclor-1254	1300	E
11096-82-5	Aroclor-1260	640	E
37324-23-5	Aroclor-1262	63	U
11100-14-4	Aroclor-1268	63	U

**PRELIMINARY**

SOM01.2 (6/2007)

10C - FORM X ARO  
IDENTIFICATION SUMMARY  
FOR MULTICOMPONENT ANALYTES

EPA SAMPLE NO.

E3N90

Lab Name: MITKEM LABORATORIES Contract: EP-W-05-030  
 Lab Code: MITKEM Case No.: 38897 Mod. Ref No.: SDG No.: E3N90  
 Lab Sample ID: H1593-01A Date(s) Analyzed: 08/22/2009 08/22/2009  
 Instrument ID (1): E3 Instrument ID (2): E3  
 GC Column(1): CLPPest ID: 0.53 (mm) GC Column(2): CLPPestII ID: 0.53 (MM)

ANALYTE	PEAK	RT	RT WINDOW		CONCENTRATION		%D
			FROM	TO	PEAK	MEAN	
Aroclor-1248	1	4.669	4.603	4.743	118.1743	148.543066	
	2	5.264	5.197	5.337	139.6143		
	3	5.460	5.389	5.529	187.8406		
	4						
	5						
COLUMN 1	1	5.648	5.597	5.737	67.5108	199.470971	34.3
	2	5.992	5.922	6.062	131.9221		
	3	6.222	6.188	6.328	398.9800		
	4						
	5						
COLUMN 2	1	5.862	5.791	5.931	286.3650	214.532991	
	2	6.169	6.090	6.230	216.9240		
	3	6.638	6.615	6.755	140.3100		
	4						
	5						
Aroclor-1254	1	6.222	6.127	6.267	364.1848	244.454119	13.9
	2	6.746	6.680	6.820	232.8693		
	3	7.030	6.956	7.096	136.3082		
	4						
	5						
COLUMN 1	1	6.222	6.127	6.267	364.1848	244.454119	13.9
	2	6.746	6.680	6.820	232.8693		
	3	7.030	6.956	7.096	136.3082		
	4						
	5						
COLUMN 2	1	6.222	6.127	6.267	364.1848	244.454119	13.9
	2	6.746	6.680	6.820	232.8693		
	3	7.030	6.956	7.096	136.3082		
	4						
	5						

At least 3 peaks for each column are required for identification of multicomponent analytes

10C - FORM X ARO  
 IDENTIFICATION SUMMARY  
 FOR MULTICOMPONENT ANALYTES

EPA SAMPLE NO.

E3N91

Lab Name: MITKEM LABORATORIES Contract: EP-W-05-030  
 Lab Code: MITKEM Case No.: 38897 Mod. Ref No.: SDG No.: E3N90  
 Lab Sample ID: H1593-02A Date(s) Analyzed: 08/22/2009 08/22/2009  
 Instrument ID (1): E3 Instrument ID (2): E3  
 GC Column(1): CLPPest ID: 0.53 (mm) GC Column(2): CLPPestII ID: 0.53 (MM)

ANALYTE	PEAK	RT	RT WINDOW		CONCENTRATION		%D
			FROM	TO	PEAK	MEAN	
Aroclor-1248	1	4.670	4.603	4.743	144.7747	168.859043	
	2	5.264	5.197	5.337	165.4881		
COLUMN 1	3	5.462	5.389	5.529	196.3144		
	4						
	5						
COLUMN 2	1	5.648	5.597	5.737	89.7155	237.176274	40.5
	2	5.992	5.922	6.062	150.5774		
	3	6.223	6.188	6.328	471.2359		
	4						
	5						
Aroclor-1254	1	5.863	5.791	5.931	349.3397	268.701267	
	2	6.171	6.090	6.230	262.2022		
COLUMN 1	3	6.640	6.615	6.755	194.5619		
	4						
	5						
COLUMN 2	1	6.223	6.127	6.267	430.1393	284.722151	6.0
	2	6.745	6.680	6.820	283.3972		
	3	7.031	6.956	7.096	140.6300		
	4						
	5						

At least 3 peaks for each column are required for identification of multicomponent analytes

PRELIMINARY

10C - FORM X ARO  
IDENTIFICATION SUMMARY  
FOR MULTICOMPONENT ANALYTES

EPA SAMPLE NO.

E3N91MS

Lab Name: MITKEM LABORATORIES Contract: EP-W-05-030  
 Lab Code: MITKEM Case No.: 38897 Mod. Ref No.: SDG No.: E3N90  
 Lab Sample ID: H1593-02AMS Date(s) Analyzed: 08/22/2009 08/22/2009  
 Instrument ID (1): E3 Instrument ID (2): E3  
 GC Column(1): CLPPest ID: 0.53 (mm) GC Column(2): CLPPestII ID: 0.53 (MM)

ANALYTE	PEAK	RT	RT WINDOW		CONCENTRATION		%D
			FROM	TO	PEAK	MEAN	
Aroclor-1016	1	4.398	4.327	4.467	168.3131	151.984978	
	2	4.513	4.442	4.582	124.8605		
	3	4.866	4.795	4.935	162.7814		
	4						
	5						
COLUMN 1	1	4.937	4.870	5.010	149.6603	163.148004	7.3
	2	5.176	5.107	5.247	152.9852		
	3	5.540	5.472	5.612	186.7985		
	4						
	5						
COLUMN 2	1	4.673	4.603	4.743	197.0128	199.985325	
	2	5.266	5.197	5.337	181.5314		
	3	5.465	5.389	5.529	221.4118		
	4						
	5						
Aroclor-1248	1	5.667	5.597	5.737	143.4528	325.184693	62.6
	2	5.995	5.922	6.062	207.8980		
	3	6.228	6.188	6.328	624.2032		
	4						
	5						
COLUMN 1	1	5.867	5.791	5.931	371.3918	274.936604	
	2	6.175	6.090	6.230	265.7685		
	3	6.648	6.615	6.755	187.6496		
	4						
	5						
COLUMN 2	1	6.228	6.127	6.267	569.7663	364.829648	32.7
	2	6.750	6.680	6.820	347.6382		
	3	7.033	6.956	7.096	177.0845		
	4						
	5						

10C - FORM X ARO  
IDENTIFICATION SUMMARY  
FOR MULTICOMPONENT ANALYTES

EPA SAMPLE NO.

E3N91MS

Lab Name: MITKEM LABORATORIES Contract: EP-W-05-030  
 Lab Code: MITKEM Case No.: 38897 Mod. Ref No.: SDG No.: E3N90  
 Lab Sample ID: H1593-02AMS Date(s) Analyzed: 08/22/2009 08/22/2009  
 Instrument ID (1): E3 Instrument ID (2): E3  
 GC Column(1): CLPPest ID: 0.53 (mm) GC Column(2): CLPPestII ID: 0.53 (MM)

ANALYTE	PEAK	RT	RT WINDOW		CONCENTRATION		%D
			FROM	TO	PEAK	MEAN	
Aroclor-1260	1	6.394	6.296	6.436	312.5781	203.046547	
	2	7.520	7.434	7.574	167.9549		
	3	7.905	7.799	7.939	128.6066		
COLUMN 1	4						
	5						
	1	7.763	7.649	7.789	769.2669	491.683649	142.2
	2	8.616	8.507	8.647	386.1541		
	3	9.092	9.020	9.160	319.6300		
4							
5							
COLUMN 2							

At least 3 peaks for each column are required for identification of multicomponent analytes

**PRELIMINARY**  
SOM01.2 (6/2007)

10C - FORM X ARO  
 IDENTIFICATION SUMMARY  
 FOR MULTICOMPONENT ANALYTES

EPA SAMPLE NO.

E3N91MSD

Lab Name: MITKEM LABORATORIES Contract: EP-W-05-030  
 Lab Code: MITKEM Case No.: 38897 Mod. Ref No.: SDG No.: E3N90  
 Lab Sample ID: H1593-02AMSD Date(s) Analyzed: 08/22/2009 08/22/2009  
 Instrument ID (1): E3 Instrument ID (2): E3  
 GC Column(1): CLPPest ID: 0.53 (mm) GC Column(2): CLPPestII ID: 0.53 (MM)

ANALYTE	PEAK	RT	RT WINDOW		CONCENTRATION		%D
			FROM	TO	PEAK	MEAN	
Aroclor-1016	1	4.397	4.327	4.467	169.1631	167.223460	
	2	4.511	4.442	4.582	154.1265		
	3	4.863	4.795	4.935	178.3807		
	4						
	5						
COLUMN 1	1	4.936	4.870	5.010	144.0496	153.568916	8.9
	2	5.173	5.107	5.247	150.0744		
	3	5.538	5.472	5.612	166.5827		
	4						
	5						
COLUMN 2	1	4.671	4.603	4.743	186.2566	199.959220	
	2	5.264	5.197	5.337	197.9466		
	3	5.462	5.389	5.529	215.6744		
	4						
	5						
Aroclor-1248	1	5.667	5.597	5.737	124.5870	274.829904	37.4
	2	5.993	5.922	6.062	173.7930		
	3	6.223	6.188	6.328	526.1097		
	4						
	5						
COLUMN 2	1	5.863	5.791	5.931	318.9137	330.719225	
	2	6.171	6.090	6.230	245.7013		
	3	6.723	6.615	6.755	427.5426		
	4						
	5						
Aroclor-1254	1	6.223	6.127	6.267	480.2275	298.991296	10.6
	2	6.747	6.680	6.820	277.7471		
	3	7.028	6.956	7.096	138.9993		
	4						
	5						
COLUMN 1	1	6.223	6.127	6.267	480.2275	298.991296	10.6
	2	6.747	6.680	6.820	277.7471		
	3	7.028	6.956	7.096	138.9993		
	4						
	5						

PRELIMINARY

10C - FORM X ARO  
 IDENTIFICATION SUMMARY  
 FOR MULTICOMPONENT ANALYTES

EPA SAMPLE NO.

E3N91MSD

Lab Name: MITKEM LABORATORIES Contract: EP-W-05-030  
 Lab Code: MITKEM Case No.: 38897 Mod. Ref No.: SDG No.: E3N90  
 Lab Sample ID: H1593-02AMSD Date(s) Analyzed: 08/22/2009 08/22/2009  
 Instrument ID (1): E3 Instrument ID (2): E3  
 GC Column(1): CLPPest ID: 0.53 (mm) GC Column(2): CLPPestII ID: 0.53 (MM)

ANALYTE	PEAK	RT	RT WINDOW		CONCENTRATION		%D
			FROM	TO	PEAK	MEAN	
Aroclor-1260	1	6.386	6.296	6.436	301.5931	220.681065	
	2	7.513	7.434	7.574	181.0456		
	3	7.878	7.799	7.939	179.4045		
COLUMN 1	4						
	5						
	1	7.758	7.649	7.789	644.1713	438.953859	98.9
	2	8.606	8.507	8.647	393.4090		
	3	9.088	9.020	9.160	279.2813		
4							
5							
COLUMN 2							

At least 3 peaks for each column are required for identification of multicomponent analytes

PRELIMINARY

10C - FORM X ARO  
IDENTIFICATION SUMMARY  
FOR MULTICOMPONENT ANALYTES

EPA SAMPLE NO.

E3N92

Lab Name: MITKEM LABORATORIES Contract: EP-W-05-030  
 Lab Code: MITKEM Case No.: 38897 Mod. Ref No.: SDG No.: E3N90  
 Lab Sample ID: H1593-03A Date(s) Analyzed: 08/22/2009 08/22/2009  
 Instrument ID (1): E3 Instrument ID (2): E3  
 GC Column(1): CLPPest ID: 0.53 (mm) GC Column(2): CLPPestII ID: 0.53 (MM)

ANALYTE	PEAK	RT	RT WINDOW		CONCENTRATION		%D
			FROM	TO	PEAK	MEAN	
Aroclor-1248	1	4.674	4.603	4.743	116.0248	97.847442	
	2	5.264	5.197	5.337	97.3647		
COLUMN 1	3	5.458	5.389	5.529	80.1527		
	4						
	5						
COLUMN 2	1	5.647	5.597	5.737	48.6227	153.466316	56.8
	2	5.991	5.922	6.062	72.2786		
	3	6.221	6.188	6.328	339.4977		
	4						
	5						
Aroclor-1254	1	5.861	5.791	5.931	149.6752	107.509338	
	2	6.168	6.090	6.230	91.3126		
COLUMN 1	3	6.636	6.615	6.755	81.5402		
	4						
	5						
COLUMN 2	1	6.221	6.127	6.267	309.8900	156.047349	45.1
	2	6.742	6.680	6.820	121.1035		
	3	7.026	6.956	7.096	37.1485		
	4						
	5						

At least 3 peaks for each column are required for identification of multicomponent analytes

**PRELIMINARY**



10C - FORM X ARO  
IDENTIFICATION SUMMARY  
FOR MULTICOMPONENT ANALYTES

EPA SAMPLE NO.

E3N93

Lab Name: MITKEM LABORATORIES Contract: EP-W-05-030  
 Lab Code: MITKEM Case No.: 38897 Mod. Ref No.: SDG No.: E3N90  
 Lab Sample ID: H1593-04A Date(s) Analyzed: 08/22/2009 08/22/2009  
 Instrument ID (1): E3 Instrument ID (2): E3  
 GC Column(1): CLPPest ID: 0.53 (mm) GC Column(2): CLPPestII ID: 0.53 (MM)

ANALYTE	PEAK	RT	RT WINDOW		CONCENTRATION		%D
			FROM	TO	PEAK	MEAN	
Aroclor-1248	1	4.673	4.603	4.743	43.5397	59.940441	
	2	5.266	5.197	5.337	101.7312		
COLUMN 1	3	5.466	5.389	5.529	34.5504		
	4						
	5						
COLUMN 2	1	5.651	5.597	5.737	27.4233	159.671608	166.4
	2	5.993	5.922	6.062	46.1910		
	3	6.223	6.188	6.328	405.4006		
	4						
	5						
Aroclor-1254	1	5.861	5.791	5.931	100.8723	67.810855	
	2	6.159	6.090	6.230	47.3561		
COLUMN 1	3	6.636	6.615	6.755	55.2042		
	4						
	5						
COLUMN 2	1	6.223	6.127	6.267	370.0454	157.953113	132.9
	2	6.739	6.680	6.820	81.8390		
	3	7.032	6.956	7.096	21.9749		
	4						
	5						

At least 3 peaks for each column are required for identification of multicomponent analytes

**PRELIMINARY**

10C - FORM X ARO  
IDENTIFICATION SUMMARY  
FOR MULTICOMPONENT ANALYTES

EPA SAMPLE NO.

E3N94

Lab Name: MITKEM LABORATORIES Contract: EP-W-05-030  
 Lab Code: MITKEM Case No.: 38897 Mod. Ref No.: SDG No.: E3N90  
 Lab Sample ID: H1593-05A Date(s) Analyzed: 08/22/2009 08/22/2009  
 Instrument ID (1): E3 Instrument ID (2): E3  
 GC Column(1): CLPPest ID: 0.53 (mm) GC Column(2): CLPPestII ID: 0.53 (MM)

ANALYTE	PEAK	RT	RT WINDOW		CONCENTRATION		%D
			FROM	TO	PEAK	MEAN	
Aroclor-1248	1	4.671	4.603	4.743	22.5760	45.937391	
	2	5.265	5.197	5.337	89.3603		
COLUMN 1	3	5.463	5.389	5.529	25.8759		
	4						
	5						
COLUMN 2	1	5.646	5.597	5.737	24.6964	135.267165	194.5
	2	5.991	5.922	6.062	26.4152		
	3	6.223	6.188	6.328	354.6899		
	4						
	5						
Aroclor-1254	1	5.861	5.791	5.931	45.4128	40.185510	
	2	6.157	6.090	6.230	48.1585		
COLUMN 1	3	6.636	6.615	6.755	26.9853		
	4						
	5						
COLUMN 2	1	6.223	6.127	6.267	323.7573	123.437482	207.2
	2	6.741	6.680	6.820	37.6956		
	3	6.991	6.956	7.096	8.8596		
	4						
	5						

At least 3 peaks for each column are required for identification of multicomponent analytes

**PRELIMINARY**

10C - FORM X ARO  
IDENTIFICATION SUMMARY  
FOR MULTICOMPONENT ANALYTES

EPA SAMPLE NO.

E3N95

Lab Name: MITKEM LABORATORIES Contract: EP-W-05-030  
 Lab Code: MITKEM Case No.: 38897 Mod. Ref No.: SDG No.: E3N90  
 Lab Sample ID: H1593-06A Date(s) Analyzed: 08/22/2009 08/22/2009  
 Instrument ID (1): E3 Instrument ID (2): E3  
 GC Column(1): CLPPest ID: 0.53 (mm) GC Column(2): CLPPestII ID: 0.53 (MM)

ANALYTE	PEAK	RT	RT WINDOW		CONCENTRATION		%D
			FROM	TO	PEAK	MEAN	
Aroclor-1248	1	4.671	4.603	4.743	22.8123	33.638446	
	2	5.265	5.197	5.337	69.3714		
COLUMN 1	3	5.462	5.389	5.529	0.0000		
	4						
	5						
COLUMN 2	1	5.645	5.597	5.737	24.9072	141.856566	321.7
	2	5.990	5.922	6.062	26.8433		
	3	6.223	6.188	6.328	373.8192		
	4						
	5						
Aroclor-1254	1	5.860	5.791	5.931	37.5059	30.909468	
	2	6.157	6.090	6.230	33.6881		
COLUMN 1	3	6.636	6.615	6.755	21.5343		
	4						
	5						
COLUMN 2	1	6.223	6.127	6.267	341.2183	130.203465	321.2
	2	6.739	6.680	6.820	40.0128		
	3	6.989	6.956	7.096	9.3793		
	4						
	5						

At least 3 peaks for each column are required for identification of multicomponent analytes

PRELIMINARY

10C - FORM X ARO  
 IDENTIFICATION SUMMARY  
 FOR MULTICOMPONENT ANALYTES

EPA SAMPLE NO.

E3N97

Lab Name: MITKEM LABORATORIES Contract: EP-W-05-030  
 Lab Code: MITKEM Case No.: 38897 Mod. Ref No.: SDG No.: E3N90  
 Lab Sample ID: H1593-08A Date(s) Analyzed: 08/22/2009 08/22/2009  
 Instrument ID (1): E3 Instrument ID (2): E3  
 GC Column(1): CLPPest ID: 0.53 (mm) GC Column(2): CLPPestII ID: 0.53 (MM)

ANALYTE	PEAK	RT	RT WINDOW		CONCENTRATION		%D
			FROM	TO	PEAK	MEAN	
Aroclor-1248	1	4.678	4.603	4.743	3362.1567	4405.271789	
	2	5.276	5.197	5.337	4290.1472		
COLUMN 1	3	5.464	5.389	5.529	5563.5115		
	4						
	5						
COLUMN 2	1	5.669	5.597	5.737	3712.3575	4346.694530	1.3
	2	5.997	5.922	6.062	4780.5747		
	3	6.262	6.188	6.328	4547.1514		
	4						
	5						
Aroclor-1254	1	5.866	5.791	5.931	3236.0954	3088.198448	
	2	6.168	6.090	6.230	3310.5290		
COLUMN 1	3	6.699	6.615	6.755	2717.9709		
	4						
	5						
COLUMN 2	1	6.203	6.127	6.267	3104.4272	3070.460081	0.6
	2	6.752	6.680	6.820	2972.9718		
	3	7.030	6.956	7.096	3133.9813		
	4						
	5						

At least 3 peaks for each column are required for identification of multicomponent analytes

**PRELIMINARY**

10C - FORM X ARO  
 IDENTIFICATION SUMMARY  
 FOR MULTICOMPONENT ANALYTES

EPA SAMPLE NO.

E3N98

Lab Name: MITKEM LABORATORIES Contract: EP-W-05-030  
 Lab Code: MITKEM Case No.: 38897 Mod. Ref No.: SDG No.: E3N90  
 Lab Sample ID: H1593-09A Date(s) Analyzed: 08/22/2009 08/22/2009  
 Instrument ID (1): E3 Instrument ID (2): E3  
 GC Column(1): CLPPest ID: 0.53 (mm) GC Column(2): CLPPestII ID: 0.53 (MM)

ANALYTE	PEAK	RT	RT WINDOW		CONCENTRATION		%D
			FROM	TO	PEAK	MEAN	
Aroclor-1248	1	4.666	4.603	4.743	828.0234	1143.210584	
	2	5.254	5.197	5.337	927.2216		
COLUMN 1	3	5.459	5.389	5.529	1674.3868		
	4						
	5						
COLUMN 2	1	5.669	5.597	5.737	538.3835	833.400236	37.2
	2	5.994	5.922	6.062	1069.4565		
	3	6.264	6.188	6.328	892.3608		
	4						
	5						
Aroclor-1254	1	5.866	5.791	5.931	1254.8731	1286.587094	
	2	6.167	6.090	6.230	1325.8543		
COLUMN 1	3	6.701	6.615	6.755	1279.0338		
	4						
	5						
COLUMN 2	1	6.203	6.127	6.267	1128.4872	1158.805077	11.0
	2	6.751	6.680	6.820	1147.2316		
	3	7.030	6.956	7.096	1200.6964		
	4						
	5						

At least 3 peaks for each column are required for identification of multicomponent analytes

PRELIMINARY

10C - FORM X ARO  
 IDENTIFICATION SUMMARY  
 FOR MULTICOMPONENT ANALYTES

EPA SAMPLE NO.

E3N99

Lab Name: MITKEM LABORATORIES Contract: EP-W-05-030  
 Lab Code: MITKEM Case No.: 38897 Mod. Ref No.: SDG No.: E3N90  
 Lab Sample ID: H1593-10A Date(s) Analyzed: 08/22/2009 08/22/2009  
 Instrument ID (1): E3 Instrument ID (2): E3  
 GC Column(1): CLPPest ID: 0.53 (mm) GC Column(2): CLPPestII ID: 0.53 (MM)

ANALYTE	PEAK	RT	RT WINDOW		CONCENTRATION		%D
			FROM	TO	PEAK	MEAN	
Aroclor-1248	1	4.670	4.603	4.743	136.8298	181.374168	
	2	5.264	5.197	5.337	202.9373		
COLUMN 1	3	5.462	5.389	5.529	204.3554		
	4						
	5						
COLUMN 2	1	5.652	5.597	5.737	65.9829		
	2	5.993	5.922	6.062	142.2112		
	3	6.227	6.188	6.328	636.7390		
	4						
	5						
						281.644366	55.3
Aroclor-1254	1	5.865	5.791	5.931	263.7799	205.843861	
	2	6.169	6.090	6.230	232.1169		
COLUMN 1	3	6.643	6.615	6.755	121.6347		
	4						
	5						
COLUMN 2	1	6.227	6.127	6.267	581.2088		
	2	6.748	6.680	6.820	223.1283		
	3	7.032	6.956	7.096	136.7284		
	4						
	5						
						313.688506	52.4

At least 3 peaks for each column are required for identification of multicomponent analytes

PRELIMINARY

10C - FORM X ARO  
 IDENTIFICATION SUMMARY  
 FOR MULTICOMPONENT ANALYTES

EPA SAMPLE NO.

E3NA0

Lab Name: MITKEM LABORATORIES Contract: EP-W-05-030  
 Lab Code: MITKEM Case No.: 38897 Mod. Ref No.: SDG No.: E3N90  
 Lab Sample ID: H1593-11A Date(s) Analyzed: 08/22/2009 08/22/2009  
 Instrument ID (1): E3 Instrument ID (2): E3  
 GC Column(1): CLPPest ID: 0.53 (mm) GC Column(2): CLPPestII ID: 0.53 (MM)

ANALYTE	PEAK	RT	RT WINDOW		CONCENTRATION		%D
			FROM	TO	PEAK	MEAN	
Aroclor-1248	1	4.667	4.603	4.743	291.4975	382.511701	
	2	5.253	5.197	5.337	245.0293		
COLUMN 1	3	5.459	5.389	5.529	611.0084		
	4						
	5						
COLUMN 2	1	5.665	5.597	5.737	106.7457		
	2	5.992	5.922	6.062	364.8332		
	3	6.268	6.188	6.328	276.6513		
	4						
	5						
Aroclor-1254	1	5.865	5.791	5.931	615.6869	585.075635	
	2	6.168	6.090	6.230	564.6214		
COLUMN 1	3	6.716	6.615	6.755	574.9186		
	4						
	5						
COLUMN 2	1	6.218	6.127	6.267	596.0500		
	2	6.749	6.680	6.820	509.4984		
	3	7.030	6.956	7.096	457.1006		
	4						
	5						
					520.883000	12.3	

At least 3 peaks for each column are required for identification of multicomponent analytes

**PRELIMINARY**

10C - FORM X ARO  
IDENTIFICATION SUMMARY  
FOR MULTICOMPONENT ANALYTES

EPA SAMPLE NO.

E3NA1

Lab Name: MITKEM LABORATORIES Contract: EP-W-05-030  
 Lab Code: MITKEM Case No.: 38897 Mod. Ref No.: SDG No.: E3N90  
 Lab Sample ID: H1593-12A Date(s) Analyzed: 08/22/2009 08/22/2009  
 Instrument ID (1): E3 Instrument ID (2): E3  
 GC Column(1): CLPPest ID: 0.53 (mm) GC Column(2): CLPPestII ID: 0.53 (MM)

ANALYTE	PEAK	RT	RT WINDOW		CONCENTRATION		%D
			FROM	TO	PEAK	MEAN	
Aroclor-1248	1	4.672	4.603	4.743	70.9524	76.404927	
	2	5.267	5.197	5.337	108.7538		
COLUMN 1	3	5.468	5.389	5.529	49.5086		
	4						
	5						
COLUMN 2	1	5.647	5.597	5.737	71.6522	195.462496	155.8
	2	5.992	5.922	6.062	73.5999		
	3	6.225	6.188	6.328	441.1354		
	4						
	5						
Aroclor-1254	1	5.864	5.791	5.931	174.1434	124.210337	
	2	6.168	6.090	6.230	84.8624		
COLUMN 1	3	6.643	6.615	6.755	113.6252		
	4						
	5						
COLUMN 2	1	6.225	6.127	6.267	402.6639	191.290650	54.0
	2	6.742	6.680	6.820	141.7350		
	3	7.033	6.956	7.096	29.4730		
	4						
	5						

At least 3 peaks for each column are required for identification of multicomponent analytes

**PRELIMINARY**



10C - FORM X ARO  
IDENTIFICATION SUMMARY  
FOR MULTICOMPONENT ANALYTES

EPA SAMPLE NO.

E3NA2

Lab Name: MITKEM LABORATORIES Contract: EP-W-05-030  
 Lab Code: MITKEM Case No.: 38897 Mod. Ref No.: SDG No.: E3N90  
 Lab Sample ID: H1593-13A Date(s) Analyzed: 08/22/2009 08/22/2009  
 Instrument ID (1): E3 Instrument ID (2): E3  
 GC Column(1): CLPPest ID: 0.53 (mm) GC Column(2): CLPPestII ID: 0.53 (MM)

ANALYTE	PEAK	RT	RT WINDOW		CONCENTRATION		%D
			FROM	TO	PEAK	MEAN	
Aroclor-1254	1	5.858	5.791	5.931	42.4809	26.861328	
	2	6.161	6.090	6.230	15.5007		
	3	6.632	6.615	6.755	22.6024		
4							
5							
COLUMN 1							
	1	6.220	6.127	6.267	96.1565	44.170147	64.4
	2	6.737	6.680	6.820	31.7974		
	3	7.030	6.956	7.096	4.5566		
	4						
5							
COLUMN 2							

At least 3 peaks for each column are required for identification of multicomponent analytes

**PRELIMINARY**

10C - FORM X ARO  
IDENTIFICATION SUMMARY  
FOR MULTICOMPONENT ANALYTES

EPA SAMPLE NO.

E3NA4

Lab Name: MITKEM LABORATORIES Contract: EP-W-05-030  
 Lab Code: MITKEM Case No.: 38897 Mod. Ref No.: SDG No.: E3N90  
 Lab Sample ID: H1593-15A Date(s) Analyzed: 08/22/2009 08/22/2009  
 Instrument ID (1): E3 Instrument ID (2): E3  
 GC Column(1): CLPPest ID: 0.53 (mm) GC Column(2): CLPPestII ID: 0.53 (MM)

ANALYTE	PEAK	RT	RT WINDOW		CONCENTRATION		%D
			FROM	TO	PEAK	MEAN	
Aroclor-1248	1	4.677	4.603	4.743	1965.5975	2039.040916	
	2	5.273	5.197	5.337	2204.4151		
COLUMN 1	3	5.464	5.389	5.529	1947.1102		
	4						
	5						
COLUMN 2	1	5.667	5.597	5.737	2213.2800	2459.673683	20.6
	2	5.994	5.922	6.062	2542.7346		
	3	6.258	6.188	6.328	2623.0064		
	4						
	5						
Aroclor-1254	1	5.861	5.791	5.931	1216.3702	1293.121527	
	2	6.163	6.090	6.230	1262.8782		
COLUMN 1	3	6.712	6.615	6.755	1400.1161		
	4						
	5						
COLUMN 2	1	6.205	6.127	6.267	1617.4422	1414.806795	9.4
	2	6.749	6.680	6.820	1294.9984		
	3	7.026	6.956	7.096	1331.9799		
	4						
	5						

At least 3 peaks for each column are required for identification of multicomponent analytes

**PRELIMINARY**

10C - FORM X ARO  
IDENTIFICATION SUMMARY  
FOR MULTICOMPONENT ANALYTES

EPA SAMPLE NO.

E3NA5

Lab Name: MITKEM LABORATORIES Contract: EP-W-05-030  
 Lab Code: MITKEM Case No.: 38897 Mod. Ref No.: SDG No.: E3N90  
 Lab Sample ID: H1593-16A Date(s) Analyzed: 08/22/2009 08/22/2009  
 Instrument ID (1): E3 Instrument ID (2): E3  
 GC Column(1): CLPPest ID: 0.53 (mm) GC Column(2): CLPPestII ID: 0.53 (MM)

ANALYTE	PEAK	RT	RT WINDOW		CONCENTRATION		%D
			FROM	TO	PEAK	MEAN	
Aroclor-1248	1	4.678	4.603	4.743	2935.8478	3551.839398	
	2	5.275	5.197	5.337	3661.2147		
COLUMN 1	3	5.467	5.389	5.529	4058.4557		
	4						
	5						
COLUMN 2	1	5.668	5.597	5.737	3354.2589	3667.296061	3.3
	2	5.996	5.922	6.062	3850.0810		
	3	6.259	6.188	6.328	3797.5483		
	4						
	5						
Aroclor-1254	1	5.864	5.791	5.931	2059.8603	1967.464444	
	2	6.166	6.090	6.230	2081.0918		
COLUMN 1	3	6.713	6.615	6.755	1761.4413		
	4						
	5						
COLUMN 2	1	6.203	6.127	6.267	2075.6775	2001.048509	1.7
	2	6.751	6.680	6.820	1924.5908		
	3	7.028	6.956	7.096	2002.8772		
	4						
	5						

At least 3 peaks for each column are required for identification of multicomponent analytes

**PRELIMINARY**

10C - FORM X ARO  
IDENTIFICATION SUMMARY  
FOR MULTICOMPONENT ANALYTES

EPA SAMPLE NO.

E3NA6

Lab Name: MITKEM LABORATORIES Contract: EP-W-05-030  
 Lab Code: MITKEM Case No.: 38897 Mod. Ref No.: SDG No.: E3N90  
 Lab Sample ID: H1593-17A Date(s) Analyzed: 08/22/2009 08/22/2009  
 Instrument ID (1): E3 Instrument ID (2): E3  
 GC Column(1): CLPPest ID: 0.53 (mm) GC Column(2): CLPPestII ID: 0.53 (MM)

ANALYTE	PEAK	RT	RT WINDOW		CONCENTRATION		%D
			FROM	TO	PEAK	MEAN	
Aroclor-1248	1	4.679	4.603	4.743	2437.7908	3109.380094	
	2	5.277	5.197	5.337	3040.6527		
COLUMN 1	3	5.465	5.389	5.529	3849.6968		
	4						
	5						
COLUMN 2	1	5.669	5.597	5.737	2648.5766	3042.215611	2.2
	2	5.997	5.922	6.062	3355.8627		
	3	6.262	6.188	6.328	3122.2076		
	4						
	5						
Aroclor-1254	1	5.867	5.791	5.931	2245.9294	2151.817579	
	2	6.169	6.090	6.230	2249.4834		
COLUMN 1	3	6.714	6.615	6.755	1960.0399		
	4						
	5						
COLUMN 2	1	6.204	6.127	6.267	2195.8194	2108.051884	2.1
	2	6.753	6.680	6.820	2040.0171		
	3	7.032	6.956	7.096	2088.3192		
	4						
	5						

At least 3 peaks for each column are required for identification of multicomponent analytes

**PRELIMINARY**

10C - FORM X ARO  
IDENTIFICATION SUMMARY  
FOR MULTICOMPONENT ANALYTES

EPA SAMPLE NO.

E3NA9

Lab Name: MITKEM LABORATORIES Contract: EP-W-05-030  
 Lab Code: MITKEM Case No.: 38897 Mod. Ref No.: SDG No.: E3N90  
 Lab Sample ID: H1593-20A Date(s) Analyzed: 08/22/2009 08/22/2009  
 Instrument ID (1): E3 Instrument ID (2): E3  
 GC Column(1): CLPPest ID: 0.53 (mm) GC Column(2): CLPPestII ID: 0.53 (MM)

ANALYTE	PEAK	RT	RT WINDOW		CONCENTRATION		%D
			FROM	TO	PEAK	MEAN	
Aroclor-1248	1	4.669	4.603	4.743	884.8851	1215.617291	
	2	5.259	5.197	5.337	966.3164		
COLUMN 1	3	5.464	5.389	5.529	1795.6504		
	4						
	5						
COLUMN 2	1	5.673	5.597	5.737	624.3771	949.153046	28.1
	2	5.998	5.922	6.062	1193.1577		
	3	6.269	6.188	6.328	1029.9243		
	4						
	5						
Aroclor-1254	1	5.870	5.791	5.931	1418.4427	1418.191164	
	2	6.173	6.090	6.230	1470.4817		
COLUMN 1	3	6.700	6.615	6.755	1365.6491		
	4						
	5						
COLUMN 2	1	6.208	6.127	6.267	1354.3377	1333.884232	6.3
	2	6.756	6.680	6.820	1315.7700		
	3	7.035	6.956	7.096	1331.5450		
	4						
	5						
Aroclor-1260	1	6.398	6.296	6.436	1472.6344	674.725930	
	2	7.518	7.434	7.574	243.2419		
COLUMN 1	3	7.883	7.799	7.939	308.3016		
	4						
	5						
COLUMN 2	1	7.727	7.649	7.789	1293.8844	637.793762	5.8
	2	8.612	8.507	8.647	276.1821		
	3	9.097	9.020	9.160	343.3148		
	4						
	5						

At least 3 peaks for each column are required for identification of multicomponent analytes

**PRELIMINARY**



Contract Laboratory Program

### Sample Delivery Group (SDG)

#### Cover Sheet

SDG Number E3N90

Laboratory Name	<u>Mitkem Laboratories</u>	Lab Code	<u>MITKEM</u>
Contract No.	<u>EP-W-05-030</u>	Case No.	<u>38897</u>
Analysis Price	<u>\$ 437</u>	SDG Turnaround	<u>21 days with PR</u>

#### EPA Sample Numbers in SDG (Listed in Numerical Order)

01) E3N90	08) E3N95	15) E3NA2	22) E3NA9
02) E3N91	09) E3N96	16) E3NA3	/
03) E3N91MS	10) E3N97	17) E3NA4	
04) E3N91MSD	11) E3N98	18) E3NA5	
05) E3N92	12) E3N99	19) E3NA6	
06) E3N93	13) E3NA0	20) E3NA7	
07) E3N94	14) E3NA1	21) E3NA8	

First Sample in SDG

E3N90

Last Sample in SDG

E3NA9

First Sample Receipt Date

08/20/2009

Last Sample Receipt Date

08/20/2009

**Note:** There are a maximum of 20 field samples [excluding Performance Evaluation (PE) samples in an SDG. Attach the TR/COC Records to this form in alphanumeric order (the order listed above on this form).

Signature

*Agnes R. Huntley*

Date 08/20/2009

Modified Analysis 1760.0



**USEPA Contract Laboratory Program  
Organic Traffic Report & Chain of Custody Record**

Case No: 38897  
DAS No: 09CK15  
SDG No: E3N90

**L**

Date Shipped: 8/19/2009		Sampler Signature:	
Carrier Name: FedEx		Received By:	
Alrbill: 8638 3300 6400		(Date / Time)	
Shipped to: Spectrum Analytical 175 Metro Center Blvd. Warwick RI 02886 (401) 732-3400		8/19/09 @ 18:20	
1		2	
3		4	

**Chain of Custody Record**

Lab Contract No: EP-W-05-030  
Unit Price: \$ 437  
Transfer To: -  
Lab Contract No: -  
Unit Price: -

**ORGANIC SAMPLE No.**    **MATRIX/ SAMPLER**    **CONC/ TYPE**    **ANALYSIS/ TURNAROUND**    **TAG No./ PRESERVATIVE/ Bottles**    **STATION LOCATION**    **SAMPLE COLLECT DATE/TIME**    **FOR LAB USE ONLY SAMPLE No.**    **Sample Condition On Receipt**

01	E3N90	Soil/Sediment/ Greene, Raddeman Hodach, Unger, Shekoski	L/G	PAHs (21), PCBs (sed) (21)	5C-96602 (Ice Only), 5C-96603 (Ice Only) (2)	KK-SD026-A	S: 8/19/2009	8:43	OK
02	E3N91	Soil/Sediment/ Greene, Raddeman Hodach, Unger, Shekoski	L/G	PAHs (21), PCBs (sed) (21)	5C-96605 (Ice Only), 5C-96606 (Ice Only) (2)	KK-SD026-B	S: 8/19/2009	8:45	
03	E3N92	Soil/Sediment/ Greene, Raddeman Hodach, Unger, Shekoski	L/G	PAHs (21), PCBs (sed) (21)	5C-96608 (Ice Only), 5C-96609 (Ice Only) (2)	KK-SD026-C1	S: 8/19/2009	8:47	
04	E3N93	Soil/Sediment/ Greene, Raddeman Hodach, Unger, Shekoski	L/G	PAHs (21), PCBs (sed) (21)	5C-96611 (Ice Only), 5C-96612 (Ice Only) (2)	KK-SD026-C2	S: 8/19/2009	8:49	
05	E3N94	Soil/Sediment/ Greene, Raddeman Hodach, Unger, Shekoski	L/G	PAHs (21), PCBs (sed) (21)	5C-96614 (Ice Only), 5C-96615 (Ice Only) (2)	KK-SD026-C3	S: 8/19/2009	8:51	
06	E3N95	Soil/Sediment/ Greene, Raddeman Hodach, Unger, Shekoski	L/G	PAHs (21), PCBs (sed) (21)	5C-96617 (Ice Only), 5C-96618 (Ice Only) (2)	KK-SD026-C3FD	S: 8/19/2009	8:52	OK

Shipment for Case Complete? N	Sample(s) to be used for laboratory QC: E3N91	Additional Sampler Signature(s):	Cooler Temperature Upon Receipt: 5°C	Chain of Custody Seal Number: 105463, 105464
Analysis Key: PAHs = PAHs, PCBs (sed) = PCBs (sed)	Concentration: L = Low, M = Low/Medium, H = High	Type/Designate: Composite = C, Grab = G	Custody Seal Intact? <input checked="" type="checkbox"/>	Shipment Iced? <input checked="" type="checkbox"/>

**LABORATORY COPY**



# USEPA Contract Laboratory Program Organic Traffic Report & Chain of Custody Record

Case No: 38897  
DAS No: 09CK15  
SDG No: E3N9D

L

Date Shipped: 8/19/2009		Sampler Signature:	
Carrier Name: FedEx		Received By:	
Airbill: 8638 3300 6400		Date / Time: 8/19/2009 9:10	
Shipped to: Spectrum Analytical 175 Metro Center Blvd. Warwick RI 02886 (401) 732-3400		Lab Contract No: EP-W-05-030	
		Unit Price: \$437	
		Transfer To: -	
		Lab Contract No: -	
		Unit Price: -	

ORGANIC SAMPLE No.	MATRIX/ SAMPLER	CONC/ TYPE	ANALYSIS/ TURNAROUND	TAG No./ PRESERVATIVE/ Bottles	STATION LOCATION	SAMPLE COLLECT DATE/TIME	FOR LAB USE ONLY SAMPLE No.	Sample Condition On Receipt
07 E3N96	Soil/Sediment/ Greene, Raddeman Hodach, Unger, Shekoski	L/G	PAHs (21), PCBs (sed) (21)	5C-96620 (Ice Only), 5C-96621 (Ice Only) (2)	KK-SD026-N	S: 8/19/2009 8:54	INORGANIC	OK
08 E3N97	Soil/Sediment/ Greene, Raddeman Hodach, Unger, Shekoski	L/G	PAHs (21), PCBs (sed) (21)	5C-96620 (Ice Only), 5C-96623 (Ice Only) (2)	KK-SD029-A	S: 8/19/2009 9:40	INORGANIC	OK
09 E3N98	Soil/Sediment/ Greene, Raddeman Hodach, Unger, Shekoski	L/G	PAHs (21), PCBs (sed) (21)	5C-96624 (Ice Only), 5C-96625 (Ice Only) (2)	KK-SD029-B	S: 8/19/2009 9:42	INORGANIC	OK
10 E3N99	Soil/Sediment/ Greene, Raddeman Hodach, Unger, Shekoski	L/G	PAHs (21), PCBs (sed) (21)	5C-96626 (Ice Only), 5C-96627 (Ice Only) (2)	KK-SD029-C1	S: 8/19/2009 9:44	INORGANIC	OK
11 E3NA0	Soil/Sediment/ Greene, Raddeman Hodach, Unger, Shekoski	L/G	PAHs (21), PCBs (sed) (21)	5C-96628 (Ice Only), 5C-96629 (Ice Only) (2)	KK-SD029-C1FD	S: 8/19/2009 9:46	INORGANIC	OK
12 E3NA1	Soil/Sediment/ Greene, Raddeman Hodach, Unger, Shekoski	L/G	PAHs (21), PCBs (sed) (21)	5C-96630 (Ice Only), 5C-96631 (Ice Only) (2)	KK-SD029-C2	S: 8/19/2009 9:48	INORGANIC	OK

Shipment for Case Complete? N	Sample(s) to be used for laboratory QC: E3N91	Additional Sampler Signature(s):	Cooler Temperature Upon Receipt: 5°C	Chain of Custody Seal Number: 105463, 105464
Analysis Key: PAHs = PAHs, PCBs (sed) = PCBs (sed)	Concentration: L = Low, M = Low/Medium, H = High	Type/Designate: Composite = C, Grab = G	Custody Seal Intact? <input checked="" type="checkbox"/>	Shipment Iced? <input checked="" type="checkbox"/>





# USEPA Contract Laboratory Program Organic Traffic Report & Chain of Custody Record

Case No: **38897**  
DAS No: **09CK15**  
SDG No: **E3N9D**

**L**

Date Shipped: 8/19/2009		Sampler Signature: <i>[Signature]</i>	
Carrier Name: FedEx		Received By: <i>[Signature]</i>	
Alrbill: 8638 3300 6400		(Date / Time)	
Shipped to: Spectrum Analytical 175 Metro Center Blvd. Warwick RI 02886 (401) 732-3400		8/19/2009 9:10	
1 <i>[Signature]</i>		8/19/2009 1820	
2 <i>[Signature]</i>			
3 <i>[Signature]</i>			
4 <i>[Signature]</i>			

### Chain of Custody Record

Lab Contract No: **EP-W-05-030**  
Unit Price: **\$437**  
Transfer To: **-**  
Lab Contract No: **-**  
Unit Price: **-**

ORGANIC SAMPLE No.	MATRIX/ SAMPLER	CONC/ TYPE	ANALYSIS/ TURNAROUND	TAG No./ PRESERVATIVE/ Bottles	STATION LOCATION	SAMPLE COLLECT DATE/TIME	FOR LAB USE ONLY SAMPLE No.	FOR LAB USE ONLY Sample Condition On Receipt
13 E3NA2	Soil/Sediment/ Greene, Raddeman Hodach, Unger, Shekoski	L/G	PAHs (21), PCBs (sed) (21)	5C-96632 (Ice Only), 5C-96633 (Ice Only) (2)	KK-SD029-C3	S: 8/19/2009 9:50		OK
14 E3NA3	Soil/Sediment/ Greene, Raddeman Hodach, Unger, Shekoski	L/G	PAHs (21), PCBs (sed) (21)	5C-96634 (Ice Only), 5C-96635 (Ice Only) (2)	KK-SD029-N	S: 8/19/2009 9:52		OK
15 E3NA4	Soil/Sediment/ Greene, Raddeman Hodach, Unger, Shekoski	L/G	PAHs (21), PCBs (sed) (21)	5C-96637 (Ice Only), 5C-96638 (Ice Only) (2)	KK-SD030-A	S: 8/19/2009 10:30		OK
16 E3NA5	Soil/Sediment/ Greene, Raddeman Hodach, Unger, Shekoski	L/G	PAHs (21), PCBs (sed) (21)	5C-96640 (Ice Only), 5C-96641 (Ice Only) (2)	KK-SD030-B	S: 8/19/2009 10:32		OK
17 E3NA6	Soil/Sediment/ Greene, Raddeman Hodach, Unger, Shekoski	L/G	PAHs (21), PCBs (sed) (21)	5C-96643 (Ice Only), 5C-96644 (Ice Only) (2)	KK-SD030-C1	S: 8/19/2009 10:34		OK
18 E3NA7	Soil/Sediment/ Greene, Raddeman Hodach, Unger, Shekoski	L/G	PAHs (21), PCBs (sed) (21)	5C-96646 (Ice Only), 5C-96647 (Ice Only) (2)	KK-SD030-C2	S: 8/19/2009 10:36		OK

Shipment for Case Complete? <b>7N</b>	Sample(s) to be used for laboratory QC: <b>E3N91</b>	Additional Sampler Signature(s):	Cooler Temperature Upon Receipt: <b>5°C</b>	Chain of Custody Seal Number: <b>105463, 105464</b>
Analysis Key: PAHs = PAHs, PCBs (sed) = PCBs (sed)	Concentration: L = Low, M = Low/Medium, H = High	Type/Designate: Composite = C, Grab = G	Custody Seal Intact? <b>Y</b>	Shipment Iced? <b>Y</b>





**USEPA Contract Laboratory Program  
Organic Traffic Report & Chain of Custody Record**

Case No: 38897  
DAS No: 09CK15  
SDG No: E3N9D

**L**

Date Shipped: 8/19/2009		Sampler Signature: <i>[Signature]</i>	
Carrier Name: FedEx		Received By (Date / Time): <i>[Signature]</i>	
Airbill: 8638 3300 6400		Date / Time: 8/19/2009 9:10	
Shipped to: Spectrum Analytical 175 Metro Center Blvd. Warwick RI 02886 (401) 732-3400		Lab Contract No: EP-W-05-030	
		Unit Price: \$437	
		Transfer To: -	
		Lab Contract No: -	
		Unit Price: -	

**ORGANIC SAMPLE No.** E3NA8 **MATRIX/ SAMPLER** Soil/Sediment/ L/G **CONC/ TYPE** L/G **ANALYSIS/ TURNAROUND** PAHs (21), PCBs (sed) (21) **TAG No./ PRESERVATIVE/ Bottles** 5C-96649 (Ice Only), 5C-96650 (Ice Only) (2) **STATION LOCATION** KK-SD030-N **SAMPLE COLLECT DATE/TIME** 8/19/2009 10:40 **FOR LAB USE ONLY SAMPLE No.** INORGANIC **Sample Condition On Receipt** OK

19 E3NA8 Soil/Sediment/ L/G Greene, Raddeman, Hodach, Unger, Shekoski

Chain of Custody Record

Relinquished By	Date / Time	Sampler Signature	Received By	Date / Time
<i>[Signature]</i>	8/19/2009 18:20	<i>[Signature]</i>	<i>[Signature]</i>	8/20/09 9:10

Shipment for Case Complete? N  
Analysis Key: PAHs = PAHs, PCBs (sed) = PCBs (sed)  
Concentration: L = Low, M = Low/Medium, H = High  
Type/Designate: Composite = C, Grab = G

Additional Sampler Signature(s):  
Cooler Temperature Upon Receipt: 5°C  
Chain of Custody Seal Number: 105463, 105464  
Custody Seal Intact?  Shipment Intact?

**TR Number: 5-264768350-081909-0001**

PR provides preliminary results. Requests for preliminary results will increase analytical costs.  
Send Copy to: Sample Management Office, Attn: Heather Bauer, CSC, 15000 Conference Center Dr., Chantilly, VA 20151-3819; Phone 703/818-4200; Fax 703/81

**LABORATORY COPY**

F2V5.1.043 Page 4 of 4



# USEPA Contract Laboratory Program Organic Traffic Report & Chain of Custody Record

Case No: 38897  
DAS No: 09CK15  
SDG No: E3N9D

**L**

Date Shipped: 8/19/2009		Sampler Signature:	
Carrier Name: FedEx		Received By (Date / Time):  (8/20/09 9:10)	
Airbill: 8638 3300 6400		Lab Contract No: EP-W-05-030	
Shipped to: Spectrum Analytical 175 Metro Center Blvd. Warwick RI 02886 (401) 732-3400		Unit Price: \$437	
1		Transfer To: -	
2		Lab Contract No: -	
3		Unit Price: -	
4			

ORGANIC SAMPLE No.	MATRIX/ SAMPLER	CONC/ TYPE	ANALYSIS/ TURNAROUND	TAG No./ PRESERVATIVE/ Bottles	STATION LOCATION	SAMPLE COLLECT DATE/TIME	FOR LAB USE ONLY SAMPLE No.
E3NA9	Soil/Sediment/ Greene, Raddeman Hodach, Unger, Shekoski	L/G	PAHs (21), PCBs (sed) (21)	5C-96651 (Ice Only), 5C-96652 (Ice Only) (2)	KK-SD023-A	8/18/2009 13:20	OK
E3NB0	Soil/Sediment/ Greene, Raddeman Hodach, Unger, Shekoski	L/G	PAHs (21), PCBs (sed) (21)	5C-96653 (Ice Only), 5C-96654 (Ice Only) (2)	KK-SD023-B	8/18/2009 13:22	
E3NB1	Soil/Sediment/ Greene, Raddeman Hodach, Unger, Shekoski	L/G	PAHs (21), PCBs (sed) (21)	5C-96655 (Ice Only), 5C-96656 (Ice Only) (2)	KK-SD023-C1	8/18/2009 13:24	
E3NB2	Soil/Sediment/ Greene, Raddeman Hodach, Unger, Shekoski	L/G	PAHs (21), PCBs (sed) (21)	5C-96657 (Ice Only), 5C-96658 (Ice Only) (2)	KK-SD023-C2	8/18/2009 13:26	
E3NB3	Soil/Sediment/ Greene, Raddeman Hodach, Unger, Shekoski	L/G	PAHs (21), PCBs (sed) (21)	5C-96659 (Ice Only), 5C-96660 (Ice Only) (2)	KK-SD023-C3	8/18/2009 13:28	
E3NB4	Soil/Sediment/ Greene, Raddeman Hodach, Unger, Shekoski	L/G	PAHs (21), PCBs (sed) (21)	5C-96661 (Ice Only), 5C-96662 (Ice Only) (2)	KK-SD023-N	8/18/2009 13:30	

SDG - Final Sample

Shipment for Case Complete? N	Sample(s) to be used for laboratory QC: E3NB7	Additional Sampler Signature(s):	Cooler Temperature Upon Receipt: 72C	Chain of Custody Seal Number: 105465, 105466
Analysis Key: PAHs = PAHs, PCBs (sed) = PCBs (sed)	Concentration: L = Low, M = Low/Medium, H = High	Type/Designate: Composite = C, Grab = G	Custody Seal Intact? <input checked="" type="checkbox"/>	Shipment Iced? <input checked="" type="checkbox"/>

1E - FORM I SV-2  
SEMIVOLATILE ORGANICS ANALYSIS DATA SHEET

EPA SAMPLE NO.

E3N90

Lab Name: MITKEM LABORATORIES Contract: EP-W-05-030  
 Lab Code: MITKEM Case No.: 38897 Mod. Ref No.: 1760.0 SDG No.: E3N90  
 Matrix: (SOIL/SED/WATER) SOIL Lab Sample ID: H1593-01A  
 Sample wt/vol: 30.1 (g/mL) G Lab File ID: S2F9518.D  
 Level: (LOW/MED) LOW Extraction: (Type) SONC  
 % Moisture: 40 Decanted: (Y/N) N Date Received: 08/20/2009  
 Concentrated Extract Volume: 500 (uL) Date Extracted: 08/20/2009  
 Injection Volume: 2.0 (uL) GPC Factor: 2.00 Date Analyzed: 08/22/2009  
 GPC Cleanup: (Y/N) Y pH: 7.5 Dilution Factor: 1.0

CAS NO.	COMPOUND	CONCENTRATION UNITS:		Q
		(ug/L or ug/Kg)	UG/KG	
91-20-3	Naphthalene		170	J
91-57-6	2-Methylnaphthalene		200	J
208-96-8	Acenaphthylene		74	J
83-32-9	Acenaphthene		560	

PRELIMINARY

1E - FORM I SV-2  
SEMIVOLATILE ORGANICS ANALYSIS DATA SHEET

EPA SAMPLE NO.

E3N90

Lab Name: MITKEM LABORATORIES Contract: EP-W-05-030  
 Lab Code: MITKEM Case No.: 38897 Mod. Ref No.: 1760.0 SDG No.: E3N90  
 Matrix: (SOIL/SED/WATER) SOIL Lab Sample ID: H1593-01A  
 Sample wt/vol: 30.1 (g/mL) G Lab File ID: S2F9518.D  
 Level: (LOW/MED) LOW Extraction: (Type) SONC  
 % Moisture: 40 Decanted: (Y/N) N Date Received: 08/20/2009  
 Concentrated Extract Volume: 500 (uL) Date Extracted: 08/20/2009  
 Injection Volume: 2.0 (uL) GPC Factor: 2.00 Date Analyzed: 08/22/2009  
 GPC Cleanup: (Y/N) Y pH: 7.5 Dilution Factor: 1.0

CAS NO.	COMPOUND	CONCENTRATION UNITS:		Q
		(ug/L or ug/Kg)	UG/KG	
86-73-7	Fluorene		860	
85-01-8	Phenanthrene		7200	E
120-12-7	Anthracene		1000	
206-44-0	Fluoranthene		12000	E
129-00-0	Pyrene		22000	E
56-55-3	Benzo(a)anthracene		5400	E
218-01-9	Chrysene		8700	E
205-99-2	Benzo(b)fluoranthene		11000	E
207-08-9	Benzo(k)fluoranthene		3900	
50-32-8	Benzo(a)pyrene		5900	E
193-39-5	Indeno(1,2,3-cd)pyrene		2300	
53-70-3	Dibenzo(a,h)anthracene		690	
191-24-2	Benzo(g,h,i)perylene		2600	

(1) Cannot be separated from Diphenylamine

PRELIMINARY

1D - FORM I SV-1  
SEMIVOLATILE ORGANICS ANALYSIS DATA SHEET

EPA SAMPLE NO.

E3N91

Lab Name: MITKEM LABORATORIES Contract: EP-W-05-030  
 Lab Code: MITKEM Case No.: 38897 Mod. Ref No.: 1760.0 SDG No.: E3N90  
 Matrix: (SOIL/SED/WATER) SOIL Lab Sample ID: H1593-02A  
 Sample wt/vol: 30.2 (g/mL) G Lab File ID: S2F9519.D  
 Level: (LOW/MED) LOW Extraction: (Type) SONC  
 % Moisture: 40 Decanted: (Y/N) N Date Received: 08/20/2009  
 Concentrated Extract Volume: 500 (uL) Date Extracted: 08/20/2009  
 Injection Volume: 2.0 (uL) GPC Factor: 2.00 Date Analyzed: 08/22/2009  
 GPC Cleanup: (Y/N) Y pH: 7.4 Dilution Factor: 1.0

CAS NO.	COMPOUND	CONCENTRATION UNITS:		Q
		(ug/L or ug/Kg)	UG/KG	
91-20-3	Naphthalene		350	
91-57-6	2-Methylnaphthalene		330	
208-96-8	Acenaphthylene		170	J
83-32-9	Acenaphthene		980	

PRELIMINARY

1E - FORM I SV-2  
SEMIVOLATILE ORGANICS ANALYSIS DATA SHEET

EPA SAMPLE NO.

E3N91

Lab Name: MITKEM LABORATORIES Contract: EP-W-05-030  
 Lab Code: MITKEM Case No.: 38897 Mod. Ref No.: 1760.0 SDG No.: E3N90  
 Matrix: (SOIL/SED/WATER) SOIL Lab Sample ID: H1593-02A  
 Sample wt/vol: 30.2 (g/mL) G Lab File ID: S2F9519.D  
 Level: (LOW/MED) LOW Extraction: (Type) SONC  
 % Moisture: 40 Decanted: (Y/N) N Date Received: 08/20/2009  
 Concentrated Extract Volume: 500 (uL) Date Extracted: 08/20/2009  
 Injection Volume: 2.0 (uL) GPC Factor: 2.00 Date Analyzed: 08/22/2009  
 GPC Cleanup: (Y/N) Y pH: 7.4 Dilution Factor: 1.0

CAS NO.	COMPOUND	CONCENTRATION UNITS: (ug/L or ug/Kg)	UG/KG	Q
86-73-7	Fluorene		1500	
85-01-8	Phenanthrene		9100	E
120-12-7	Anthracene		1500	
206-44-0	Fluoranthene		12000	E
129-00-0	Pyrene		40000	E
56-55-3	Benzo(a)anthracene		9100	E
218-01-9	Chrysene		15000	E
205-99-2	Benzo(b)fluoranthene		17000	E
207-08-9	Benzo(k)fluoranthene		10000	E
50-32-8	Benzo(a)pyrene		10000	E
193-39-5	Indeno(1,2,3-cd)pyrene		4500	E
53-70-3	Dibenzo(a,h)anthracene		1300	
191-24-2	Benzo(g,h,i)perylene		5200	E

(1) Cannot be separated from Diphenylamine

PRELIMINARY

SOM01.2 (6/2007)

1D - FORM I SV-1  
SEMIVOLATILE ORGANICS ANALYSIS DATA SHEET

EPA SAMPLE NO.

E3N91MS

Lab Name: MITKEM LABORATORIES Contract: EP-W-05-030  
 Lab Code: MITKEM Case No.: 38897 Mod. Ref No.: 1760.0 SDG No.: E3N90  
 Matrix: (SOIL/SED/WATER) SOIL Lab Sample ID: H1593-02AMS  
 Sample wt/vol: 30.3 (g/mL) G Lab File ID: S2F9520.D  
 Level: (LOW/MED) LOW Extraction: (Type) SONC  
 % Moisture: 40 Decanted: (Y/N) N Date Received: 08/20/2009  
 Concentrated Extract Volume: 500 (uL) Date Extracted: 08/20/2009  
 Injection Volume: 2.0 (uL) GPC Factor: 2.00 Date Analyzed: 08/22/2009  
 GPC Cleanup: (Y/N) Y pH: 7.4 Dilution Factor: 1.0

CAS NO.	COMPOUND	CONCENTRATION UNITS:		Q
		(ug/L or ug/Kg)	UG/KG	
91-20-3	Naphthalene		600	
91-57-6	2-Methylnaphthalene		610	
208-96-8	Acenaphthylene		180	J
83-32-9	Acenaphthene		3400	

PRELIMINARY



1E - FORM I SV-2  
SEMIVOLATILE ORGANICS ANALYSIS DATA SHEET

EPA SAMPLE NO.

E3N91MS

Lab Name: MITKEM LABORATORIES Contract: EP-W-05-030  
 Lab Code: MITKEM Case No.: 38897 Mod. Ref No.: 1760.0 SDG No.: E3N90  
 Matrix: (SOIL/SED/WATER) SOIL Lab Sample ID: H1593-02AMS  
 Sample wt/vol: 30.3 (g/mL) G Lab File ID: S2F9520.D  
 Level: (LOW/MED) LOW Extraction: (Type) SONC  
 % Moisture: 40 Decanted: (Y/N) N Date Received: 08/20/2009  
 Concentrated Extract Volume: 500 (uL) Date Extracted: 08/20/2009  
 Injection Volume: 2.0 (uL) GPC Factor: 2.00 Date Analyzed: 08/22/2009  
 GPC Cleanup: (Y/N) Y pH: 7.4 Dilution Factor: 1.0

CAS NO.	COMPOUND	CONCENTRATION UNITS:	
		(ug/L or ug/Kg)	UG/KG
86-73-7	Fluorene	2100	
85-01-8	Phenanthrene	12000	E
120-12-7	Anthracene	1500	
206-44-0	Fluoranthene	15000	E
129-00-0	Pyrene	52000	E
56-55-3	Benzo(a)anthracene	12000	E
218-01-9	Chrysene	17000	E
205-99-2	Benzo(b)fluoranthene	25000	E
207-08-9	Benzo(k)fluoranthene	6000	E
50-32-8	Benzo(a)pyrene	12000	E
193-39-5	Indeno(1,2,3-cd)pyrene	5700	E
53-70-3	Dibenzo(a,h)anthracene	1900	
191-24-2	Benzo(g,h,i)perylene	5000	E

(1) Cannot be separated from Diphenylamine

PRELIMINARY

1D - FORM I SV-1  
SEMIVOLATILE ORGANICS ANALYSIS DATA SHEET

EPA SAMPLE NO.

E3N91MSD

Lab Name: MITKEM LABORATORIES Contract: EP-W-05-030  
 Lab Code: MITKEM Case No.: 38897 Mod. Ref No.: 1760.0 SDG No.: E3N90  
 Matrix: (SOIL/SED/WATER) SOIL Lab Sample ID: H1593-02AMSD  
 Sample wt/vol: 30.3 (g/mL) G Lab File ID: S2F9521.D  
 Level: (LOW/MED) LOW Extraction: (Type) SONC  
 % Moisture: 40 Decanted: (Y/N) N Date Received: 08/20/2009  
 Concentrated Extract Volume: 500 (uL) Date Extracted: 08/20/2009  
 Injection Volume: 2.0 (uL) GPC Factor: 2.00 Date Analyzed: 08/22/2009  
 GPC Cleanup: (Y/N) Y pH: 7.4 Dilution Factor: 1.0

CAS NO.	COMPOUND	CONCENTRATION UNITS:		Q
		(ug/L or ug/Kg)	UG/KG	
91-20-3	Naphthalene		420	
91-57-6	2-Methylnaphthalene		520	
208-96-8	Acenaphthylene		160	J
83-32-9	Acenaphthene		3000	

PRELIMINARY

1E - FORM I SV-2  
SEMIVOLATILE ORGANICS ANALYSIS DATA SHEET

EPA SAMPLE NO.

E3N91MSD

Lab Name: MITKEM LABORATORIES Contract: EP-W-05-030  
 Lab Code: MITKEM Case No.: 38897 Mod. Ref No.: 1760.0 SDG No.: E3N90  
 Matrix: (SOIL/SED/WATER) SOIL Lab Sample ID: H1593-02AMSD  
 Sample wt/vol: 30.3 (g/mL) G Lab File ID: S2F9521.D  
 Level: (LOW/MED) LOW Extraction: (Type) SONC  
 % Moisture: 40 Decanted: (Y/N) N Date Received: 08/20/2009  
 Concentrated Extract Volume: 500 (uL) Date Extracted: 08/20/2009  
 Injection Volume: 2.0 (uL) GPC Factor: 2.00 Date Analyzed: 08/22/2009  
 GPC Cleanup: (Y/N) Y pH: 7.4 Dilution Factor: 1.0

CAS NO.	COMPOUND	CONCENTRATION UNITS:		Q
		(ug/L or ug/Kg)	UG/KG	
86-73-7	Fluorene		1600	
85-01-8	Phenanthrene		13000	E
120-12-7	Anthracene		1500	
206-44-0	Fluoranthene		17000	E
129-00-0	Pyrene		56000	E
56-55-3	Benzo(a)anthracene		11000	E
218-01-9	Chrysene		17000	E
205-99-2	Benzo(b)fluoranthene		23000	E
207-08-9	Benzo(k)fluoranthene		5600	E
50-32-8	Benzo(a)pyrene		11000	E
193-39-5	Indeno(1,2,3-cd)pyrene		5100	E
53-70-3	Dibenzo(a,h)anthracene		1900	
191-24-2	Benzo(g,h,i)perylene		4800	E

(1) Cannot be separated from Diphenylamine

PRELIMINARY

SOM01.2 (6/2007)

1D - FORM I SV-1  
SEMIVOLATILE ORGANICS ANALYSIS DATA SHEET

EPA SAMPLE NO.

E3N92

Lab Name: MITKEM LABORATORIES Contract: EP-W-05-030  
 Lab Code: MITKEM Case No.: 38897 Mod. Ref No.: 1760.0 SDG No.: E3N90  
 Matrix: (SOIL/SED/WATER) SOIL Lab Sample ID: H1593-03A  
 Sample wt/vol: 30.3 (g/mL) G Lab File ID: S2F9522.D  
 Level: (LOW/MED) LOW Extraction: (Type) SONC  
 % Moisture: 39 Decanted: (Y/N) N Date Received: 08/20/2009  
 Concentrated Extract Volume: 500 (uL) Date Extracted: 08/20/2009  
 Injection Volume: 2.0 (uL) GPC Factor: 2.00 Date Analyzed: 08/23/2009  
 GPC Cleanup: (Y/N) Y pH: 7.5 Dilution Factor: 1.0

CAS NO.	COMPOUND	CONCENTRATION UNITS:	
		(ug/L or ug/Kg)	UG/KG
91-20-3	Naphthalene	180	J
91-57-6	2-Methylnaphthalene	250	J
208-96-8	Acenaphthylene	110	J
83-32-9	Acenaphthene	680	

PRELIMINARY

SOM01.2 (6/2007)

1E - FORM I SV-2  
SEMIVOLATILE ORGANICS ANALYSIS DATA SHEET

EPA SAMPLE NO.

E3N92

Lab Name: MITKEM LABORATORIES Contract: EP-W-05-030  
 Lab Code: MITKEM Case No.: 38897 Mod. Ref No.: 1760.0 SDG No.: E3N90  
 Matrix: (SOIL/SED/WATER) SOIL Lab Sample ID: H1593-03A  
 Sample wt/vol: 30.3 (g/mL) G Lab File ID: S2F9522.D  
 Level: (LOW/MED) LOW Extraction: (Type) SONC  
 % Moisture: 39 Decanted: (Y/N) N Date Received: 08/20/2009  
 Concentrated Extract Volume: 500 (uL) Date Extracted: 08/20/2009  
 Injection Volume: 2.0 (uL) GPC Factor: 2.00 Date Analyzed: 08/23/2009  
 GPC Cleanup: (Y/N) Y pH: 7.5 Dilution Factor: 1.0

CAS NO.	COMPOUND	CONCENTRATION UNITS:	
		UG/KG	Q
86-73-7	Fluorene	1100	
85-01-8	Phenanthrene	8000	E
120-12-7	Anthracene	79000	E
206-44-0	Fluoranthene	4600	E
129-00-0	Pyrene	31000	E
56-55-3	Benzo (a) anthracene	6800	E
218-01-9	Chrysene	10000	E
205-99-2	Benzo (b) fluoranthene	190	J
207-08-9	Benzo (k) fluoranthene	220	J
50-32-8	Benzo (a) pyrene	5100	E
193-39-5	Indeno (1, 2, 3-cd) pyrene	130	J
53-70-3	Dibenzo (a, h) anthracene	300	
191-24-2	Benzo (g, h, i) perylene	3100	

(1) Cannot be separated from Diphenylamine

PRELIMINARY

SOM01.2 (6/2007)

1D - FORM I SV-1  
SEMIVOLATILE ORGANICS ANALYSIS DATA SHEET

EPA SAMPLE NO.

E3N93

Lab Name: MITKEM LABORATORIES Contract: EP-W-05-030  
 Lab Code: MITKEM Case No.: 38897 Mod. Ref No.: 1760.0 SDG No.: E3N90  
 Matrix: (SOIL/SED/WATER) SOIL Lab Sample ID: H1593-04A  
 Sample wt/vol: 30.4 (g/mL) G Lab File ID: S2F9523.D  
 Level: (LOW/MED) LOW Extraction: (Type) SONC  
 % Moisture: 38 Decanted: (Y/N) N Date Received: 08/20/2009  
 Concentrated Extract Volume: 500 (uL) Date Extracted: 08/20/2009  
 Injection Volume: 2.0 (uL) GPC Factor: 2.00 Date Analyzed: 08/23/2009  
 GPC Cleanup: (Y/N) Y pH: 7.7 Dilution Factor: 1.0

CAS NO.	COMPOUND	CONCENTRATION UNITS:		Q
		(ug/L or ug/Kg)	UG/KG	
91-20-3	Naphthalene		1600	
91-57-6	2-Methylnaphthalene		1900	
208-96-8	Acenaphthylene		240	J
83-32-9	Acenaphthene		3400	

PRELIMINARY

1E - FORM I SV-2  
SEMIVOLATILE ORGANICS ANALYSIS DATA SHEET

EPA SAMPLE NO.

E3N93

Lab Name: MITKEM LABORATORIES Contract: EP-W-05-030  
 Lab Code: MITKEM Case No.: 38897 Mod. Ref No.: 1760.0 SDG No.: E3N90  
 Matrix: (SOIL/SED/WATER) SOIL Lab Sample ID: H1593-04A  
 Sample wt/vol: 30.4 (g/mL) G Lab File ID: S2F9523.D  
 Level: (LOW/MED) LOW Extraction: (Type) SONC  
 % Moisture: 38 Decanted: (Y/N) N Date Received: 08/20/2009  
 Concentrated Extract Volume: 500 (uL) Date Extracted: 08/20/2009  
 Injection Volume: 2.0 (uL) GPC Factor: 2.00 Date Analyzed: 08/23/2009  
 GPC Cleanup: (Y/N) Y pH: 7.7 Dilution Factor: 1.0

CAS NO.	COMPOUND	CONCENTRATION UNITS:	
		UG/KG	Q
86-73-7	Fluorene	4300	E
85-01-8	Phenanthrene	23000	E
120-12-7	Anthracene	7700	E
206-44-0	Fluoranthene	19000	E
129-00-0	Pyrene	63000	E
56-55-3	Benzo(a)anthracene	15000	E
218-01-9	Chrysene	17000	E
205-99-2	Benzo(b)fluoranthene	20000	E
207-08-9	Benzo(k)fluoranthene	9200	E
50-32-8	Benzo(a)pyrene	14000	E
193-39-5	Indeno(1,2,3-cd)pyrene	5600	E
53-70-3	Dibenzo(a,h)anthracene	2500	
191-24-2	Benzo(g,h,i)perylene	6300	E

(1) Cannot be separated from Diphenylamine

PRELIMINARY

1D - FORM I SV-1  
 SEMIVOLATILE ORGANICS ANALYSIS DATA SHEET

EPA SAMPLE NO.

E3N94

Lab Name: MITKEM LABORATORIES Contract: EP-W-05-030  
 Lab Code: MITKEM Case No.: 38897 Mod. Ref No.: 1760.0 SDG No.: E3N90  
 Matrix: (SOIL/SED/WATER) SOIL Lab Sample ID: H1593-05A  
 Sample wt/vol: 30.2 (g/mL) G Lab File ID: S2F9524.D  
 Level: (LOW/MED) LOW Extraction: (Type) SONC  
 % Moisture: 31 Decanted: (Y/N) N Date Received: 08/20/2009  
 Concentrated Extract Volume: 500 (uL) Date Extracted: 08/20/2009  
 Injection Volume: 2.0 (uL) GPC Factor: 2.00 Date Analyzed: 08/23/2009  
 GPC Cleanup: (Y/N) Y pH: 7.7 Dilution Factor: 1.0

CAS NO.	COMPOUND	CONCENTRATION UNITS:		Q
		(ug/L or ug/Kg)	UG/KG	
91-20-3	Naphthalene		570	
91-57-6	2-Methylnaphthalene		720	
208-96-8	Acenaphthylene		140	J
83-32-9	Acenaphthene		2500	

PRELIMINARY



1E - FORM I SV-2  
SEMIVOLATILE ORGANICS ANALYSIS DATA SHEET

EPA SAMPLE NO.

E3N94

Lab Name: MITKEM LABORATORIES Contract: EP-W-05-030  
 Lab Code: MITKEM Case No.: 38897 Mod. Ref No.: 1760.0 SDG No.: E3N90  
 Matrix: (SOIL/SED/WATER) SOIL Lab Sample ID: H1593-05A  
 Sample wt/vol: 30.2 (g/mL) G Lab File ID: S2F9524.D  
 Level: (LOW/MED) LOW Extraction: (Type) SONC  
 % Moisture: 31 Decanted: (Y/N) N Date Received: 08/20/2009  
 Concentrated Extract Volume: 500 (uL) Date Extracted: 08/20/2009  
 Injection Volume: 2.0 (uL) GPC Factor: 2.00 Date Analyzed: 08/23/2009  
 GPC Cleanup: (Y/N) Y pH: 7.7 Dilution Factor: 1.0

CAS NO.	COMPOUND	CONCENTRATION UNITS: UG/KG	
		(ug/L or ug/Kg)	Q
86-73-7	Fluorene	3200	
85-01-8	Phenanthrene	18000	E
120-12-7	Anthracene	5400	E
206-44-0	Fluoranthene	15000	E
129-00-0	Pyrene	54000	E
56-55-3	Benzo(a)anthracene	11000	E
218-01-9	Chrysene	13000	E
205-99-2	Benzo(b)fluoranthene	14000	E
207-08-9	Benzo(k)fluoranthene	6000	E
50-32-8	Benzo(a)pyrene	9400	E
193-39-5	Indeno(1,2,3-cd)pyrene	4000	E
53-70-3	Dibenzo(a,h)anthracene	1500	
191-24-2	Benzo(g,h,i)perylene	4500	E

(1) Cannot be separated from Diphenylamine

PRELIMINARY

SOM01.2 (6/2007)

1D - FORM I SV-1  
SEMIVOLATILE ORGANICS ANALYSIS DATA SHEET

EPA SAMPLE NO.

E3N95

Lab Name: MITKEM LABORATORIES Contract: EP-W-05-030  
 Lab Code: MITKEM Case No.: 38897 Mod. Ref No.: 1760.0 SDG No.: E3N90  
 Matrix: (SOIL/SED/WATER) SOIL Lab Sample ID: H1593-06A  
 Sample wt/vol: 30.2 (g/mL) G Lab File ID: S2F9525.D  
 Level: (LOW/MED) LOW Extraction: (Type) SONC  
 % Moisture: 31 Decanted: (Y/N) N Date Received: 08/20/2009  
 Concentrated Extract Volume: 500 (uL) Date Extracted: 08/20/2009  
 Injection Volume: 2.0 (uL) GPC Factor: 2.00 Date Analyzed: 08/23/2009  
 GPC Cleanup: (Y/N) Y pH: 7.7 Dilution Factor: 1.0

CAS NO.	COMPOUND	CONCENTRATION UNITS:		Q
		(ug/L or ug/Kg)	UG/KG	
91-20-3	Naphthalene		730	
91-57-6	2-Methylnaphthalene		560	
208-96-8	Acenaphthylene		130	J
83-32-9	Acenaphthene		1700	

PRELIMINARY

SOM01.2 (6/2007)

1E - FORM I SV-2  
SEMIVOLATILE ORGANICS ANALYSIS DATA SHEET

EPA SAMPLE NO.

E3N95

Lab Name: MITKEM LABORATORIES Contract: EP-W-05-030  
 Lab Code: MITKEM Case No.: 38897 Mod. Ref No.: 1760.0 SDG No.: E3N90  
 Matrix: (SOIL/SED/WATER) SOIL Lab Sample ID: H1593-06A  
 Sample wt/vol: 30.2 (g/mL) G Lab File ID: S2F9525.D  
 Level: (LOW/MED) LOW Extraction: (Type) SONC  
 % Moisture: 31 Decanted: (Y/N) N Date Received: 08/20/2009  
 Concentrated Extract Volume: 500 (uL) Date Extracted: 08/20/2009  
 Injection Volume: 2.0 (uL) GPC Factor: 2.00 Date Analyzed: 08/23/2009  
 GPC Cleanup: (Y/N) Y pH: 7.7 Dilution Factor: 1.0

CAS NO.	COMPOUND	CONCENTRATION UNITS:	
		UG/KG	Q
86-73-7	Fluorene	2700	
85-01-8	Phenanthrene	18000	E
120-12-7	Anthracene	3400	
206-44-0	Fluoranthene	18000	E
129-00-0	Pyrene	43000	E
56-55-3	Benzo(a)anthracene	9600	E
218-01-9	Chrysene	11000	E
205-99-2	Benzo(b)fluoranthene	13000	E
207-08-9	Benzo(k)fluoranthene	4100	E
50-32-8	Benzo(a)pyrene	7600	E
193-39-5	Indeno(1,2,3-cd)pyrene	3300	
53-70-3	Dibenzo(a,h)anthracene	1100	
191-24-2	Benzo(g,h,i)perylene	3600	

(1) Cannot be separated from Diphenylamine

PRELIMINARY

SOM01.2 (6/2007)

1D - FORM I SV-1  
SEMIVOLATILE ORGANICS ANALYSIS DATA SHEET

EPA SAMPLE NO.

E3N96

Lab Name: MITKEM LABORATORIES Contract: EP-W-05-030  
 Lab Code: MITKEM Case No.: 38897 Mod. Ref No.: 1760.0 SDG No.: E3N90  
 Matrix: (SOIL/SED/WATER) SOIL Lab Sample ID: H1593-07A  
 Sample wt/vol: 30.2 (g/mL) G Lab File ID: S2F9515.D  
 Level: (LOW/MED) LOW Extraction: (Type) SONC  
 % Moisture: 24 Decanted: (Y/N) N Date Received: 08/20/2009  
 Concentrated Extract Volume: 500 (uL) Date Extracted: 08/20/2009  
 Injection Volume: 2.0 (uL) GPC Factor: 2.00 Date Analyzed: 08/22/2009  
 GPC Cleanup: (Y/N) Y pH: 7.8 Dilution Factor: 1.0

CAS NO.	COMPOUND	CONCENTRATION UNITS:	
		UG/KG	Q
91-20-3	Naphthalene	220	U
91-57-6	2-Methylnaphthalene	220	U
208-96-8	Acenaphthylene	220	U
83-32-9	Acenaphthene	220	U

PRELIMINARY

1E - FORM I SV-2  
SEMIVOLATILE ORGANICS ANALYSIS DATA SHEET

EPA SAMPLE NO.

E3N96

Lab Name: MITKEM LABORATORIES Contract: EP-W-05-030  
 Lab Code: MITKEM Case No.: 38897 Mod. Ref No.: 1760.0 SDG No.: E3N90  
 Matrix: (SOIL/SED/WATER) SOIL Lab Sample ID: H1593-07A  
 Sample wt/vol: 30.2 (g/mL) G Lab File ID: S2F9515.D  
 Level: (LOW/MED) LOW Extraction: (Type) SONC  
 % Moisture: 24 Decanted: (Y/N) N Date Received: 08/20/2009  
 Concentrated Extract Volume: 500 (uL) Date Extracted: 08/20/2009  
 Injection Volume: 2.0 (uL) GPC Factor: 2.00 Date Analyzed: 08/22/2009  
 GPC Cleanup: (Y/N) Y pH: 7.8 Dilution Factor: 1.0

CAS NO.	COMPOUND	CONCENTRATION UNITS:	
		(ug/L or ug/Kg)	UG/KG
86-73-7	Fluorene	220	U
85-01-8	Phenanthrene	220	U
120-12-7	Anthracene	220	U
206-44-0	Fluoranthene	220	U
129-00-0	Pyrene	220	U
56-55-3	Benzo(a)anthracene	220	U
218-01-9	Chrysene	220	U
205-99-2	Benzo(b)fluoranthene	220	U
207-08-9	Benzo(k)fluoranthene	220	U
50-32-8	Benzo(a)pyrene	220	U
193-39-5	Indeno(1,2,3-cd)pyrene	220	U
53-70-3	Dibenzo(a,h)anthracene	220	U
191-24-2	Benzo(g,h,i)perylene	220	U

(1) Cannot be separated from Diphenylamine

PRELIMINARY

1D - FORM I SV-1  
SEMIVOLATILE ORGANICS ANALYSIS DATA SHEET

EPA SAMPLE NO.

E3N97

Lab Name: MITKEM LABORATORIES Contract: EP-W-05-030  
 Lab Code: MITKEM Case No.: 38897 Mod. Ref No.: 1760.0 SDG No.: E3N90  
 Matrix: (SOIL/SED/WATER) SOIL Lab Sample ID: H1593-08A  
 Sample wt/vol: 30.1 (g/mL) G Lab File ID: S2F9526.D  
 Level: (LOW/MED) LOW Extraction: (Type) SONC  
 % Moisture: 45 Decanted: (Y/N) N Date Received: 08/20/2009  
 Concentrated Extract Volume: 500 (uL) Date Extracted: 08/20/2009  
 Injection Volume: 2.0 (uL) GPC Factor: 2.00 Date Analyzed: 08/23/2009  
 GPC Cleanup: (Y/N) Y pH: 7.0 Dilution Factor: 1.0

CAS NO.	COMPOUND	CONCENTRATION UNITS:		Q
		(ug/L or ug/Kg)	UG/KG	
91-20-3	Naphthalene		170	J
91-57-6	2-Methylnaphthalene		810	
208-96-8	Acenaphthylene		290	J
83-32-9	Acenaphthene		1300	

PRELIMINARY

1E - FORM I SV-2  
SEMIVOLATILE ORGANICS ANALYSIS DATA SHEET

EPA SAMPLE NO.

E3N97

Lab Name: MITKEM LABORATORIES Contract: EP-W-05-030  
 Lab Code: MITKEM Case No.: 38897 Mod. Ref No.: 1760.0 SDG No.: E3N90  
 Matrix: (SOIL/SED/WATER) SOIL Lab Sample ID: H1593-08A  
 Sample wt/vol: 30.1 (g/mL) G Lab File ID: S2F9526.D  
 Level: (LOW/MED) LOW Extraction: (Type) SONC  
 % Moisture: 45 Decanted: (Y/N) N Date Received: 08/20/2009  
 Concentrated Extract Volume: 500 (uL) Date Extracted: 08/20/2009  
 Injection Volume: 2.0 (uL) GPC Factor: 2.00 Date Analyzed: 08/23/2009  
 GPC Cleanup: (Y/N) Y pH: 7.0 Dilution Factor: 1.0

CAS NO.	COMPOUND	CONCENTRATION UNITS: (ug/L or ug/Kg)	UG/KG	Q
86-73-7	Fluorene		3000	
85-01-8	Phenanthrene		22000	E
120-12-7	Anthracene		3700	
206-44-0	Fluoranthene		24000	E
129-00-0	Pyrene		60000	E
56-55-3	Benzo(a)anthracene		13000	E
218-01-9	Chrysene		18000	E
205-99-2	Benzo(b)fluoranthene		21000	E
207-08-9	Benzo(k)fluoranthene		6800	E
50-32-8	Benzo(a)pyrene		11000	E
193-39-5	Indeno(1,2,3-cd)pyrene		5500	E
53-70-3	Dibenzo(a,h)anthracene		2300	
191-24-2	Benzo(g,h,i)perylene		6100	E

(1) Cannot be separated from Diphenylamine

PRELIMINARY

SOM01.2 (6/2007)

1D - FORM I SV-1  
SEMIVOLATILE ORGANICS ANALYSIS DATA SHEET

EPA SAMPLE NO.

E3N98

Lab Name: MITKEM LABORATORIES Contract: EP-W-05-030  
 Lab Code: MITKEM Case No.: 38897 Mod. Ref No.: 1760.0 SDG No.: E3N90  
 Matrix: (SOIL/SED/WATER) SOIL Lab Sample ID: H1593-09A  
 Sample wt/vol: 30.1 (g/mL) G Lab File ID: S2F9527.D  
 Level: (LOW/MED) LOW Extraction: (Type) SONC  
 % Moisture: 40 Decanted: (Y/N) N Date Received: 08/20/2009  
 Concentrated Extract Volume: 500 (uL) Date Extracted: 08/20/2009  
 Injection Volume: 2.0 (uL) GPC Factor: 2.00 Date Analyzed: 08/23/2009  
 GPC Cleanup: (Y/N) Y pH: 7.4 Dilution Factor: 1.0

CAS NO.	COMPOUND	CONCENTRATION UNITS:		Q
		(ug/L or ug/Kg)	UG/KG	
91-20-3	Naphthalene		280	
91-57-6	2-Methylnaphthalene		680	
208-96-8	Acenaphthylene		200	J
83-32-9	Acenaphthene		1200	

PRELIMINARY

SOM01.2 (6/2007)



1E - FORM I SV-2  
SEMIVOLATILE ORGANICS ANALYSIS DATA SHEET

EPA SAMPLE NO.

E3N98

Lab Name: MITKEM LABORATORIES Contract: EP-W-05-030  
 Lab Code: MITKEM Case No.: 38897 Mod. Ref No.: 1760.0 SDG No.: E3N90  
 Matrix: (SOIL/SED/WATER) SOIL Lab Sample ID: H1593-09A  
 Sample wt/vol: 30.1 (g/mL) G Lab File ID: S2F9527.D  
 Level: (LOW/MED) LOW Extraction: (Type) SONC  
 % Moisture: 40 Decanted: (Y/N) N Date Received: 08/20/2009  
 Concentrated Extract Volume: 500 (uL) Date Extracted: 08/20/2009  
 Injection Volume: 2.0 (uL) GPC Factor: 2.00 Date Analyzed: 08/23/2009  
 GPC Cleanup: (Y/N) Y pH: 7.4 Dilution Factor: 1.0

CAS NO.	COMPOUND	CONCENTRATION UNITS:	
		UG/KG	Q
86-73-7	Fluorene	2200	
85-01-8	Phenanthrene	21000	E
120-12-7	Anthracene	3200	
206-44-0	Fluoranthene	27000	E
129-00-0	Pyrene	57000	E
56-55-3	Benzo(a)anthracene	12000	E
218-01-9	Chrysene	17000	E
205-99-2	Benzo(b)fluoranthene	19000	E
207-08-9	Benzo(k)fluoranthene	12000	E
50-32-8	Benzo(a)pyrene	12000	E
193-39-5	Indeno(1,2,3-cd)pyrene	6200	E
53-70-3	Dibenzo(a,h)anthracene	2100	
191-24-2	Benzo(g,h,i)perylene	7100	E

(1) Cannot be separated from Diphenylamine

PRELIMINARY

1D - FORM I SV-1  
SEMIVOLATILE ORGANICS ANALYSIS DATA SHEET

EPA SAMPLE NO.

E3N99

Lab Name: MITKEM LABORATORIES Contract: EP-W-05-030  
 Lab Code: MITKEM Case No.: 38897 Mod. Ref No.: 1760.0 SDG No.: E3N90  
 Matrix: (SOIL/SED/WATER) SOIL Lab Sample ID: H1593-10A  
 Sample wt/vol: 30.0 (g/mL) G Lab File ID: S2F9528.D  
 Level: (LOW/MED) LOW Extraction: (Type) SONC  
 % Moisture: 40 Decanted: (Y/N) N Date Received: 08/20/2009  
 Concentrated Extract Volume: 500 (uL) Date Extracted: 08/20/2009  
 Injection Volume: 2.0 (uL) GPC Factor: 2.00 Date Analyzed: 08/23/2009  
 GPC Cleanup: (Y/N) Y pH: 7.7 Dilution Factor: 1.0

CAS NO.	COMPOUND	CONCENTRATION UNITS:		Q
		(ug/L or ug/Kg)	UG/KG	
91-20-3	Naphthalene		1700	
91-57-6	2-Methylnaphthalene		4600	E
208-96-8	Acenaphthylene		200	J
83-32-9	Acenaphthene		4500	E

PRELIMINARY

1E - FORM I SV-2  
SEMIVOLATILE ORGANICS ANALYSIS DATA SHEET

EPA SAMPLE NO.

E3N99

Lab Name: MITKEM LABORATORIES Contract: EP-W-05-030  
 Lab Code: MITKEM Case No.: 38897 Mod. Ref No.: 1760.0 SDG No.: E3N90  
 Matrix: (SOIL/SED/WATER) SOIL Lab Sample ID: H1593-10A  
 Sample wt/vol: 30.0 (g/mL) G Lab File ID: S2F9528.D  
 Level: (LOW/MED) LOW Extraction: (Type) SONC  
 % Moisture: 40 Decanted: (Y/N) N Date Received: 08/20/2009  
 Concentrated Extract Volume: 500 (uL) Date Extracted: 08/20/2009  
 Injection Volume: 2.0 (uL) GPC Factor: 2.00 Date Analyzed: 08/23/2009  
 GPC Cleanup: (Y/N) Y pH: 7.7 Dilution Factor: 1.0

CAS NO.	COMPOUND	CONCENTRATION UNITS: UG/KG	
		(ug/L or ug/Kg)	Q
86-73-7	Fluorene	7300	E
85-01-8	Phenanthrene	37000	E
120-12-7	Anthracene	10000	E
206-44-0	Fluoranthene	31000	E
129-00-0	Pyrene	75000	E
56-55-3	Benzo(a)anthracene	18000	E
218-01-9	Chrysene	18000	E
205-99-2	Benzo(b)fluoranthene	27000	E
207-08-9	Benzo(k)fluoranthene	7000	E
50-32-8	Benzo(a)pyrene	16000	E
193-39-5	Indeno(1,2,3-cd)pyrene	7000	E
53-70-3	Dibenzo(a,h)anthracene	3200	
191-24-2	Benzo(g,h,i)perylene	7900	E

(1) Cannot be separated from Diphenylamine

PRELIMINARY

SOM01.2 (6/2007)

1D - FORM I SV-1  
SEMIVOLATILE ORGANICS ANALYSIS DATA SHEET

EPA SAMPLE NO.

E3NA0

Lab Name: MITKEM LABORATORIES Contract: EP-W-05-030  
 Lab Code: MITKEM Case No.: 38897 Mod. Ref No.: 1760.0 SDG No.: E3N90  
 Matrix: (SOIL/SED/WATER) SOIL Lab Sample ID: H1593-11A  
 Sample wt/vol: 30.0 (g/mL) G Lab File ID: S2F9529.D  
 Level: (LOW/MED) LOW Extraction: (Type) SONC  
 % Moisture: 41 Decanted: (Y/N) N Date Received: 08/20/2009  
 Concentrated Extract Volume: 500 (uL) Date Extracted: 08/20/2009  
 Injection Volume: 2.0 (uL) GPC Factor: 2.00 Date Analyzed: 08/23/2009  
 GPC Cleanup: (Y/N) Y pH: 7.4 Dilution Factor: 1.0

CAS NO.	COMPOUND	CONCENTRATION UNITS:		Q
		(ug/L or ug/Kg)	UG/KG	
91-20-3	Naphthalene		590	
91-57-6	2-Methylnaphthalene		880	
208-96-8	Acenaphthylene		220	J
83-32-9	Acenaphthene		1300	

PRELIMINARY

1E - FORM I SV-2  
SEMIVOLATILE ORGANICS ANALYSIS DATA SHEET

EPA SAMPLE NO.

E3NA0

Lab Name: MITKEM LABORATORIES Contract: EP-W-05-030  
 Lab Code: MITKEM Case No.: 38897 Mod. Ref No.: 1760.0 SDG No.: E3N90  
 Matrix: (SOIL/SED/WATER) SOIL Lab Sample ID: H1593-11A  
 Sample wt/vol: 30.0 (g/mL) G Lab File ID: S2F9529.D  
 Level: (LOW/MED) LOW Extraction: (Type) SONC  
 % Moisture: 41 Decanted: (Y/N) N Date Received: 08/20/2009  
 Concentrated Extract Volume: 500 (uL) Date Extracted: 08/20/2009  
 Injection Volume: 2.0 (uL) GPC Factor: 2.00 Date Analyzed: 08/23/2009  
 GPC Cleanup: (Y/N) Y pH: 7.4 Dilution Factor: 1.0

CAS NO.	COMPOUND	CONCENTRATION UNITS:	
		ug/L or ug/Kg	UG/KG
86-73-7	Fluorene	2100	
85-01-8	Phenanthrene	27000	E
120-12-7	Anthracene	2800	
206-44-0	Fluoranthene	28000	E
129-00-0	Pyrene	52000	E
56-55-3	Benzo(a)anthracene	15000	E
218-01-9	Chrysene	16000	E
205-99-2	Benzo(b)fluoranthene	23000	E
207-08-9	Benzo(k)fluoranthene	7300	E
50-32-8	Benzo(a)pyrene	13000	E
193-39-5	Indeno(1,2,3-cd)pyrene	6500	E
53-70-3	Dibenzo(a,h)anthracene	2900	
191-24-2	Benzo(g,h,i)perylene	5900	E

(1) Cannot be separated from Diphenylamine

PRELIMINARY

1D - FORM I SV-1  
 SEMIVOLATILE ORGANICS ANALYSIS DATA SHEET

EPA SAMPLE NO.

E3NA1

Lab Name: MITKEM LABORATORIES Contract: EP-W-05-030  
 Lab Code: MITKEM Case No.: 38897 Mod. Ref No.: 1760.0 SDG No.: E3N90  
 Matrix: (SOIL/SED/WATER) SOIL Lab Sample ID: H1593-12A  
 Sample wt/vol: 30.1 (g/mL) G Lab File ID: S2F9530.D  
 Level: (LOW/MED) LOW Extraction: (Type) SONC  
 % Moisture: 38 Decanted: (Y/N) N Date Received: 08/20/2009  
 Concentrated Extract Volume: 500 (uL) Date Extracted: 08/20/2009  
 Injection Volume: 2.0 (uL) GPC Factor: 2.00 Date Analyzed: 08/23/2009  
 GPC Cleanup: (Y/N) Y pH: 7.5 Dilution Factor: 1.0

CAS NO.	COMPOUND	CONCENTRATION UNITS:		Q
		(ug/L or ug/Kg)	UG/KG	
91-20-3	Naphthalene		360	
91-57-6	2-Methylnaphthalene		410	
208-96-8	Acenaphthylene		130	J
83-32-9	Acenaphthene		730	

PRELIMINARY

1E - FORM I SV-2  
SEMIVOLATILE ORGANICS ANALYSIS DATA SHEET

EPA SAMPLE NO.

E3NA1

Lab Name: MITKEM LABORATORIES Contract: EP-W-05-030  
 Lab Code: MITKEM Case No.: 38897 Mod. Ref No.: 1760.0 SDG No.: E3N90  
 Matrix: (SOIL/SED/WATER) SOIL Lab Sample ID: H1593-12A  
 Sample wt/vol: 30.1 (g/mL) G Lab File ID: S2F9530.D  
 Level: (LOW/MED) LOW Extraction: (Type) SONC  
 % Moisture: 38 Decanted: (Y/N) N Date Received: 08/20/2009  
 Concentrated Extract Volume: 500 (uL) Date Extracted: 08/20/2009  
 Injection Volume: 2.0 (uL) GPC Factor: 2.00 Date Analyzed: 08/23/2009  
 GPC Cleanup: (Y/N) Y pH: 7.5 Dilution Factor: 1.0

CAS NO.	COMPOUND	CONCENTRATION UNITS:		Q
		(ug/L or ug/Kg)	UG/KG	
86-73-7	Fluorene		1500	
85-01-8	Phenanthrene		12000	E
120-12-7	Anthracene		1900	
206-44-0	Fluoranthene		19000	E
129-00-0	Pyrene		39000	E
56-55-3	Benzo(a)anthracene		8900	E
218-01-9	Chrysene		11000	E
205-99-2	Benzo(b)fluoranthene		12000	E
207-08-9	Benzo(k)fluoranthene		7500	E
50-32-8	Benzo(a)pyrene		7500	E
193-39-5	Indeno(1,2,3-cd)pyrene		3600	
53-70-3	Dibenzo(a,h)anthracene		1300	
191-24-2	Benzo(g,h,i)perylene		3400	

(1) Cannot be separated from Diphenylamine

PRELIMINARY

1D - FORM I SV-1  
SEMIVOLATILE ORGANICS ANALYSIS DATA SHEET

EPA SAMPLE NO.

E3NA2

Lab Name: MITKEM LABORATORIES Contract: EP-W-05-030  
 Lab Code: MITKEM Case No.: 38897 Mod. Ref No.: 1760.0 SDG No.: E3N90  
 Matrix: (SOIL/SED/WATER) SOIL Lab Sample ID: H1593-13A  
 Sample wt/vol: 30.0 (g/mL) G Lab File ID: S2F9531.D  
 Level: (LOW/MED) LOW Extraction: (Type) SONC  
 % Moisture: 20 Decanted: (Y/N) N Date Received: 08/20/2009  
 Concentrated Extract Volume: 500 (uL) Date Extracted: 08/20/2009  
 Injection Volume: 2.0 (uL) GPC Factor: 2.00 Date Analyzed: 08/23/2009  
 GPC Cleanup: (Y/N) Y pH: 7.7 Dilution Factor: 1.0

CAS NO.	COMPOUND	CONCENTRATION UNITS:		Q
		(ug/L or ug/Kg)	UG/KG	
91-20-3	Naphthalene		88	J
91-57-6	2-Methylnaphthalene		110	J
208-96-8	Acenaphthylene		210	U
83-32-9	Acenaphthene		180	J

PRELIMINARY



1E - FORM I SV-2  
SEMIVOLATILE ORGANICS ANALYSIS DATA SHEET

EPA SAMPLE NO.

E3NA2

Lab Name: MITKEM LABORATORIES Contract: EP-W-05-030  
 Lab Code: MITKEM Case No.: 38897 Mod. Ref No.: 1760.0 SDG No.: E3N90  
 Matrix: (SOIL/SED/WATER) SOIL Lab Sample ID: H1593-13A  
 Sample wt/vol: 30.0 (g/mL) G Lab File ID: S2F9531.D  
 Level: (LOW/MED) LOW Extraction: (Type) SONC  
 % Moisture: 20 Decanted: (Y/N) N Date Received: 08/20/2009  
 Concentrated Extract Volume: 500 (uL) Date Extracted: 08/20/2009  
 Injection Volume: 2.0 (uL) GPC Factor: 2.00 Date Analyzed: 08/23/2009  
 GPC Cleanup: (Y/N) Y pH: 7.7 Dilution Factor: 1.0

CAS NO.	COMPOUND	CONCENTRATION UNITS:		Q
		(ug/L or ug/Kg)	UG/KG	
86-73-7	Fluorene		340	
85-01-8	Phenanthrene		3100	
120-12-7	Anthracene		500	
206-44-0	Fluoranthene		4800	E
129-00-0	Pyrene		9100	E
56-55-3	Benzo(a)anthracene		2200	
218-01-9	Chrysene		2800	
205-99-2	Benzo(b)fluoranthene		2900	
207-08-9	Benzo(k)fluoranthene		1700	
50-32-8	Benzo(a)pyrene		1800	
193-39-5	Indeno(1,2,3-cd)pyrene		900	
53-70-3	Dibenzo(a,h)anthracene		300	
191-24-2	Benzo(g,h,i)perylene		850	

(1) Cannot be separated from Diphenylamine

PRELIMINARY

SOM01.2 (6/2007)

1D - FORM I SV-1  
SEMIVOLATILE ORGANICS ANALYSIS DATA SHEET

EPA SAMPLE NO.

E3NA3

Lab Name: MITKEM LABORATORIES Contract: EP-W-05-030  
 Lab Code: MITKEM Case No.: 38897 Mod. Ref No.: 1760.0 SDG No.: E3N90  
 Matrix: (SOIL/SED/WATER) SOIL Lab Sample ID: H1593-14A  
 Sample wt/vol: 30.0 (g/mL) G Lab File ID: S2F9516.D  
 Level: (LOW/MED) LOW Extraction: (Type) SONC  
 % Moisture: 26 Decanted: (Y/N) N Date Received: 08/20/2009  
 Concentrated Extract Volume: 500 (uL) Date Extracted: 08/20/2009  
 Injection Volume: 2.0 (uL) GPC Factor: 2.00 Date Analyzed: 08/22/2009  
 GPC Cleanup: (Y/N) Y pH: 7.5 Dilution Factor: 1.0

CAS NO.	COMPOUND	CONCENTRATION UNITS:		Q
		(ug/L or ug/Kg)	UG/KG	
91-20-3	Naphthalene		230	U
91-57-6	2-Methylnaphthalene		230	U
208-96-8	Acenaphthylene		230	U
83-32-9	Acenaphthene		230	U

PRELIMINARY

1E - FORM I SV-2  
SEMIVOLATILE ORGANICS ANALYSIS DATA SHEET

EPA SAMPLE NO.

E3NA3

Lab Name: MITKEM LABORATORIES Contract: EP-W-05-030  
 Lab Code: MITKEM Case No.: 38897 Mod. Ref No.: 1760.0 SDG No.: E3N90  
 Matrix: (SOIL/SED/WATER) SOIL Lab Sample ID: H1593-14A  
 Sample wt/vol: 30.0 (g/mL) G Lab File ID: S2F9516.D  
 Level: (LOW/MED) LOW Extraction: (Type) SONC  
 % Moisture: 26 Decanted: (Y/N) N Date Received: 08/20/2009  
 Concentrated Extract Volume: 500 (uL) Date Extracted: 08/20/2009  
 Injection Volume: 2.0 (uL) GPC Factor: 2.00 Date Analyzed: 08/22/2009  
 GPC Cleanup: (Y/N) Y pH: 7.5 Dilution Factor: 1.0

CAS NO.	COMPOUND	CONCENTRATION UNITS:	
		(ug/L or ug/Kg)	UG/KG
86-73-7	Fluorene	230	U
85-01-8	Phenanthrene	230	U
120-12-7	Anthracene	230	U
206-44-0	Fluoranthene	230	U
129-00-0	Pyrene	230	U
56-55-3	Benzo(a)anthracene	230	U
218-01-9	Chrysene	230	U
205-99-2	Benzo(b)fluoranthene	230	U
207-08-9	Benzo(k)fluoranthene	230	U
50-32-8	Benzo(a)pyrene	230	U
193-39-5	Indeno(1,2,3-cd)pyrene	230	U
53-70-3	Dibenzo(a,h)anthracene	230	U
191-24-2	Benzo(g,h,i)perylene	230	U

(1) Cannot be separated from Diphenylamine

PRELIMINARY

1D - FORM I SV-1  
SEMIVOLATILE ORGANICS ANALYSIS DATA SHEET

EPA SAMPLE NO.

E3NA4

Lab Name: MITKEM LABORATORIES Contract: EP-W-05-030  
 Lab Code: MITKEM Case No.: 38897 Mod. Ref No.: 1760.0 SDG No.: E3N90  
 Matrix: (SOIL/SED/WATER) SOIL Lab Sample ID: H1593-15A  
 Sample wt/vol: 30.1 (g/mL) G Lab File ID: S2F9532.D  
 Level: (LOW/MED) LOW Extraction: (Type) SONC  
 % Moisture: 37 Decanted: (Y/N) N Date Received: 08/20/2009  
 Concentrated Extract Volume: 500 (uL) Date Extracted: 08/20/2009  
 Injection Volume: 2.0 (uL) GPC Factor: 2.00 Date Analyzed: 08/23/2009  
 GPC Cleanup: (Y/N) Y pH: 7.2 Dilution Factor: 1.0

CAS NO.	COMPOUND	CONCENTRATION UNITS:		Q
		(ug/L or ug/Kg)	UG/KG	
91-20-3	Naphthalene		110	J
91-57-6	2-Methylnaphthalene		430	
208-96-8	Acenaphthylene		210	J
83-32-9	Acenaphthene		1300	

PRELIMINARY

1E - FORM I SV-2  
SEMIVOLATILE ORGANICS ANALYSIS DATA SHEET

EPA SAMPLE NO.

E3NA4

Lab Name: MITKEM LABORATORIES Contract: EP-W-05-030  
 Lab Code: MITKEM Case No.: 38897 Mod. Ref No.: 1760.0 SDG No.: E3N90  
 Matrix: (SOIL/SED/WATER) SOIL Lab Sample ID: H1593-15A  
 Sample wt/vol: 30.1 (g/mL) G Lab File ID: S2F9532.D  
 Level: (LOW/MED) LOW Extraction: (Type) SONC  
 % Moisture: 37 Decanted: (Y/N) N Date Received: 08/20/2009  
 Concentrated Extract Volume: 500 (uL) Date Extracted: 08/20/2009  
 Injection Volume: 2.0 (uL) GPC Factor: 2.00 Date Analyzed: 08/23/2009  
 GPC Cleanup: (Y/N) Y pH: 7.2 Dilution Factor: 1.0

CAS NO.	COMPOUND	CONCENTRATION UNITS:	
		UG/KG	Q
86-73-7	Fluorene	2200	
85-01-8	Phenanthrene	20000	E
120-12-7	Anthracene	2400	
206-44-0	Fluoranthene	21000	E
129-00-0	Pyrene	51000	E
56-55-3	Benzo(a)anthracene	11000	E
218-01-9	Chrysene	14000	E
205-99-2	Benzo(b)fluoranthene	18000	E
207-08-9	Benzo(k)fluoranthene	7400	E
50-32-8	Benzo(a)pyrene	11000	E
193-39-5	Indeno(1,2,3-cd)pyrene	5100	E
53-70-3	Dibenzo(a,h)anthracene	2200	
191-24-2	Benzo(g,h,i)perylene	5000	E

(1) Cannot be separated from Diphenylamine

PRELIMINARY

1D - FORM I SV-1  
SEMIVOLATILE ORGANICS ANALYSIS DATA SHEET

EPA SAMPLE NO.

E3NA5

Lab Name: MITKEM LABORATORIES Contract: EP-W-05-030  
 Lab Code: MITKEM Case No.: 38897 Mod. Ref No.: 1760.0 SDG No.: E3N90  
 Matrix: (SOIL/SED/WATER) SOIL Lab Sample ID: H1593-16A  
 Sample wt/vol: 30.2 (g/mL) G Lab File ID: S2F9533.D  
 Level: (LOW/MED) LOW Extraction: (Type) SONC  
 % Moisture: 36 Decanted: (Y/N) N Date Received: 08/20/2009  
 Concentrated Extract Volume: 500 (uL) Date Extracted: 08/20/2009  
 Injection Volume: 2.0 (uL) GPC Factor: 2.00 Date Analyzed: 08/23/2009  
 GPC Cleanup: (Y/N) Y pH: 7.3 Dilution Factor: 1.0

CAS NO.	COMPOUND	CONCENTRATION UNITS:		Q
		(ug/L or ug/Kg)	UG/KG	
91-20-3	Naphthalene		150	J
91-57-6	2-Methylnaphthalene		500	
208-96-8	Acenaphthylene		280	
83-32-9	Acenaphthene		1400	

PRELIMINARY

1E - FORM I SV-2  
SEMIVOLATILE ORGANICS ANALYSIS DATA SHEET

EPA SAMPLE NO.

E3NA5

Lab Name: MITKEM LABORATORIES Contract: EP-W-05-030  
 Lab Code: MITKEM Case No.: 38897 Mod. Ref No.: 1760.0 SDG No.: E3N90  
 Matrix: (SOIL/SED/WATER) SOIL Lab Sample ID: H1593-16A  
 Sample wt/vol: 30.2 (g/mL) G Lab File ID: S2F9533.D  
 Level: (LOW/MED) LOW Extraction: (Type) SONC  
 % Moisture: 36 Decanted: (Y/N) N Date Received: 08/20/2009  
 Concentrated Extract Volume: 500 (uL) Date Extracted: 08/20/2009  
 Injection Volume: 2.0 (uL) GPC Factor: 2.00 Date Analyzed: 08/23/2009  
 GPC Cleanup: (Y/N) Y pH: 7.3 Dilution Factor: 1.0

CAS NO.	COMPOUND	CONCENTRATION UNITS: <u>UG/KG</u> (ug/L or ug/Kg)	<u>Q</u>
86-73-7	Fluorene	2400	
85-01-8	Phenanthrene	24000	E
120-12-7	Anthracene	3000	
206-44-0	Fluoranthene	23000	E
129-00-0	Pyrene	58000	E
56-55-3	Benzo(a)anthracene	11000	E
218-01-9	Chrysene	18000	E
205-99-2	Benzo(b)fluoranthene	20000	E
207-08-9	Benzo(k)fluoranthene	6100	E
50-32-8	Benzo(a)pyrene	11000	E
193-39-5	Indeno(1,2,3-cd)pyrene	5400	E
53-70-3	Dibenzo(a,h)anthracene	2400	
191-24-2	Benzo(g,h,i)perylene	4900	E

(1) Cannot be separated from Diphenylamine

PRELIMINARY

1D - FORM I SV-1  
SEMIVOLATILE ORGANICS ANALYSIS DATA SHEET

EPA SAMPLE NO.

E3NA6

Lab Name: MITKEM LABORATORIES Contract: EP-W-05-030  
 Lab Code: MITKEM Case No.: 38897 Mod. Ref No.: 1760.0 SDG No.: E3N90  
 Matrix: (SOIL/SED/WATER) SOIL Lab Sample ID: H1593-17A  
 Sample wt/vol: 30.2 (g/mL) G Lab File ID: S2F9534.D  
 Level: (LOW/MED) LOW Extraction: (Type) SONC  
 % Moisture: 36 Decanted: (Y/N) N Date Received: 08/20/2009  
 Concentrated Extract Volume: 500 (uL) Date Extracted: 08/20/2009  
 Injection Volume: 2.0 (uL) GPC Factor: 2.00 Date Analyzed: 08/23/2009  
 GPC Cleanup: (Y/N) Y pH: 7.4 Dilution Factor: 1.0

CAS NO.	COMPOUND	CONCENTRATION UNITS:		Q
		(ug/L or ug/Kg)	UG/KG	
91-20-3	Naphthalene		490	
91-57-6	2-Methylnaphthalene		750	
208-96-8	Acenaphthylene		280	
83-32-9	Acenaphthene		1400	

PRELIMINARY



1E - FORM I SV-2  
SEMIVOLATILE ORGANICS ANALYSIS DATA SHEET

EPA SAMPLE NO.

E3NA6

Lab Name: MITKEM LABORATORIES Contract: EP-W-05-030  
 Lab Code: MITKEM Case No.: 38897 Mod. Ref No.: 1760.0 SDG No.: E3N90  
 Matrix: (SOIL/SED/WATER) SOIL Lab Sample ID: H1593-17A  
 Sample wt/vol: 30.2 (g/mL) G Lab File ID: S2F9534.D  
 Level: (LOW/MED) LOW Extraction: (Type) SONC  
 % Moisture: 36 Decanted: (Y/N) N Date Received: 08/20/2009  
 Concentrated Extract Volume: 500 (uL) Date Extracted: 08/20/2009  
 Injection Volume: 2.0 (uL) GPC Factor: 2.00 Date Analyzed: 08/23/2009  
 GPC Cleanup: (Y/N) Y pH: 7.4 Dilution Factor: 1.0

CAS NO.	COMPOUND	CONCENTRATION UNITS:	
		UG/KG	Q
86-73-7	Fluorene	2600	
85-01-8	Phenanthrene	24000	E
120-12-7	Anthracene	3800	
206-44-0	Fluoranthene	28000	E
129-00-0	Pyrene	64000	E
56-55-3	Benzo(a)anthracene	15000	E
218-01-9	Chrysene	23000	E
205-99-2	Benzo(b)fluoranthene	25000	E
207-08-9	Benzo(k)fluoranthene	9700	E
50-32-8	Benzo(a)pyrene	14000	E
193-39-5	Indeno(1,2,3-cd)pyrene	6100	E
53-70-3	Dibenzo(a,h)anthracene	2600	
191-24-2	Benzo(g,h,i)perylene	5500	E

(1) Cannot be separated from Diphenylamine

PRELIMINARY

1D - FORM I SV-1  
SEMIVOLATILE ORGANICS ANALYSIS DATA SHEET

EPA SAMPLE NO.

E3NA7

Lab Name: MITKEM LABORATORIES Contract: EP-W-05-030  
 Lab Code: MITKEM Case No.: 38897 Mod. Ref No.: 1760.0 SDG No.: E3N90  
 Matrix: (SOIL/SED/WATER) SOIL Lab Sample ID: H1593-18A  
 Sample wt/vol: 30.3 (g/mL) G Lab File ID: S2F9535.D  
 Level: (LOW/MED) LOW Extraction: (Type) SONC  
 % Moisture: 37 Decanted: (Y/N) N Date Received: 08/20/2009  
 Concentrated Extract Volume: 500 (uL) Date Extracted: 08/20/2009  
 Injection Volume: 2.0 (uL) GPC Factor: 2.00 Date Analyzed: 08/23/2009  
 GPC Cleanup: (Y/N) Y pH: 7.6 Dilution Factor: 1.0

CAS NO.	COMPOUND	CONCENTRATION UNITS:		Q
		(ug/L or ug/Kg)	UG/KG	
91-20-3	Naphthalene		840	
91-57-6	2-Methylnaphthalene		690	
208-96-8	Acenaphthylene		190	J
83-32-9	Acenaphthene		510	

PRELIMINARY

SOM01.2 (6/2007)

1E - FORM I SV-2  
SEMIVOLATILE ORGANICS ANALYSIS DATA SHEET

EPA SAMPLE NO.

E3NA7

Lab Name: MITKEM LABORATORIES Contract: EP-W-05-030  
 Lab Code: MITKEM Case No.: 38897 Mod. Ref No.: 1760.0 SDG No.: E3N90  
 Matrix: (SOIL/SED/WATER) SOIL Lab Sample ID: H1593-18A  
 Sample wt/vol: 30.3 (g/mL) G Lab File ID: S2F9535.D  
 Level: (LOW/MED) LOW Extraction: (Type) SONC  
 % Moisture: 37 Decanted: (Y/N) N Date Received: 08/20/2009  
 Concentrated Extract Volume: 500 (uL) Date Extracted: 08/20/2009  
 Injection Volume: 2.0 (uL) GPC Factor: 2.00 Date Analyzed: 08/23/2009  
 GPC Cleanup: (Y/N) Y pH: 7.6 Dilution Factor: 1.0

CAS NO.	COMPOUND	CONCENTRATION UNITS:		Q
		(ug/L or ug/Kg)	UG/KG	
86-73-7	Fluorene		770	
85-01-8	Phenanthrene		5500	E
120-12-7	Anthracene		930	
206-44-0	Fluoranthene		6700	E
129-00-0	Pyrene		17000	E
56-55-3	Benzo(a)anthracene		3200	
218-01-9	Chrysene		4200	
205-99-2	Benzo(b)fluoranthene		4900	E
207-08-9	Benzo(k)fluoranthene		2300	
50-32-8	Benzo(a)pyrene		3000	
193-39-5	Indeno(1,2,3-cd)pyrene		1200	
53-70-3	Dibenzo(a,h)anthracene		370	
191-24-2	Benzo(g,h,i)perylene		1200	

(1) Cannot be separated from Diphenylamine

PRELIMINARY

1D - FORM I SV-1  
SEMIVOLATILE ORGANICS ANALYSIS DATA SHEET

EPA SAMPLE NO.

E3NA8

Lab Name: MITKEM LABORATORIES Contract: EP-W-05-030  
 Lab Code: MITKEM Case No.: 38897 Mod. Ref No.: 1760.0 SDG No.: E3N90  
 Matrix: (SOIL/SED/WATER) SOIL Lab Sample ID: H1593-19A  
 Sample wt/vol: 30.2 (g/mL) G Lab File ID: S2F9517.D  
 Level: (LOW/MED) LOW Extraction: (Type) SONC  
 % Moisture: 38 Decanted: (Y/N) N Date Received: 08/20/2009  
 Concentrated Extract Volume: 500 (uL) Date Extracted: 08/20/2009  
 Injection Volume: 2.0 (uL) GPC Factor: 2.00 Date Analyzed: 08/22/2009  
 GPC Cleanup: (Y/N) Y pH: 7.6 Dilution Factor: 1.0

CAS NO.	COMPOUND	CONCENTRATION UNITS:		Q
		(ug/L or ug/Kg)	UG/KG	
91-20-3	Naphthalene		270	U
91-57-6	2-Methylnaphthalene		270	U
208-96-8	Acenaphthylene		270	U
83-32-9	Acenaphthene		270	U

PRELIMINARY

1E - FORM I SV-2  
SEMIVOLATILE ORGANICS ANALYSIS DATA SHEET

EPA SAMPLE NO.

E3NA8

Lab Name: MITKEM LABORATORIES Contract: EP-W-05-030  
 Lab Code: MITKEM Case No.: 38897 Mod. Ref No.: 1760.0 SDG No.: E3N90  
 Matrix: (SOIL/SED/WATER) SOIL Lab Sample ID: H1593-19A  
 Sample wt/vol: 30.2 (g/mL) G Lab File ID: S2F9517.D  
 Level: (LOW/MED) LOW Extraction: (Type) SONC  
 % Moisture: 38 Decanted: (Y/N) N Date Received: 08/20/2009  
 Concentrated Extract Volume: 500 (uL) Date Extracted: 08/20/2009  
 Injection Volume: 2.0 (uL) GPC Factor: 2.00 Date Analyzed: 08/22/2009  
 GPC Cleanup: (Y/N) Y pH: 7.6 Dilution Factor: 1.0

CAS NO.	COMPOUND	CONCENTRATION UNITS:	
		(ug/L or ug/Kg)	UG/KG
86-73-7	Fluorene	270	U
85-01-8	Phenanthrene	270	U
120-12-7	Anthracene	270	U
206-44-0	Fluoranthene	270	U
129-00-0	Pyrene	270	U
56-55-3	Benzo(a)anthracene	270	U
218-01-9	Chrysene	270	U
205-99-2	Benzo(b)fluoranthene	270	U
207-08-9	Benzo(k)fluoranthene	270	U
50-32-8	Benzo(a)pyrene	270	U
193-39-5	Indeno(1,2,3-cd)pyrene	270	U
53-70-3	Dibenzo(a,h)anthracene	270	U
191-24-2	Benzo(g,h,i)perylene	270	U

(1) Cannot be separated from Diphenylamine

PRELIMINARY

1D - FORM I SV-1  
SEMIVOLATILE ORGANICS ANALYSIS DATA SHEET

EPA SAMPLE NO.

E3NA9

Lab Name: MITKEM LABORATORIES Contract: EP-W-05-030  
 Lab Code: MITKEM Case No.: 38897 Mod. Ref No.: 1760.0 SDG No.: E3N90  
 Matrix: (SOIL/SED/WATER) SOIL Lab Sample ID: H1593-20A  
 Sample wt/vol: 30.1 (g/mL) G Lab File ID: S2F9536.D  
 Level: (LOW/MED) LOW Extraction: (Type) SONC  
 % Moisture: 48 Decanted: (Y/N) N Date Received: 08/20/2009  
 Concentrated Extract Volume: 500 (uL) Date Extracted: 08/20/2009  
 Injection Volume: 2.0 (uL) GPC Factor: 2.00 Date Analyzed: 08/23/2009  
 GPC Cleanup: (Y/N) Y pH: 7.1 Dilution Factor: 1.0

CAS NO.	COMPOUND	CONCENTRATION UNITS:		Q
		(ug/L or ug/Kg)	UG/KG	
91-20-3	Naphthalene		490	
91-57-6	2-Methylnaphthalene		990	
208-96-8	Acenaphthylene		250	J
83-32-9	Acenaphthene		1800	

PRELIMINARY

1E - FORM I SV-2  
SEMIVOLATILE ORGANICS ANALYSIS DATA SHEET

EPA SAMPLE NO.

E3NA9

Lab Name: MITKEM LABORATORIES Contract: EP-W-05-030  
 Lab Code: MITKEM Case No.: 38897 Mod. Ref No.: 1760.0 SDG No.: E3N90  
 Matrix: (SOIL/SED/WATER) SOIL Lab Sample ID: H1593-20A  
 Sample wt/vol: 30.1 (g/mL) G Lab File ID: S2F9536.D  
 Level: (LOW/MED) LOW Extraction: (Type) SONC  
 % Moisture: 48 Decanted: (Y/N) N Date Received: 08/20/2009  
 Concentrated Extract Volume: 500 (uL) Date Extracted: 08/20/2009  
 Injection Volume: 2.0 (uL) GPC Factor: 2.00 Date Analyzed: 08/23/2009  
 GPC Cleanup: (Y/N) Y pH: 7.1 Dilution Factor: 1.0

CAS NO.	COMPOUND	CONCENTRATION UNITS:	
		UG/KG	Q
86-73-7	Fluorene	3300	
85-01-8	Phenanthrene	31000	E
120-12-7	Anthracene	3700	
206-44-0	Fluoranthene	39000	E
129-00-0	Pyrene	88000	E
56-55-3	Benzo(a)anthracene	16000	E
218-01-9	Chrysene	26000	E
205-99-2	Benzo(b)fluoranthene	33000	E
207-08-9	Benzo(k)fluoranthene	22000	E
50-32-8	Benzo(a)pyrene	19000	E
193-39-5	Indeno(1,2,3-cd)pyrene	8500	E
53-70-3	Dibenzo(a,h)anthracene	3200	
191-24-2	Benzo(g,h,i)perylene	8900	E

(1) Cannot be separated from Diphenylamine

PRELIMINARY

SOM01.2 (6/2007)

1F - FORM I SV-SIM  
SEMIVOLATILE SIM ORGANICS ANALYSIS DATA SHEET

EPA SAMPLE NO.

E3N90

Lab Name: MITKEM LABORATORIES Contract: EP-W-05-030  
 Lab Code: MITKEM Case No.: 38897 Mod. Ref No.: \_\_\_\_\_ SDG No.: E3N90  
 Matrix: (SOIL/SED/WATER) SOIL Lab Sample ID: H1593-01A  
 Sample wt/vol: 30.1 (g/mL) G Lab File ID: S4D5355.D  
 Extraction: (Type) SONC  
 % Moisture: 40 Decanted: (Y/N) N Date Received: 08/20/2009  
 Concentrated Extract Volume: 500 (uL) Date Extracted: 08/20/2009  
 Injection Volume: 2.0 (uL) GPC Factor: 2.00 Date Analyzed: 08/23/2009  
 GPC Cleanup: (Y/N) Y pH: 7.5 Dilution Factor: 8.0

CAS NO.	COMPOUND	CONCENTRATION UNITS:		Q
		(ug/L or ug/Kg)	UG/KG	
91-20-3	Naphthalene		44	U
91-57-6	2-Methylnaphthalene		60	
208-96-8	Acenaphthylene		160	
83-32-9	Acenaphthene		460	E
86-73-7	Fluorene		570	E
85-01-8	Phenanthrene		7100	E
120-12-7	Anthracene		950	E
206-44-0	Fluoranthene		8500	E
129-00-0	Pyrene		7500	E
56-55-3	Benzo(a)anthracene		4100	E
218-01-9	Chrysene		4500	E
205-99-2	Benzo(b)fluoranthene		4900	E
207-08-9	Benzo(k)fluoranthene		1600	E
50-32-8	Benzo(a)pyrene		3000	E
193-39-5	Indeno(1,2,3-cd)pyrene		1900	E
53-70-3	Dibenzo(a,h)anthracene		700	E
191-24-2	Benzo(g,h,i)perylene		2100	E

PRELIMINARY



1F - FORM I SV-SIM  
SEMIVOLATILE SIM ORGANICS ANALYSIS DATA SHEET

EPA SAMPLE NO.

E3N91

Lab Name: MITKEM LABORATORIES Contract: EP-W-05-030  
 Lab Code: MITKEM Case No.: 38897 Mod. Ref No.:                      SDG No.: E3N90  
 Matrix: (SOIL/SED/WATER) SOIL Lab Sample ID: H1593-02A  
 Sample wt/vol: 30.2 (g/mL) G Lab File ID: S4D5356.D  
 Extraction: (Type) SONC  
 % Moisture: 40 Decanted: (Y/N) N Date Received: 08/20/2009  
 Concentrated Extract Volume: 500 (uL) Date Extracted: 08/20/2009  
 Injection Volume: 2.0 (uL) GPC Factor: 2.00 Date Analyzed: 08/23/2009  
 GPC Cleanup: (Y/N) Y pH: 7.4 Dilution Factor: 8.0

CAS NO.	COMPOUND	CONCENTRATION UNITS: (ug/L or ug/Kg)	UG/KG	Q
91-20-3	Naphthalene		470	E
91-57-6	2-Methylnaphthalene		410	
208-96-8	Acenaphthylene		350	
83-32-9	Acenaphthene		980	E
86-73-7	Fluorene		1400	E
85-01-8	Phenanthrene		10000	E
120-12-7	Anthracene		1500	E
206-44-0	Fluoranthene		13000	E
129-00-0	Pyrene		11000	E
56-55-3	Benzo (a) anthracene		7500	E
218-01-9	Chrysene		7500	E
205-99-2	Benzo (b) fluoranthene		6800	E
207-08-9	Benzo (k) fluoranthene		2800	E
50-32-8	Benzo (a) pyrene		4500	E
193-39-5	Indeno (1, 2, 3-cd) pyrene		2600	E
53-70-3	Dibenzo (a, h) anthracene		1300	E
191-24-2	Benzo (g, h, i) perylene		3100	E

PRELIMINARY

1F - FORM I SV-SIM  
SEMIVOLATILE SIM ORGANICS ANALYSIS DATA SHEET

EPA SAMPLE NO.

E3N91MS

Lab Name: MITKEM LABORATORIES Contract: EP-W-05-030  
 Lab Code: MITKEM Case No.: 38897 Mod. Ref No.: \_\_\_\_\_ SDG No.: E3N90  
 Matrix: (SOIL/SED/WATER) SOIL Lab Sample ID: H1593-02AMS  
 Sample wt/vol: 30.0 (g/mL) G Lab File ID: S4D5357.D  
 Extraction: (Type) SONC  
 % Moisture: 40 Decanted: (Y/N) N Date Received: 08/20/2009  
 Concentrated Extract Volume: 500 (uL) Date Extracted: 08/20/2009  
 Injection Volume: 2.0 (uL) GPC Factor: 2.00 Date Analyzed: 08/23/2009  
 GPC Cleanup: (Y/N) Y pH: 7.4 Dilution Factor: 8.0

CAS NO.	COMPOUND	CONCENTRATION UNITS:	
		ug/L or ug/Kg	UG/KG
91-20-3	Naphthalene	700	E
91-57-6	2-Methylnaphthalene	660	E
208-96-8	Acenaphthylene	350	
83-32-9	Acenaphthene	1000	E
86-73-7	Fluorene	1400	E
85-01-8	Phenanthrene	12000	E
120-12-7	Anthracene	1900	E
206-44-0	Fluoranthene	15000	E
129-00-0	Pyrene	13000	E
56-55-3	Benzo (a) anthracene	8400	E
218-01-9	Chrysene	9800	E
205-99-2	Benzo (b) fluoranthene	11000	E
207-08-9	Benzo (k) fluoranthene	7400	E
50-32-8	Benzo (a) pyrene	8600	E
193-39-5	Indeno (1, 2, 3-cd) pyrene	5500	E
53-70-3	Dibenzo (a, h) anthracene	2600	E
191-24-2	Benzo (g, h, i) perylene	5200	E

PRELIMINARY

1F - FORM I SV-SIM  
SEMIVOLATILE SIM ORGANICS ANALYSIS DATA SHEET

EPA SAMPLE NO.

E3N91MSD

Lab Name: MITKEM LABORATORIES Contract: EP-W-05-030  
 Lab Code: MITKEM Case No.: 38897 Mod. Ref No.:                      SDG No.: E3N90  
 Matrix: (SOIL/SED/WATER) SOIL Lab Sample ID: H1593-02AMSD  
 Sample wt/vol: 30.3 (g/mL) G Lab File ID: S4D5358.D  
 Extraction: (Type) SONC  
 % Moisture: 40 Decanted: (Y/N) N Date Received: 08/20/2009  
 Concentrated Extract Volume: 500 (uL) Date Extracted: 08/20/2009  
 Injection Volume: 2.0 (uL) GPC Factor: 2.00 Date Analyzed: 08/23/2009  
 GPC Cleanup: (Y/N) Y pH: 7.4 Dilution Factor: 8.0

CAS NO.	COMPOUND	CONCENTRATION UNITS:	
		(ug/L or ug/Kg)	UG/KG
91-20-3	Naphthalene	740	E
91-57-6	2-Methylnaphthalene	690	E
208-96-8	Acenaphthylene	520	E
83-32-9	Acenaphthene	1500	E
86-73-7	Fluorene	1900	E
85-01-8	Phenanthrene	11000	E
120-12-7	Anthracene	1900	E
206-44-0	Fluoranthene	13000	E
129-00-0	Pyrene	14000	E
56-55-3	Benzo(a)anthracene	10000	E
218-01-9	Chrysene	8300	E
205-99-2	Benzo(b)fluoranthene	8500	E
207-08-9	Benzo(k)fluoranthene	3400	E
50-32-8	Benzo(a)pyrene	5600	E
193-39-5	Indeno(1,2,3-cd)pyrene	3500	E
53-70-3	Dibenzo(a,h)anthracene	1600	E
191-24-2	Benzo(g,h,i)perylene	3100	E

PRELIMINARY

1F - FORM I SV-SIM  
SEMIVOLATILE SIM ORGANICS ANALYSIS DATA SHEET

EPA SAMPLE NO.

E3N92

Lab Name: MITKEM LABORATORIES Contract: EP-W-05-030  
 Lab Code: MITKEM Case No.: 38897 Mod. Ref No.:                      SDG No.: E3N90  
 Matrix: (SOIL/SED/WATER) SOIL Lab Sample ID: H1593-03A  
 Sample wt/vol: 30.3 (g/mL) G Lab File ID: S4D5359.D  
 Extraction: (Type) SONC  
 % Moisture: 39 Decanted: (Y/N) N Date Received: 08/20/2009  
 Concentrated Extract Volume: 500 (uL) Date Extracted: 08/20/2009  
 Injection Volume: 2.0 (uL) GPC Factor: 2.00 Date Analyzed: 08/23/2009  
 GPC Cleanup: (Y/N) Y pH: 7.5 Dilution Factor: 8.0

CAS NO.	COMPOUND	CONCENTRATION UNITS:		Q
		(ug/L or ug/Kg)	UG/KG	
91-20-3	Naphthalene		250	
91-57-6	2-Methylnaphthalene		310	
208-96-8	Acenaphthylene		220	
83-32-9	Acenaphthene		560	E
86-73-7	Fluorene		720	E
85-01-8	Phenanthrene		6600	E
120-12-7	Anthracene		1200	E
206-44-0	Fluoranthene		7800	E
129-00-0	Pyrene		5200	E
56-55-3	Benzo(a)anthracene		3400	E
218-01-9	Chrysene		3200	E
205-99-2	Benzo(b)fluoranthene		5300	E
207-08-9	Benzo(k)fluoranthene		1900	E
50-32-8	Benzo(a)pyrene		3500	E
193-39-5	Indeno(1,2,3-cd)pyrene		1800	E
53-70-3	Dibenzo(a,h)anthracene		950	E
191-24-2	Benzo(g,h,i)perylene		2000	E

PRELIMINARY

1F - FORM I SV-SIM  
SEMIVOLATILE SIM ORGANICS ANALYSIS DATA SHEET

EPA SAMPLE NO.

E3N93

Lab Name: MITKEM LABORATORIES Contract: EP-W-05-030  
 Lab Code: MITKEM Case No.: 38897 Mod. Ref No.: \_\_\_\_\_ SDG No.: E3N90  
 Matrix: (SOIL/SED/WATER) SOIL Lab Sample ID: H1593-04A  
 Sample wt/vol: 30.4 (g/mL) G Lab File ID: S4D5360.D  
 Extraction: (Type) SONC  
 % Moisture: 38 Decanted: (Y/N) N Date Received: 08/20/2009  
 Concentrated Extract Volume: 500 (uL) Date Extracted: 08/20/2009  
 Injection Volume: 2.0 (uL) GPC Factor: 2.00 Date Analyzed: 08/23/2009  
 GPC Cleanup: (Y/N) Y pH: 7.7 Dilution Factor: 8.0

CAS NO.	COMPOUND	CONCENTRATION UNITS:	
		ug/L or ug/Kg	UG/KG
91-20-3	Naphthalene	1700	E
91-57-6	2-Methylnaphthalene	1600	E
208-96-8	Acenaphthylene	420	
83-32-9	Acenaphthene	2000	E
86-73-7	Fluorene	2300	E
85-01-8	Phenanthrene	12000	E
120-12-7	Anthracene	3200	E
206-44-0	Fluoranthene	11000	E
129-00-0	Pyrene	13000	E
56-55-3	Benzo (a) anthracene	9300	E
218-01-9	Chrysene	7900	E
205-99-2	Benzo (b) fluoranthene	7300	E
207-08-9	Benzo (k) fluoranthene	3300	E
50-32-8	Benzo (a) pyrene	5800	E
193-39-5	Indeno (1,2,3-cd) pyrene	3000	E
53-70-3	Dibenzo (a,h) anthracene	1500	E
191-24-2	Benzo (g,h,i) perylene	3100	E

PRELIMINARY

1F - FORM I SV-SIM  
SEMIVOLATILE SIM ORGANICS ANALYSIS DATA SHEET

EPA SAMPLE NO.

E3N94

Lab Name: MITKEM LABORATORIES Contract: EP-W-05-030  
 Lab Code: MITKEM Case No.: 38897 Mod. Ref No.: \_\_\_\_\_ SDG No.: E3N90  
 Matrix: (SOIL/SED/WATER) SOIL Lab Sample ID: H1593-05A  
 Sample wt/vol: 30.2 (g/mL) G Lab File ID: S4D5361.D  
 Extraction: (Type) SONC  
 % Moisture: 31 Decanted: (Y/N) N Date Received: 08/20/2009  
 Concentrated Extract Volume: 500 (uL) Date Extracted: 08/20/2009  
 Injection Volume: 2.0 (uL) GPC Factor: 2.00 Date Analyzed: 08/23/2009  
 GPC Cleanup: (Y/N) Y pH: 7.7 Dilution Factor: 8.0

CAS NO.	COMPOUND	CONCENTRATION UNITS:	
		(ug/L or ug/Kg)	UG/KG
91-20-3	Naphthalene	700	E
91-57-6	2-Methylnaphthalene	720	E
208-96-8	Acenaphthylene	290	
83-32-9	Acenaphthene	1700	E
86-73-7	Fluorene	1900	E
85-01-8	Phenanthrene	9900	E
120-12-7	Anthracene	2500	E
206-44-0	Fluoranthene	9100	E
129-00-0	Pyrene	7000	E
56-55-3	Benzo (a) anthracene	4600	E
218-01-9	Chrysene	3700	E
205-99-2	Benzo (b) fluoranthene	6100	E
207-08-9	Benzo (k) fluoranthene	2100	E
50-32-8	Benzo (a) pyrene	4500	E
193-39-5	Indeno (1, 2, 3-cd) pyrene	2200	E
53-70-3	Dibenzo (a, h) anthracene	1100	E
191-24-2	Benzo (g, h, i) perylene	2300	E

PRELIMINARY

1F - FORM I SV-SIM  
SEMIVOLATILE SIM ORGANICS ANALYSIS DATA SHEET

EPA SAMPLE NO.

E3N95

Lab Name: MITKEM LABORATORIES Contract: EP-W-05-030  
 Lab Code: MITKEM Case No.: 38897 Mod. Ref No.:                      SDG No.: E3N90  
 Matrix: (SOIL/SED/WATER) SOIL Lab Sample ID: H1593-06A  
 Sample wt/vol: 30.2 (g/mL) G Lab File ID: S4D5362.D  
 Extraction: (Type) SONC  
 % Moisture: 31 Decanted: (Y/N) N Date Received: 08/20/2009  
 Concentrated Extract Volume: 500 (uL) Date Extracted: 08/20/2009  
 Injection Volume: 2.0 (uL) GPC Factor: 2.00 Date Analyzed: 08/23/2009  
 GPC Cleanup: (Y/N) Y pH: 7.7 Dilution Factor: 8.0

CAS NO.	COMPOUND	CONCENTRATION UNITS:	
		(ug/L or ug/Kg)	UG/KG
91-20-3	Naphthalene	960	E
91-57-6	2-Methylnaphthalene	660	E
208-96-8	Acenaphthylene	260	
83-32-9	Acenaphthene	1300	E
86-73-7	Fluorene	1500	E
85-01-8	Phenanthrene	9300	E
120-12-7	Anthracene	2100	E
206-44-0	Fluoranthene	9000	E
129-00-0	Pyrene	10000	E
56-55-3	Benzo(a)anthracene	7100	E
218-01-9	Chrysene	5700	E
205-99-2	Benzo(b)fluoranthene	5500	E
207-08-9	Benzo(k)fluoranthene	3200	E
50-32-8	Benzo(a)pyrene	4400	E
193-39-5	Indeno(1,2,3-cd)pyrene	2300	E
53-70-3	Dibenzo(a,h)anthracene	1200	E
191-24-2	Benzo(g,h,i)perylene	2400	E

PRELIMINARY

1F - FORM I SV-SIM  
SEMIVOLATILE SIM ORGANICS ANALYSIS DATA SHEET

EPA SAMPLE NO.

E3N96

Lab Name: MITKEM LABORATORIES Contract: EP-W-05-030  
 Lab Code: MITKEM Case No.: 38897 Mod. Ref No.: \_\_\_\_\_ SDG No.: E3N90  
 Matrix: (SOIL/SED/WATER) SOIL Lab Sample ID: H1593-07A  
 Sample wt/vol: 30.2 (g/mL) G Lab File ID: S4D5352.D  
 Extraction: (Type) SONC  
 % Moisture: 24 Decanted: (Y/N) N Date Received: 08/20/2009  
 Concentrated Extract Volume: 500 (uL) Date Extracted: 08/20/2009  
 Injection Volume: 2.0 (uL) GPC Factor: 2.00 Date Analyzed: 08/23/2009  
 GPC Cleanup: (Y/N) Y pH: 7.8 Dilution Factor: 1.0

CAS NO.	COMPOUND	CONCENTRATION UNITS:	
		(ug/L or ug/Kg)	UG/KG
91-20-3	Naphthalene	4.3	U
91-57-6	2-Methylnaphthalene	4.3	U
208-96-8	Acenaphthylene	4.3	U
83-32-9	Acenaphthene	4.3	U
86-73-7	Fluorene	4.3	U
85-01-8	Phenanthrene	6.9	
120-12-7	Anthracene	4.3	U
206-44-0	Fluoranthene	7.9	
129-00-0	Pyrene	6.7	
56-55-3	Benzo (a) anthracene	4.3	U
218-01-9	Chrysene	4.3	U
205-99-2	Benzo (b) fluoranthene	4.3	U
207-08-9	Benzo (k) fluoranthene	4.3	U
50-32-8	Benzo (a) pyrene	4.3	U
193-39-5	Indeno (1,2,3-cd) pyrene	4.3	U
53-70-3	Dibenzo (a,h) anthracene	4.3	U
191-24-2	Benzo (g,h,i) perylene	4.3	U

PRELIMINARY



1F - FORM I SV-SIM  
SEMIVOLATILE SIM ORGANICS ANALYSIS DATA SHEET

EPA SAMPLE NO.

E3N97

Lab Name: MITKEM LABORATORIES Contract: EP-W-05-030  
 Lab Code: MITKEM Case No.: 38897 Mod. Ref No.:                      SDG No.: E3N90  
 Matrix: (SOIL/SED/WATER) SOIL Lab Sample ID: H1593-08A  
 Sample wt/vol: 30.1 (g/mL) G Lab File ID: S4D5363.D  
 Extraction: (Type) SONC  
 % Moisture: 45 Decanted: (Y/N) N Date Received: 08/20/2009  
 Concentrated Extract Volume: 500 (uL) Date Extracted: 08/20/2009  
 Injection Volume: 2.0 (uL) GPC Factor: 2.00 Date Analyzed: 08/23/2009  
 GPC Cleanup: (Y/N) Y pH: 7.0 Dilution Factor: 8.0

CAS NO.	COMPOUND	CONCENTRATION UNITS:	
		(ug/L or ug/Kg)	UG/KG
91-20-3	Naphthalene	310	
91-57-6	2-Methylnaphthalene	930	E
208-96-8	Acenaphthylene	490	E
83-32-9	Acenaphthene	980	E
86-73-7	Fluorene	1600	E
85-01-8	Phenanthrene	12000	E
120-12-7	Anthracene	2600	E
206-44-0	Fluoranthene	12000	E
129-00-0	Pyrene	14000	E
56-55-3	Benzo (a) anthracene	8600	E
218-01-9	Chrysene	9800	E
205-99-2	Benzo (b) fluoranthene	7400	E
207-08-9	Benzo (k) fluoranthene	4800	E
50-32-8	Benzo (a) pyrene	5700	E
193-39-5	Indeno (1,2,3-cd) pyrene	3200	E
53-70-3	Dibenzo (a,h) anthracene	1500	E
191-24-2	Benzo (g,h,i) perylene	3400	E

PRELIMINARY

1F - FORM I SV-SIM  
SEMIVOLATILE SIM ORGANICS ANALYSIS DATA SHEET

EPA SAMPLE NO.

E3N98

Lab Name: MITKEM LABORATORIES Contract: EP-W-05-030  
 Lab Code: MITKEM Case No.: 38897 Mod. Ref No.:                      SDG No.: E3N90  
 Matrix: (SOIL/SED/WATER) SOIL Lab Sample ID: H1593-09A  
 Sample wt/vol: 30.1 (g/mL) G Lab File ID: S4D5364.D  
 Extraction: (Type) SONC  
 % Moisture: 40 Decanted: (Y/N) N Date Received: 08/20/2009  
 Concentrated Extract Volume: 500 (uL) Date Extracted: 08/20/2009  
 Injection Volume: 2.0 (uL) GPC Factor: 2.00 Date Analyzed: 08/23/2009  
 GPC Cleanup: (Y/N) Y pH: 7.4 Dilution Factor: 8.0

CAS NO.	COMPOUND	CONCENTRATION UNITS:	
		(ug/L or ug/Kg)	UG/KG
91-20-3	Naphthalene	330	
91-57-6	2-Methylnaphthalene	630	E
208-96-8	Acenaphthylene	300	
83-32-9	Acenaphthene	820	E
86-73-7	Fluorene	1200	E
85-01-8	Phenanthrene	9400	E
120-12-7	Anthracene	2000	E
206-44-0	Fluoranthene	11000	E
129-00-0	Pyrene	11000	E
56-55-3	Benzo (a) anthracene	8200	E
218-01-9	Chrysene	6700	E
205-99-2	Benzo (b) fluoranthene	7700	E
207-08-9	Benzo (k) fluoranthene	3000	E
50-32-8	Benzo (a) pyrene	5000	E
193-39-5	Indeno (1,2,3-cd) pyrene	2900	E
53-70-3	Dibenzo (a,h) anthracene	1300	E
191-24-2	Benzo (g,h,i) perylene	3100	E

PRELIMINARY

1F - FORM I SV-SIM  
SEMIVOLATILE SIM ORGANICS ANALYSIS DATA SHEET

EPA SAMPLE NO.

E3N99

Lab Name: MITKEM LABORATORIES Contract: EP-W-05-030  
 Lab Code: MITKEM Case No.: 38897 Mod. Ref No.:                      SDG No.: E3N90  
 Matrix: (SOIL/SED/WATER) SOIL Lab Sample ID: H1593-10A  
 Sample wt/vol: 30.0 (g/mL) G Lab File ID: S4D5365.D  
 Extraction: (Type) SONC  
 % Moisture: 40 Decanted: (Y/N) N Date Received: 08/20/2009  
 Concentrated Extract Volume: 500 (uL) Date Extracted: 08/20/2009  
 Injection Volume: 2.0 (uL) GPC Factor: 2.00 Date Analyzed: 08/23/2009  
 GPC Cleanup: (Y/N) Y pH: 7.7 Dilution Factor: 8.0

CAS NO.	COMPOUND	CONCENTRATION UNITS:	
		UG/KG (ug/L or ug/Kg)	Q
91-20-3	Naphthalene	1900	E
91-57-6	2-Methylnaphthalene	3000	E
208-96-8	Acenaphthylene	430	
83-32-9	Acenaphthene	2300	E
86-73-7	Fluorene	2800	E
85-01-8	Phenanthrene	17000	E
120-12-7	Anthracene	4400	E
206-44-0	Fluoranthene	14000	E
129-00-0	Pyrene	19000	E
56-55-3	Benzo(a)anthracene	14000	E
218-01-9	Chrysene	10000	E
205-99-2	Benzo(b)fluoranthene	8000	E
207-08-9	Benzo(k)fluoranthene	3500	E
50-32-8	Benzo(a)pyrene	6200	E
193-39-5	Indeno(1,2,3-cd)pyrene	3400	E
53-70-3	Dibenzo(a,h)anthracene	1800	E
191-24-2	Benzo(g,h,i)perylene	3700	E

PRELIMINARY

1F - FORM I SV-SIM  
SEMIVOLATILE SIM ORGANICS ANALYSIS DATA SHEET

EPA SAMPLE NO.

E3NA0

Lab Name: MITKEM LABORATORIES Contract: EP-W-05-030  
 Lab Code: MITKEM Case No.: 38897 Mod. Ref No.:                      SDG No.: E3N90  
 Matrix: (SOIL/SED/WATER) SOIL Lab Sample ID: H1593-11A  
 Sample wt/vol: 30.0 (g/mL) G Lab File ID: S4D5366.D  
 Extraction: (Type) SONC  
 % Moisture: 41 Decanted: (Y/N) N Date Received: 08/20/2009  
 Concentrated Extract Volume: 500 (uL) Date Extracted: 08/20/2009  
 Injection Volume: 2.0 (uL) GPC Factor: 2.00 Date Analyzed: 08/23/2009  
 GPC Cleanup: (Y/N) Y pH: 7.4 Dilution Factor: 8.0

CAS NO.	COMPOUND	CONCENTRATION UNITS:	
		(ug/L or ug/Kg)	UG/KG
91-20-3	Naphthalene	790	E
91-57-6	2-Methylnaphthalene	920	E
208-96-8	Acenaphthylene	320	
83-32-9	Acenaphthene	990	E
86-73-7	Fluorene	1300	E
85-01-8	Phenanthrene	11000	E
120-12-7	Anthracene	2200	E
206-44-0	Fluoranthene	12000	E
129-00-0	Pyrene	14000	E
56-55-3	Benzo(a)anthracene	10000	E
218-01-9	Chrysene	8200	E
205-99-2	Benzo(b)fluoranthene	8100	E
207-08-9	Benzo(k)fluoranthene	2900	E
50-32-8	Benzo(a)pyrene	5100	E
193-39-5	Indeno(1,2,3-cd)pyrene	3000	E
53-70-3	Dibenzo(a,h)anthracene	1800	E
191-24-2	Benzo(g,h,i)perylene	3100	E

PRELIMINARY

1F - FORM I SV-SIM  
SEMIVOLATILE SIM ORGANICS ANALYSIS DATA SHEET

EPA SAMPLE NO.

E3N90

Lab Name: MITKEM LABORATORIES Contract: EP-W-05-030  
 Lab Code: MITKEM Case No.: 38897 Mod. Ref No.: SDG No.: E3N90  
 Matrix: (SOIL/SED/WATER) SOIL Lab Sample ID: H1593-12A  
 Sample wt/vol: 30.1 (g/mL) G Lab File ID: S4D5367.D  
 Extraction: (Type) SONC  
 % Moisture: 38 Decanted: (Y/N) N Date Received: 08/20/2009  
 Concentrated Extract Volume: 500 (uL) Date Extracted: 08/20/2009  
 Injection Volume: 2.0 (uL) GPC Factor: 2.00 Date Analyzed: 08/23/2009  
 GPC Cleanup: (Y/N) Y pH: 7.5 Dilution Factor: 8.0

CAS NO.	COMPOUND	CONCENTRATION UNITS:	
		(ug/L or ug/Kg)	UG/KG
91-20-3	Naphthalene	500	E
91-57-6	2-Methylnaphthalene	510	E
208-96-8	Acenaphthylene	250	
83-32-9	Acenaphthene	750	E
86-73-7	Fluorene	990	E
85-01-8	Phenanthrene	7700	E
120-12-7	Anthracene	1400	E
206-44-0	Fluoranthene	9300	E
129-00-0	Pyrene	9800	E
56-55-3	Benzo(a)anthracene	5900	E
218-01-9	Chrysene	6800	E
205-99-2	Benzo(b)fluoranthene	4700	E
207-08-9	Benzo(k)fluoranthene	3100	E
50-32-8	Benzo(a)pyrene	3500	E
193-39-5	Indeno(1,2,3-cd)pyrene	1800	E
53-70-3	Dibenzo(a,h)anthracene	880	E
191-24-2	Benzo(g,h,i)perylene	1600	E

PRELIMINARY

1F - FORM I SV-SIM  
SEMIVOLATILE SIM ORGANICS ANALYSIS DATA SHEET

EPA SAMPLE NO.

E3NA2

Lab Name: MITKEM LABORATORIES Contract: EP-W-05-030  
 Lab Code: MITKEM Case No.: 38897 Mod. Ref No.:                      SDG No.: E3N90  
 Matrix: (SOIL/SED/WATER) SOIL Lab Sample ID: H1593-13A  
 Sample wt/vol: 30.0 (g/mL) G Lab File ID: S4D5368.D  
 Extraction: (Type) SONC  
 % Moisture: 20 Decanted: (Y/N) N Date Received: 08/20/2009  
 Concentrated Extract Volume: 500 (uL) Date Extracted: 08/20/2009  
 Injection Volume: 2.0 (uL) GPC Factor: 2.00 Date Analyzed: 08/23/2009  
 GPC Cleanup: (Y/N) Y pH: 7.7 Dilution Factor: 8.0

CAS NO.	COMPOUND	CONCENTRATION UNITS:	
		(ug/L or ug/Kg)	UG/KG
91-20-3	Naphthalene	120	Q
91-57-6	2-Methylnaphthalene	100	
208-96-8	Acenaphthylene	100	
83-32-9	Acenaphthene	240	
86-73-7	Fluorene	330	
85-01-8	Phenanthrene	2700	E
120-12-7	Anthracene	400	E
206-44-0	Fluoranthene	3300	E
129-00-0	Pyrene	2400	E
56-55-3	Benzo (a) anthracene	1300	E
218-01-9	Chrysene	1300	E
205-99-2	Benzo (b) fluoranthene	2100	E
207-08-9	Benzo (k) fluoranthene	710	E
50-32-8	Benzo (a) pyrene	1300	E
193-39-5	Indeno (1,2,3-cd) pyrene	640	E
53-70-3	Dibenzo (a,h) anthracene	300	
191-24-2	Benzo (g,h,i) perylene	610	E

PRELIMINARY

1F - FORM I SV-SIM  
SEMIVOLATILE SIM ORGANICS ANALYSIS DATA SHEET

EPA SAMPLE NO.

E3NA3

Lab Name: MITKEM LABORATORIES Contract: EP-W-05-030  
 Lab Code: MITKEM Case No.: 38897 Mod. Ref No.: \_\_\_\_\_ SDG No.: E3N90  
 Matrix: (SOIL/SED/WATER) SOIL Lab Sample ID: H1593-14A  
 Sample wt/vol: 30.1 (g/mL) G Lab File ID: S4D5353.D  
 Extraction: (Type) SONC  
 % Moisture: 26 Decanted: (Y/N) N Date Received: 08/20/2009  
 Concentrated Extract Volume: 500 (uL) Date Extracted: 08/20/2009  
 Injection Volume: 2.0 (uL) GPC Factor: 2.00 Date Analyzed: 08/23/2009  
 GPC Cleanup: (Y/N) Y pH: 7.5 Dilution Factor: 1.0

CAS NO.	COMPOUND	CONCENTRATION UNITS:		Q
		(ug/L or ug/Kg)	UG/KG	
91-20-3	Naphthalene		4.4	U
91-57-6	2-Methylnaphthalene		4.4	U
208-96-8	Acenaphthylene		4.4	U
83-32-9	Acenaphthene		4.4	U
86-73-7	Fluorene		4.4	U
85-01-8	Phenanthrene		9.1	
120-12-7	Anthracene		4.4	U
206-44-0	Fluoranthene		9.8	
129-00-0	Pyrene		7.9	
56-55-3	Benzo(a)anthracene		4.4	U
218-01-9	Chrysene		5.3	
205-99-2	Benzo(b)fluoranthene		4.4	U
207-08-9	Benzo(k)fluoranthene		4.4	U
50-32-8	Benzo(a)pyrene		4.4	U
193-39-5	Indeno(1,2,3-cd)pyrene		4.4	U
53-70-3	Dibenzo(a,h)anthracene		4.4	U
191-24-2	Benzo(g,h,i)perylene		4.4	U

PRELIMINARY

1F - FORM I SV-SIM  
SEMIVOLATILE SIM ORGANICS ANALYSIS DATA SHEET

EPA SAMPLE NO.

E3NA4

Lab Name: MITKEM LABORATORIES Contract: EP-W-05-030  
 Lab Code: MITKEM Case No.: 38897 Mod. Ref No.: \_\_\_\_\_ SDG No.: E3N90  
 Matrix: (SOIL/SED/WATER) SOIL Lab Sample ID: H1593-15A  
 Sample wt/vol: 30.2 (g/mL) G Lab File ID: S4D5369.D  
 Extraction: (Type) SONC  
 % Moisture: 37 Decanted: (Y/N) N Date Received: 08/20/2009  
 Concentrated Extract Volume: 500 (uL) Date Extracted: 08/20/2009  
 Injection Volume: 2.0 (uL) GPC Factor: 2.00 Date Analyzed: 08/23/2009  
 GPC Cleanup: (Y/N) Y pH: 7.2 Dilution Factor: 8.0

CAS NO.	COMPOUND	CONCENTRATION UNITS:		Q
		(ug/L or ug/Kg)	UG/KG	
91-20-3	Naphthalene		150	
91-57-6	2-Methylnaphthalene		330	
208-96-8	Acenaphthylene		380	
83-32-9	Acenaphthene		940	E
86-73-7	Fluorene		1200	E
85-01-8	Phenanthrene		8600	E
120-12-7	Anthracene		1900	E
206-44-0	Fluoranthene		10000	E
129-00-0	Pyrene		9200	E
56-55-3	Benzo (a) anthracene		6100	E
218-01-9	Chrysene		5900	E
205-99-2	Benzo (b) fluoranthene		6600	E
207-08-9	Benzo (k) fluoranthene		3400	E
50-32-8	Benzo (a) pyrene		4800	E
193-39-5	Indeno (1,2,3-cd) pyrene		2600	E
53-70-3	Dibenzo (a,h) anthracene		1300	E
191-24-2	Benzo (g,h,i) perylene		2400	E

PRELIMINARY



1F - FORM I SV-SIM  
SEMIVOLATILE SIM ORGANICS ANALYSIS DATA SHEET

EPA SAMPLE NO.

E3NA7

Lab Name: MITKEM LABORATORIES Contract: EP-W-05-030  
 Lab Code: MITKEM Case No.: 38897 Mod. Ref No.:                      SDG No.: E3N90  
 Matrix: (SOIL/SED/WATER) SOIL Lab Sample ID: H1593-18A  
 Sample wt/vol: 30.3 (g/mL) G Lab File ID: S4D5370.D  
 Extraction: (Type) SONC  
 % Moisture: 37 Decanted: (Y/N) N Date Received: 08/20/2009  
 Concentrated Extract Volume: 500 (uL) Date Extracted: 08/20/2009  
 Injection Volume: 2.0 (uL) GPC Factor: 2.00 Date Analyzed: 08/23/2009  
 GPC Cleanup: (Y/N) Y pH: 7.6 Dilution Factor: 8.0

CAS NO.	COMPOUND	CONCENTRATION UNITS:	
		(ug/L or ug/Kg)	UG/KG
91-20-3	Naphthalene	990	E
91-57-6	2-Methylnaphthalene	620	E
208-96-8	Acenaphthylene	340	
83-32-9	Acenaphthene	510	E
86-73-7	Fluorene	660	E
85-01-8	Phenanthrene	5100	E
120-12-7	Anthracene	940	E
206-44-0	Fluoranthene	5100	E
129-00-0	Pyrene	6000	E
56-55-3	Benzo (a) anthracene	3600	E
218-01-9	Chrysene	3400	E
205-99-2	Benzo (b) fluoranthene	3100	E
207-08-9	Benzo (k) fluoranthene	1800	E
50-32-8	Benzo (a) pyrene	2400	E
193-39-5	Indeno (1,2,3-cd) pyrene	1200	E
53-70-3	Dibenzo (a,h) anthracene	540	E
191-24-2	Benzo (g,h,i) perylene	1200	E

PRELIMINARY

1F - FORM I SV-SIM  
SEMIVOLATILE SIM ORGANICS ANALYSIS DATA SHEET

EPA SAMPLE NO.

E3NA8

Lab Name: MITKEM LABORATORIES Contract: EP-W-05-030  
 Lab Code: MITKEM Case No.: 38897 Mod. Ref No.:                      SDG No.: E3N90  
 Matrix: (SOIL/SED/WATER) SOIL Lab Sample ID: H1593-19A  
 Sample wt/vol: 30.2 (g/mL) G Lab File ID: S4D5354.D  
 Extraction: (Type) SONC  
 % Moisture: 38 Decanted: (Y/N) N Date Received: 08/20/2009  
 Concentrated Extract Volume: 500 (uL) Date Extracted: 08/20/2009  
 Injection Volume: 2.0 (uL) GPC Factor: 2.00 Date Analyzed: 08/23/2009  
 GPC Cleanup: (Y/N) Y pH: 7.6 Dilution Factor: 1.0

CAS NO.	COMPOUND	CONCENTRATION UNITS:		Q
		(ug/L or ug/Kg)	UG/KG	
91-20-3	Naphthalene		5.7	
91-57-6	2-Methylnaphthalene		5.3	U
208-96-8	Acenaphthylene		5.3	U
83-32-9	Acenaphthene		8.5	
86-73-7	Fluorene		11	
85-01-8	Phenanthrene		65	E
120-12-7	Anthracene		7.6	
206-44-0	Fluoranthene		59	E
129-00-0	Pyrene		50	
56-55-3	Benzo (a) anthracene		21	
218-01-9	Chrysene		28	
205-99-2	Benzo (b) fluoranthene		19	
207-08-9	Benzo (k) fluoranthene		6.0	
50-32-8	Benzo (a) pyrene		12	
193-39-5	Indeno (1,2,3-cd) pyrene		6.9	
53-70-3	Dibenzo (a,h) anthracene		5.3	U
191-24-2	Benzo (g,h,i) perylene		8.2	

PRELIMINARY

SOM01.2 (6/2007)

1F - FORM I SV-SIM  
SEMIVOLATILE SIM ORGANICS ANALYSIS DATA SHEET

EPA SAMPLE NO.

E3NA9

Lab Name: MITKEM LABORATORIES Contract: EP-W-05-030  
 Lab Code: MITKEM Case No.: 38897 Mod. Ref No.:                      SDG No.: E3N90  
 Matrix: (SOIL/SED/WATER) SOIL Lab Sample ID: H1593-20A  
 Sample wt/vol: 30.1 (g/mL) G Lab File ID: S4D5371.D  
 Extraction: (Type) SONC  
 % Moisture: 48 Decanted: (Y/N) N Date Received: 08/20/2009  
 Concentrated Extract Volume: 500 (uL) Date Extracted: 08/20/2009  
 Injection Volume: 2.0 (uL) GPC Factor: 2.00 Date Analyzed: 08/23/2009  
 GPC Cleanup: (Y/N) Y pH: 7.1 Dilution Factor: 8.0

CAS NO.	COMPOUND	CONCENTRATION UNITS:	
		ug/L or ug/Kg	UG/KG
91-20-3	Naphthalene	710	E
91-57-6	2-Methylnaphthalene	1000	E
208-96-8	Acenaphthylene	420	
83-32-9	Acenaphthene	1200	E
86-73-7	Fluorene	1700	E
85-01-8	Phenanthrene	14000	E
120-12-7	Anthracene	2800	E
206-44-0	Fluoranthene	16000	E
129-00-0	Pyrene	16000	E
56-55-3	Benzo(a)anthracene	12000	E
218-01-9	Chrysene	9500	E
205-99-2	Benzo(b)fluoranthene	9500	E
207-08-9	Benzo(k)fluoranthene	4200	E
50-32-8	Benzo(a)pyrene	6600	E
193-39-5	Indeno(1,2,3-cd)pyrene	4000	E
53-70-3	Dibenzo(a,h)anthracene	1800	E
191-24-2	Benzo(g,h,i)perylene	4400	E

PRELIMINARY

1H - FORM I ARO  
 AROCLOR ORGANICS ANALYSIS DATA SHEET

EPA SAMPLE NO.

E3NB0

Lab Name: MITKEM LABORATORIES Contract: EP-W-05-030  
 Lab Code: MITKEM Case No.: 38897 Mod. Ref No.: \_\_\_\_\_ SDG No.: E3NB0  
 Matrix: (SOIL/SED/WATER) SOIL Lab Sample ID: H1594-01A  
 Sample wt/vol: 30.1 (g/mL) G Lab File ID: E3G5903F.D/E3G5903R.D  
 % Moisture: 42 Decanted: (Y/N) N Date Received: 08/20/2009  
 Extraction: (Type) SONC Date Extracted: 08/20/2009  
 Concentrated Extract Volume: 10000 (uL) Date Analyzed: 08/23/2009  
 Injection Volume: 1.0 (uL) GPC Factor: 1.00 Dilution Factor: 1.0  
 GPC Cleanup: (Y/N) N pH: 7.5 Sulfur Cleanup: (Y/N) Y  
 Acid Cleanup: (Y/N) Y

CAS NO.	COMPOUND	CONCENTRATION UNITS: <u>UG/KG</u>	
		(ug/L or ug/Kg)	<u>Q</u>
12674-11-2	Aroclor-1016	57	U
11104-28-2	Aroclor-1221	57	U
11141-16-5	Aroclor-1232	57	U
53469-21-9	Aroclor-1242	57	U
12672-29-6	Aroclor-1248	280	P
11097-69-1	Aroclor-1254	390	
11096-82-5	Aroclor-1260	57	U
37324-23-5	Aroclor-1262	57	U
11100-14-4	Aroclor-1268	57	U

**PRELIMINARY**

1H - FORM I ARO  
 AROCLOR ORGANICS ANALYSIS DATA SHEET

EPA SAMPLE NO.

E3NB1

Lab Name: MITKEM LABORATORIES Contract: EP-W-05-030  
 Lab Code: MITKEM Case No.: 38897 Mod. Ref No.:                      SDG No.: E3NB0  
 Matrix: (SOIL/SED/WATER) SOIL Lab Sample ID: H1594-02A  
 Sample wt/vol: 30.3 (g/mL) G Lab File ID: E3G5904F.D/E3G5904R.D  
 % Moisture: 40 Decanted: (Y/N) N Date Received: 08/20/2009  
 Extraction: (Type) SONC Date Extracted: 08/20/2009  
 Concentrated Extract Volume: 10000 (uL) Date Analyzed: 08/23/2009  
 Injection Volume: 1.0 (uL) GPC Factor: 1.00 Dilution Factor: 1.0  
 GPC Cleanup: (Y/N) N pH: 7.6 Sulfur Cleanup: (Y/N) Y  
 Acid Cleanup: (Y/N) Y

CAS NO.	COMPOUND	CONCENTRATION UNITS: UG/KG	
		(ug/L or ug/Kg)	Q
12674-11-2	Aroclor-1016	54	U
11104-28-2	Aroclor-1221	54	U
11141-16-5	Aroclor-1232	54	U
53469-21-9	Aroclor-1242	54	U
12672-29-6	Aroclor-1248	100	P
11097-69-1	Aroclor-1254	160	
11096-82-5	Aroclor-1260	54	U
37324-23-5	Aroclor-1262	54	U
11100-14-4	Aroclor-1268	54	U

PRELIMINARY

1H - FORM I ARO  
 AROCLOR ORGANICS ANALYSIS DATA SHEET

EPA SAMPLE NO.

E3NB2

Lab Name: MITKEM LABORATORIES Contract: EP-W-05-030  
 Lab Code: MITKEM Case No.: 38897 Mod. Ref No.:                      SDG No.: E3NB0  
 Matrix: (SOIL/SED/WATER) SOIL Lab Sample ID: H1594-03A  
 Sample wt/vol: 30.4 (g/mL) G Lab File ID: E3G5905F.D/E3G5905R.D  
 % Moisture: 39 Decanted: (Y/N) N Date Received: 08/20/2009  
 Extraction: (Type) SONC Date Extracted: 08/20/2009  
 Concentrated Extract Volume: 10000 (uL) Date Analyzed: 08/23/2009  
 Injection Volume: 1.0 (uL) GPC Factor: 1.00 Dilution Factor: 1.0  
 GPC Cleanup: (Y/N) N pH: 7.7 Sulfur Cleanup: (Y/N) Y  
 Acid Cleanup: (Y/N) Y

CAS NO.	COMPOUND	CONCENTRATION UNITS: UG/KG	
		(ug/L or ug/Kg)	Q
12674-11-2	Aroclor-1016	53	U
11104-28-2	Aroclor-1221	53	U
11141-16-5	Aroclor-1232	53	U
53469-21-9	Aroclor-1242	53	U
12672-29-6	Aroclor-1248	53	
11097-69-1	Aroclor-1254	180	P
11096-82-5	Aroclor-1260	53	U
37324-23-5	Aroclor-1262	53	U
11100-14-4	Aroclor-1268	53	U

PRELIMINARY

1H - FORM I ARO  
 AROCLOR ORGANICS ANALYSIS DATA SHEET

EPA SAMPLE NO.

E3NB3

Lab Name: MITKEM LABORATORIES Contract: EP-W-05-030  
 Lab Code: MITKEM Case No.: 38897 Mod. Ref No.:                      SDG No.: E3NB0  
 Matrix: (SOIL/SED/WATER) SOIL Lab Sample ID: H1594-04A  
 Sample wt/vol: 30.3 (g/mL) G Lab File ID: E3G5906F.D/E3G5906R.D  
 % Moisture: 37 Decanted: (Y/N) N Date Received: 08/20/2009  
 Extraction: (Type) SONC Date Extracted: 08/20/2009  
 Concentrated Extract Volume: 10000 (uL) Date Analyzed: 08/23/2009  
 Injection Volume: 1.0 (uL) GPC Factor: 1.00 Dilution Factor: 1.0  
 GPC Cleanup: (Y/N) N pH: 7.7 Sulfur Cleanup: (Y/N) Y  
 Acid Cleanup: (Y/N) Y

CAS NO.	COMPOUND	CONCENTRATION UNITS: UG/KG (ug/L or ug/Kg)	Q
12674-11-2	Aroclor-1016	52	U
11104-28-2	Aroclor-1221	52	U
11141-16-5	Aroclor-1232	52	U
53469-21-9	Aroclor-1242	52	U
12672-29-6	Aroclor-1248	52	U
11097-69-1	Aroclor-1254	40	PJ
11096-82-5	Aroclor-1260	52	U
37324-23-5	Aroclor-1262	52	U
11100-14-4	Aroclor-1268	52	U

PRELIMINARY

1H - FORM I ARO  
 AROCLOR ORGANICS ANALYSIS DATA SHEET

EPA SAMPLE NO.

E3NB4

Lab Name: MITKEM LABORATORIES Contract: EP-W-05-030  
 Lab Code: MITKEM Case No.: 38897 Mod. Ref No.: \_\_\_\_\_ SDG No.: E3NB0  
 Matrix: (SOIL/SED/WATER) SOIL Lab Sample ID: H1594-05A  
 Sample wt/vol: 30.5 (g/mL) G Lab File ID: E3G5907F.D/E3G5907R.D  
 % Moisture: 28 Decanted: (Y/N) N Date Received: 08/20/2009  
 Extraction: (Type) SONC Date Extracted: 08/20/2009  
 Concentrated Extract Volume: 10000 (uL) Date Analyzed: 08/23/2009  
 Injection Volume: 1.0 (uL) GPC Factor: 1.00 Dilution Factor: 1.0  
 GPC Cleanup: (Y/N) N pH: 7.7 Sulfur Cleanup: (Y/N) Y  
 Acid Cleanup: (Y/N) Y

CAS NO.	COMPOUND	CONCENTRATION UNITS:	
		(ug/L or ug/Kg)	UG/KG
12674-11-2	Aroclor-1016	45	U
11104-28-2	Aroclor-1221	45	U
11141-16-5	Aroclor-1232	45	U
53469-21-9	Aroclor-1242	45	U
12672-29-6	Aroclor-1248	45	U
11097-69-1	Aroclor-1254	45	U
11096-82-5	Aroclor-1260	45	U
37324-23-5	Aroclor-1262	45	U
11100-14-4	Aroclor-1268	45	U

**PRELIMINARY**



1H - FORM I ARO  
 AROCLOR ORGANICS ANALYSIS DATA SHEET

EPA SAMPLE NO.

E3NB5

Lab Name: MITKEM LABORATORIES Contract: EP-W-05-030  
 Lab Code: MITKEM Case No.: 38897 Mod. Ref No.: \_\_\_\_\_ SDG No.: E3NB0  
 Matrix: (SOIL/SED/WATER) SOIL Lab Sample ID: H1594-06A  
 Sample wt/vol: 30.5 (g/mL) G Lab File ID: E3G5909F.D/E3G5909R.D  
 % Moisture: 45 Decanted: (Y/N) N Date Received: 08/20/2009  
 Extraction: (Type) SONC Date Extracted: 08/20/2009  
 Concentrated Extract Volume: 10000 (uL) Date Analyzed: 08/23/2009  
 Injection Volume: 1.0 (uL) GPC Factor: 1.00 Dilution Factor: 1.0  
 GPC Cleanup: (Y/N) N pH: 7.8 Sulfur Cleanup: (Y/N) Y  
 Acid Cleanup: (Y/N) Y

CAS NO.	COMPOUND	CONCENTRATION UNITS: UG/KG	
		(ug/L or ug/Kg)	Q
12674-11-2	Aroclor-1016	59	U
11104-28-2	Aroclor-1221	59	U
11141-16-5	Aroclor-1232	59	U
53469-21-9	Aroclor-1242	59	U
12672-29-6	Aroclor-1248	59	U
11097-69-1	Aroclor-1254	2300	E
11096-82-5	Aroclor-1260	1100	E
37324-23-5	Aroclor-1262	59	U
11100-14-4	Aroclor-1268	59	U

**PRELIMINARY**

1H - FORM I ARO  
 AROCLOR ORGANICS ANALYSIS DATA SHEET

EPA SAMPLE NO.

E3NB5DL

Lab Name: MITKEM LABORATORIES Contract: EP-W-05-030  
 Lab Code: MITKEM Case No.: 38897 Mod. Ref No.:                      SDG No.: E3NB0  
 Matrix: (SOIL/SED/WATER) SOIL Lab Sample ID: H1594-06ADL  
 Sample wt/vol: 30.5 (g/mL) G Lab File ID: E3G5908F.D/E3G5908R.D  
 % Moisture: 45 Decanted: (Y/N) N Date Received: 08/20/2009  
 Extraction: (Type) SONC Date Extracted: 08/20/2009  
 Concentrated Extract Volume: 1000 (uL) Date Analyzed: 08/23/2009  
 Injection Volume: 1.0 (uL) GPC Factor: 1.00 Dilution Factor: 10.0  
 GPC Cleanup: (Y/N) N pH: 7.8 Sulfur Cleanup: (Y/N) Y  
 Acid Cleanup: (Y/N) Y

CAS NO.	COMPOUND	CONCENTRATION UNITS: <u>UG/KG</u> (ug/L or ug/Kg)	<u>Q</u>
12674-11-2	Aroclor-1016	590	U
11104-28-2	Aroclor-1221	590	U
11141-16-5	Aroclor-1232	590	U
53469-21-9	Aroclor-1242	590	U
12672-29-6	Aroclor-1248	590	U
11097-69-1	Aroclor-1254	2600	D
11096-82-5	Aroclor-1260	1300	D
37324-23-5	Aroclor-1262	590	U
11100-14-4	Aroclor-1268	590	U

PRELIMINARY

1H - FORM I ARO  
 AROCLOR ORGANICS ANALYSIS DATA SHEET

EPA SAMPLE NO.

E3NB6

Lab Name: MITKEM LABORATORIES Contract: EP-W-05-030  
 Lab Code: MITKEM Case No.: 38897 Mod. Ref No.:                      SDG No.: E3NB0  
 Matrix: (SOIL/SED/WATER) SOIL Lab Sample ID: H1594-07A  
 Sample wt/vol: 30.4 (g/mL) G Lab File ID: E3G5913F.D/E3G5913R.D  
 % Moisture: 40 Decanted: (Y/N) N Date Received: 08/20/2009  
 Extraction: (Type) SONC Date Extracted: 08/20/2009  
 Concentrated Extract Volume: 10000 (uL) Date Analyzed: 08/23/2009  
 Injection Volume: 1.0 (uL) GPC Factor: 1.00 Dilution Factor: 1.0  
 GPC Cleanup: (Y/N) N pH: 7.7 Sulfur Cleanup: (Y/N) Y  
 Acid Cleanup: (Y/N) Y

CAS NO.	COMPOUND	CONCENTRATION UNITS: <u>UG/KG</u> (ug/L or ug/Kg)	<u>Q</u>
12674-11-2	Aroclor-1016	54	U
11104-28-2	Aroclor-1221	54	U
11141-16-5	Aroclor-1232	54	U
53469-21-9	Aroclor-1242	54	U
12672-29-6	Aroclor-1248	54	U
11097-69-1	Aroclor-1254	1000	E
11096-82-5	Aroclor-1260	560	EP
37324-23-5	Aroclor-1262	54	U
11100-14-4	Aroclor-1268	54	U

PRELIMINARY

1H - FORM I ARO  
 AROCLOR ORGANICS ANALYSIS DATA SHEET

EPA SAMPLE NO.

E3NB6DL

Lab Name: MITKEM LABORATORIES Contract: EP-W-05-030  
 Lab Code: MITKEM Case No.: 38897 Mod. Ref No.: SDG No.: E3NB0  
 Matrix: (SOIL/SED/WATER) SOIL Lab Sample ID: H1594-07ADL  
 Sample wt/vol: 30.4 (g/mL) G Lab File ID: E3G5911F.D/E3G5911R.D  
 % Moisture: 40 Decanted: (Y/N) N Date Received: 08/20/2009  
 Extraction: (Type) SONC Date Extracted: 08/20/2009  
 Concentrated Extract Volume: 1000 (uL) Date Analyzed: 08/23/2009  
 Injection Volume: 1.0 (uL) GPC Factor: 1.00 Dilution Factor: 6.0  
 GPC Cleanup: (Y/N) N pH: 7.7 Sulfur Cleanup: (Y/N) Y  
 Acid Cleanup: (Y/N) Y

CAS NO.	COMPOUND	CONCENTRATION UNITS: UG/KG	
		(ug/L or ug/Kg)	Q
12674-11-2	Aroclor-1016	330	U
11104-28-2	Aroclor-1221	330	U
11141-16-5	Aroclor-1232	330	U
53469-21-9	Aroclor-1242	330	U
12672-29-6	Aroclor-1248	330	U
11097-69-1	Aroclor-1254	1100	D
11096-82-5	Aroclor-1260	590	DP
37324-23-5	Aroclor-1262	330	U
11100-14-4	Aroclor-1268	330	U

PRELIMINARY  
 SOM01.2 (6/2007)

1H - FORM I ARO  
 AROCLOR ORGANICS ANALYSIS DATA SHEET

EPA SAMPLE NO.

E3NB7

Lab Name: MITKEM LABORATORIES Contract: EP-W-05-030  
 Lab Code: MITKEM Case No.: 38897 Mod. Ref No.:                      SDG No.: E3NB0  
 Matrix: (SOIL/SED/WATER) SOIL Lab Sample ID: H1594-08A  
 Sample wt/vol: 30.2 (g/mL) G Lab File ID: E3G5915F.D/E3G5915R.D  
 % Moisture: 39 Decanted: (Y/N) N Date Received: 08/20/2009  
 Extraction: (Type) SONC Date Extracted: 08/20/2009  
 Concentrated Extract Volume: 10000 (uL) Date Analyzed: 08/23/2009  
 Injection Volume: 1.0 (uL) GPC Factor: 1.00 Dilution Factor: 1.0  
 GPC Cleanup: (Y/N) N pH: 7.6 Sulfur Cleanup: (Y/N) Y  
 Acid Cleanup: (Y/N) Y

CAS NO.	COMPOUND	CONCENTRATION UNITS: <u>UG/KG</u>	
		(ug/L or ug/Kg)	<u>Q</u>
12674-11-2	Aroclor-1016	54	U
11104-28-2	Aroclor-1221	54	U
11141-16-5	Aroclor-1232	54	U
53469-21-9	Aroclor-1242	54	U
12672-29-6	Aroclor-1248	54	U
11097-69-1	Aroclor-1254	650	
11096-82-5	Aroclor-1260	54	U
37324-23-5	Aroclor-1262	54	U
11100-14-4	Aroclor-1268	54	U

PRELIMINARY

1H - FORM I ARO  
 AROCLOR ORGANICS ANALYSIS DATA SHEET

EPA SAMPLE NO.

E3NB7MS (1)

Lab Name: MITKEM LABORATORIES Contract: EP-W-05-030  
 Lab Code: MITKEM Case No.: 38897 Mod. Ref No.: \_\_\_\_\_ SDG No.: E3NB0  
 Matrix: (SOIL/SED/WATER) SOIL Lab Sample ID: H1594-08AMS  
 Sample wt/vol: 30.1 (g/mL) G Lab File ID: E3G5916F.D  
 % Moisture: 39 Decanted: (Y/N) N Date Received: 08/20/2009  
 Extraction: (Type) SONC Date Extracted: 08/20/2009  
 Concentrated Extract Volume: 10000 (uL) Date Analyzed: 08/24/2009  
 Injection Volume: 1.0 (uL) GPC Factor: 1.00 Dilution Factor: 1.0  
 GPC Cleanup: (Y/N) N pH: 7.6 Sulfur Cleanup: (Y/N) Y  
 Acid Cleanup: (Y/N) Y

CAS NO.	COMPOUND	CONCENTRATION UNITS:	
		(ug/L or ug/Kg)	UG/KG
12674-11-2	Aroclor-1016		290
11104-28-2	Aroclor-1221		54
11141-16-5	Aroclor-1232		54
53469-21-9	Aroclor-1242		54
12672-29-6	Aroclor-1248		54
11097-69-1	Aroclor-1254		880
11096-82-5	Aroclor-1260		510
37324-23-5	Aroclor-1262		54
11100-14-4	Aroclor-1268		54

**PRELIMINARY**

1H - FORM I ARO  
 AROCLOR ORGANICS ANALYSIS DATA SHEET

EPA SAMPLE NO.

E3NB7MS (2)

Lab Name: MITKEM LABORATORIES Contract: EP-W-05-030  
 Lab Code: MITKEM Case No.: 38897 Mod. Ref No.:                      SDG No.: E3NB0  
 Matrix: (SOIL/SED/WATER) SOIL Lab Sample ID: H1594-08AMS  
 Sample wt/vol: 30.1 (g/mL) G Lab File ID: E3G5916R.D  
 % Moisture: 39 Decanted: (Y/N) N Date Received: 08/20/2009  
 Extraction: (Type) SONC Date Extracted: 08/20/2009  
 Concentrated Extract Volume: 10000 (uL) Date Analyzed: 08/24/2009  
 Injection Volume: 1.0 (uL) GPC Factor: 1.00 Dilution Factor: 1.0  
 GPC Cleanup: (Y/N) N pH: 7.6 Sulfur Cleanup: (Y/N) Y  
 Acid Cleanup: (Y/N) Y

CAS NO.	COMPOUND	CONCENTRATION UNITS:	
		(ug/L or ug/Kg)	UG/KG
12674-11-2	Aroclor-1016		290
11104-28-2	Aroclor-1221		54
11141-16-5	Aroclor-1232		54
53469-21-9	Aroclor-1242		54
12672-29-6	Aroclor-1248		54
11097-69-1	Aroclor-1254		810
11096-82-5	Aroclor-1260		510
37324-23-5	Aroclor-1262		54
11100-14-4	Aroclor-1268		54

PRELIMINARY

SOM01.2 (6/2007)

1H - FORM I ARO  
 AROCLOR ORGANICS ANALYSIS DATA SHEET

EPA SAMPLE NO.

E3NB7MSD(1)

Lab Name: MITKEM LABORATORIES Contract: EP-W-05-030  
 Lab Code: MITKEM Case No.: 38897 Mod. Ref No.: \_\_\_\_\_ SDG No.: E3NB0  
 Matrix: (SOIL/SED/WATER) SOIL Lab Sample ID: H1594-08AMSD  
 Sample wt/vol: 30.2 (g/mL) G Lab File ID: E3G5917F.D  
 % Moisture: 39 Decanted: (Y/N) N Date Received: 08/20/2009  
 Extraction: (Type) SONC Date Extracted: 08/20/2009  
 Concentrated Extract Volume: 10000 (uL) Date Analyzed: 08/24/2009  
 Injection Volume: 1.0 (uL) GPC Factor: 1.00 Dilution Factor: 1.0  
 GPC Cleanup: (Y/N) N pH: 7.6 Sulfur Cleanup: (Y/N) Y  
 Acid Cleanup: (Y/N) Y

CAS NO.	COMPOUND	CONCENTRATION UNITS:	
		UG/KG (ug/L or ug/Kg)	Q
12674-11-2	Aroclor-1016	340	
11104-28-2	Aroclor-1221	54	U
11141-16-5	Aroclor-1232	54	U
53469-21-9	Aroclor-1242	54	U
12672-29-6	Aroclor-1248	54	U
11097-69-1	Aroclor-1254	1400	E
11096-82-5	Aroclor-1260	710	
37324-23-5	Aroclor-1262	54	U
11100-14-4	Aroclor-1268	54	U

PRELIMINARY



1H - FORM I ARO  
 AROCLOR ORGANICS ANALYSIS DATA SHEET

EPA SAMPLE NO.

E3NB7MSD(2)

Lab Name: MITKEM LABORATORIES Contract: EP-W-05-030  
 Lab Code: MITKEM Case No.: 38897 Mod. Ref No.:                      SDG No.: E3NB0  
 Matrix: (SOIL/SED/WATER) SOIL Lab Sample ID: H1594-08AMSD  
 Sample wt/vol: 30.2 (g/mL) G Lab File ID: E3G5917R.D  
 % Moisture: 39 Decanted: (Y/N) N Date Received: 08/20/2009  
 Extraction: (Type) SONC Date Extracted: 08/20/2009  
 Concentrated Extract Volume: 10000 (uL) Date Analyzed: 08/24/2009  
 Injection Volume: 1.0 (uL) GPC Factor: 1.00 Dilution Factor: 1.0  
 GPC Cleanup: (Y/N) N pH: 7.6 Sulfur Cleanup: (Y/N) Y  
 Acid Cleanup: (Y/N) Y

CAS NO.	COMPOUND	CONCENTRATION UNITS:	
		(ug/L or ug/Kg)	UG/KG
12674-11-2	Aroclor-1016	390	
11104-28-2	Aroclor-1221	54	U
11141-16-5	Aroclor-1232	54	U
53469-21-9	Aroclor-1242	54	U
12672-29-6	Aroclor-1248	54	U
11097-69-1	Aroclor-1254	1400	E
11096-82-5	Aroclor-1260	850	
37324-23-5	Aroclor-1262	54	U
11100-14-4	Aroclor-1268	54	U

PRELIMINARY

1H - FORM I ARO  
 AROCLOR ORGANICS ANALYSIS DATA SHEET

EPA SAMPLE NO.

E3NB8

Lab Name: MITKEM LABORATORIES Contract: EP-W-05-030  
 Lab Code: MITKEM Case No.: 38897 Mod. Ref No.:                      SDG No.: E3NB0  
 Matrix: (SOIL/SED/WATER) SOIL Lab Sample ID: H1594-09A  
 Sample wt/vol: 30.2 (g/mL) G Lab File ID: E3G5914F.D/E3G5914R.D  
 % Moisture: 37 Decanted: (Y/N) N Date Received: 08/20/2009  
 Extraction: (Type) SONC Date Extracted: 08/20/2009  
 Concentrated Extract Volume: 10000 (uL) Date Analyzed: 08/23/2009  
 Injection Volume: 1.0 (uL) GPC Factor: 1.00 Dilution Factor: 1.0  
 GPC Cleanup: (Y/N) N pH: 7.6 Sulfur Cleanup: (Y/N) Y  
 Acid Cleanup: (Y/N) Y

CAS NO.	COMPOUND	CONCENTRATION UNITS: <u>UG/KG</u> (ug/L or ug/Kg)	<u>Q</u>
12674-11-2	Aroclor-1016	52	U
11104-28-2	Aroclor-1221	52	U
11141-16-5	Aroclor-1232	52	U
53469-21-9	Aroclor-1242	52	U
12672-29-6	Aroclor-1248	52	U
11097-69-1	Aroclor-1254	1500	E
11096-82-5	Aroclor-1260	760	E
37324-23-5	Aroclor-1262	52	U
11100-14-4	Aroclor-1268	52	U

**PRELIMINARY**

1H - FORM I ARO  
 AROCLOR ORGANICS ANALYSIS DATA SHEET

EPA SAMPLE NO.

E3NB8DL

Lab Name: MITKEM LABORATORIES Contract: EP-W-05-030  
 Lab Code: MITKEM Case No.: 38897 Mod. Ref No.:                      SDG No.: E3NB0  
 Matrix: (SOIL/SED/WATER) SOIL Lab Sample ID: H1594-09ADL  
 Sample wt/vol: 30.2 (g/mL) G Lab File ID: E3G5912F.D/E3G5912R.D  
 % Moisture: 37 Decanted: (Y/N) N Date Received: 08/20/2009  
 Extraction: (Type) SONC Date Extracted: 08/20/2009  
 Concentrated Extract Volume: 1000 (uL) Date Analyzed: 08/23/2009  
 Injection Volume: 1.0 (uL) GPC Factor: 1.00 Dilution Factor: 7.0  
 GPC Cleanup: (Y/N) N pH: 7.6 Sulfur Cleanup: (Y/N) Y  
 Acid Cleanup: (Y/N) Y

CAS NO.	COMPOUND	CONCENTRATION UNITS: <u>UG/KG</u> (ug/L or ug/Kg)	<u>Q</u>
12674-11-2	Aroclor-1016	360	U
11104-28-2	Aroclor-1221	360	U
11141-16-5	Aroclor-1232	360	U
53469-21-9	Aroclor-1242	360	U
12672-29-6	Aroclor-1248	360	U
11097-69-1	Aroclor-1254	1700	D
11096-82-5	Aroclor-1260	790	D
37324-23-5	Aroclor-1262	360	U
11100-14-4	Aroclor-1268	360	U

PRELIMINARY

1H - FORM I ARO  
 AROCLOR ORGANICS ANALYSIS DATA SHEET

EPA SAMPLE NO.

E3NB9

Lab Name: MITKEM LABORATORIES Contract: EP-W-05-030  
 Lab Code: MITKEM Case No.: 38897 Mod. Ref No.: SDG No.: E3NB0  
 Matrix: (SOIL/SED/WATER) SOIL Lab Sample ID: H1594-10A  
 Sample wt/vol: 30.2 (g/mL) G Lab File ID: E3G5918F.D/E3G5918R.D  
 % Moisture: 39 Decanted: (Y/N) N Date Received: 08/20/2009  
 Extraction: (Type) SONC Date Extracted: 08/20/2009  
 Concentrated Extract Volume: 10000 (uL) Date Analyzed: 08/24/2009  
 Injection Volume: 1.0 (uL) GPC Factor: 1.00 Dilution Factor: 1.0  
 GPC Cleanup: (Y/N) N pH: 7.8 Sulfur Cleanup: (Y/N) Y  
 Acid Cleanup: (Y/N) Y

CAS NO.	COMPOUND	CONCENTRATION UNITS: UG/KG	
		(ug/L or ug/Kg)	Q
12674-11-2	Aroclor-1016	54	U
11104-28-2	Aroclor-1221	54	U
11141-16-5	Aroclor-1232	54	U
53469-21-9	Aroclor-1242	54	U
12672-29-6	Aroclor-1248	54	U
11097-69-1	Aroclor-1254	480	
11096-82-5	Aroclor-1260	54	U
37324-23-5	Aroclor-1262	54	U
11100-14-4	Aroclor-1268	54	U

PRELIMINARY

1H - FORM I ARO  
 AROCLOR ORGANICS ANALYSIS DATA SHEET

EPA SAMPLE NO.

E3NCO

Lab Name: MITKEM LABORATORIES Contract: EP-W-05-030  
 Lab Code: MITKEM Case No.: 38897 Mod. Ref No.: SDG No.: E3NBO  
 Matrix: (SOIL/SED/WATER) SOIL Lab Sample ID: H1594-11A  
 Sample wt/vol: 30.4 (g/mL) G Lab File ID: E3G5919F.D/E3G5919R.D  
 % Moisture: 35 Decanted: (Y/N) N Date Received: 08/20/2009  
 Extraction: (Type) SONC Date Extracted: 08/20/2009  
 Concentrated Extract Volume: 10000 (uL) Date Analyzed: 08/24/2009  
 Injection Volume: 1.0 (uL) GPC Factor: 1.00 Dilution Factor: 1.0  
 GPC Cleanup: (Y/N) N pH: 7.8 Sulfur Cleanup: (Y/N) Y  
 Acid Cleanup: (Y/N) Y

CAS NO.	COMPOUND	CONCENTRATION UNITS: UG/KG	
		(ug/L or ug/Kg)	Q
12674-11-2	Aroclor-1016	50	U
11104-28-2	Aroclor-1221	50	U
11141-16-5	Aroclor-1232	50	U
53469-21-9	Aroclor-1242	50	U
12672-29-6	Aroclor-1248	50	U
11097-69-1	Aroclor-1254	130	P
11096-82-5	Aroclor-1260	50	U
37324-23-5	Aroclor-1262	50	U
11100-14-4	Aroclor-1268	50	U

PRELIMINARY

1H - FORM I ARO  
 AROCLOR ORGANICS ANALYSIS DATA SHEET

EPA SAMPLE NO.

E3NC1

Lab Name: MITKEM LABORATORIES Contract: EP-W-05-030  
 Lab Code: MITKEM Case No.: 38897 Mod. Ref No.: \_\_\_\_\_ SDG No.: E3NB0  
 Matrix: (SOIL/SED/WATER) SOIL Lab Sample ID: H1594-12A  
 Sample wt/vol: 30.4 (g/mL) G Lab File ID: E3G5920F.D/E3G5920R.D  
 % Moisture: 25 Decanted: (Y/N) N Date Received: 08/20/2009  
 Extraction: (Type) SONC Date Extracted: 08/20/2009  
 Concentrated Extract Volume: 10000 (uL) Date Analyzed: 08/24/2009  
 Injection Volume: 1.0 (uL) GPC Factor: 1.00 Dilution Factor: 1.0  
 GPC Cleanup: (Y/N) N pH: 7.5 Sulfur Cleanup: (Y/N) Y  
 Acid Cleanup: (Y/N) Y

CAS NO.	COMPOUND	CONCENTRATION UNITS: <u>UG/KG</u>	
		(ug/L or ug/Kg)	<u>Q</u>
12674-11-2	Aroclor-1016	43	U
11104-28-2	Aroclor-1221	43	U
11141-16-5	Aroclor-1232	43	U
53469-21-9	Aroclor-1242	43	U
12672-29-6	Aroclor-1248	43	U
11097-69-1	Aroclor-1254	43	U
11096-82-5	Aroclor-1260	43	U
37324-23-5	Aroclor-1262	43	U
11100-14-4	Aroclor-1268	43	U

PRELIMINARY

1H - FORM I ARO  
 AROCLOR ORGANICS ANALYSIS DATA SHEET

EPA SAMPLE NO.

E3NC2

Lab Name: MITKEM LABORATORIES Contract: EP-W-05-030  
 Lab Code: MITKEM Case No.: 38897 Mod. Ref No.: SDG No.: E3NB0  
 Matrix: (SOIL/SED/WATER) SOIL Lab Sample ID: H1594-13A  
 Sample wt/vol: 30.3 (g/mL) G Lab File ID: E3G5921F.D/E3G5921R.D  
 % Moisture: 44 Decanted: (Y/N) N Date Received: 08/20/2009  
 Extraction: (Type) SONC Date Extracted: 08/20/2009  
 Concentrated Extract Volume: 10000 (uL) Date Analyzed: 08/24/2009  
 Injection Volume: 1.0 (uL) GPC Factor: 1.00 Dilution Factor: 1.0  
 GPC Cleanup: (Y/N) N pH: 7.1 Sulfur Cleanup: (Y/N) Y  
 Acid Cleanup: (Y/N) Y

CAS NO.	COMPOUND	CONCENTRATION UNITS:	
		UG/KG	Q
12674-11-2	Aroclor-1016	58	U
11104-28-2	Aroclor-1221	58	U
11141-16-5	Aroclor-1232	58	U
53469-21-9	Aroclor-1242	58	U
12672-29-6	Aroclor-1248	110	P
11097-69-1	Aroclor-1254	75	P
11096-82-5	Aroclor-1260	58	U
37324-23-5	Aroclor-1262	58	U
11100-14-4	Aroclor-1268	58	U

**PRELIMINARY**

1H - FORM I ARO  
 AROCLOR ORGANICS ANALYSIS DATA SHEET

EPA SAMPLE NO.

E3NC3

Lab Name: MITKEM LABORATORIES Contract: EP-W-05-030  
 Lab Code: MITKEM Case No.: 38897 Mod. Ref No.: SDG No.: E3NB0  
 Matrix: (SOIL/SED/WATER) SOIL Lab Sample ID: H1594-14A  
 Sample wt/vol: 30.1 (g/mL) G Lab File ID: E3G5922F.D/E3G5922R.D  
 % Moisture: 45 Decanted: (Y/N) N Date Received: 08/20/2009  
 Extraction: (Type) SONC Date Extracted: 08/20/2009  
 Concentrated Extract Volume: 10000 (uL) Date Analyzed: 08/24/2009  
 Injection Volume: 1.0 (uL) GPC Factor: 1.00 Dilution Factor: 1.0  
 GPC Cleanup: (Y/N) N pH: 7.7 Sulfur Cleanup: (Y/N) Y  
 Acid Cleanup: (Y/N) Y

CAS NO.	COMPOUND	CONCENTRATION UNITS:	
		ug/L or ug/Kg	ug/KG
12674-11-2	Aroclor-1016	60	U
11104-28-2	Aroclor-1221	60	U
11141-16-5	Aroclor-1232	60	U
53469-21-9	Aroclor-1242	60	U
12672-29-6	Aroclor-1248	60	U
11097-69-1	Aroclor-1254	60	U
11096-82-5	Aroclor-1260	60	U
37324-23-5	Aroclor-1262	60	U
11100-14-4	Aroclor-1268	60	U

PRELIMINARY



1H - FORM I ARO  
 AROCLOR ORGANICS ANALYSIS DATA SHEET

EPA SAMPLE NO.

E3NC4

Lab Name: MITKEM LABORATORIES Contract: EP-W-05-030  
 Lab Code: MITKEM Case No.: 38897 Mod. Ref No.:                      SDG No.: E3NB0  
 Matrix: (SOIL/SED/WATER) SOIL Lab Sample ID: H1594-15A  
 Sample wt/vol: 30.0 (g/mL) G Lab File ID: E3G5923F.D/E3G5923R.D  
 % Moisture: 41 Decanted: (Y/N) N Date Received: 08/20/2009  
 Extraction: (Type) SONC Date Extracted: 08/20/2009  
 Concentrated Extract Volume: 10000 (uL) Date Analyzed: 08/24/2009  
 Injection Volume: 1.0 (uL) GPC Factor: 1.00 Dilution Factor: 1.0  
 GPC Cleanup: (Y/N) N pH: 7.8 Sulfur Cleanup: (Y/N) Y  
 Acid Cleanup: (Y/N) Y

CAS NO.	COMPOUND	CONCENTRATION UNITS: <u>UG/KG</u> (ug/L or ug/Kg)	<u>Q</u>
12674-11-2	Aroclor-1016	56	U
11104-28-2	Aroclor-1221	56	U
11141-16-5	Aroclor-1232	56	U
53469-21-9	Aroclor-1242	56	U
12672-29-6	Aroclor-1248	56	U
11097-69-1	Aroclor-1254	56	U
11096-82-5	Aroclor-1260	56	U
37324-23-5	Aroclor-1262	56	U
11100-14-4	Aroclor-1268	56	U

PRELIMINARY

1H - FORM I ARO  
 AROCLOR ORGANICS ANALYSIS DATA SHEET

EPA SAMPLE NO.

E3NC5

Lab Name: MITKEM LABORATORIES Contract: EP-W-05-030  
 Lab Code: MITKEM Case No.: 38897 Mod. Ref No.: \_\_\_\_\_ SDG No.: E3NB0  
 Matrix: (SOIL/SED/WATER) SOIL Lab Sample ID: H1594-16A  
 Sample wt/vol: 30.2 (g/mL) G Lab File ID: E3G5924F.D/E3G5924R.D  
 % Moisture: 39 Decanted: (Y/N) N Date Received: 08/20/2009  
 Extraction: (Type) SONC Date Extracted: 08/20/2009  
 Concentrated Extract Volume: 10000 (uL) Date Analyzed: 08/24/2009  
 Injection Volume: 1.0 (uL) GPC Factor: 1.00 Dilution Factor: 1.0  
 GPC Cleanup: (Y/N) N pH: 8.0 Sulfur Cleanup: (Y/N) Y  
 Acid Cleanup: (Y/N) Y

CAS NO.	COMPOUND	CONCENTRATION UNITS: <u>UG/KG</u>	
		(ug/L or ug/Kg)	<u>Q</u>
12674-11-2	Aroclor-1016	54	U
11104-28-2	Aroclor-1221	54	U
11141-16-5	Aroclor-1232	54	U
53469-21-9	Aroclor-1242	54	U
12672-29-6	Aroclor-1248	54	U
11097-69-1	Aroclor-1254	54	U
11096-82-5	Aroclor-1260	54	U
37324-23-5	Aroclor-1262	54	U
11100-14-4	Aroclor-1268	54	U

PRELIMINARY

1H - FORM I ARO  
 AROCLOR ORGANICS ANALYSIS DATA SHEET

EPA SAMPLE NO.

E3NC6

Lab Name: MITKEM LABORATORIES Contract: EP-W-05-030  
 Lab Code: MITKEM Case No.: 38897 Mod. Ref No.:                      SDG No.: E3NB0  
 Matrix: (SOIL/SED/WATER) SOIL Lab Sample ID: H1594-17A  
 Sample wt/vol: 30.1 (g/mL) G Lab File ID: E3G5925F.D/E3G5925R.D  
 % Moisture: 36 Decanted: (Y/N) N Date Received: 08/20/2009  
 Extraction: (Type) SONC Date Extracted: 08/20/2009  
 Concentrated Extract Volume: 10000 (uL) Date Analyzed: 08/24/2009  
 Injection Volume: 1.0 (uL) GPC Factor: 1.00 Dilution Factor: 1.0  
 GPC Cleanup: (Y/N) N pH: 7.9 Sulfur Cleanup: (Y/N) Y  
 Acid Cleanup: (Y/N) Y

CAS NO.	COMPOUND	CONCENTRATION UNITS: <u>UG/KG</u> (ug/L or ug/Kg)	<u>Q</u>
12674-11-2	Aroclor-1016	51	U
11104-28-2	Aroclor-1221	51	U
11141-16-5	Aroclor-1232	51	U
53469-21-9	Aroclor-1242	51	U
12672-29-6	Aroclor-1248	51	U
11097-69-1	Aroclor-1254	51	U
11096-82-5	Aroclor-1260	51	U
37324-23-5	Aroclor-1262	51	U
11100-14-4	Aroclor-1268	51	U

PRELIMINARY

SOM01.2 (6/2007)

1H - FORM I ARO  
 AROCLOR ORGANICS ANALYSIS DATA SHEET

EPA SAMPLE NO.

E3NC7

Lab Name: MITKEM LABORATORIES Contract: EP-W-05-030  
 Lab Code: MITKEM Case No.: 38897 Mod. Ref No.: \_\_\_\_\_ SDG No.: E3NB0  
 Matrix: (SOIL/SED/WATER) SOIL Lab Sample ID: H1594-18A  
 Sample wt/vol: 30.0 (g/mL) G Lab File ID: E3G5926F.D/E3G5926R.D  
 % Moisture: 37 Decanted: (Y/N) N Date Received: 08/20/2009  
 Extraction: (Type) SONC Date Extracted: 08/20/2009  
 Concentrated Extract Volume: 10000 (uL) Date Analyzed: 08/24/2009  
 Injection Volume: 1.0 (uL) GPC Factor: 1.00 Dilution Factor: 1.0  
 GPC Cleanup: (Y/N) N pH: 8.1 Sulfur Cleanup: (Y/N) Y  
 Acid Cleanup: (Y/N) Y

CAS NO.	COMPOUND	CONCENTRATION UNITS: UG/KG	
		(ug/L or ug/Kg)	Q
12674-11-2	Aroclor-1016	52	U
11104-28-2	Aroclor-1221	52	U
11141-16-5	Aroclor-1232	52	U
53469-21-9	Aroclor-1242	52	U
12672-29-6	Aroclor-1248	52	U
11097-69-1	Aroclor-1254	52	U
11096-82-5	Aroclor-1260	52	U
37324-23-5	Aroclor-1262	52	U
11100-14-4	Aroclor-1268	52	U

**PRELIMINARY**

SOM01.2 (6/2007)

1H - FORM I ARO  
 AROCLOR ORGANICS ANALYSIS DATA SHEET

EPA SAMPLE NO.

E3NC8

Lab Name: MITKEM LABORATORIES Contract: EP-W-05-030  
 Lab Code: MITKEM Case No.: 38897 Mod. Ref No.: SDG No.: E3NB0  
 Matrix: (SOIL/SED/WATER) SOIL Lab Sample ID: H1594-19A  
 Sample wt/vol: 30.4 (g/mL) G Lab File ID: E3G5927F.D/E3G5927R.D  
 % Moisture: 36 Decanted: (Y/N) N Date Received: 08/20/2009  
 Extraction: (Type) SONC Date Extracted: 08/20/2009  
 Concentrated Extract Volume: 10000 (uL) Date Analyzed: 08/24/2009  
 Injection Volume: 1.0 (uL) GPC Factor: 1.00 Dilution Factor: 1.0  
 GPC Cleanup: (Y/N) N pH: 7.7 Sulfur Cleanup: (Y/N) Y  
 Acid Cleanup: (Y/N) Y

CAS NO.	COMPOUND	CONCENTRATION UNITS: UG/KG	
		(ug/L or ug/Kg)	Q
12674-11-2	Aroclor-1016	51	U
11104-28-2	Aroclor-1221	51	U
11141-16-5	Aroclor-1232	51	U
53469-21-9	Aroclor-1242	51	U
12672-29-6	Aroclor-1248	550	
11097-69-1	Aroclor-1254	230	
11096-82-5	Aroclor-1260	120	P
37324-23-5	Aroclor-1262	51	U
11100-14-4	Aroclor-1268	51	U

PRELIMINARY

SOM01.2 (6/2007)

1H - FORM I ARO  
 AROCLOR ORGANICS ANALYSIS DATA SHEET

EPA SAMPLE NO.

E3NC9

Lab Name: MITKEM LABORATORIES Contract: EP-W-05-030  
 Lab Code: MITKEM Case No.: 38897 Mod. Ref No.:                      SDG No.: E3NB0  
 Matrix: (SOIL/SED/WATER) SOIL Lab Sample ID: H1594-20A  
 Sample wt/vol: 30.5 (g/mL) G Lab File ID: E3G5928F.D/E3G5928R.D  
 % Moisture: 42 Decanted: (Y/N) N Date Received: 08/20/2009  
 Extraction: (Type) SONC Date Extracted: 08/20/2009  
 Concentrated Extract Volume: 10000 (uL) Date Analyzed: 08/24/2009  
 Injection Volume: 1.0 (uL) GPC Factor: 1.00 Dilution Factor: 1.0  
 GPC Cleanup: (Y/N) N pH: 7.9 Sulfur Cleanup: (Y/N) Y  
 Acid Cleanup: (Y/N) Y

CAS NO.	COMPOUND	CONCENTRATION UNITS: <u>UG/KG</u>	
		(ug/L or ug/Kg)	<u>Q</u>
12674-11-2	Aroclor-1016	56	U
11104-28-2	Aroclor-1221	56	U
11141-16-5	Aroclor-1232	56	U
53469-21-9	Aroclor-1242	56	
12672-29-6	Aroclor-1248	130	
11097-69-1	Aroclor-1254	53	J
11096-82-5	Aroclor-1260	56	U
37324-23-5	Aroclor-1262	56	U
11100-14-4	Aroclor-1268	56	U

**PRELIMINARY**

SOM01.2 (6/2007)

10C - FORM X ARO  
IDENTIFICATION SUMMARY  
FOR MULTICOMPONENT ANALYTES

EPA SAMPLE NO.

E3NB0

Lab Name: MITKEM LABORATORIES Contract: EP-W-05-030  
 Lab Code: MITKEM Case No.: 38897 Mod. Ref No.: SDG No.: E3NB0  
 Lab Sample ID: H1594-01A Date(s) Analyzed: 08/23/2009 08/23/2009  
 Instrument ID (1): E3 Instrument ID (2): E3  
 GC Column(1): CLPPest ID: 0.53 (mm) GC Column(2): CLPPestII ID: 0.53 (MM)

ANALYTE	PEAK	RT	RT WINDOW		CONCENTRATION		%D
			FROM	TO	PEAK	MEAN	
Aroclor-1248	1	4.676	4.603	4.743	235.5792	279.231565	
	2	5.269	5.197	5.337	228.5320		
	3	5.469	5.389	5.529	373.5835		
4							
5							
COLUMN 1	1	5.662	5.597	5.737	129.0042	356.973636	27.8
	2	6.002	5.922	6.062	261.2757		
	3	6.233	6.188	6.328	680.6411		
	4						
	5						
Aroclor-1254	1	5.874	5.791	5.931	528.2044	393.913442	
	2	6.182	6.090	6.230	400.0124		
	3	6.657	6.615	6.755	253.5235		
4							
5							
COLUMN 1	1	6.233	6.127	6.267	621.2822	437.969751	11.2
	2	6.758	6.680	6.820	425.5824		
	3	7.043	6.956	7.096	267.0447		
	4						
	5						
COLUMN 2	1						
	2						
	3						
	4						
	5						

At least 3 peaks for each column are required for identification of multicomponent analytes

**PRELIMINARY**

10C - FORM X ARO  
 IDENTIFICATION SUMMARY  
 FOR MULTICOMPONENT ANALYTES

EPA SAMPLE NO.

E3NB1

Lab Name: MITKEM LABORATORIES Contract: EP-W-05-030  
 Lab Code: MITKEM Case No.: 38897 Mod. Ref No.: SDG No.: E3NB0  
 Lab Sample ID: H1594-02A Date(s) Analyzed: 08/23/2009 08/23/2009  
 Instrument ID (1): E3 Instrument ID (2): E3  
 GC Column(1): CLPPest ID: 0.53 (mm) GC Column(2): CLPPestII ID: 0.53 (MM)

ANALYTE	PEAK	RT	RT WINDOW		CONCENTRATION		%D
			FROM	TO	PEAK	MEAN	
Aroclor-1248	1	4.676	4.603	4.743	93.2262	101.873153	
	2	5.271	5.197	5.337	116.5967		
COLUMN 1	3	5.468	5.389	5.529	95.7966		
	4						
	5						
COLUMN 2	1	5.656	5.597	5.737	50.9567	174.970865	71.8
	2	6.000	5.922	6.062	68.1013		
	3	6.230	6.188	6.328	405.8546		
	4						
	5						
Aroclor-1254	1	5.869	5.791	5.931	209.1290	156.569008	
	2	6.175	6.090	6.230	137.4612		
COLUMN 1	3	6.648	6.615	6.755	123.1169		
	4						
	5						
COLUMN 2	1	6.230	6.127	6.267	370.4599	176.486422	12.7
	2	6.751	6.680	6.820	133.5203		
	3	7.039	6.956	7.096	25.4790		
	4						
	5						

At least 3 peaks for each column are required for identification of multicomponent analytes

PRELIMINARY



10C - FORM X ARO  
IDENTIFICATION SUMMARY  
FOR MULTICOMPONENT ANALYTES

EPA SAMPLE NO.

E3NB2

Lab Name: MITKEM LABORATORIES Contract: EP-W-05-030  
 Lab Code: MITKEM Case No.: 38897 Mod. Ref No.: SDG No.: E3NB0  
 Lab Sample ID: H1594-03A Date(s) Analyzed: 08/23/2009 08/23/2009  
 Instrument ID (1): E3 Instrument ID (2): E3  
 GC Column(1): CLPPest ID: 0.53 (mm) GC Column(2): CLPPestII ID: 0.53 (MM)

ANALYTE	PEAK	RT	RT WINDOW		CONCENTRATION		%D
			FROM	TO	PEAK	MEAN	
Aroclor-1254	1	5.872	5.791	5.931	274.1064	179.392719	
	2	6.174	6.090	6.230	83.9775		
	3	6.652	6.615	6.755	180.0943		
4							
5							
COLUMN 1	1	6.235	6.127	6.267	484.9294	241.956639	34.9
	2	6.750	6.680	6.820	215.9616		
	3	7.042	6.956	7.096	24.9789		
	4						
	5						
COLUMN 2	1	6.235	6.127	6.267	484.9294	241.956639	34.9
	2	6.750	6.680	6.820	215.9616		
	3	7.042	6.956	7.096	24.9789		
	4						
	5						

At least 3 peaks for each column are required for identification of multicomponent analytes

10C - FORM X ARO  
IDENTIFICATION SUMMARY  
FOR MULTICOMPONENT ANALYTES

EPA SAMPLE NO.

E3NB3

Lab Name: MITKEM LABORATORIES Contract: EP-W-05-030  
 Lab Code: MITKEM Case No.: 38897 Mod. Ref No.: SDG No.: E3NB0  
 Lab Sample ID: H1594-04A Date(s) Analyzed: 08/23/2009 08/23/2009  
 Instrument ID (1): E3 Instrument ID (2): E3  
 GC Column(1): CLPPest ID: 0.53 (mm) GC Column(2): CLPPestII ID: 0.53 (MM)

ANALYTE	PEAK	RT	RT WINDOW		CONCENTRATION		%D	
			FROM	TO	PEAK	MEAN		
Aroclor-1254	1	5.871	5.791	5.931	54.5061	39.804129		
	2	6.165	6.090	6.230	32.4629			
	3	6.648	6.615	6.755	32.4434			
COLUMN 1		4						
COLUMN 1		5						
COLUMN 2	1	6.231	6.127	6.267	266.9688	108.271725	172.0	
	2	6.748	6.680	6.820	29.7585			
	3	7.092	6.956	7.096	28.0878			
	COLUMN 2		4					
	COLUMN 2		5					

At least 3 peaks for each column are required for identification of multicomponent analytes

**PRELIMINARY**

10C - FORM X ARO  
 IDENTIFICATION SUMMARY  
 FOR MULTICOMPONENT ANALYTES

EPA SAMPLE NO.

E3NB5

Lab Name: MITKEM LABORATORIES Contract: EP-W-05-030  
 Lab Code: MITKEM Case No.: 38897 Mod. Ref No.: SDG No.: E3NB0  
 Lab Sample ID: H1594-06A Date(s) Analyzed: 08/23/2009 08/23/2009  
 Instrument ID (1): E3 Instrument ID (2): E3  
 GC Column(1): CLPPest ID: 0.53 (mm) GC Column(2): CLPPestII ID: 0.53 (MM)

ANALYTE	PEAK	RT	RT WINDOW		CONCENTRATION		%D
			FROM	TO	PEAK	MEAN	
Aroclor-1254	1	5.877	5.791	5.931	2336.6998	2600.735548	
	2	6.180	6.090	6.230	2592.9984		
COLUMN 1	3	6.707	6.615	6.755	2872.5084		
	4						
	5						
COLUMN 2	1	6.213	6.127	6.267	2265.2311	2255.217391	15.3
	2	6.763	6.680	6.820	2141.9150		
	3	7.043	6.956	7.096	2358.5060		
	4						
	5						
Aroclor-1260	1	6.387	6.296	6.436	1916.4705	1138.782637	
	2	7.531	7.434	7.574	645.6714		
COLUMN 1	3	7.895	7.799	7.939	854.2060		
	4						
	5						
COLUMN 2	1	7.734	7.649	7.789	2543.9416	1291.835859	13.4
	2	8.602	8.507	8.647	599.0444		
	3	9.110	9.020	9.160	732.5215		
	4						
	5						

At least 3 peaks for each column are required for identification of multicomponent analytes

**PRELIMINARY**

10C - FORM X ARO  
IDENTIFICATION SUMMARY  
FOR MULTICOMPONENT ANALYTES

EPA SAMPLE NO.

E3NB5DL

Lab Name: MITKEM LABORATORIES Contract: EP-W-05-030  
 Lab Code: MITKEM Case No.: 38897 Mod. Ref No.: SDG No.: E3NB0  
 Lab Sample ID: H1594-06ADL Date(s) Analyzed: 08/23/2009 08/23/2009  
 Instrument ID (1): E3 Instrument ID (2): E3  
 GC Column(1): CLPPest ID: 0.53 (mm) GC Column(2): CLPPestII ID: 0.53 (MM)

ANALYTE	PEAK	RT	RT WINDOW		CONCENTRATION		%D
			FROM	TO	PEAK	MEAN	
Aroclor-1254	1	5.868	5.791	5.931	2781.2625	3106.089377	
	2	6.169	6.090	6.230	3081.1235		
COLUMN 1	3	6.695	6.615	6.755	3455.8821		
	4						
	5						
COLUMN 2	1	6.207	6.127	6.267	2624.4151	2600.898892	19.4
	2	6.758	6.680	6.820	2444.9594		
	3	7.035	6.956	7.096	2733.3221		
	4						
	5						
Aroclor-1260	1	6.374	6.296	6.436	2276.2725	1316.740106	
	2	7.511	7.434	7.574	705.6074		
COLUMN 1	3	7.876	7.799	7.939	968.3404		
	4						
	5						
COLUMN 2	1	7.727	7.649	7.789	2909.0167	1402.012784	6.5
	2	8.586	8.507	8.647	611.1473		
	3	9.098	9.020	9.160	685.8744		
	4						
	5						

At least 3 peaks for each column are required for identification of multicomponent analytes

**PRELIMINARY**

10C - FORM X ARO  
IDENTIFICATION SUMMARY  
FOR MULTICOMPONENT ANALYTES

EPA SAMPLE NO.

E3NB6

Lab Name: MITKEM LABORATORIES Contract: EP-W-05-030  
 Lab Code: MITKEM Case No.: 38897 Mod. Ref No.: SDG No.: E3NB0  
 Lab Sample ID: H1594-07A Date(s) Analyzed: 08/23/2009 08/23/2009  
 Instrument ID (1): E3 Instrument ID (2): E3  
 GC Column(1): CLPPest ID: 0.53 (mm) GC Column(2): CLPPestII ID: 0.53 (MM)

ANALYTE	PEAK	RT	RT WINDOW		CONCENTRATION		%D
			FROM	TO	PEAK	MEAN	
Aroclor-1254	1	5.867	5.791	5.931	1034.2232	1191.656107	
	2	6.168	6.090	6.230	1153.8185		
COLUMN 1	3	6.713	6.615	6.755	1386.9267		
	4						
	5						
COLUMN 2	1	6.206	6.127	6.267	1024.9140	1016.368464	17.2
	2	6.753	6.680	6.820	967.2038		
	3	7.032	6.956	7.096	1056.9875		
	4						
	5						
Aroclor-1260	1	6.389	6.296	6.436	953.5838	563.089605	
	2	7.513	7.434	7.574	328.1510		
COLUMN 1	3	7.877	7.799	7.939	407.5340		
	4						
	5						
COLUMN 2	1	7.720	7.649	7.789	1519.3027	730.922536	29.8
	2	8.584	8.507	8.647	312.1178		
	3	9.094	9.020	9.160	361.3471		
	4						
	5						

At least 3 peaks for each column are required for identification of multicomponent analytes

**PRELIMINARY**

10C - FORM X ARO  
IDENTIFICATION SUMMARY  
FOR MULTICOMPONENT ANALYTES

EPA SAMPLE NO.

E3NB6DL

Lab Name: MITKEM LABORATORIES Contract: EP-W-05-030  
 Lab Code: MITKEM Case No.: 38897 Mod. Ref No.: SDG No.: E3NB0  
 Lab Sample ID: H1594-07ADL Date(s) Analyzed: 08/23/2009 08/23/2009  
 Instrument ID (1): E3 Instrument ID (2): E3  
 GC Column(1): CLPPest ID: 0.53 (mm) GC Column(2): CLPPestII ID: 0.53 (MM)

ANALYTE	PEAK	RT	RT WINDOW		CONCENTRATION		%D
			FROM	TO	PEAK	MEAN	
Aroclor-1254	1	5.867	5.791	5.931	1166.7196	1321.233814	
	2	6.167	6.090	6.230	1292.9623		
COLUMN 1	3	6.698	6.615	6.755	1504.0196		
	4						
	5						
COLUMN 2	1	6.207	6.127	6.267	1110.7132	1097.753771	20.4
	2	6.755	6.680	6.820	1027.5766		
	3	7.032	6.956	7.096	1154.9716		
	4						
	5						
Aroclor-1260	1	6.379	6.296	6.436	1015.9132	587.966391	
	2	7.507	7.434	7.574	331.8846		
COLUMN 1	3	7.872	7.799	7.939	416.1013		
	4						
	5						
COLUMN 2	1	7.721	7.649	7.789	1551.4067	760.423683	29.3
	2	8.582	8.507	8.647	312.1253		
	3	9.094	9.020	9.160	417.7391		
	4						
	5						

At least 3 peaks for each column are required for identification of multicomponent analytes

**PRELIMINARY**

10C - FORM X ARO  
IDENTIFICATION SUMMARY  
FOR MULTICOMPONENT ANALYTES

EPA SAMPLE NO.

E3NB7

Lab Name: MITKEM LABORATORIES Contract: EP-W-05-030  
 Lab Code: MITKEM Case No.: 38897 Mod. Ref No.: SDG No.: E3NB0  
 Lab Sample ID: H1594-08A Date(s) Analyzed: 08/23/2009 08/23/2009  
 Instrument ID (1): E3 Instrument ID (2): E3  
 GC Column(1): CLPPest ID: 0.53 (mm) GC Column(2): CLPPestII ID: 0.53 (MM)

ANALYTE	PEAK	RT	RT WINDOW		CONCENTRATION		%D
			FROM	TO	PEAK	MEAN	
Aroclor-1254	1	5.866	5.791	5.931	707.4757	713.289163	
	2	6.168	6.090	6.230	732.6751		
	3	6.695	6.615	6.755	699.7167		
COLUMN 1	4						
	5						
COLUMN 2	1	6.209	6.127	6.267	698.2808	653.660839	9.1
	2	6.753	6.680	6.820	622.8258		
	3	7.032	6.956	7.096	639.8760		
	4						
	5						

At least 3 peaks for each column are required for identification of multicomponent analytes

**PRELIMINARY**

10C - FORM X ARO  
IDENTIFICATION SUMMARY  
FOR MULTICOMPONENT ANALYTES

EPA SAMPLE NO.

E3NB7MS

Lab Name: MITKEM LABORATORIES Contract: EP-W-05-030  
 Lab Code: MITKEM Case No.: 38897 Mod. Ref No.: SDG No.: E3NB0  
 Lab Sample ID: H1594-08AMS Date(s) Analyzed: 08/24/2009 08/24/2009  
 Instrument ID (1): E3 Instrument ID (2): E3  
 GC Column(1): CLPPest ID: 0.53 (mm) GC Column(2): CLPPestII ID: 0.53 (MM)

ANALYTE	PEAK	RT	RT WINDOW		CONCENTRATION		%D
			FROM	TO	PEAK	MEAN	
Aroclor-1016	1	4.398	4.327	4.467	213.0928	289.963218	
	2	4.511	4.442	4.582	189.7892		
COLUMN 1	3	4.863	4.795	4.935	467.0076		
	4						
	5						
COLUMN 2	1	4.937	4.870	5.010	204.8558		
	2	5.174	5.107	5.247	194.7853		
	3	5.540	5.472	5.612	462.3866		
	4						
	5						
Aroclor-1254	1	5.869	5.791	5.931	840.4514	884.475450	
	2	6.172	6.090	6.230	893.7406		
COLUMN 1	3	6.698	6.615	6.755	919.2344		
	4						
	5						
COLUMN 2	1	6.211	6.127	6.267	848.0426		
	2	6.755	6.680	6.820	778.2686		
	3	7.034	6.956	7.096	792.5374		
	4						
	5						
Aroclor-1260	1	6.396	6.296	6.436	934.1822	509.224477	
	2	7.518	7.434	7.574	285.5005		
COLUMN 1	3	7.882	7.799	7.939	307.9907		
	4						
	5						
COLUMN 2	1	7.726	7.649	7.789	889.7176		
	2	8.588	8.507	8.647	299.3666		
	3	9.097	9.020	9.160	341.9539		
	4						
	5						
					510.346032	0.2	

At least 3 peaks for each column are required for identification of multicomponent analytes

**PRELIMINARY**



10C - FORM X ARO  
IDENTIFICATION SUMMARY  
FOR MULTICOMPONENT ANALYTES

EPA SAMPLE NO.

E3NB7MSD

Lab Name: MITKEM LABORATORIES Contract: EP-W-05-030  
 Lab Code: MITKEM Case No.: 38897 Mod. Ref No.: SDG No.: E3NB0  
 Lab Sample ID: H1594-08AMSD Date(s) Analyzed: 08/24/2009 08/24/2009  
 Instrument ID (1): E3 Instrument ID (2): E3  
 GC Column(1): CLPPest ID: 0.53 (mm) GC Column(2): CLPPestII ID: 0.53 (MM)

ANALYTE	PEAK	RT	RT WINDOW		CONCENTRATION		%D
			FROM	TO	PEAK	MEAN	
Aroclor-1016	1	4.399	4.327	4.467	244.6605	340.055847	
	2	4.512	4.442	4.582	157.4227		
COLUMN 1	3	4.865	4.795	4.935	618.0843		
	4						
	5						
COLUMN 2	1	4.938	4.870	5.010	247.2528		
	2	5.176	5.107	5.247	238.2342		
	3	5.541	5.472	5.612	681.9847		
	4						
	5						
Aroclor-1254	1	5.872	5.791	5.931	1336.4811	1386.224624	
	2	6.176	6.090	6.230	1361.7327		
COLUMN 1	3	6.702	6.615	6.755	1460.4601		
	4						
	5						
COLUMN 2	1	6.212	6.127	6.267	1447.6205		
	2	6.757	6.680	6.820	1334.1312		
	3	7.038	6.956	7.096	1301.1814		
	4						
	5						
Aroclor-1260	1	6.399	6.296	6.436	1408.7069	709.011882	
	2	7.526	7.434	7.574	335.0134		
COLUMN 1	3	7.888	7.799	7.939	383.3153		
	4						
	5						
COLUMN 2	1	7.728	7.649	7.789	1514.3756		
	2	8.585	8.507	8.647	578.4909		
	3	9.101	9.020	9.160	468.0057		
	4						
	5						
					853.624096	20.4	

At least 3 peaks for each column are required for identification of multicomponent analytes

**PRELIMINARY**

10C - FORM X ARO  
IDENTIFICATION SUMMARY  
FOR MULTICOMPONENT ANALYTES

EPA SAMPLE NO.

E3NB8

Lab Name: MITKEM LABORATORIES Contract: EP-W-05-030  
 Lab Code: MITKEM Case No.: 38897 Mod. Ref No.: SDG No.: E3NB0  
 Lab Sample ID: H1594-09A Date(s) Analyzed: 08/23/2009 08/23/2009  
 Instrument ID (1): E3 Instrument ID (2): E3  
 GC Column(1): CLPPest ID: 0.53 (mm) GC Column(2): CLPPestII ID: 0.53 (MM)

ANALYTE	PEAK	RT	RT WINDOW		CONCENTRATION		%D
			FROM	TO	PEAK	MEAN	
Aroclor-1254	1	5.875	5.791	5.931	1571.9350	1624.010636	
	2	6.179	6.090	6.230	1704.4948		
COLUMN 1	3	6.707	6.615	6.755	1595.6021		
	4						
	5						
COLUMN 2	1	6.214	6.127	6.267	1498.9531	1476.471694	10
	2	6.760	6.680	6.820	1428.1524		
	3	7.042	6.956	7.096	1502.3096		
	4						
	5						
Aroclor-1260	1	6.403	6.296	6.436	1711.6087	765.165562	
	2	7.532	7.434	7.574	294.4274		
COLUMN 1	3	7.896	7.799	7.939	289.4606		
	4						
	5						
COLUMN 2	1	7.732	7.649	7.789	1524.1882	760.355334	0.6
	2	8.621	8.507	8.647	336.4505		
	3	9.105	9.020	9.160	420.4273		
	4						
	5						

At least 3 peaks for each column are required for identification of multicomponent analytes

**PRELIMINARY**

10C - FORM X ARO  
 IDENTIFICATION SUMMARY  
 FOR MULTICOMPONENT ANALYTES

EPA SAMPLE NO.

E3NB8DL

Lab Name: MITKEM LABORATORIES Contract: EP-W-05-030  
 Lab Code: MITKEM Case No.: 38897 Mod. Ref No.: SDG No.: E3NB0  
 Lab Sample ID: H1594-09ADL Date(s) Analyzed: 08/23/2009 08/23/2009  
 Instrument ID (1): E3 Instrument ID (2): E3  
 GC Column(1): CLPPest ID: 0.53 (mm) GC Column(2): CLPPestII ID: 0.53 (MM)

ANALYTE	PEAK	RT	RT WINDOW		CONCENTRATION		%D
			FROM	TO	PEAK	MEAN	
Aroclor-1254	1	5.866	5.791	5.931	1822.7980	1889.471970	
	2	6.166	6.090	6.230	1960.7604		
COLUMN 1	3	6.693	6.615	6.755	1884.8575		
	4						
	5						
COLUMN 2	1	6.207	6.127	6.267	1758.4144	1702.404746	11.0
	2	6.753	6.680	6.820	1606.8044		
	3	7.031	6.956	7.096	1741.9954		
	4						
	5						
Aroclor-1260	1	6.391	6.296	6.436	1725.0283	785.873481	
	2	7.508	7.434	7.574	331.9254		
COLUMN 1	3	7.873	7.799	7.939	300.6667		
	4						
	5						
COLUMN 2	1	7.723	7.649	7.789	1696.3002	814.009862	3.6
	2	8.590	8.507	8.647	336.6364		
	3	9.090	9.020	9.160	409.0929		
	4						
	5						

At least 3 peaks for each column are required for identification of multicomponent analytes

PRELIMINARY

10C - FORM X ARO  
 IDENTIFICATION SUMMARY  
 FOR MULTICOMPONENT ANALYTES

EPA SAMPLE NO.

E3NB9

Lab Name: MITKEM LABORATORIES Contract: EP-W-05-030  
 Lab Code: MITKEM Case No.: 38897 Mod. Ref No.: SDG No.: E3NB0  
 Lab Sample ID: H1594-10A Date(s) Analyzed: 08/24/2009 08/24/2009  
 Instrument ID (1): E3 Instrument ID (2): E3  
 GC Column(1): CLPPest ID: 0.53 (mm) GC Column(2): CLPPestII ID: 0.53 (MM)

ANALYTE	PEAK	RT	RT WINDOW		CONCENTRATION		%D
			FROM	TO	PEAK	MEAN	
Aroclor-1254	1	5.872	5.791	5.931	639.4926	480.861184	
	2	6.179	6.090	6.230	479.5271		
	3	6.657	6.615	6.755	323.5638		
COLUMN 1	4						
	5						
COLUMN 2	1	6.231	6.127	6.267	715.9480	517.096552	7.5
	2	6.755	6.680	6.820	511.3511		
	3	7.040	6.956	7.096	323.9905		
	4						
	5						

At least 3 peaks for each column are required for identification of multicomponent analytes

**PRELIMINARY**

10C - FORM X ARO  
 IDENTIFICATION SUMMARY  
 FOR MULTICOMPONENT ANALYTES

EPA SAMPLE NO.

E3NC0

Lab Name: MITKEM LABORATORIES Contract: EP-W-05-030  
 Lab Code: MITKEM Case No.: 38897 Mod. Ref No.: SDG No.: E3NB0  
 Lab Sample ID: H1594-11A Date(s) Analyzed: 08/24/2009 08/24/2009  
 Instrument ID (1): E3 Instrument ID (2): E3  
 GC Column(1): CLPPest ID: 0.53 (mm) GC Column(2): CLPPestII ID: 0.53 (MM)

ANALYTE	PEAK	RT	RT WINDOW		CONCENTRATION		%D
			FROM	TO	PEAK	MEAN	
Aroclor-1254	1	5.868	5.791	5.931	187.4077	132.036483	
	2	6.174	6.090	6.230	95.3063		
	3	6.648	6.615	6.755	113.3954		
COLUMN 1	4						
	5						
COLUMN 2	1	6.228	6.127	6.267	318.5090	167.850209	27.1
	2	6.747	6.680	6.820	145.4569		
	3	7.037	6.956	7.096	39.5848		
	4						
	5						

At least 3 peaks for each column are required for identification of multicomponent analytes

PRELIMINARY

10C - FORM X ARO  
IDENTIFICATION SUMMARY  
FOR MULTICOMPONENT ANALYTES

EPA SAMPLE NO.

E3NC2

Lab Name: MITKEM LABORATORIES Contract: EP-W-05-030  
 Lab Code: MITKEM Case No.: 38897 Mod. Ref No.: SDG No.: E3NB0  
 Lab Sample ID: H1594-13A Date(s) Analyzed: 08/24/2009 08/24/2009  
 Instrument ID (1): E3 Instrument ID (2): E3  
 GC Column(1): CLPPest ID: 0.53 (mm) GC Column(2): CLPPestII ID: 0.53 (MM)

ANALYTE	PEAK	RT	RT WINDOW		CONCENTRATION		%D
			FROM	TO	PEAK	MEAN	
Aroclor-1248	1	4.678	4.603	4.743	87.6260	110.634194	
	2	5.268	5.197	5.337	140.9100		
COLUMN 1	3	5.466	5.389	5.529	103.3666		
	4						
	5						
COLUMN 2	1	5.673	5.597	5.737	55.4161		
	2	6.001	5.922	6.062	81.7729		
	3	6.225	6.188	6.328	282.6388		
	4						
	5						
Aroclor-1254	1	5.867	5.791	5.931	80.5579	75.342949	
	2	6.169	6.090	6.230	80.0737		
COLUMN 1	3	6.722	6.615	6.755	65.3973		
	4						
	5						
COLUMN 2	1	6.225	6.127	6.267	257.9898		
	2	6.755	6.680	6.820	68.8860		
	3	7.035	6.956	7.096	40.7818		
	4						
	5						
					122.552545	62.7	

At least 3 peaks for each column are required for identification of multicomponent analytes

**PRELIMINARY**

10C - FORM X ARO  
 IDENTIFICATION SUMMARY  
 FOR MULTICOMPONENT ANALYTES

EPA SAMPLE NO.

E3NC8

Lab Name: MITKEM LABORATORIES Contract: EP-W-05-030  
 Lab Code: MITKEM Case No.: 38897 Mod. Ref No.: SDG No.: E3NB0  
 Lab Sample ID: H1594-19A Date(s) Analyzed: 08/24/2009 08/24/2009  
 Instrument ID (1): E3 Instrument ID (2): E3  
 GC Column(1): CLPPest ID: 0.53 (mm) GC Column(2): CLPPestII ID: 0.53 (MM)

ANALYTE	PEAK	RT	RT WINDOW		CONCENTRATION		%D
			FROM	TO	PEAK	MEAN	
Aroclor-1248	1	4.680	4.603	4.743	558.4217	555.958392	
	2	5.275	5.197	5.337	537.4103		
	3	5.466	5.389	5.529	572.0432		
	4						
	5						
COLUMN 1	1	5.670	5.597	5.737	554.6443	549.877815	1.1
	2	5.997	5.922	6.062	544.5781		
	3	6.261	6.188	6.328	550.4110		
	4						
	5						
COLUMN 2	1	5.867	5.791	5.931	250.9900	231.398101	
	2	6.167	6.090	6.230	251.6168		
	3	6.694	6.615	6.755	191.5875		
	4						
	5						
Aroclor-1254	1	6.213	6.127	6.267	297.0279	258.706381	11.8
	2	6.753	6.680	6.820	239.4411		
	3	7.032	6.956	7.096	239.6501		
	4						
	5						
COLUMN 1	1	6.394	6.296	6.436	412.1414	186.199258	
	2	7.510	7.434	7.574	69.2315		
	3	7.874	7.799	7.939	77.2248		
	4						
	5						
COLUMN 2	1	7.720	7.649	7.789	193.7055	115.043004	61.9
	2	8.582	8.507	8.647	73.1928		
	3	9.092	9.020	9.160	78.2307		
	4						
	5						
Aroclor-1260	1	7.720	7.649	7.789	193.7055	115.043004	61.9
	2	8.582	8.507	8.647	73.1928		
	3	9.092	9.020	9.160	78.2307		
	4						
	5						

At least 3 peaks for each column are required for identification of multicomponent analytes

PRELIMINARY

10C - FORM X ARO  
 IDENTIFICATION SUMMARY  
 FOR MULTICOMPONENT ANALYTES

EPA SAMPLE NO.

E3NC9

Lab Name: MITKEM LABORATORIES Contract: EP-W-05-030  
 Lab Code: MITKEM Case No.: 38897 Mod. Ref No.: SDG No.: E3NB0  
 Lab Sample ID: H1594-20A Date(s) Analyzed: 08/24/2009 08/24/2009  
 Instrument ID (1): E3 Instrument ID (2): E3  
 GC Column(1): CLPPest ID: 0.53 (mm) GC Column(2): CLPPestII ID: 0.53 (MM)

ANALYTE	PEAK	RT	RT WINDOW		CONCENTRATION		%D
			FROM	TO	PEAK	MEAN	
Aroclor-1248	1	4.682	4.603	4.743	155.5356	145.137324	
	2	5.277	5.197	5.337	135.6896		
COLUMN 1	3	5.468	5.389	5.529	144.1868		
	4						
	5						
COLUMN 2	1	5.673	5.597	5.737	133.8432	134.326644	8.0
	2	6.000	5.922	6.062	140.3558		
	3	6.263	6.188	6.328	128.7809		
	4						
	5						
Aroclor-1254	1	5.867	5.791	5.931	56.1145	52.891807	
	2	6.168	6.090	6.230	59.4791		
COLUMN 1	3	6.694	6.615	6.755	43.0818		
	4						
	5						
COLUMN 2	1	6.216	6.127	6.267	75.0315	58.256526	10.1
	2	6.755	6.680	6.820	50.5177		
	3	7.032	6.956	7.096	49.2204		
	4						
	5						

At least 3 peaks for each column are required for identification of multicomponent analytes

PRELIMINARY





Contract Laboratory Program

### Sample Delivery Group (SDG)

### Cover Sheet

SDG Number E3NB0

Laboratory Name	<u>Mitkem Laboratories</u>	Lab Code	<u>MITKEM</u>
Contract No.	<u>EP-W-05-030</u>	Case No.	<u>38897</u>
Analysis Price	<u>\$437</u>	SDG Turnaround	<u>21 days with PR</u>

#### EPA Sample Numbers in SDG (Listed in Numerical Order)

01) E3NB0	08) E3NB7	15) E3NC2	22) E3NC9
02) E3NB1	09) E3NB7MS	16) E3NC3	
03) E3NB2	10) E3NB7MSD	17) E3NC4	
04) E3NB3	11) E3NB8	18) E3NC5	
05) E3NB4	12) E3NB9	19) E3NC6	
06) E3NB5	13) E3NC0	20) E3NC7	
07) E3NB6	14) E3NC1	21) E3NC8	

First Sample in SDG

E3NB0

Last Sample in SDG

E3NC9

First Sample Receipt Date

08/20/2009

Last Sample Receipt Date

08/20/2009

**Note:** There are a maximum of 20 field samples [excluding Performance Evaluation (PE) samples in an SDG. Attach the TR/COC Records to this form in alphanumeric order (the order listed above on this form).

Signature

*Agnes R. Huntley*  
new 8/21/09

Date

08/21/2009

Modified Analysis

1760.0



# USEPA Contract Laboratory Program Organic Traffic Report & Chain of Custody Record

Case No:	38897
DAS No:	09CK15
SDG No:	E3N180
<b>For Lab Use Only</b>	
Lab Contract No:	EP-W-05-030
Unit Price:	\$ 437
Transfer To:	-
Lab Contract No:	-
Unit Price:	-

Date Shipped: 8/19/2009		Sampler Signature:	
Carrier Name: FedEx		Received By:	
Airbill: 8638 3300 6400		(Date / Time)	
Shipped to: Spectrum Analytical		8/19/2009 @ 1825	
175 Metro Center Blvd.		8/20/09 9:10	
Warwick RI 02886			
(401) 732-3400			

ORGANIC SAMPLE No.	MATRIX/ SAMPLER	CONC/ TYPE	ANALYSIS/ TURNAROUND	TAG No./ PRESERVATIVE/ Bottles	STATION LOCATION	SAMPLE COLLECT DATE/TIME	FOR LAB USE ONLY SAMPLE No.
01 E3NA9	Soil/Sediment/ Greene,	L/G	PAHs (21), PCBs (sed) (21)	5C-96651 (Ice Only), 5C-96652 (Ice Only) (2)	KK-SD023-A	S: 8/18/2009 13:20	INORGANIC SAMPLE No.
02 E3NB0	Raddeman Hodach, Unger, Shekoski	L/G	PAHs (21), PCBs (sed) (21)	5C-96653 (Ice Only), 5C-96654 (Ice Only) (2)	KK-SD023-B	S: 8/18/2009 13:22	Sample Condition On Receipt
03 E3NB1	Raddeman Hodach, Unger, Shekoski	L/G	PAHs (21), PCBs (sed) (21)	5C-96655 (Ice Only), 5C-96656 (Ice Only) (2)	KK-SD023-C1	S: 8/18/2009 13:24	
03 E3NB2	Raddeman Hodach, Unger, Shekoski	L/G	PAHs (21), PCBs (sed) (21)	5C-96657 (Ice Only), 5C-96658 (Ice Only) (2)	KK-SD023-C2	S: 8/18/2009 13:26	
04 E3NB3	Raddeman Hodach, Unger, Shekoski	L/G	PAHs (21), PCBs (sed) (21)	5C-96659 (Ice Only), 5C-96660 (Ice Only) (2)	KK-SD023-C3	S: 8/18/2009 13:28	
05 E3NB4	Raddeman Hodach, Unger, Shekoski	L/G	PAHs (21), PCBs (sed) (21)	5C-96661 (Ice Only), 5C-96662 (Ice Only) (2)	KK-SD023-N	S: 8/18/2009 13:30	

**COPY**  
Original Documents Are Included in CSF E3N40  
Date: 8/24/09  
Signed: 8/24/09

OK → OK

Shipment for Case Complete? N	Sample(s) to be used for laboratory QC: E3NB7	Additional Sampler Signature(s): 	Cooler Temperature Upon Receipt: 12C	Chain of Custody Seal Number: 105465, 105466
Analysis Key: PAHs = PAHs, PCBs (sed) = PCBs (sed)	Concentration: L = Low, M = Low/Medium, H = High	Type/Designate: Composite = C, Grab = G	Custody Seal Intact? <input checked="" type="checkbox"/>	Shipment Iced? <input checked="" type="checkbox"/>



**USEPA Contract Laboratory Program  
Organic Traffic Report & Chain of Custody Record**

Case No: **38897**  
DAS No: **09CK15**  
SDG No: **E3NB0**

**For Lab Use Only**  
Lab Contract No: **EP-W-05-03D**  
Unit Price: **\$ 437**  
Transfer To: **-**  
Lab Contract No: **-**  
Unit Price: **-**

Chain of Custody Record		
Relinquished By	(Date / Time)	Sampler Signature: (Date / Time)
1	<i>[Signature]</i> 8/17/2009 @ 1825	<i>[Signature]</i> 8/18/2009 9:10
2		
3		
4		

Date Shipped: 8/19/2009  
Carrier Name: FedEx  
Airbill: 8638 3300 6400  
Shipped to: Spectrum Analytical  
175 Metro Center Blvd.  
Warwick RI 02886  
(401) 732-3400

ORGANIC SAMPLE No.	MATRIX/ SAMPLER	CONC/ TYPE	ANALYSIS/ TURNAROUND	TAG No./ PRESERVATIVE/ Bottles	STATION LOCATION	SAMPLE DATE/TIME	FOR LAB USE ONLY Sample Condition On Receipt
06 E3NB5	Soil/Sediment/ Greene, Raddeman Hodach, Unger, Shekoski	L/G	PAHs (21), PCBs (sed) (21)	5C-96663 (Ice Only), 5C-96664 (Ice Only) (2)	KK-SD024-A	8/18/2009 14:40	OK
07 E3NB6	Soil/Sediment/ Greene, Raddeman Hodach, Unger, Shekoski	L/G	PAHs (21), PCBs (sed) (21)	5C-96665 (Ice Only), 5C-96666 (Ice Only) (2)	KK-SD024-B	8/18/2009 14:42	
08 E3NB7	Soil/Sediment/ Greene, Raddeman Hodach, Unger, Shekoski	L/G	PAHs (21), PCBs (sed) (21)	5C-96667 (Ice Only), 5C-96668 (Ice Only) (2)	KK-SD024-C1	8/18/2009 14:44	
09 E3NB8	Soil/Sediment/ Greene, Raddeman Hodach, Unger, Shekoski	L/G	PAHs (21), PCBs (sed) (21)	5C-96669 (Ice Only), 5C-96670 (Ice Only) (2)	KK-SD024-C1FD	8/18/2009 14:48	
10 E3NB9	Soil/Sediment/ Greene, Raddeman Hodach, Unger, Shekoski	L/G	PAHs (21), PCBs (sed) (21)	5C-96671 (Ice Only), 5C-96672 (Ice Only) (2)	KK-SD024-C2	8/18/2009 14:50	
11 E3NC0	Soil/Sediment/ Greene, Raddeman Hodach, Unger, Shekoski	L/G	PAHs (21), PCBs (sed) (21)	5C-96673 (Ice Only), 5C-96674 (Ice Only) (2)	KK-SD024-C3	8/18/2009 14:46	OK

Shipment for Case Complete?N	Sample(s) to be used for laboratory QC: E3NB7	Additional Sampler Signature(s):	Cooler Temperature Upon Receipt: 18.2	Chain of Custody Seal Number: 105465, 105466
Analysis Key: PAHs = PAHs, PCBs (sed) = PCBs (sed)	Concentration: L = Low, M = Low/Medium, H = High	Type/Designate: Composite = C, Grab = G	Custody Seal Intact? <input checked="" type="checkbox"/>	Shipment Intact? <input checked="" type="checkbox"/>



**USEPA Contract Laboratory Program  
Organic Traffic Report & Chain of Custody Record**

Case No: **38897**  
DAS No: **09CK15**  
SDG No: **E3NBD**

**L**

Date Shipped: 8/19/2009		Sampler Signature: <i>[Signature]</i>	
Carrier Name: FedEx		Received By (Date / Time): <i>[Signature]</i>	
Airbill: 8638 3300 6400		Date / Time: 8/18/2009 9:10	
Shipped to: Spectrum Analytical 175 Metro Center Blvd. Warwick RI 02886 (401) 732-3400		Unit Price: \$ 437	
Lab Contract No: EP-W-DS-03D		Transfer To: -	
Lab Contract No: -		Lab Contract No: -	
Unit Price: -		Unit Price: -	

ORGANIC SAMPLE No.	MATRIX/ SAMPLER	CONC/ TYPE	ANALYSIS/ TURNAROUND	TAG No./ PRESERVATIVE/ Bottles	STATION LOCATION	SAMPLE DATE/TIME	FOR LAB USE ONLY Sample Condition On Receipt
12 E3NC1	Soil/Sediment/ Greene, Raddeman Hodach, Unger, Shekoski	L/G	PAHs (21), PCBs (sed) (21)	5C-96675 (Ice Only), 5C-96676 (Ice Only) (2)	KK-SD024-N	S: 8/18/2009 14:52	OK
13 E3NC2	Soil/Sediment/ Greene, Raddeman Hodach, Unger, Shekoski	L/G	PAHs (21), PCBs (sed) (21)	5C-96677 (Ice Only), 5C-96678 (Ice Only) (2)	KK-SD025-A	S: 8/18/2009 15:45	
14 E3NC3	Soil/Sediment/ Greene, Raddeman Hodach, Unger, Shekoski	L/G	PAHs (21), PCBs (sed) (21)	5C-96679 (Ice Only), 5C-96680 (Ice Only) (2)	KK-SD025-B	S: 8/18/2009 15:47	
15 E3NC4	Soil/Sediment/ Greene, Raddeman Hodach, Unger, Shekoski	L/G	PAHs (21), PCBs (sed) (21)	5C-96681 (Ice Only), 5C-96682 (Ice Only) (2)	KK-SD025-C1	S: 8/18/2009 15:49	
16 E3NC5	Soil/Sediment/ Greene, Raddeman Hodach, Unger, Shekoski	L/G	PAHs (21), PCBs (sed) (21)	5C-96683 (Ice Only), 5C-96684 (Ice Only) (2)	KK-SD025-C2	S: 8/18/2009 15:51	
17 E3NC6	Soil/Sediment/ Greene, Raddeman Hodach, Unger, Shekoski	L/G	PAHs (21), PCBs (sed) (21)	5C-96685 (Ice Only), 5C-96686 (Ice Only) (2)	KK-SD025-C3	S: 8/18/2009 15:53	OK

Shipment for Case Complete?N	Sample(s) to be used for laboratory QC: E3NB7	Additional Sampler Signature(s):	Cooler Temperature Upon Receipt: 12°C	Chain of Custody Seal Number: 105465, 105466
Analysis Key: PAHs = PAHs, PCBs (sed) = PCBs (sed)	Concentration: L = Low, M = Low/Medium, H = High	Type/Designate: Composite = C, Grab = G	Custody Seal Intact? <input checked="" type="checkbox"/>	Shipment lead? <i>7</i>



**USEPA Contract Laboratory Program  
Organic Traffic Report & Chain of Custody Record**

Case No: **38897**  
 DAS No: **09CK15**  
 SDG No: **E3NB0**

**L**

**Chain of Custody Record**

Relinquished By	(Date / Time)	Sampler Signature	Received By	(Date / Time)
1	8/19/2009 18:25	<i>[Signature]</i>	<i>[Signature]</i>	8/19/2009 9:10
2				
3				
4				

Date Shipped: **8/19/2009**  
 Carrier Name: **FedEx**  
 Airbill: **8638 3300 6400**  
 Shipped to: **Spectrum Analytical  
175 Metro Center Blvd.  
Warwick RI 02886  
(401) 732-3400**

**ORGANIC SAMPLE No.** **E3NC7** **Matrix/Sampler** **Soil/Sediment/Greene, Raddeman, Hodach, Unger, Shekoski**

**CONC/TYPE** **L/G**

**ANALYSIS/TURNAROUND** **PAHs (21), PCBs (sed) (21)**

**TAG No./PRESERVATIVE/ Bottles** **5C-96687 (Ice Only), 5C-96688 (Ice Only) (2)**

**STATION LOCATION** **KK-SD025-N**

**SAMPLE COLLECT DATE/TIME** **8/18/2009 15:55**

**FOR LAB USE ONLY** **INORGANIC SAMPLE No.** **OK**

**Sample Condition On Receipt**

<b>Shipment for Case Complete?</b> E3NB7	<b>Sample(s) to be used for laboratory QC:</b>	<b>Additional Sampler Signature(s):</b>	<b>Cooler Temperature Upon Receipt:</b> 12.C	<b>Chain of Custody Seal Number:</b> 105465, 105466
<b>Analysis Key:</b> PAHs = PAHs, PCBs (sed) = PCBs (sed)	<b>Concentration:</b> L = Low, M = Low/Medium, H = High	<b>Type/Designate:</b> Composite = C, Grab = G	<b>Custody Seal Intact?</b> <input checked="" type="checkbox"/>	<b>Shipment Iced?</b> <input checked="" type="checkbox"/>



# USEPA Contract Laboratory Program Organic Traffic Report & Chain of Custody Record

Case No: 38897  
DAS No: 09CK15  
SDG No: E3NBO

**L**

Date Shipped: 8/19/2009		Sampler Signature: <i>[Signature]</i>	
Carrier Name: FedEx		Received By: <i>[Signature]</i>	
Airbill: 8638 3300 6400		(Date / Time)	
Shipped to: Spectrum Analytical 175 Metro Center Blvd. Warwick RI 02886 (401) 732-3400		9/10 11/10	
1 <i>[Signature]</i> 8/19/2007 @ 1835			
2 <i>[Signature]</i>			
3 <i>[Signature]</i>			
4 <i>[Signature]</i>			

### Chain of Custody Record

Lab Contract No: EP-W-05-03D  
Unit Price: \$437  
Transfer To: -  
Lab Contract No: -  
Unit Price: -

FOR LAB USE ONLY  
Sample Condition On Receipt

ORGANIC SAMPLE No.	MATRIX/ SAMPLER	CONC/ TYPE	ANALYSIS/ TURNAROUND	TAG No./ PRESERVATIVE/ Bottles	STATION LOCATION	SAMPLE COLLECT DATE/TIME	INORGANIC SAMPLE No.
19 E3NC8	Soil/Sediment/ Greene, Raddeman Hodach, Unger, Shekoski	L/G	PAHs (21), PCBs (sed) (21)	5C-96689 (Ice Only), 5C-96690 (Ice Only) (2)	KK-SD033-A	S: 8/19/2009 11:20	OK
20 E3NC9	Soil/Sediment/ Greene, Raddeman Hodach, Unger, Shekoski	L/G	PAHs (21), PCBs (sed) (21)	5C-96691 (Ice Only), 5C-96692 (Ice Only) (2)	KK-SD033-B	S: 8/19/2009 11:22	OK
E3ND0	Soil/Sediment/ Greene, Raddeman Hodach, Unger, Shekoski	L/G	PAHs (21), PCBs (sed) (21)	5C-96693 (Ice Only), 5C-96694 (Ice Only) (2)	KK-SD033-C1	S: 8/19/2009 11:22	
E3ND1	Soil/Sediment/ Greene, Raddeman Hodach, Unger, Shekoski	L/G	PAHs (21), PCBs (sed) (21)	5C-96695 (Ice Only), 5C-96696 (Ice Only) (2)	KK-SD033-C2	S: 8/19/2009 11:26	
E3ND2	Soil/Sediment/ Greene, Raddeman Hodach, Unger, Shekoski	L/G	PAHs (21), PCBs (sed) (21)	5C-96697 (Ice Only), 5C-96698 (Ice Only) (2)	KK-SD033-C2FD	S: 8/19/2009 11:28	
E3ND3	Soil/Sediment/ Greene, Raddeman Hodach, Unger, Shekoski	L/G	PAHs (21), PCBs (sed) (21)	5C-96699 (Ice Only), 5C-96700 (Ice Only) (2)	KK-SD033-C3	S: 8/19/2009 11:30	

SDG Final Sample

Shipment for Case Complete?N	E3ND5	Sample(s) to be used for laboratory QC:	Additional Sampler Signature(s):	Cooler Temperature Upon Receipt: 9°C	Chain of Custody Seal Number: 105467, 105468
Analysis Key: PAHs = PAHs, PCBs (sed) = PCBs (sed)	Concentration: L = Low, M = Low/Medium, H = High	Type/Designate: Composite = C, Grab = G		Custody Seal Intact? <input checked="" type="checkbox"/>	Shipment Iced? <input checked="" type="checkbox"/>

**LABORATORY COPY**

1D - FORM I SV-1  
SEMIVOLATILE ORGANICS ANALYSIS DATA SHEET

EPA SAMPLE NO.

E3NB0

Lab Name: MITKEM LABORATORIES Contract: EP-W-05-030  
 Lab Code: MITKEM Case No.: 38897 Mod. Ref No.: 1760.0 SDG No.: E3NB0  
 Matrix: (SOIL/SED/WATER) SOIL Lab Sample ID: H1594-01A  
 Sample wt/vol: 30.2 (g/mL) G Lab File ID: S4D5295.D  
 Level: (LOW/MED) LOW Extraction: (Type) SONC  
 % Moisture: 42 Decanted: (Y/N) N Date Received: 08/20/2009  
 Concentrated Extract Volume: 500 (uL) Date Extracted: 08/20/2009  
 Injection Volume: 2.0 (uL) GPC Factor: 2.00 Date Analyzed: 08/21/2009  
 GPC Cleanup: (Y/N) Y pH: 7.5 Dilution Factor: 1.0

CAS NO.	COMPOUND	CONCENTRATION UNITS:		Q
		(ug/L or ug/Kg)	UG/KG	
91-20-3	Naphthalene		570	
91-57-6	2-Methylnaphthalene		450	
208-96-8	Acenaphthylene		500	
83-32-9	Acenaphthene		1000	

PRELIMINARY

1E - FORM I SV-2  
SEMIVOLATILE ORGANICS ANALYSIS DATA SHEET

EPA SAMPLE NO.

E3NB0

Lab Name: MITKEM LABORATORIES Contract: EP-W-05-030  
 Lab Code: MITKEM Case No.: 38897 Mod. Ref No.: 1760.0 SDG No.: E3NB0  
 Matrix: (SOIL/SED/WATER) SOIL Lab Sample ID: H1594-01A  
 Sample wt/vol: 30.2 (g/mL) G Lab File ID: S4D5295.D  
 Level: (LOW/MED) LOW Extraction: (Type) SONC  
 % Moisture: 42 Decanted: (Y/N) N Date Received: 08/20/2009  
 Concentrated Extract Volume: 500 (uL) Date Extracted: 08/20/2009  
 Injection Volume: 2.0 (uL) GPC Factor: 2.00 Date Analyzed: 08/21/2009  
 GPC Cleanup: (Y/N) Y pH: 7.5 Dilution Factor: 1.0

CAS NO.	COMPOUND	CONCENTRATION UNITS:		Q
		(ug/L or ug/Kg)	UG/KG	
86-73-7	Fluorene		1500	
85-01-8	Phenanthrene		9600	E
120-12-7	Anthracene		2300	
206-44-0	Fluoranthene		14000	E
129-00-0	Pyrene		9800	E
56-55-3	Benzo(a)anthracene		6300	E
218-01-9	Chrysene		8700	E
205-99-2	Benzo(b)fluoranthene		8200	E
207-08-9	Benzo(k)fluoranthene		5200	E
50-32-8	Benzo(a)pyrene		7600	E
193-39-5	Indeno(1,2,3-cd)pyrene		4600	E
53-70-3	Dibenzo(a,h)anthracene		2000	
191-24-2	Benzo(g,h,i)perylene		4500	

(1) Cannot be separated from Diphenylamine

PRELIMINARY



1D - FORM I SV-1  
SEMIVOLATILE ORGANICS ANALYSIS DATA SHEET

EPA SAMPLE NO.

E3NB1

Lab Name: MITKEM LABORATORIES Contract: EP-W-05-030  
 Lab Code: MITKEM Case No.: 38897 Mod. Ref No.: 1760.0 SDG No.: E3NB0  
 Matrix: (SOIL/SED/WATER) SOIL Lab Sample ID: H1594-02A  
 Sample wt/vol: 30.3 (g/mL) G Lab File ID: S4D5296.D  
 Level: (LOW/MED) LOW Extraction: (Type) SONC  
 % Moisture: 40 Decanted: (Y/N) N Date Received: 08/20/2009  
 Concentrated Extract Volume: 500 (uL) Date Extracted: 08/20/2009  
 Injection Volume: 2.0 (uL) GPC Factor: 2.00 Date Analyzed: 08/21/2009  
 GPC Cleanup: (Y/N) Y pH: 7.6 Dilution Factor: 1.0

CAS NO.	COMPOUND	CONCENTRATION UNITS:		Q
		(ug/L or ug/Kg)	UG/KG	
91-20-3	Naphthalene		470	
91-57-6	2-Methylnaphthalene		340	
208-96-8	Acenaphthylene		360	
83-32-9	Acenaphthene		1000	

**PRELIMINARY**

1E - FORM I SV-2  
SEMIVOLATILE ORGANICS ANALYSIS DATA SHEET

EPA SAMPLE NO.

E3NB1

Lab Name: MITKEM LABORATORIES Contract: EP-W-05-030  
 Lab Code: MITKEM Case No.: 38897 Mod. Ref No.: 1760.0 SDG No.: E3NB0  
 Matrix: (SOIL/SED/WATER) SOIL Lab Sample ID: H1594-02A  
 Sample wt/vol: 30.3 (g/mL) G Lab File ID: S4D5296.D  
 Level: (LOW/MED) LOW Extraction: (Type) SONC  
 % Moisture: 40 Decanted: (Y/N) N Date Received: 08/20/2009  
 Concentrated Extract Volume: 500 (uL) Date Extracted: 08/20/2009  
 Injection Volume: 2.0 (uL) GPC Factor: 2.00 Date Analyzed: 08/21/2009  
 GPC Cleanup: (Y/N) Y pH: 7.6 Dilution Factor: 1.0

CAS NO.	COMPOUND	CONCENTRATION UNITS:		Q
		(ug/L or ug/Kg)	UG/KG	
86-73-7	Fluorene		1600	
85-01-8	Phenanthrene		9100	E
120-12-7	Anthracene		2300	
206-44-0	Fluoranthene		12000	E
129-00-0	Pyrene		8300	E
56-55-3	Benzo(a)anthracene		5700	E
218-01-9	Chrysene		8000	E
205-99-2	Benzo(b)fluoranthene		7500	E
207-08-9	Benzo(k)fluoranthene		4400	E
50-32-8	Benzo(a)pyrene		6700	E
193-39-5	Indeno(1,2,3-cd)pyrene		3900	
53-70-3	Dibenzo(a,h)anthracene		1900	
191-24-2	Benzo(g,h,i)perylene		3600	

(1) Cannot be separated from Diphenylamine

PRELIMINARY

1D - FORM I SV-1  
SEMIVOLATILE ORGANICS ANALYSIS DATA SHEET

EPA SAMPLE NO.

E3NB2

Lab Name: MITKEM LABORATORIES Contract: EP-W-05-030  
 Lab Code: MITKEM Case No.: 38897 Mod. Ref No.: 1760.0 SDG No.: E3NB0  
 Matrix: (SOIL/SED/WATER) SOIL Lab Sample ID: H1594-03A  
 Sample wt/vol: 30.2 (g/mL) G Lab File ID: S4D5297.D  
 Level: (LOW/MED) LOW Extraction: (Type) SONC  
 % Moisture: 39 Decanted: (Y/N) N Date Received: 08/20/2009  
 Concentrated Extract Volume: 500 (uL) Date Extracted: 08/20/2009  
 Injection Volume: 2.0 (uL) GPC Factor: 2.00 Date Analyzed: 08/21/2009  
 GPC Cleanup: (Y/N) Y pH: 7.7 Dilution Factor: 1.0

CAS NO.	COMPOUND	CONCENTRATION UNITS:		Q
		(ug/L or ug/Kg)	UG/KG	
91-20-3	Naphthalene		740	
91-57-6	2-Methylnaphthalene		480	
208-96-8	Acenaphthylene		420	
83-32-9	Acenaphthene		1600	

**PRELIMINARY**

1E - FORM I SV-2  
SEMIVOLATILE ORGANICS ANALYSIS DATA SHEET

EPA SAMPLE NO.

E3NB2

Lab Name: MITKEM LABORATORIES Contract: EP-W-05-030  
 Lab Code: MITKEM Case No.: 38897 Mod. Ref No.: 1760.0 SDG No.: E3NB0  
 Matrix: (SOIL/SED/WATER) SOIL Lab Sample ID: H1594-03A  
 Sample wt/vol: 30.2 (g/mL) G Lab File ID: S4D5297.D  
 Level: (LOW/MED) LOW Extraction: (Type) SONC  
 % Moisture: 39 Decanted: (Y/N) N Date Received: 08/20/2009  
 Concentrated Extract Volume: 500 (uL) Date Extracted: 08/20/2009  
 Injection Volume: 2.0 (uL) GPC Factor: 2.00 Date Analyzed: 08/21/2009  
 GPC Cleanup: (Y/N) Y pH: 7.7 Dilution Factor: 1.0

CAS NO.	COMPOUND	CONCENTRATION UNITS:	
		UG/KG	Q
86-73-7	Fluorene	2300	
85-01-8	Phenanthrene	12000	E
120-12-7	Anthracene	3300	
206-44-0	Fluoranthene	14000	E
129-00-0	Pyrene	9800	E
56-55-3	Benzo(a)anthracene	7100	E
218-01-9	Chrysene	8900	E
205-99-2	Benzo(b)fluoranthene	8200	E
207-08-9	Benzo(k)fluoranthene	6100	E
50-32-8	Benzo(a)pyrene	8000	E
193-39-5	Indeno(1,2,3-cd)pyrene	4700	E
53-70-3	Dibenzo(a,h)anthracene	2300	
191-24-2	Benzo(g,h,i)perylene	4200	

(1) Cannot be separated from Diphenylamine

PRELIMINARY

1D - FORM I SV-1  
SEMIVOLATILE ORGANICS ANALYSIS DATA SHEET

EPA SAMPLE NO.

E3NB3

Lab Name: MITKEM LABORATORIES Contract: EP-W-05-030  
 Lab Code: MITKEM Case No.: 38897 Mod. Ref No.: 1760.0 SDG No.: E3NB0  
 Matrix: (SOIL/SED/WATER) SOIL Lab Sample ID: H1594-04A  
 Sample wt/vol: 30.2 (g/mL) G Lab File ID: S4D5298.D  
 Level: (LOW/MED) LOW Extraction: (Type) SONC  
 % Moisture: 37 Decanted: (Y/N) N Date Received: 08/20/2009  
 Concentrated Extract Volume: 500 (uL) Date Extracted: 08/20/2009  
 Injection Volume: 2.0 (uL) GPC Factor: 2.00 Date Analyzed: 08/21/2009  
 GPC Cleanup: (Y/N) Y pH: 7.7 Dilution Factor: 1.0

CAS NO.	COMPOUND	CONCENTRATION UNITS:		Q
		(ug/L or ug/Kg)	UG/KG	
91-20-3	Naphthalene		830	
91-57-6	2-Methylnaphthalene		630	
208-96-8	Acenaphthylene		560	
83-32-9	Acenaphthene		1700	

PRELIMINARY

1E - FORM I SV-2  
SEMIVOLATILE ORGANICS ANALYSIS DATA SHEET

EPA SAMPLE NO.

E3NB3

Lab Name: MITKEM LABORATORIES Contract: EP-W-05-030  
 Lab Code: MITKEM Case No.: 38897 Mod. Ref No.: 1760.0 SDG No.: E3NB0  
 Matrix: (SOIL/SED/WATER) SOIL Lab Sample ID: H1594-04A  
 Sample wt/vol: 30.2 (g/mL) G Lab File ID: S4D5298.D  
 Level: (LOW/MED) LOW Extraction: (Type) SONC  
 % Moisture: 37 Decanted: (Y/N) N Date Received: 08/20/2009  
 Concentrated Extract Volume: 500 (uL) Date Extracted: 08/20/2009  
 Injection Volume: 2.0 (uL) GPC Factor: 2.00 Date Analyzed: 08/21/2009  
 GPC Cleanup: (Y/N) Y pH: 7.7 Dilution Factor: 1.0

CAS NO.	COMPOUND	CONCENTRATION UNITS:	
		UG/KG	Q
86-73-7	Fluorene	2400	
85-01-8	Phenanthrene	11000	E
120-12-7	Anthracene	3500	
206-44-0	Fluoranthene	13000	E
129-00-0	Pyrene	9000	E
56-55-3	Benzo(a)anthracene	7200	E
218-01-9	Chrysene	7200	E
205-99-2	Benzo(b)fluoranthene	7500	E
207-08-9	Benzo(k)fluoranthene	4900	E
50-32-8	Benzo(a)pyrene	7000	E
193-39-5	Indeno(1,2,3-cd)pyrene	4300	E
53-70-3	Dibenzo(a,h)anthracene	2100	
191-24-2	Benzo(g,h,i)perylene	4100	

(1) Cannot be separated from Diphenylamine

PRELIMINARY

1D - FORM I SV-1  
SEMIVOLATILE ORGANICS ANALYSIS DATA SHEET

EPA SAMPLE NO.

E3NB4

Lab Name: MITKEM LABORATORIES Contract: EP-W-05-030  
 Lab Code: MITKEM Case No.: 38897 Mod. Ref No.: 1760.0 SDG No.: E3NB0  
 Matrix: (SOIL/SED/WATER) SOIL Lab Sample ID: H1594-05A  
 Sample wt/vol: 30.3 (g/mL) G Lab File ID: S4D5294.D  
 Level: (LOW/MED) LOW Extraction: (Type) SONC  
 % Moisture: 28 Decanted: (Y/N) N Date Received: 08/20/2009  
 Concentrated Extract Volume: 500 (uL) Date Extracted: 08/20/2009  
 Injection Volume: 2.0 (uL) GPC Factor: 2.00 Date Analyzed: 08/21/2009  
 GPC Cleanup: (Y/N) Y pH: 7.7 Dilution Factor: 1.0

CAS NO.	COMPOUND	CONCENTRATION UNITS:		Q
		(ug/L or ug/Kg)	UG/KG	
91-20-3	Naphthalene		230	U
91-57-6	2-Methylnaphthalene		230	U
208-96-8	Acenaphthylene		230	U
83-32-9	Acenaphthene		230	U

PRELIMINARY

1E - FORM I SV-2  
SEMIVOLATILE ORGANICS ANALYSIS DATA SHEET

EPA SAMPLE NO.

E3NB4

Lab Name: MITKEM LABORATORIES Contract: EP-W-05-030  
 Lab Code: MITKEM Case No.: 38897 Mod. Ref No.: 1760.0 SDG No.: E3NB0  
 Matrix: (SOIL/SED/WATER) SOIL Lab Sample ID: H1594-05A  
 Sample wt/vol: 30.3 (g/mL) G Lab File ID: S4D5294.D  
 Level: (LOW/MED) LOW Extraction: (Type) SONC  
 % Moisture: 28 Decanted: (Y/N) N Date Received: 08/20/2009  
 Concentrated Extract Volume: 500 (uL) Date Extracted: 08/20/2009  
 Injection Volume: 2.0 (uL) GPC Factor: 2.00 Date Analyzed: 08/21/2009  
 GPC Cleanup: (Y/N) Y pH: 7.7 Dilution Factor: 1.0

CAS NO.	COMPOUND	CONCENTRATION UNITS:	
		(ug/L or ug/Kg)	UG/KG
86-73-7	Fluorene	230	U
85-01-8	Phenanthrene	230	U
120-12-7	Anthracene	230	U
206-44-0	Fluoranthene	230	U
129-00-0	Pyrene	230	U
56-55-3	Benzo(a)anthracene	230	U
218-01-9	Chrysene	230	U
205-99-2	Benzo(b)fluoranthene	230	U
207-08-9	Benzo(k)fluoranthene	230	U
50-32-8	Benzo(a)pyrene	230	U
193-39-5	Indeno(1,2,3-cd)pyrene	230	U
53-70-3	Dibenzo(a,h)anthracene	230	U
191-24-2	Benzo(g,h,i)perylene	230	U

(1) Cannot be separated from Diphenylamine

PRELIMINARY



1D - FORM I SV-1  
SEMIVOLATILE ORGANICS ANALYSIS DATA SHEET

EPA SAMPLE NO.

E3NB5

Lab Name: MITKEM LABORATORIES Contract: EP-W-05-030  
 Lab Code: MITKEM Case No.: 38897 Mod. Ref No.: 1760.0 SDG No.: E3NB0  
 Matrix: (SOIL/SED/WATER) SOIL Lab Sample ID: H1594-06A  
 Sample wt/vol: 30.1 (g/mL) G Lab File ID: S4D5299.D  
 Level: (LOW/MED) LOW Extraction: (Type) SONC  
 % Moisture: 45 Decanted: (Y/N) N Date Received: 08/20/2009  
 Concentrated Extract Volume: 500 (uL) Date Extracted: 08/20/2009  
 Injection Volume: 2.0 (uL) GPC Factor: 2.00 Date Analyzed: 08/21/2009  
 GPC Cleanup: (Y/N) Y pH: 7.8 Dilution Factor: 1.0

CAS NO.	COMPOUND	CONCENTRATION UNITS:		Q
		(ug/L or ug/Kg)	UG/KG	
91-20-3	Naphthalene		570	
91-57-6	2-Methylnaphthalene		860	
208-96-8	Acenaphthylene		600	
83-32-9	Acenaphthene		1600	

PRELIMINARY

1E - FORM I SV-2  
SEMIVOLATILE ORGANICS ANALYSIS DATA SHEET

EPA SAMPLE NO.

E3NB5

Lab Name: MITKEM LABORATORIES Contract: EP-W-05-030  
 Lab Code: MITKEM Case No.: 38897 Mod. Ref No.: 1760.0 SDG No.: E3NB0  
 Matrix: (SOIL/SED/WATER) SOIL Lab Sample ID: H1594-06A  
 Sample wt/vol: 30.1 (g/mL) G Lab File ID: S4D5299.D  
 Level: (LOW/MED) LOW Extraction: (Type) SONC  
 % Moisture: 45 Decanted: (Y/N) N Date Received: 08/20/2009  
 Concentrated Extract Volume: 500 (uL) Date Extracted: 08/20/2009  
 Injection Volume: 2.0 (uL) GPC Factor: 2.00 Date Analyzed: 08/21/2009  
 GPC Cleanup: (Y/N) Y pH: 7.8 Dilution Factor: 1.0

CAS NO.	COMPOUND	CONCENTRATION UNITS:		Q
		(ug/L or ug/Kg)	UG/KG	
86-73-7	Fluorene		2900	
85-01-8	Phenanthrene		12000	E
120-12-7	Anthracene		4200	
206-44-0	Fluoranthene		15000	E
129-00-0	Pyrene		14000	E
56-55-3	Benzo(a)anthracene		8700	E
218-01-9	Chrysene		10000	E
205-99-2	Benzo(b)fluoranthene		10000	E
207-08-9	Benzo(k)fluoranthene		6500	E
50-32-8	Benzo(a)pyrene		8900	E
193-39-5	Indeno(1,2,3-cd)pyrene		6900	E
53-70-3	Dibenzo(a,h)anthracene		3400	
191-24-2	Benzo(g,h,i)perylene		6700	E

(1) Cannot be separated from Diphenylamine

PRELIMINARY

1D - FORM I SV-1  
SEMIVOLATILE ORGANICS ANALYSIS DATA SHEET

EPA SAMPLE NO.

E3NB6

Lab Name: MITKEM LABORATORIES Contract: EP-W-05-030  
 Lab Code: MITKEM Case No.: 38897 Mod. Ref No.: 1760.0 SDG No.: E3NB0  
 Matrix: (SOIL/SED/WATER) SOIL Lab Sample ID: H1594-07A  
 Sample wt/vol: 30.2 (g/mL) G Lab File ID: S4D5300.D  
 Level: (LOW/MED) LOW Extraction: (Type) SONC  
 % Moisture: 40 Decanted: (Y/N) N Date Received: 08/20/2009  
 Concentrated Extract Volume: 500 (uL) Date Extracted: 08/20/2009  
 Injection Volume: 2.0 (uL) GPC Factor: 2.00 Date Analyzed: 08/21/2009  
 GPC Cleanup: (Y/N) Y pH: 7.7 Dilution Factor: 1.0

CAS NO.	COMPOUND	CONCENTRATION UNITS:	
		(ug/L or ug/Kg)	UG/KG
91-20-3	Naphthalene		300
91-57-6	2-Methylnaphthalene		500
208-96-8	Acenaphthylene		580
83-32-9	Acenaphthene		1300

PRELIMINARY

1E - FORM I SV-2  
SEMIVOLATILE ORGANICS ANALYSIS DATA SHEET

EPA SAMPLE NO.

E3NB6

Lab Name: MITKEM LABORATORIES Contract: EP-W-05-030  
 Lab Code: MITKEM Case No.: 38897 Mod. Ref No.: 1760.0 SDG No.: E3NB0  
 Matrix: (SOIL/SED/WATER) SOIL Lab Sample ID: H1594-07A  
 Sample wt/vol: 30.2 (g/mL) G Lab File ID: S4D5300.D  
 Level: (LOW/MED) LOW Extraction: (Type) SONC  
 % Moisture: 40 Decanted: (Y/N) N Date Received: 08/20/2009  
 Concentrated Extract Volume: 500 (uL) Date Extracted: 08/20/2009  
 Injection Volume: 2.0 (uL) GPC Factor: 2.00 Date Analyzed: 08/21/2009  
 GPC Cleanup: (Y/N) Y pH: 7.7 Dilution Factor: 1.0

CAS NO.	COMPOUND	CONCENTRATION UNITS:	
		UG/KG	Q
86-73-7	Fluorene	2100	
85-01-8	Phenanthrene	11000	E
120-12-7	Anthracene	3600	
206-44-0	Fluoranthene	13000	E
129-00-0	Pyrene	14000	E
56-55-3	Benzo(a)anthracene	9700	E
218-01-9	Chrysene	9700	E
205-99-2	Benzo(b)fluoranthene	8300	E
207-08-9	Benzo(k)fluoranthene	7000	E
50-32-8	Benzo(a)pyrene	8300	E
193-39-5	Indeno(1,2,3-cd)pyrene	5900	E
53-70-3	Dibenzo(a,h)anthracene	2600	
191-24-2	Benzo(g,h,i)perylene	5600	E

(1) Cannot be separated from Diphenylamine

PRELIMINARY

1D - FORM I SV-1  
SEMIVOLATILE ORGANICS ANALYSIS DATA SHEET

EPA SAMPLE NO.

E3NB7

Lab Name: MITKEM LABORATORIES Contract: EP-W-05-030  
 Lab Code: MITKEM Case No.: 38897 Mod. Ref No.: 1760.0 SDG No.: E3NB0  
 Matrix: (SOIL/SED/WATER) SOIL Lab Sample ID: H1594-08A  
 Sample wt/vol: 30.1 (g/mL) G Lab File ID: S4D5301.D  
 Level: (LOW/MED) LOW Extraction: (Type) SONC  
 % Moisture: 39 Decanted: (Y/N) N Date Received: 08/20/2009  
 Concentrated Extract Volume: 500 (uL) Date Extracted: 08/20/2009  
 Injection Volume: 2.0 (uL) GPC Factor: 2.00 Date Analyzed: 08/21/2009  
 GPC Cleanup: (Y/N) Y pH: 7.6 Dilution Factor: 1.0

CAS NO.	COMPOUND	CONCENTRATION UNITS:		Q
		(ug/L or ug/Kg)	UG/KG	
91-20-3	Naphthalene		350	
91-57-6	2-Methylnaphthalene		460	
208-96-8	Acenaphthylene		460	
83-32-9	Acenaphthene		1200	

PRELIMINARY

1E - FORM I SV-2  
SEMIVOLATILE ORGANICS ANALYSIS DATA SHEET

EPA SAMPLE NO.

E3NB7

Lab Name: MITKEM LABORATORIES Contract: EP-W-05-030  
 Lab Code: MITKEM Case No.: 38897 Mod. Ref No.: 1760.0 SDG No.: E3NB0  
 Matrix: (SOIL/SED/WATER) SOIL Lab Sample ID: H1594-08A  
 Sample wt/vol: 30.1 (g/mL) G Lab File ID: S4D5301.D  
 Level: (LOW/MED) LOW Extraction: (Type) SONC  
 % Moisture: 39 Decanted: (Y/N) N Date Received: 08/20/2009  
 Concentrated Extract Volume: 500 (uL) Date Extracted: 08/20/2009  
 Injection Volume: 2.0 (uL) GPC Factor: 2.00 Date Analyzed: 08/21/2009  
 GPC Cleanup: (Y/N) Y pH: 7.6 Dilution Factor: 1.0

CAS NO.	COMPOUND	CONCENTRATION UNITS:		Q
		(ug/L or ug/Kg)	UG/KG	
86-73-7	Fluorene		2000	
85-01-8	Phenanthrene		9900	E
120-12-7	Anthracene		2900	
206-44-0	Fluoranthene		12000	E
129-00-0	Pyrene		9400	E
56-55-3	Benzo(a)anthracene		5900	E
218-01-9	Chrysene		8400	E
205-99-2	Benzo(b)fluoranthene		6700	E
207-08-9	Benzo(k)fluoranthene		3700	
50-32-8	Benzo(a)pyrene		6400	E
193-39-5	Indeno(1,2,3-cd)pyrene		4700	E
53-70-3	Dibenzo(a,h)anthracene		2100	
191-24-2	Benzo(g,h,i)perylene		4600	E

(1) Cannot be separated from Diphenylamine

PRELIMINARY

SOM01.2 (6/2007)

1D - FORM I SV-1  
SEMIVOLATILE ORGANICS ANALYSIS DATA SHEET

EPA SAMPLE NO.

E3NB7MS

Lab Name: MITKEM LABORATORIES Contract: EP-W-05-030  
 Lab Code: MITKEM Case No.: 38897 Mod. Ref No.: 1760.0 SDG No.: E3NB0  
 Matrix: (SOIL/SED/WATER) SOIL Lab Sample ID: H1594-08AMS  
 Sample wt/vol: 30.1 (g/mL) G Lab File ID: S4D5302.D  
 Level: (LOW/MED) LOW Extraction: (Type) SONC  
 % Moisture: 39 Decanted: (Y/N) N Date Received: 08/20/2009  
 Concentrated Extract Volume: 500 (uL) Date Extracted: 08/20/2009  
 Injection Volume: 2.0 (uL) GPC Factor: 2.00 Date Analyzed: 08/21/2009  
 GPC Cleanup: (Y/N) Y pH: 7.6 Dilution Factor: 1.0

CAS NO.	COMPOUND	CONCENTRATION UNITS:		Q
		(ug/L or ug/Kg)	UG/KG	
91-20-3	Naphthalene		240	J
91-57-6	2-Methylnaphthalene		420	
208-96-8	Acenaphthylene		400	
83-32-9	Acenaphthene		2400	

PRELIMINARY

1E - FORM I SV-2  
SEMIVOLATILE ORGANICS ANALYSIS DATA SHEET

EPA SAMPLE NO.

E3NB7MS

Lab Name: MITKEM LABORATORIES Contract: EP-W-05-030  
 Lab Code: MITKEM Case No.: 38897 Mod. Ref No.: 1760.0 SDG No.: E3NB0  
 Matrix: (SOIL/SED/WATER) SOIL Lab Sample ID: H1594-08AMS  
 Sample wt/vol: 30.1 (g/mL) G Lab File ID: S4D5302.D  
 Level: (LOW/MED) LOW Extraction: (Type) SONC  
 % Moisture: 39 Decanted: (Y/N) N Date Received: 08/20/2009  
 Concentrated Extract Volume: 500 (uL) Date Extracted: 08/20/2009  
 Injection Volume: 2.0 (uL) GPC Factor: 2.00 Date Analyzed: 08/21/2009  
 GPC Cleanup: (Y/N) Y pH: 7.6 Dilution Factor: 1.0

CAS NO.	COMPOUND	CONCENTRATION UNITS:	
		(ug/L or ug/Kg)	UG/KG
86-73-7	Fluorene		1600
85-01-8	Phenanthrene		9600
120-12-7	Anthracene		2600
206-44-0	Fluoranthene		14000
129-00-0	Pyrene		8900
56-55-3	Benzo(a)anthracene		6100
218-01-9	Chrysene		6600
205-99-2	Benzo(b)fluoranthene		7400
207-08-9	Benzo(k)fluoranthene		5300
50-32-8	Benzo(a)pyrene		6800
193-39-5	Indeno(1,2,3-cd)pyrene		4500
53-70-3	Dibenzo(a,h)anthracene		1900
191-24-2	Benzo(g,h,i)perylene		4700

(1) Cannot be separated from Diphenylamine

PRELIMINARY

SOM01.2 (6/2007)



1D - FORM I SV-1  
SEMIVOLATILE ORGANICS ANALYSIS DATA SHEET

EPA SAMPLE NO.

E3NB7MSD

Lab Name: MITKEM LABORATORIES Contract: EP-W-05-030  
 Lab Code: MITKEM Case No.: 38897 Mod. Ref No.: 1760.0 SDG No.: E3NB0  
 Matrix: (SOIL/SED/WATER) SOIL Lab Sample ID: H1594-08AMSD  
 Sample wt/vol: 30.0 (g/mL) G Lab File ID: S4D5303.D  
 Level: (LOW/MED) LOW Extraction: (Type) SONC  
 % Moisture: 39 Decanted: (Y/N) N Date Received: 08/20/2009  
 Concentrated Extract Volume: 500 (uL) Date Extracted: 08/20/2009  
 Injection Volume: 2.0 (uL) GPC Factor: 2.00 Date Analyzed: 08/21/2009  
 GPC Cleanup: (Y/N) Y pH: 7.6 Dilution Factor: 1.0

CAS NO.	COMPOUND	CONCENTRATION UNITS:		Q
		(ug/L or ug/Kg)	UG/KG	
91-20-3	Naphthalene		240	J
91-57-6	2-Methylnaphthalene		380	
208-96-8	Acenaphthylene		380	
83-32-9	Acenaphthene		2300	

PRELIMINARY

1E - FORM I SV-2  
SEMIVOLATILE ORGANICS ANALYSIS DATA SHEET

EPA SAMPLE NO.

E3NB7MSD

Lab Name: MITKEM LABORATORIES Contract: EP-W-05-030  
 Lab Code: MITKEM Case No.: 38897 Mod. Ref No.: 1760.0 SDG No.: E3NB0  
 Matrix: (SOIL/SED/WATER) SOIL Lab Sample ID: H1594-08AMSD  
 Sample wt/vol: 30.0 (g/mL) G Lab File ID: S4D5303.D  
 Level: (LOW/MED) LOW Extraction: (Type) SONC  
 % Moisture: 39 Decanted: (Y/N) N Date Received: 08/20/2009  
 Concentrated Extract Volume: 500 (uL) Date Extracted: 08/20/2009  
 Injection Volume: 2.0 (uL) GPC Factor: 2.00 Date Analyzed: 08/21/2009  
 GPC Cleanup: (Y/N) Y pH: 7.6 Dilution Factor: 1.0

CAS NO.	COMPOUND	CONCENTRATION UNITS:		Q
		(ug/L or ug/Kg)	UG/KG	
86-73-7	Fluorene		1500	
85-01-8	Phenanthrene		8900	E
120-12-7	Anthracene		2500	
206-44-0	Fluoranthene		11000	E
129-00-0	Pyrene		8600	E
56-55-3	Benzo(a)anthracene		5800	E
218-01-9	Chrysene		6400	E
205-99-2	Benzo(b)fluoranthene		6900	E
207-08-9	Benzo(k)fluoranthene		4900	E
50-32-8	Benzo(a)pyrene		6300	E
193-39-5	Indeno(1,2,3-cd)pyrene		4200	
53-70-3	Dibenzo(a,h)anthracene		1800	
191-24-2	Benzo(g,h,i)perylene		4400	E

(1) Cannot be separated from Diphenylamine

PRELIMINARY

1D - FORM I SV-1  
SEMIVOLATILE ORGANICS ANALYSIS DATA SHEET

EPA SAMPLE NO.

E3NB8

Lab Name: MITKEM LABORATORIES Contract: EP-W-05-030  
 Lab Code: MITKEM Case No.: 38897 Mod. Ref No.: 1760.0 SDG No.: E3NB0  
 Matrix: (SOIL/SED/WATER) SOIL Lab Sample ID: H1594-09A  
 Sample wt/vol: 30.1 (g/mL) G Lab File ID: S4D5306.D  
 Level: (LOW/MED) LOW Extraction: (Type) SONC  
 % Moisture: 37 Decanted: (Y/N) N Date Received: 08/20/2009  
 Concentrated Extract Volume: 500 (uL) Date Extracted: 08/20/2009  
 Injection Volume: 2.0 (uL) GPC Factor: 2.00 Date Analyzed: 08/21/2009  
 GPC Cleanup: (Y/N) Y pH: 7.6 Dilution Factor: 1.0

CAS NO.	COMPOUND	CONCENTRATION UNITS:		Q
		(ug/L or ug/Kg)	UG/KG	
91-20-3	Naphthalene		490	
91-57-6	2-Methylnaphthalene		980	
208-96-8	Acenaphthylene		650	
83-32-9	Acenaphthene		1900	

PRELIMINARY

1E - FORM I SV-2  
SEMIVOLATILE ORGANICS ANALYSIS DATA SHEET

EPA SAMPLE NO.

E3NB8

Lab Name: MITKEM LABORATORIES Contract: EP-W-05-030  
 Lab Code: MITKEM Case No.: 38897 Mod. Ref No.: 1760.0 SDG No.: E3NB0  
 Matrix: (SOIL/SED/WATER) SOIL Lab Sample ID: H1594-09A  
 Sample wt/vol: 30.1 (g/mL) G Lab File ID: S4D5306.D  
 Level: (LOW/MED) LOW Extraction: (Type) SONC  
 % Moisture: 37 Decanted: (Y/N) N Date Received: 08/20/2009  
 Concentrated Extract Volume: 500 (uL) Date Extracted: 08/20/2009  
 Injection Volume: 2.0 (uL) GPC Factor: 2.00 Date Analyzed: 08/21/2009  
 GPC Cleanup: (Y/N) Y pH: 7.6 Dilution Factor: 1.0

CAS NO.	COMPOUND	CONCENTRATION UNITS:	
		UG/KG	Q
86-73-7	Fluorene	3000	
85-01-8	Phenanthrene	11000	E
120-12-7	Anthracene	4100	
206-44-0	Fluoranthene	13000	E
129-00-0	Pyrene	11000	E
56-55-3	Benzo(a)anthracene	9400	E
218-01-9	Chrysene	6500	E
205-99-2	Benzo(b)fluoranthene	9400	E
207-08-9	Benzo(k)fluoranthene	5200	E
50-32-8	Benzo(a)pyrene	9300	E
193-39-5	Indeno(1,2,3-cd)pyrene	7000	E
53-70-3	Dibenzo(a,h)anthracene	2900	
191-24-2	Benzo(g,h,i)perylene	6500	E

(1) Cannot be separated from Diphenylamine

PRELIMINARY

1D - FORM I SV-1  
SEMIVOLATILE ORGANICS ANALYSIS DATA SHEET

EPA SAMPLE NO.

E3NB9

Lab Name: MITKEM LABORATORIES Contract: EP-W-05-030  
 Lab Code: MITKEM Case No.: 38897 Mod. Ref No.: 1760.0 SDG No.: E3NB0  
 Matrix: (SOIL/SED/WATER) SOIL Lab Sample ID: H1594-10A  
 Sample wt/vol: 30.0 (g/mL) G Lab File ID: S4D5307.D  
 Level: (LOW/MED) LOW Extraction: (Type) SONC  
 % Moisture: 39 Decanted: (Y/N) N Date Received: 08/20/2009  
 Concentrated Extract Volume: 500 (uL) Date Extracted: 08/20/2009  
 Injection Volume: 2.0 (uL) GPC Factor: 2.00 Date Analyzed: 08/21/2009  
 GPC Cleanup: (Y/N) Y pH: 7.8 Dilution Factor: 1.0

CAS NO.	COMPOUND	CONCENTRATION UNITS:		Q
		(ug/L or ug/Kg)	UG/KG	
91-20-3	Naphthalene		840	
91-57-6	2-Methylnaphthalene		810	
208-96-8	Acenaphthylene		860	
83-32-9	Acenaphthene		1800	

PRELIMINARY

1E - FORM I SV-2  
SEMIVOLATILE ORGANICS ANALYSIS DATA SHEET

EPA SAMPLE NO.

E3NB9

Lab Name: MITKEM LABORATORIES Contract: EP-W-05-030  
 Lab Code: MITKEM Case No.: 38897 Mod. Ref No.: 1760.0 SDG No.: E3NB0  
 Matrix: (SOIL/SED/WATER) SOIL Lab Sample ID: H1594-10A  
 Sample wt/vol: 30.0 (g/mL) G Lab File ID: S4D5307.D  
 Level: (LOW/MED) LOW Extraction: (Type) SONC  
 % Moisture: 39 Decanted: (Y/N) N Date Received: 08/20/2009  
 Concentrated Extract Volume: 500 (uL) Date Extracted: 08/20/2009  
 Injection Volume: 2.0 (uL) GPC Factor: 2.00 Date Analyzed: 08/21/2009  
 GPC Cleanup: (Y/N) Y pH: 7.8 Dilution Factor: 1.0

CAS NO.	COMPOUND	CONCENTRATION UNITS:	
		(ug/L or ug/Kg)	UG/KG
86-73-7	Fluorene		2400
85-01-8	Phenanthrene		10000
120-12-7	Anthracene		2900
206-44-0	Fluoranthene		12000
129-00-0	Pyrene		11000
56-55-3	Benzo(a)anthracene		9500
218-01-9	Chrysene		7000
205-99-2	Benzo(b)fluoranthene		8600
207-08-9	Benzo(k)fluoranthene		6000
50-32-8	Benzo(a)pyrene		8900
193-39-5	Indeno(1,2,3-cd)pyrene		6900
53-70-3	Dibenzo(a,h)anthracene		3100
191-24-2	Benzo(g,h,i)perylene		7200

(1) Cannot be separated from Diphenylamine

PRELIMINARY

1D - FORM I SV-1  
SEMIVOLATILE ORGANICS ANALYSIS DATA SHEET

EPA SAMPLE NO.

E3NCO

Lab Name: MITKEM LABORATORIES Contract: EP-W-05-030  
 Lab Code: MITKEM Case No.: 38897 Mod. Ref No.: 1760.0 SDG No.: E3NB0  
 Matrix: (SOIL/SED/WATER) SOIL Lab Sample ID: H1594-11A  
 Sample wt/vol: 30.0 (g/mL) G Lab File ID: S4D5308.D  
 Level: (LOW/MED) LOW Extraction: (Type) SONC  
 % Moisture: 35 Decanted: (Y/N) N Date Received: 08/20/2009  
 Concentrated Extract Volume: 500 (uL) Date Extracted: 08/20/2009  
 Injection Volume: 2.0 (uL) GPC Factor: 2.00 Date Analyzed: 08/21/2009  
 GPC Cleanup: (Y/N) Y pH: 7.8 Dilution Factor: 1.0

CAS NO.	COMPOUND	CONCENTRATION UNITS:		Q
		(ug/L or ug/Kg)	UG/KG	
91-20-3	Naphthalene		420	
91-57-6	2-Methylnaphthalene		340	
208-96-8	Acenaphthylene		440	
83-32-9	Acenaphthene		980	

PRELIMINARY

1E - FORM I SV-2  
SEMIVOLATILE ORGANICS ANALYSIS DATA SHEET

EPA SAMPLE NO.

E3NCO

Lab Name: MITKEM LABORATORIES Contract: EP-W-05-030  
 Lab Code: MITKEM Case No.: 38897 Mod. Ref No.: 1760.0 SDG No.: E3NB0  
 Matrix: (SOIL/SED/WATER) SOIL Lab Sample ID: H1594-11A  
 Sample wt/vol: 30.0 (g/mL) G Lab File ID: S4D5308.D  
 Level: (LOW/MED) LOW Extraction: (Type) SONC  
 % Moisture: 35 Decanted: (Y/N) N Date Received: 08/20/2009  
 Concentrated Extract Volume: 500 (uL) Date Extracted: 08/20/2009  
 Injection Volume: 2.0 (uL) GPC Factor: 2.00 Date Analyzed: 08/21/2009  
 GPC Cleanup: (Y/N) Y pH: 7.8 Dilution Factor: 1.0

CAS NO.	COMPOUND	CONCENTRATION UNITS:	
		UG/KG	Q
86-73-7	Fluorene	1400	
85-01-8	Phenanthrene	6900	E
120-12-7	Anthracene	1900	
206-44-0	Fluoranthene	8400	E
129-00-0	Pyrene	6500	E
56-55-3	Benzo(a)anthracene	5100	E
218-01-9	Chrysene	5300	E
205-99-2	Benzo(b)fluoranthene	5700	E
207-08-9	Benzo(k)fluoranthene	3700	
50-32-8	Benzo(a)pyrene	5000	E
193-39-5	Indeno(1,2,3-cd)pyrene	3200	
53-70-3	Dibenzo(a,h)anthracene	1500	
191-24-2	Benzo(g,h,i)perylene	3200	

(1) Cannot be separated from Diphenylamine

PRELIMINARY

SOM01.2 (6/2007)



1D - FORM I SV-1  
SEMIVOLATILE ORGANICS ANALYSIS DATA SHEET

EPA SAMPLE NO.

E3NC1

Lab Name: MITKEM LABORATORIES Contract: EP-W-05-030  
 Lab Code: MITKEM Case No.: 38897 Mod. Ref No.: 1760.0 SDG No.: E3NB0  
 Matrix: (SOIL/SED/WATER) SOIL Lab Sample ID: H1594-12A  
 Sample wt/vol: 30.2 (g/mL) G Lab File ID: S4D5309.D  
 Level: (LOW/MED) LOW Extraction: (Type) SONC  
 % Moisture: 25 Decanted: (Y/N) N Date Received: 08/20/2009  
 Concentrated Extract Volume: 500 (uL) Date Extracted: 08/20/2009  
 Injection Volume: 2.0 (uL) GPC Factor: 2.00 Date Analyzed: 08/21/2009  
 GPC Cleanup: (Y/N) Y pH: 7.5 Dilution Factor: 1.0

CAS NO.	COMPOUND	CONCENTRATION UNITS:		Q
		(ug/L or ug/Kg)	UG/KG	
91-20-3	Naphthalene		230	U
91-57-6	2-Methylnaphthalene		230	U
208-96-8	Acenaphthylene		63	J
83-32-9	Acenaphthene		230	U

PRELIMINARY

SOM01.2 (6/2007)

1E - FORM I SV-2  
SEMIVOLATILE ORGANICS ANALYSIS DATA SHEET

EPA SAMPLE NO.

E3NC1

Lab Name: MITKEM LABORATORIES Contract: EP-W-05-030  
 Lab Code: MITKEM Case No.: 38897 Mod. Ref No.: 1760.0 SDG No.: E3NB0  
 Matrix: (SOIL/SED/WATER) SOIL Lab Sample ID: H1594-12A  
 Sample wt/vol: 30.2 (g/mL) G Lab File ID: S4D5309.D  
 Level: (LOW/MED) LOW Extraction: (Type) SONC  
 % Moisture: 25 Decanted: (Y/N) N Date Received: 08/20/2009  
 Concentrated Extract Volume: 500 (uL) Date Extracted: 08/20/2009  
 Injection Volume: 2.0 (uL) GPC Factor: 2.00 Date Analyzed: 08/21/2009  
 GPC Cleanup: (Y/N) Y pH: 7.5 Dilution Factor: 1.0

CAS NO.	COMPOUND	CONCENTRATION UNITS:	
		UG/KG	Q
86-73-7	Fluorene	230	U
85-01-8	Phenanthrene	230	U
120-12-7	Anthracene	230	U
206-44-0	Fluoranthene	230	U
129-00-0	Pyrene	230	U
56-55-3	Benzo(a)anthracene	230	U
218-01-9	Chrysene	230	U
205-99-2	Benzo(b)fluoranthene	230	U
207-08-9	Benzo(k)fluoranthene	230	U
50-32-8	Benzo(a)pyrene	230	U
193-39-5	Indeno(1,2,3-cd)pyrene	230	U
53-70-3	Dibenzo(a,h)anthracene	230	U
191-24-2	Benzo(g,h,i)perylene	230	U

(1) Cannot be separated from Diphenylamine

PRELIMINARY

SOM01.2 (6/2007)

1D - FORM I SV-1  
SEMIVOLATILE ORGANICS ANALYSIS DATA SHEET

EPA SAMPLE NO.

E3NC2

Lab Name: MITKEM LABORATORIES Contract: EP-W-05-030  
 Lab Code: MITKEM Case No.: 38897 Mod. Ref No.: 1760.0 SDG No.: E3NB0  
 Matrix: (SOIL/SED/WATER) SOIL Lab Sample ID: H1594-13A  
 Sample wt/vol: 30.3 (g/mL) G Lab File ID: S4D5310.D  
 Level: (LOW/MED) LOW Extraction: (Type) SONC  
 % Moisture: 44 Decanted: (Y/N) N Date Received: 08/20/2009  
 Concentrated Extract Volume: 500 (uL) Date Extracted: 08/20/2009  
 Injection Volume: 2.0 (uL) GPC Factor: 2.00 Date Analyzed: 08/21/2009  
 GPC Cleanup: (Y/N) Y pH: 7.1 Dilution Factor: 1.0

CAS NO.	COMPOUND	CONCENTRATION UNITS:		Q
		(ug/L or ug/Kg)	UG/KG	
91-20-3	Naphthalene		740	
91-57-6	2-Methylnaphthalene		510	
208-96-8	Acenaphthylene		510	
83-32-9	Acenaphthene		1400	

PRELIMINARY

SOM01.2 (6/2007)

1E - FORM I SV-2  
SEMIVOLATILE ORGANICS ANALYSIS DATA SHEET

EPA SAMPLE NO.

E3NC2

Lab Name: MITKEM LABORATORIES Contract: EP-W-05-030  
 Lab Code: MITKEM Case No.: 38897 Mod. Ref No.: 1760.0 SDG No.: E3NB0  
 Matrix: (SOIL/SED/WATER) SOIL Lab Sample ID: H1594-13A  
 Sample wt/vol: 30.3 (g/mL) G Lab File ID: S4D5310.D  
 Level: (LOW/MED) LOW Extraction: (Type) SONC  
 % Moisture: 44 Decanted: (Y/N) N Date Received: 08/20/2009  
 Concentrated Extract Volume: 500 (uL) Date Extracted: 08/20/2009  
 Injection Volume: 2.0 (uL) GPC Factor: 2.00 Date Analyzed: 08/21/2009  
 GPC Cleanup: (Y/N) Y pH: 7.1 Dilution Factor: 1.0

CAS NO.	COMPOUND	CONCENTRATION UNITS:	
		(ug/L or ug/Kg)	UG/KG
86-73-7	Fluorene	1900	
85-01-8	Phenanthrene	7800	E
120-12-7	Anthracene	2600	
206-44-0	Fluoranthene	9700	E
129-00-0	Pyrene	7400	E
56-55-3	Benzo(a)anthracene	5100	E
218-01-9	Chrysene	7100	E
205-99-2	Benzo(b)fluoranthene	5700	E
207-08-9	Benzo(k)fluoranthene	4800	E
50-32-8	Benzo(a)pyrene	6200	E
193-39-5	Indeno(1,2,3-cd)pyrene	3600	
53-70-3	Dibenzo(a,h)anthracene	1600	
191-24-2	Benzo(g,h,i)perylene	3700	

(1) Cannot be separated from Diphenylamine

PRELIMINARY

SOM01.2 (6/2007)

1D - FORM I SV-1  
SEMIVOLATILE ORGANICS ANALYSIS DATA SHEET

EPA SAMPLE NO.

E3NC3

Lab Name: MITKEM LABORATORIES Contract: EP-W-05-030  
 Lab Code: MITKEM Case No.: 38897 Mod. Ref No.: 1760.0 SDG No.: E3NB0  
 Matrix: (SOIL/SED/WATER) SOIL Lab Sample ID: H1594-14A  
 Sample wt/vol: 30.2 (g/mL) G Lab File ID: S4D5311.D  
 Level: (LOW/MED) LOW Extraction: (Type) SONC  
 % Moisture: 45 Decanted: (Y/N) N Date Received: 08/20/2009  
 Concentrated Extract Volume: 500 (uL) Date Extracted: 08/20/2009  
 Injection Volume: 2.0 (uL) GPC Factor: 2.00 Date Analyzed: 08/21/2009  
 GPC Cleanup: (Y/N) Y pH: 7.7 Dilution Factor: 1.0

CAS NO.	COMPOUND	CONCENTRATION UNITS:		Q
		(ug/L or ug/Kg)	UG/KG	
91-20-3	Naphthalene		1900	
91-57-6	2-Methylnaphthalene		620	
208-96-8	Acenaphthylene		460	
83-32-9	Acenaphthene		1800	

PRELIMINARY

1E - FORM I SV-2  
SEMIVOLATILE ORGANICS ANALYSIS DATA SHEET

EPA SAMPLE NO.

E3NC3

Lab Name: MITKEM LABORATORIES Contract: EP-W-05-030  
 Lab Code: MITKEM Case No.: 38897 Mod. Ref No.: 1760.0 SDG No.: E3NB0  
 Matrix: (SOIL/SED/WATER) SOIL Lab Sample ID: H1594-14A  
 Sample wt/vol: 30.2 (g/mL) G Lab File ID: S4D5311.D  
 Level: (LOW/MED) LOW Extraction: (Type) SONC  
 % Moisture: 45 Decanted: (Y/N) N Date Received: 08/20/2009  
 Concentrated Extract Volume: 500 (uL) Date Extracted: 08/20/2009  
 Injection Volume: 2.0 (uL) GPC Factor: 2.00 Date Analyzed: 08/21/2009  
 GPC Cleanup: (Y/N) Y pH: 7.7 Dilution Factor: 1.0

CAS NO.	COMPOUND	CONCENTRATION UNITS: <u>UG/KG</u> (ug/L or ug/Kg)	<u>Q</u>
86-73-7	Fluorene	2300	
85-01-8	Phenanthrene	9600	E
120-12-7	Anthracene	3400	
206-44-0	Fluoranthene	10000	E
129-00-0	Pyrene	7900	E
56-55-3	Benzo(a)anthracene	5900	E
218-01-9	Chrysene	7300	E
205-99-2	Benzo(b)fluoranthene	6300	E
207-08-9	Benzo(k)fluoranthene	5800	E
50-32-8	Benzo(a)pyrene	7500	E
193-39-5	Indeno(1,2,3-cd)pyrene	4400	
53-70-3	Dibenzo(a,h)anthracene	2400	
191-24-2	Benzo(g,h,i)perylene	4600	

(1) Cannot be separated from Diphenylamine

PRELIMINARY

SOM01.2 (6/2007)

1D - FORM I SV-1  
SEMIVOLATILE ORGANICS ANALYSIS DATA SHEET

EPA SAMPLE NO.

E3NC4

Lab Name: MITKEM LABORATORIES Contract: EP-W-05-030  
 Lab Code: MITKEM Case No.: 38897 Mod. Ref No.: 1760.0 SDG No.: E3NB0  
 Matrix: (SOIL/SED/WATER) SOIL Lab Sample ID: H1594-15A  
 Sample wt/vol: 30.4 (g/mL) G Lab File ID: S4D5312.D  
 Level: (LOW/MED) LOW Extraction: (Type) SONC  
 % Moisture: 41 Decanted: (Y/N) N Date Received: 08/20/2009  
 Concentrated Extract Volume: 500 (uL) Date Extracted: 08/20/2009  
 Injection Volume: 2.0 (uL) GPC Factor: 2.00 Date Analyzed: 08/21/2009  
 GPC Cleanup: (Y/N) Y pH: 7.8 Dilution Factor: 1.0

CAS NO.	COMPOUND	CONCENTRATION UNITS:		Q
		(ug/L or ug/Kg)	UG/KG	
91-20-3	Naphthalene		1100	
91-57-6	2-Methylnaphthalene		650	
208-96-8	Acenaphthylene		440	
83-32-9	Acenaphthene		1600	

PRELIMINARY

1E - FORM I SV-2  
SEMIVOLATILE ORGANICS ANALYSIS DATA SHEET

EPA SAMPLE NO.

E3NC4

Lab Name: MITKEM LABORATORIES Contract: EP-W-05-030  
 Lab Code: MITKEM Case No.: 38897 Mod. Ref No.: 1760.0 SDG No.: E3NB0  
 Matrix: (SOIL/SED/WATER) SOIL Lab Sample ID: H1594-15A  
 Sample wt/vol: 30.4 (g/mL) G Lab File ID: S4D5312.D  
 Level: (LOW/MED) LOW Extraction: (Type) SONC  
 % Moisture: 41 Decanted: (Y/N) N Date Received: 08/20/2009  
 Concentrated Extract Volume: 500 (uL) Date Extracted: 08/20/2009  
 Injection Volume: 2.0 (uL) GPC Factor: 2.00 Date Analyzed: 08/21/2009  
 GPC Cleanup: (Y/N) Y pH: 7.8 Dilution Factor: 1.0

CAS NO.	COMPOUND	CONCENTRATION UNITS:	
		ug/L or ug/Kg	UG/KG
86-73-7	Fluorene	2200	
85-01-8	Phenanthrene	8800	E
120-12-7	Anthracene	3100	
206-44-0	Fluoranthene	9800	E
129-00-0	Pyrene	8100	E
56-55-3	Benzo(a)anthracene	5500	E
218-01-9	Chrysene	7400	E
205-99-2	Benzo(b)fluoranthene	6700	E
207-08-9	Benzo(k)fluoranthene	4700	E
50-32-8	Benzo(a)pyrene	6300	E
193-39-5	Indeno(1,2,3-cd)pyrene	3900	
53-70-3	Dibenzo(a,h)anthracene	2000	
191-24-2	Benzo(g,h,i)perylene	4000	

(1) Cannot be separated from Diphenylamine

PRELIMINARY



1D - FORM I SV-1  
SEMIVOLATILE ORGANICS ANALYSIS DATA SHEET

EPA SAMPLE NO.

E3NC5

Lab Name: MITKEM LABORATORIES Contract: EP-W-05-030  
 Lab Code: MITKEM Case No.: 38897 Mod. Ref No.: 1760.0 SDG No.: E3NB0  
 Matrix: (SOIL/SED/WATER) SOIL Lab Sample ID: H1594-16A  
 Sample wt/vol: 30.1 (g/mL) G Lab File ID: S4D5313.D  
 Level: (LOW/MED) LOW Extraction: (Type) SONC  
 % Moisture: 39 Decanted: (Y/N) N Date Received: 08/20/2009  
 Concentrated Extract Volume: 500 (uL) Date Extracted: 08/20/2009  
 Injection Volume: 2.0 (uL) GPC Factor: 2.00 Date Analyzed: 08/21/2009  
 GPC Cleanup: (Y/N) Y pH: 8.0 Dilution Factor: 1.0

CAS NO.	COMPOUND	CONCENTRATION UNITS:		Q
		(ug/L or ug/Kg)	UG/KG	
91-20-3	Naphthalene		770	
91-57-6	2-Methylnaphthalene		650	
208-96-8	Acenaphthylene		490	
83-32-9	Acenaphthene		1600	

PRELIMINARY

1E - FORM I SV-2  
SEMIVOLATILE ORGANICS ANALYSIS DATA SHEET

EPA SAMPLE NO.

E3NC5

Lab Name: MITKEM LABORATORIES Contract: EP-W-05-030  
 Lab Code: MITKEM Case No.: 38897 Mod. Ref No.: 1760.0 SDG No.: E3NB0  
 Matrix: (SOIL/SED/WATER) SOIL Lab Sample ID: H1594-16A  
 Sample wt/vol: 30.1 (g/mL) G Lab File ID: S4D5313.D  
 Level: (LOW/MED) LOW Extraction: (Type) SONC  
 % Moisture: 39 Decanted: (Y/N) N Date Received: 08/20/2009  
 Concentrated Extract Volume: 500 (uL) Date Extracted: 08/20/2009  
 Injection Volume: 2.0 (uL) GPC Factor: 2.00 Date Analyzed: 08/21/2009  
 GPC Cleanup: (Y/N) Y pH: 8.0 Dilution Factor: 1.0

CAS NO.	COMPOUND	CONCENTRATION UNITS:	
		ug/L or ug/Kg	ug/KG
86-73-7	Fluorene	2100	
85-01-8	Phenanthrene	8700	E
120-12-7	Anthracene	3100	
206-44-0	Fluoranthene	9500	E
129-00-0	Pyrene	7400	E
56-55-3	Benzo(a)anthracene	5800	E
218-01-9	Chrysene	5400	E
205-99-2	Benzo(b)fluoranthene	5200	E
207-08-9	Benzo(k)fluoranthene	4100	
50-32-8	Benzo(a)pyrene	5600	E
193-39-5	Indeno(1,2,3-cd)pyrene	3100	
53-70-3	Dibenzo(a,h)anthracene	1300	
191-24-2	Benzo(g,h,i)perylene	3200	

(1) Cannot be separated from Diphenylamine

PRELIMINARY

1D - FORM I SV-1  
SEMIVOLATILE ORGANICS ANALYSIS DATA SHEET

EPA SAMPLE NO.

E3NC6

Lab Name: MITKEM LABORATORIES Contract: EP-W-05-030  
 Lab Code: MITKEM Case No.: 38897 Mod. Ref No.: 1760.0 SDG No.: E3NB0  
 Matrix: (SOIL/SED/WATER) SOIL Lab Sample ID: H1594-17A  
 Sample wt/vol: 30.3 (g/mL) G Lab File ID: S4D5314.D  
 Level: (LOW/MED) LOW Extraction: (Type) SONC  
 % Moisture: 36 Decanted: (Y/N) N Date Received: 08/20/2009  
 Concentrated Extract Volume: 500 (uL) Date Extracted: 08/20/2009  
 Injection Volume: 2.0 (uL) GPC Factor: 2.00 Date Analyzed: 08/21/2009  
 GPC Cleanup: (Y/N) Y pH: 7.9 Dilution Factor: 1.0

CAS NO.	COMPOUND	CONCENTRATION UNITS:		Q
		(ug/L or ug/Kg)	UG/KG	
91-20-3	Naphthalene		220	J
91-57-6	2-Methylnaphthalene		160	J
208-96-8	Acenaphthylene		230	J
83-32-9	Acenaphthene		410	

PRELIMINARY

1E - FORM I SV-2  
SEMIVOLATILE ORGANICS ANALYSIS DATA SHEET

EPA SAMPLE NO.

E3NC6

Lab Name: MITKEM LABORATORIES Contract: EP-W-05-030  
 Lab Code: MITKEM Case No.: 38897 Mod. Ref No.: 1760.0 SDG No.: E3NB0  
 Matrix: (SOIL/SED/WATER) SOIL Lab Sample ID: H1594-17A  
 Sample wt/vol: 30.3 (g/mL) G Lab File ID: S4D5314.D  
 Level: (LOW/MED) LOW Extraction: (Type) SONC  
 % Moisture: 36 Decanted: (Y/N) N Date Received: 08/20/2009  
 Concentrated Extract Volume: 500 (uL) Date Extracted: 08/20/2009  
 Injection Volume: 2.0 (uL) GPC Factor: 2.00 Date Analyzed: 08/21/2009  
 GPC Cleanup: (Y/N) Y pH: 7.9 Dilution Factor: 1.0

CAS NO.	COMPOUND	CONCENTRATION UNITS:		Q
		(ug/L or ug/Kg)	UG/KG	
86-73-7	Fluorene		510	
85-01-8	Phenanthrene		3200	
120-12-7	Anthracene		970	
206-44-0	Fluoranthene		3700	
129-00-0	Pyrene		3400	
56-55-3	Benzo(a)anthracene		2100	
218-01-9	Chrysene		2400	
205-99-2	Benzo(b)fluoranthene		2200	
207-08-9	Benzo(k)fluoranthene		1400	
50-32-8	Benzo(a)pyrene		2000	
193-39-5	Indeno(1,2,3-cd)pyrene		980	
53-70-3	Dibenzo(a,h)anthracene		440	
191-24-2	Benzo(g,h,i)perylene		1100	

(1) Cannot be separated from Diphenylamine

PRELIMINARY

1D - FORM I SV-1  
SEMIVOLATILE ORGANICS ANALYSIS DATA SHEET

EPA SAMPLE NO.

E3NC7

Lab Name: MITKEM LABORATORIES Contract: EP-W-05-030  
 Lab Code: MITKEM Case No.: 38897 Mod. Ref No.: 1760.0 SDG No.: E3NB0  
 Matrix: (SOIL/SED/WATER) SOIL Lab Sample ID: H1594-18A  
 Sample wt/vol: 30.1 (g/mL) G Lab File ID: S4D5315.D  
 Level: (LOW/MED) LOW Extraction: (Type) SONC  
 % Moisture: 37 Decanted: (Y/N) N Date Received: 08/20/2009  
 Concentrated Extract Volume: 500 (uL) Date Extracted: 08/20/2009  
 Injection Volume: 2.0 (uL) GPC Factor: 2.00 Date Analyzed: 08/21/2009  
 GPC Cleanup: (Y/N) Y pH: 8.1 Dilution Factor: 1.0

CAS NO.	COMPOUND	CONCENTRATION UNITS:		Q
		(ug/L or ug/Kg)	UG/KG	
91-20-3	Naphthalene		270	U
91-57-6	2-Methylnaphthalene		270	U
208-96-8	Acenaphthylene		270	U
83-32-9	Acenaphthene		270	U

PRELIMINARY

SOM01.2 (6/2007)

1E - FORM I SV-2  
SEMIVOLATILE ORGANICS ANALYSIS DATA SHEET

EPA SAMPLE NO.

E3NC7

Lab Name: MITKEM LABORATORIES Contract: EP-W-05-030  
 Lab Code: MITKEM Case No.: 38897 Mod. Ref No.: 1760.0 SDG No.: E3NB0  
 Matrix: (SOIL/SED/WATER) SOIL Lab Sample ID: H1594-18A  
 Sample wt/vol: 30.1 (g/mL) G Lab File ID: S4D5315.D  
 Level: (LOW/MED) LOW Extraction: (Type) SONC  
 % Moisture: 37 Decanted: (Y/N) N Date Received: 08/20/2009  
 Concentrated Extract Volume: 500 (uL) Date Extracted: 08/20/2009  
 Injection Volume: 2.0 (uL) GPC Factor: 2.00 Date Analyzed: 08/21/2009  
 GPC Cleanup: (Y/N) Y pH: 8.1 Dilution Factor: 1.0

CAS NO.	COMPOUND	CONCENTRATION UNITS:	
		(ug/L or ug/Kg)	UG/KG
86-73-7	Fluorene	270	U
85-01-8	Phenanthrene	270	U
120-12-7	Anthracene	270	U
206-44-0	Fluoranthene	270	U
129-00-0	Pyrene	270	U
56-55-3	Benzo(a)anthracene	270	U
218-01-9	Chrysene	270	U
205-99-2	Benzo(b)fluoranthene	270	U
207-08-9	Benzo(k)fluoranthene	270	U
50-32-8	Benzo(a)pyrene	270	U
193-39-5	Indeno(1,2,3-cd)pyrene	270	U
53-70-3	Dibenzo(a,h)anthracene	270	U
191-24-2	Benzo(g,h,i)perylene	270	U

(1) Cannot be separated from Diphenylamine

PRELIMINARY

SOM01.2 (6/2007)

1D - FORM I SV-1  
SEMIVOLATILE ORGANICS ANALYSIS DATA SHEET

EPA SAMPLE NO.

E3NC8

Lab Name: MITKEM LABORATORIES Contract: EP-W-05-030  
 Lab Code: MITKEM Case No.: 38897 Mod. Ref No.: 1760.0 SDG No.: E3NB0  
 Matrix: (SOIL/SED/WATER) SOIL Lab Sample ID: H1594-19A  
 Sample wt/vol: 30.2 (g/mL) G Lab File ID: S4D5304.D  
 Level: (LOW/MED) LOW Extraction: (Type) SONC  
 % Moisture: 36 Decanted: (Y/N) N Date Received: 08/20/2009  
 Concentrated Extract Volume: 500 (uL) Date Extracted: 08/20/2009  
 Injection Volume: 2.0 (uL) GPC Factor: 2.00 Date Analyzed: 08/21/2009  
 GPC Cleanup: (Y/N) Y pH: 7.7 Dilution Factor: 1.0

CAS NO.	COMPOUND	CONCENTRATION UNITS:		Q
		(ug/L or ug/Kg)	UG/KG	
91-20-3	Naphthalene		420	
91-57-6	2-Methylnaphthalene		230	J
208-96-8	Acenaphthylene		260	
83-32-9	Acenaphthene		480	

PRELIMINARY

1E - FORM I SV-2  
SEMIVOLATILE ORGANICS ANALYSIS DATA SHEET

EPA SAMPLE NO.

E3NC8

Lab Name: MITKEM LABORATORIES Contract: EP-W-05-030  
 Lab Code: MITKEM Case No.: 38897 Mod. Ref No.: 1760.0 SDG No.: E3NB0  
 Matrix: (SOIL/SED/WATER) SOIL Lab Sample ID: H1594-19A  
 Sample wt/vol: 30.2 (g/mL) G Lab File ID: S4D5304.D  
 Level: (LOW/MED) LOW Extraction: (Type) SONC  
 % Moisture: 36 Decanted: (Y/N) N Date Received: 08/20/2009  
 Concentrated Extract Volume: 500 (uL) Date Extracted: 08/20/2009  
 Injection Volume: 2.0 (uL) GPC Factor: 2.00 Date Analyzed: 08/21/2009  
 GPC Cleanup: (Y/N) Y pH: 7.7 Dilution Factor: 1.0

CAS NO.	COMPOUND	CONCENTRATION UNITS: (ug/L or ug/Kg)	UG/KG	Q
86-73-7	Fluorene		660	
85-01-8	Phenanthrene		4000	
120-12-7	Anthracene		1100	
206-44-0	Fluoranthene		4800	E
129-00-0	Pyrene		4900	E
56-55-3	Benzo(a)anthracene		2800	
218-01-9	Chrysene		3400	
205-99-2	Benzo(b)fluoranthene		2600	
207-08-9	Benzo(k)fluoranthene		2800	
50-32-8	Benzo(a)pyrene		2700	
193-39-5	Indeno(1,2,3-cd)pyrene		1400	
53-70-3	Dibenzo(a,h)anthracene		550	
191-24-2	Benzo(g,h,i)perylene		1600	

(1) Cannot be separated from Diphenylamine

PRELIMINARY

SOM01.2 (6/2007)



1D - FORM I SV-1  
SEMIVOLATILE ORGANICS ANALYSIS DATA SHEET

EPA SAMPLE NO.

E3NC9

Lab Name: MITKEM LABORATORIES Contract: EP-W-05-030  
 Lab Code: MITKEM Case No.: 38897 Mod. Ref No.: 1760.0 SDG No.: E3NB0  
 Matrix: (SOIL/SED/WATER) SOIL Lab Sample ID: H1594-20A  
 Sample wt/vol: 30.0 (g/mL) G Lab File ID: S4D5305.D  
 Level: (LOW/MED) LOW Extraction: (Type) SONC  
 % Moisture: 42 Decanted: (Y/N) N Date Received: 08/20/2009  
 Concentrated Extract Volume: 500 (uL) Date Extracted: 08/20/2009  
 Injection Volume: 2.0 (uL) GPC Factor: 2.00 Date Analyzed: 08/21/2009  
 GPC Cleanup: (Y/N) Y pH: 7.9 Dilution Factor: 1.0

CAS NO.	COMPOUND	CONCENTRATION UNITS:		Q
		(ug/L or ug/Kg)	UG/KG	
91-20-3	Naphthalene		300	
91-57-6	2-Methylnaphthalene		150	J
208-96-8	Acenaphthylene		120	J
83-32-9	Acenaphthene		200	J

PRELIMINARY

1E - FORM I SV-2  
SEMIVOLATILE ORGANICS ANALYSIS DATA SHEET

EPA SAMPLE NO.

E3NC9

Lab Name: MITKEM LABORATORIES Contract: EP-W-05-030  
 Lab Code: MITKEM Case No.: 38897 Mod. Ref No.: 1760.0 SDG No.: E3NB0  
 Matrix: (SOIL/SED/WATER) SOIL Lab Sample ID: H1594-20A  
 Sample wt/vol: 30.0 (g/mL) G Lab File ID: S4D5305.D  
 Level: (LOW/MED) LOW Extraction: (Type) SONC  
 % Moisture: 42 Decanted: (Y/N) N Date Received: 08/20/2009  
 Concentrated Extract Volume: 500 (uL) Date Extracted: 08/20/2009  
 Injection Volume: 2.0 (uL) GPC Factor: 2.00 Date Analyzed: 08/21/2009  
 GPC Cleanup: (Y/N) Y pH: 7.9 Dilution Factor: 1.0

CAS NO.	COMPOUND	CONCENTRATION UNITS:	
		(ug/L or ug/Kg)	UG/KG
86-73-7	Fluorene	230	J
85-01-8	Phenanthrene	1600	
120-12-7	Anthracene	380	
206-44-0	Fluoranthene	2100	
129-00-0	Pyrene	2100	
56-55-3	Benzo(a)anthracene	1000	
218-01-9	Chrysene	1400	
205-99-2	Benzo(b)fluoranthene	1000	
207-08-9	Benzo(k)fluoranthene	980	
50-32-8	Benzo(a)pyrene	1000	
193-39-5	Indeno(1,2,3-cd)pyrene	530	
53-70-3	Dibenzo(a,h)anthracene	190	J
191-24-2	Benzo(g,h,i)perylene	620	

(1) Cannot be separated from Diphenylamine

PRELIMINARY

SOM01.2 (6/2007)

1F - FORM I SV-SIM  
SEMIVOLATILE SIM ORGANICS ANALYSIS DATA SHEET

EPA SAMPLE NO.

E3NB4

Lab Name: MITKEM LABORATORIES Contract: EP-W-05-030  
 Lab Code: MITKEM Case No.: 38897 Mod. Ref No.: \_\_\_\_\_ SDG No.: E3NB0  
 Matrix: (SOIL/SED/WATER) SOIL Lab Sample ID: H1594-05A  
 Sample wt/vol: 30.3 (g/mL) G Lab File ID: S4D5339.D  
 Extraction: (Type) SONC  
 % Moisture: 28 Decanted: (Y/N) N Date Received: 08/20/2009  
 Concentrated Extract Volume: 500 (uL) Date Extracted: 08/20/2009  
 Injection Volume: 2.0 (uL) GPC Factor: 2.00 Date Analyzed: 08/23/2009  
 GPC Cleanup: (Y/N) Y pH: 7.7 Dilution Factor: 1.0

CAS NO.	COMPOUND	CONCENTRATION UNITS:		Q
		(ug/L or ug/Kg)	UG/KG	
91-20-3	Naphthalene		4.5	U
91-57-6	2-Methylnaphthalene		4.5	U
208-96-8	Acenaphthylene		4.5	U
83-32-9	Acenaphthene		4.5	U
86-73-7	Fluorene		5.4	
85-01-8	Phenanthrene		22	
120-12-7	Anthracene		4.5	U
206-44-0	Fluoranthene		27	
129-00-0	Pyrene		21	
56-55-3	Benzo(a)anthracene		10	
218-01-9	Chrysene		13	
205-99-2	Benzo(b)fluoranthene		4.5	U
207-08-9	Benzo(k)fluoranthene		4.5	U
50-32-8	Benzo(a)pyrene		4.5	U
193-39-5	Indeno(1,2,3-cd)pyrene		4.5	U
53-70-3	Dibenzo(a,h)anthracene		4.5	U
191-24-2	Benzo(g,h,i)perylene		4.5	U

PRELIMINARY

1F - FORM I SV-SIM  
SEMIVOLATILE SIM ORGANICS ANALYSIS DATA SHEET

EPA SAMPLE NO.

E3NC1

Lab Name: MITKEM LABORATORIES Contract: EP-W-05-030  
 Lab Code: MITKEM Case No.: 38897 Mod. Ref No.: \_\_\_\_\_ SDG No.: E3NB0  
 Matrix: (SOIL/SED/WATER) SOIL Lab Sample ID: H1594-12A  
 Sample wt/vol: 30.2 (g/mL) G Lab File ID: S4D5337.D  
 Extraction: (Type) SONC  
 % Moisture: 25 Decanted: (Y/N) N Date Received: 08/20/2009  
 Concentrated Extract Volume: 500 (uL) Date Extracted: 08/20/2009  
 Injection Volume: 2.0 (uL) GPC Factor: 2.00 Date Analyzed: 08/23/2009  
 GPC Cleanup: (Y/N) Y pH: 7.5 Dilution Factor: 1.0

CAS NO.	COMPOUND	CONCENTRATION UNITS:		Q
		(ug/L or ug/Kg)	UG/KG	
91-20-3	Naphthalene		4.4	U
91-57-6	2-Methylnaphthalene		4.4	U
208-96-8	Acenaphthylene		5.1	
83-32-9	Acenaphthene		4.4	U
86-73-7	Fluorene		4.4	U
85-01-8	Phenanthrene		14	
120-12-7	Anthracene		4.4	U
206-44-0	Fluoranthene		18	
129-00-0	Pyrene		15	
56-55-3	Benzo (a) anthracene		7.6	
218-01-9	Chrysene		9.8	
205-99-2	Benzo (b) fluoranthene		4.4	U
207-08-9	Benzo (k) fluoranthene		4.4	U
50-32-8	Benzo (a) pyrene		4.4	U
193-39-5	Indeno (1,2,3-cd) pyrene		4.4	U
53-70-3	Dibenzo (a,h) anthracene		4.4	U
191-24-2	Benzo (g,h,i) perylene		4.4	U

PRELIMINARY

1F - FORM I SV-SIM  
 SEMIVOLATILE SIM ORGANICS ANALYSIS DATA SHEET

EPA SAMPLE NO.

E3NC6

Lab Name: MITKEM LABORATORIES Contract: EP-W-05-030  
 Lab Code: MITKEM Case No.: 38897 Mod. Ref No.: \_\_\_\_\_ SDG No.: E3NB0  
 Matrix: (SOIL/SED/WATER) SOIL Lab Sample ID: H1594-17A  
 Sample wt/vol: 30.3 (g/mL) G Lab File ID: S4D5336.D  
 Extraction: (Type) SONC  
 % Moisture: 36 Decanted: (Y/N) N Date Received: 08/20/2009  
 Concentrated Extract Volume: 500 (uL) Date Extracted: 08/20/2009  
 Injection Volume: 2.0 (uL) GPC Factor: 2.00 Date Analyzed: 08/23/2009  
 GPC Cleanup: (Y/N) Y pH: 7.9 Dilution Factor: 1.0

CAS NO.	COMPOUND	CONCENTRATION UNITS:		Q
		(ug/L or ug/Kg)	UG/KG	
91-20-3	Naphthalene		190	E
91-57-6	2-Methylnaphthalene		160	E
208-96-8	Acenaphthylene		63	E
83-32-9	Acenaphthene		150	E
86-73-7	Fluorene		170	E
85-01-8	Phenanthrene		1800	E
120-12-7	Anthracene		440	E
206-44-0	Fluoranthene		2000	E
129-00-0	Pyrene		1800	E
56-55-3	Benzo(a)anthracene		1500	E
218-01-9	Chrysene		1100	E
205-99-2	Benzo(b)fluoranthene		610	E
207-08-9	Benzo(k)fluoranthene		510	E
50-32-8	Benzo(a)pyrene		630	E
193-39-5	Indeno(1,2,3-cd)pyrene		350	E
53-70-3	Dibenzo(a,h)anthracene		200	E
191-24-2	Benzo(g,h,i)perylene		370	E

PRELIMINARY

1F - FORM I SV-SIM  
SEMIVOLATILE SIM ORGANICS ANALYSIS DATA SHEET

EPA SAMPLE NO.

E3NC7

Lab Name: MITKEM LABORATORIES Contract: EP-W-05-030  
 Lab Code: MITKEM Case No.: 38897 Mod. Ref No.:                      SDG No.: E3NB0  
 Matrix: (SOIL/SED/WATER) SOIL Lab Sample ID: H1594-18A  
 Sample wt/vol: 30.1 (g/mL) G Lab File ID: S4D5338.D  
 Extraction: (Type) SONC  
 % Moisture: 37 Decanted: (Y/N) N Date Received: 08/20/2009  
 Concentrated Extract Volume: 500 (uL) Date Extracted: 08/20/2009  
 Injection Volume: 2.0 (uL) GPC Factor: 2.00 Date Analyzed: 08/23/2009  
 GPC Cleanup: (Y/N) Y pH: 8.1 Dilution Factor: 1.0

CAS NO.	COMPOUND	CONCENTRATION UNITS:		Q
		(ug/L or ug/Kg)	UG/KG	
91-20-3	Naphthalene		16	
91-57-6	2-Methylnaphthalene		5.2	U
208-96-8	Acenaphthylene		5.2	U
83-32-9	Acenaphthene		5.4	
86-73-7	Fluorene		6.8	
85-01-8	Phenanthrene		11	
120-12-7	Anthracene		5.2	U
206-44-0	Fluoranthene		14	
129-00-0	Pyrene		13	
56-55-3	Benzo (a) anthracene		6.0	
218-01-9	Chrysene		7.7	
205-99-2	Benzo (b) fluoranthene		5.2	U
207-08-9	Benzo (k) fluoranthene		5.2	U
50-32-8	Benzo (a) pyrene		5.2	U
193-39-5	Indeno (1,2,3-cd) pyrene		5.2	U
53-70-3	Dibenzo (a,h) anthracene		5.2	U
191-24-2	Benzo (g,h,i) perylene		5.2	U

PRELIMINARY

1F - FORM I SV-SIM  
SEMIVOLATILE SIM ORGANICS ANALYSIS DATA SHEET

EPA SAMPLE NO.

E3NC8

Lab Name: MITKEM LABORATORIES Contract: EP-W-05-030  
 Lab Code: MITKEM Case No.: 38897 Mod. Ref No.:                      SDG No.: E3NB0  
 Matrix: (SOIL/SED/WATER) SOIL Lab Sample ID: H1594-19A  
 Sample wt/vol: 30.2 (g/mL) G Lab File ID: S4D5335.D  
 Extraction: (Type) SONC  
 % Moisture: 36 Decanted: (Y/N) N Date Received: 08/20/2009  
 Concentrated Extract Volume: 500 (uL) Date Extracted: 08/20/2009  
 Injection Volume: 2.0 (uL) GPC Factor: 2.00 Date Analyzed: 08/22/2009  
 GPC Cleanup: (Y/N) Y pH: 7.7 Dilution Factor: 1.0

CAS NO.	COMPOUND	CONCENTRATION UNITS:	
		(ug/L or ug/Kg)	UG/KG
91-20-3	Naphthalene	260	E
91-57-6	2-Methylnaphthalene	170	E
208-96-8	Acenaphthylene	45	
83-32-9	Acenaphthene	110	E
86-73-7	Fluorene	130	E
85-01-8	Phenanthrene	1600	E
120-12-7	Anthracene	350	E
206-44-0	Fluoranthene	1900	E
129-00-0	Pyrene	510	E
56-55-3	Benzo (a) anthracene	360	E
218-01-9	Chrysene	340	E
205-99-2	Benzo (b) fluoranthene	640	E
207-08-9	Benzo (k) fluoranthene	510	E
50-32-8	Benzo (a) pyrene	630	E
193-39-5	Indeno (1, 2, 3-cd) pyrene	400	E
53-70-3	Dibenzo (a, h) anthracene	220	E
191-24-2	Benzo (g, h, i) perylene	420	E

PRELIMINARY

1F - FORM I SV-SIM  
SEMIVOLATILE SIM ORGANICS ANALYSIS DATA SHEET

EPA SAMPLE NO.

E3NC9

Lab Name: MITKEM LABORATORIES Contract: EP-W-05-030  
 Lab Code: MITKEM Case No.: 38897 Mod. Ref No.: \_\_\_\_\_ SDG No.: E3NB0  
 Matrix: (SOIL/SED/WATER) SOIL Lab Sample ID: H1594-20A  
 Sample wt/vol: 30.0 (g/mL) G Lab File ID: S4D5334.D  
 Extraction: (Type) SONC  
 % Moisture: 42 Decanted: (Y/N) N Date Received: 08/20/2009  
 Concentrated Extract Volume: 500 (uL) Date Extracted: 08/20/2009  
 Injection Volume: 2.0 (uL) GPC Factor: 2.00 Date Analyzed: 08/22/2009  
 GPC Cleanup: (Y/N) Y pH: 7.9 Dilution Factor: 1.0

CAS NO.	COMPOUND	CONCENTRATION UNITS:		Q
		(ug/L or ug/Kg)	UG/KG	
91-20-3	Naphthalene		240	E
91-57-6	2-Methylnaphthalene		160	E
208-96-8	Acenaphthylene		26	
83-32-9	Acenaphthene		71	E
86-73-7	Fluorene		72	E
85-01-8	Phenanthrene		1100	E
120-12-7	Anthracene		200	E
206-44-0	Fluoranthene		1100	E
129-00-0	Pyrene		390	E
56-55-3	Benzo(a)anthracene		260	E
218-01-9	Chrysene		250	E
205-99-2	Benzo(b)fluoranthene		370	E
207-08-9	Benzo(k)fluoranthene		350	E
50-32-8	Benzo(a)pyrene		390	E
193-39-5	Indeno(1,2,3-cd)pyrene		220	E
53-70-3	Dibenzo(a,h)anthracene		90	E
191-24-2	Benzo(g,h,i)perylene		250	E

PRELIMINARY



1H - FORM I ARO  
 AROCLOR ORGANICS ANALYSIS DATA SHEET

EPA SAMPLE NO.

E3NDO

Lab Name: MITKEM LABORATORIES Contract: EP-W-05-030  
 Lab Code: MITKEM Case No.: 38897 Mod. Ref No.: \_\_\_\_\_ SDG No.: E3NDO  
 Matrix: (SOIL/SED/WATER) SOIL Lab Sample ID: H1595-01A  
 Sample wt/vol: 30.1 (g/mL) G Lab File ID: E5F1274F.D/E5F1274R.D  
 % Moisture: 40 Decanted: (Y/N) N Date Received: 08/20/2009  
 Extraction: (Type) SONC Date Extracted: 08/21/2009  
 Concentrated Extract Volume: 10000 (uL) Date Analyzed: 08/22/2009  
 Injection Volume: 1.0 (uL) GPC Factor: 1.00 Dilution Factor: 1.0  
 GPC Cleanup: (Y/N) N pH: 8.0 Sulfur Cleanup: (Y/N) Y  
 Acid Cleanup: (Y/N) Y

CAS NO.	COMPOUND	CONCENTRATION UNITS: <u>UG/KG</u> (ug/L or ug/Kg)	<u>Q</u>
12674-11-2	Aroclor-1016	55	U
11104-28-2	Aroclor-1221	55	U
11141-16-5	Aroclor-1232	55	U
53469-21-9	Aroclor-1242	60	P
12672-29-6	Aroclor-1248	48	PJ
11097-69-1	Aroclor-1254	55	U
11096-82-5	Aroclor-1260	55	U
37324-23-5	Aroclor-1262	55	U
11100-14-4	Aroclor-1268	55	U

PRELIMINARY

1H - FORM I ARO  
 AROCLOR ORGANICS ANALYSIS DATA SHEET

EPA SAMPLE NO.

E3ND1

Lab Name: MITKEM LABORATORIES Contract: EP-W-05-030  
 Lab Code: MITKEM Case No.: 38897 Mod. Ref No.:                      SDG No.: E3NDO  
 Matrix: (SOIL/SED/WATER) SOIL Lab Sample ID: H1595-02A  
 Sample wt/vol: 30.1 (g/mL) G Lab File ID: E5F1275F.D/E5F1275R.D  
 % Moisture: 43 Decanted: (Y/N) N Date Received: 08/20/2009  
 Extraction: (Type) SONC Date Extracted: 08/21/2009  
 Concentrated Extract Volume: 10000 (uL) Date Analyzed: 08/22/2009  
 Injection Volume: 1.0 (uL) GPC Factor: 1.00 Dilution Factor: 1.0  
 GPC Cleanup: (Y/N) N pH: 8.0 Sulfur Cleanup: (Y/N) Y  
 Acid Cleanup: (Y/N) Y

CAS NO.	COMPOUND	CONCENTRATION UNITS:	
		(ug/L or ug/Kg)	UG/KG
12674-11-2	Aroclor-1016	58	U
11104-28-2	Aroclor-1221	58	U
11141-16-5	Aroclor-1232	58	U
53469-21-9	Aroclor-1242	58	U
12672-29-6	Aroclor-1248	58	U
11097-69-1	Aroclor-1254	58	U
11096-82-5	Aroclor-1260	58	U
37324-23-5	Aroclor-1262	58	U
11100-14-4	Aroclor-1268	58	U

**PRELIMINARY**

1H - FORM I ARO  
 AROCLOR ORGANICS ANALYSIS DATA SHEET

EPA SAMPLE NO.

E3ND2

Lab Name: MITKEM LABORATORIES Contract: EP-W-05-030  
 Lab Code: MITKEM Case No.: 38897 Mod. Ref No.:                      SDG No.: E3ND0  
 Matrix: (SOIL/SED/WATER) SOIL Lab Sample ID: H1595-03A  
 Sample wt/vol: 30.1 (g/mL) G Lab File ID: E5F1276F.D/E5F1276R.D  
 % Moisture: 41 Decanted: (Y/N) N Date Received: 08/20/2009  
 Extraction: (Type) SONC Date Extracted: 08/21/2009  
 Concentrated Extract Volume: 10000 (uL) Date Analyzed: 08/22/2009  
 Injection Volume: 1.0 (uL) GPC Factor: 1.00 Dilution Factor: 1.0  
 GPC Cleanup: (Y/N) N pH: 7.9 Sulfur Cleanup: (Y/N) Y  
 Acid Cleanup: (Y/N) Y

CAS NO.	COMPOUND	CONCENTRATION UNITS: UG/KG (ug/L or ug/Kg)	Q
12674-11-2	Aroclor-1016	56	U
11104-28-2	Aroclor-1221	56	U
11141-16-5	Aroclor-1232	56	U
53469-21-9	Aroclor-1242	56	U
12672-29-6	Aroclor-1248	56	U
11097-69-1	Aroclor-1254	56	U
11096-82-5	Aroclor-1260	56	U
37324-23-5	Aroclor-1262	56	U
11100-14-4	Aroclor-1268	56	U

PRELIMINARY

1H - FORM I ARO  
 AROCLOR ORGANICS ANALYSIS DATA SHEET

EPA SAMPLE NO.

E3ND3

Lab Name: MITKEM LABORATORIES Contract: EP-W-05-030  
 Lab Code: MITKEM Case No.: 38897 Mod. Ref No.:                      SDG No.: E3ND0  
 Matrix: (SOIL/SED/WATER) SOIL Lab Sample ID: H1595-04A  
 Sample wt/vol: 30.2 (g/mL) G Lab File ID: E5F1277F.D/E5F1277R.D  
 % Moisture: 41 Decanted: (Y/N) N Date Received: 08/20/2009  
 Extraction: (Type) SONC Date Extracted: 08/21/2009  
 Concentrated Extract Volume: 10000 (uL) Date Analyzed: 08/22/2009  
 Injection Volume: 1.0 (uL) GPC Factor: 1.00 Dilution Factor: 1.0  
 GPC Cleanup: (Y/N) N pH: 7.7 Sulfur Cleanup: (Y/N) Y  
 Acid Cleanup: (Y/N) Y

CAS NO.	COMPOUND	CONCENTRATION UNITS: <u>UG/KG</u> (ug/L or ug/Kg)	<u>Q</u>
12674-11-2	Aroclor-1016	56	U
11104-28-2	Aroclor-1221	56	U
11141-16-5	Aroclor-1232	56	U
53469-21-9	Aroclor-1242	62	P
12672-29-6	Aroclor-1248	53	PJ
11097-69-1	Aroclor-1254	56	U
11096-82-5	Aroclor-1260	56	U
37324-23-5	Aroclor-1262	56	U
11100-14-4	Aroclor-1268	56	U

PRELIMINARY

1H - FORM I ARO  
 AROCLOR ORGANICS ANALYSIS DATA SHEET

EPA SAMPLE NO.

E3ND4

Lab Name: MITKEM LABORATORIES Contract: EP-W-05-030  
 Lab Code: MITKEM Case No.: 38897 Mod. Ref No.: SDG No.: E3ND0  
 Matrix: (SOIL/SED/WATER) SOIL Lab Sample ID: H1595-05A  
 Sample wt/vol: 30.3 (g/mL) G Lab File ID: E5F1278F.D/E5F1278R.D  
 % Moisture: 43 Decanted: (Y/N) N Date Received: 08/20/2009  
 Extraction: (Type) SONC Date Extracted: 08/21/2009  
 Concentrated Extract Volume: 10000 (uL) Date Analyzed: 08/22/2009  
 Injection Volume: 1.0 (uL) GPC Factor: 1.00 Dilution Factor: 1.0  
 GPC Cleanup: (Y/N) N pH: 7.5 Sulfur Cleanup: (Y/N) Y  
 Acid Cleanup: (Y/N) Y

CAS NO.	COMPOUND	CONCENTRATION UNITS: <u>UG/KG</u> (ug/L or ug/Kg)	<u>Q</u>
12674-11-2	Aroclor-1016	57	U
11104-28-2	Aroclor-1221	57	U
11141-16-5	Aroclor-1232	57	U
53469-21-9	Aroclor-1242	57	U
12672-29-6	Aroclor-1248	57	U
11097-69-1	Aroclor-1254	57	U
11096-82-5	Aroclor-1260	57	U
37324-23-5	Aroclor-1262	57	U
11100-14-4	Aroclor-1268	57	U

PRELIMINARY

1H - FORM I ARO  
 AROCLOR ORGANICS ANALYSIS DATA SHEET

EPA SAMPLE NO.

E3ND5

Lab Name: MITKEM LABORATORIES Contract: EP-W-05-030  
 Lab Code: MITKEM Case No.: 38897 Mod. Ref No.:                      SDG No.: E3ND0  
 Matrix: (SOIL/SED/WATER) SOIL Lab Sample ID: H1595-06A  
 Sample wt/vol: 30.3 (g/mL) G Lab File ID: E5F1279F.D/E5F1279R.D  
 % Moisture: 36 Decanted: (Y/N) N Date Received: 08/20/2009  
 Extraction: (Type) SONC Date Extracted: 08/21/2009  
 Concentrated Extract Volume: 10000 (uL) Date Analyzed: 08/22/2009  
 Injection Volume: 1.0 (uL) GPC Factor: 1.00 Dilution Factor: 1.0  
 GPC Cleanup: (Y/N) N pH: 7.4 Sulfur Cleanup: (Y/N) Y  
 Acid Cleanup: (Y/N) Y

CAS NO.	COMPOUND	CONCENTRATION UNITS:	
		(ug/L or ug/Kg)	UG/KG
12674-11-2	Aroclor-1016	51	U
11104-28-2	Aroclor-1221	51	U
11141-16-5	Aroclor-1232	51	U
53469-21-9	Aroclor-1242	180	P
12672-29-6	Aroclor-1248	130	P
11097-69-1	Aroclor-1254	54	
11096-82-5	Aroclor-1260	51	U
37324-23-5	Aroclor-1262	51	U
11100-14-4	Aroclor-1268	51	U

**PRELIMINARY**  
 SOM01.2 (6/2007)

1H - FORM I ARO  
 AROCLOR ORGANICS ANALYSIS DATA SHEET

EPA SAMPLE NO.

E3ND5MS (1)

Lab Name: MITKEM LABORATORIES Contract: EP-W-05-030  
 Lab Code: MITKEM Case No.: 38897 Mod. Ref No.: SDG No.: E3ND0  
 Matrix: (SOIL/SED/WATER) SOIL Lab Sample ID: H1595-06AMS  
 Sample wt/vol: 30.1 (g/mL) G Lab File ID: E5F1280F.D  
 % Moisture: 36 Decanted: (Y/N) N Date Received: 08/20/2009  
 Extraction: (Type) SONC Date Extracted: 08/21/2009  
 Concentrated Extract Volume: 10000 (uL) Date Analyzed: 08/22/2009  
 Injection Volume: 1.0 (uL) GPC Factor: 1.00 Dilution Factor: 1.0  
 GPC Cleanup: (Y/N) N pH: 7.4 Sulfur Cleanup: (Y/N) Y  
 Acid Cleanup: (Y/N) Y

CAS NO.	COMPOUND	CONCENTRATION UNITS:	
		(ug/L or ug/Kg)	UG/KG
12674-11-2	Aroclor-1016	230	P
11104-28-2	Aroclor-1221	51	U
11141-16-5	Aroclor-1232	51	U
53469-21-9	Aroclor-1242	340	
12672-29-6	Aroclor-1248	170	P
11097-69-1	Aroclor-1254	150	P
11096-82-5	Aroclor-1260	180	P
37324-23-5	Aroclor-1262	51	U
11100-14-4	Aroclor-1268	51	U

PRELIMINARY

1H - FORM I ARO  
 AROCLOR ORGANICS ANALYSIS DATA SHEET

EPA SAMPLE NO.

E3ND5MS (2)

Lab Name: MITKEM LABORATORIES Contract: EP-W-05-030  
 Lab Code: MITKEM Case No.: 38897 Mod. Ref No.: \_\_\_\_\_ SDG No.: E3NDO  
 Matrix: (SOIL/SED/WATER) SOIL Lab Sample ID: H1595-06AMS  
 Sample wt/vol: 30.1 (g/mL) G Lab File ID: E5F1280R.D  
 % Moisture: 36 Decanted: (Y/N) N Date Received: 08/20/2009  
 Extraction: (Type) SONC Date Extracted: 08/21/2009  
 Concentrated Extract Volume: 10000 (uL) Date Analyzed: 08/22/2009  
 Injection Volume: 1.0 (uL) GPC Factor: 1.00 Dilution Factor: 1.0  
 GPC Cleanup: (Y/N) N pH: 7.4 Sulfur Cleanup: (Y/N) Y  
 Acid Cleanup: (Y/N) Y

CAS NO.	COMPOUND	CONCENTRATION UNITS:	
		(ug/L or ug/Kg)	UG/KG
12674-11-2	Aroclor-1016	300	P
11104-28-2	Aroclor-1221	51	U
11141-16-5	Aroclor-1232	51	U
53469-21-9	Aroclor-1242	400	
12672-29-6	Aroclor-1248	220	P
11097-69-1	Aroclor-1254	100	P
11096-82-5	Aroclor-1260	250	P
37324-23-5	Aroclor-1262	51	U
11100-14-4	Aroclor-1268	51	U

PRELIMINARY



1H - FORM I ARO  
 AROCLOR ORGANICS ANALYSIS DATA SHEET

EPA SAMPLE NO.

E3ND5MSD(1)

Lab Name: MITKEM LABORATORIES Contract: EP-W-05-030  
 Lab Code: MITKEM Case No.: 38897 Mod. Ref No.: \_\_\_\_\_ SDG No.: E3ND0  
 Matrix: (SOIL/SED/WATER) SOIL Lab Sample ID: H1595-06AMSD  
 Sample wt/vol: 30 (g/mL) G Lab File ID: E5F1281F.D  
 % Moisture: 36 Decanted: (Y/N) N Date Received: 08/20/2009  
 Extraction: (Type) SONC Date Extracted: 08/21/2009  
 Concentrated Extract Volume: 10000 (uL) Date Analyzed: 08/22/2009  
 Injection Volume: 1.0 (uL) GPC Factor: 1.00 Dilution Factor: 1.0  
 GPC Cleanup: (Y/N) N pH: 7.4 Sulfur Cleanup: (Y/N) Y  
 Acid Cleanup: (Y/N) Y

CAS NO.	COMPOUND	CONCENTRATION UNITS:	
		(ug/L or ug/Kg)	UG/KG
12674-11-2	Aroclor-1016	250	P
11104-28-2	Aroclor-1221	52	U
11141-16-5	Aroclor-1232	52	U
53469-21-9	Aroclor-1242	360	P
12672-29-6	Aroclor-1248	190	P
11097-69-1	Aroclor-1254	160	P
11096-82-5	Aroclor-1260	190	P
37324-23-5	Aroclor-1262	52	U
11100-14-4	Aroclor-1268	52	U

**PRELIMINARY**

1H - FORM I ARO  
 AROCLOR ORGANICS ANALYSIS DATA SHEET

EPA SAMPLE NO.

E3ND5MSD(2)

Lab Name: MITKEM LABORATORIES Contract: EP-W-05-030  
 Lab Code: MITKEM Case No.: 38897 Mod. Ref No.: \_\_\_\_\_ SDG No.: E3NDO  
 Matrix: (SOIL/SED/WATER) SOIL Lab Sample ID: H1595-06AMSD  
 Sample wt/vol: 30 (g/mL) G Lab File ID: E5F1281R.D  
 % Moisture: 36 Decanted: (Y/N) N Date Received: 08/20/2009  
 Extraction: (Type) SONC Date Extracted: 08/21/2009  
 Concentrated Extract Volume: 10000 (uL) Date Analyzed: 08/22/2009  
 Injection Volume: 1.0 (uL) GPC Factor: 1.00 Dilution Factor: 1.0  
 GPC Cleanup: (Y/N) N pH: 7.4 Sulfur Cleanup: (Y/N) Y  
 Acid Cleanup: (Y/N) Y

CAS NO.	COMPOUND	CONCENTRATION UNITS:	
		(ug/L or ug/Kg)	UG/KG
12674-11-2	Aroclor-1016	320	P
11104-28-2	Aroclor-1221	52	U
11141-16-5	Aroclor-1232	52	U
53469-21-9	Aroclor-1242	450	P
12672-29-6	Aroclor-1248	240	P
11097-69-1	Aroclor-1254	82	P
11096-82-5	Aroclor-1260	260	P
37324-23-5	Aroclor-1262	52	U
11100-14-4	Aroclor-1268	52	U

PRELIMINARY

1H - FORM I ARO  
 AROCLOR ORGANICS ANALYSIS DATA SHEET

EPA SAMPLE NO.

E3ND6

Lab Name: MITKEM LABORATORIES Contract: EP-W-05-030  
 Lab Code: MITKEM Case No.: 38897 Mod. Ref No.: \_\_\_\_\_ SDG No.: E3ND0  
 Matrix: (SOIL/SED/WATER) SOIL Lab Sample ID: H1595-07A  
 Sample wt/vol: 30.0 (g/mL) G Lab File ID: E5F1282F.D/E5F1282R.D  
 % Moisture: 37 Decanted: (Y/N) N Date Received: 08/20/2009  
 Extraction: (Type) SONC Date Extracted: 08/21/2009  
 Concentrated Extract Volume: 10000 (uL) Date Analyzed: 08/22/2009  
 Injection Volume: 1.0 (uL) GPC Factor: 1.00 Dilution Factor: 1.0  
 GPC Cleanup: (Y/N) N pH: 7.9 Sulfur Cleanup: (Y/N) Y  
 Acid Cleanup: (Y/N) Y

CAS NO.	COMPOUND	CONCENTRATION UNITS: UG/KG	
		(ug/L or ug/Kg)	Q
12674-11-2	Aroclor-1016	52	U
11104-28-2	Aroclor-1221	52	U
11141-16-5	Aroclor-1232	52	U
53469-21-9	Aroclor-1242	110	P
12672-29-6	Aroclor-1248	82	P
11097-69-1	Aroclor-1254	35	PJ
11096-82-5	Aroclor-1260	52	U
37324-23-5	Aroclor-1262	52	U
11100-14-4	Aroclor-1268	52	U

PRELIMINARY

1H - FORM I ARO  
 AROCLOR ORGANICS ANALYSIS DATA SHEET

EPA SAMPLE NO.

E3ND7

Lab Name: MITKEM LABORATORIES Contract: EP-W-05-030  
 Lab Code: MITKEM Case No.: 38897 Mod. Ref No.:                      SDG No.: E3ND0  
 Matrix: (SOIL/SED/WATER) SOIL Lab Sample ID: H1595-08A  
 Sample wt/vol: 30.0 (g/mL) G Lab File ID: E5F1283F.D/E5F1283R.D  
 % Moisture: 38 Decanted: (Y/N) N Date Received: 08/20/2009  
 Extraction: (Type) SONC Date Extracted: 08/21/2009  
 Concentrated Extract Volume: 10000 (uL) Date Analyzed: 08/22/2009  
 Injection Volume: 1.0 (uL) GPC Factor: 1.00 Dilution Factor: 1.0  
 GPC Cleanup: (Y/N) N pH: 8.0 Sulfur Cleanup: (Y/N) Y  
 Acid Cleanup: (Y/N) Y

CAS NO.	COMPOUND	CONCENTRATION UNITS:	
		(ug/L or ug/Kg)	UG/KG
12674-11-2	Aroclor-1016	53	U
11104-28-2	Aroclor-1221	53	U
11141-16-5	Aroclor-1232	53	U
53469-21-9	Aroclor-1242	53	J
12672-29-6	Aroclor-1248	53	U
11097-69-1	Aroclor-1254	53	U
11096-82-5	Aroclor-1260	53	U
37324-23-5	Aroclor-1262	53	U
11100-14-4	Aroclor-1268	53	U

PRELIMINARY

1H - FORM I ARO  
 AROCLOR ORGANICS ANALYSIS DATA SHEET

EPA SAMPLE NO.

E3ND8

Lab Name: MITKEM LABORATORIES Contract: EP-W-05-030  
 Lab Code: MITKEM Case No.: 38897 Mod. Ref No.: \_\_\_\_\_ SDG No.: E3ND0  
 Matrix: (SOIL/SED/WATER) SOIL Lab Sample ID: H1595-09A  
 Sample wt/vol: 30.0 (g/mL) G Lab File ID: E5F1284F.D/E5F1284R.D  
 % Moisture: 35 Decanted: (Y/N) N Date Received: 08/20/2009  
 Extraction: (Type) SONC Date Extracted: 08/21/2009  
 Concentrated Extract Volume: 10000 (uL) Date Analyzed: 08/22/2009  
 Injection Volume: 1.0 (uL) GPC Factor: 1.00 Dilution Factor: 1.0  
 GPC Cleanup: (Y/N) N pH: 8.0 Sulfur Cleanup: (Y/N) Y  
 Acid Cleanup: (Y/N) Y

CAS NO.	COMPOUND	CONCENTRATION UNITS:	
		(ug/L or ug/Kg)	UG/KG
12674-11-2	Aroclor-1016	51	U
11104-28-2	Aroclor-1221	51	U
11141-16-5	Aroclor-1232	51	U
53469-21-9	Aroclor-1242	51	U
12672-29-6	Aroclor-1248	51	U
11097-69-1	Aroclor-1254	51	U
11096-82-5	Aroclor-1260	51	U
37324-23-5	Aroclor-1262	51	U
11100-14-4	Aroclor-1268	51	U

**PRELIMINARY**

1H - FORM I ARO  
 AROCLOR ORGANICS ANALYSIS DATA SHEET

EPA SAMPLE NO.

E3ND9

Lab Name: MITKEM LABORATORIES Contract: EP-W-05-030  
 Lab Code: MITKEM Case No.: 38897 Mod. Ref No.: SDG No.: E3ND0  
 Matrix: (SOIL/SED/WATER) SOIL Lab Sample ID: H1595-10A  
 Sample wt/vol: 30.1 (g/mL) G Lab File ID: E5F1285F.D/E5F1285R.D  
 % Moisture: 17 Decanted: (Y/N) N Date Received: 08/20/2009  
 Extraction: (Type) SONC Date Extracted: 08/21/2009  
 Concentrated Extract Volume: 10000 (uL) Date Analyzed: 08/22/2009  
 Injection Volume: 1.0 (uL) GPC Factor: 1.00 Dilution Factor: 1.0  
 GPC Cleanup: (Y/N) N pH: 7.3 Sulfur Cleanup: (Y/N) Y  
 Acid Cleanup: (Y/N) Y

CAS NO.	COMPOUND	CONCENTRATION UNITS:	
		(ug/L or ug/Kg)	UG/KG
12674-11-2	Aroclor-1016	40	U
11104-28-2	Aroclor-1221	40	U
11141-16-5	Aroclor-1232	40	U
53469-21-9	Aroclor-1242	40	U
12672-29-6	Aroclor-1248	40	U
11097-69-1	Aroclor-1254	40	U
11096-82-5	Aroclor-1260	40	U
37324-23-5	Aroclor-1262	40	U
11100-14-4	Aroclor-1268	40	U

PRELIMINARY

1H - FORM I ARO  
 AROCLOR ORGANICS ANALYSIS DATA SHEET

EPA SAMPLE NO.

E3NE0

Lab Name: MITKEM LABORATORIES Contract: EP-W-05-030  
 Lab Code: MITKEM Case No.: 38897 Mod. Ref No.:                      SDG No.: E3NDO  
 Matrix: (SOIL/SED/WATER) SOIL Lab Sample ID: H1595-11A  
 Sample wt/vol: 30.2 (g/mL) G Lab File ID: E5F1286F.D/E5F1286R.D  
 % Moisture: 43 Decanted: (Y/N) N Date Received: 08/20/2009  
 Extraction: (Type) SONC Date Extracted: 08/21/2009  
 Concentrated Extract Volume: 10000 (uL) Date Analyzed: 08/22/2009  
 Injection Volume: 1.0 (uL) GPC Factor: 1.00 Dilution Factor: 1.0  
 GPC Cleanup: (Y/N) N pH: 7.0 Sulfur Cleanup: (Y/N) Y  
 Acid Cleanup: (Y/N) Y

CAS NO.	COMPOUND	CONCENTRATION UNITS:	
		(ug/L or ug/Kg)	UG/KG
12674-11-2	Aroclor-1016	58	U
11104-28-2	Aroclor-1221	58	U
11141-16-5	Aroclor-1232	58	U
53469-21-9	Aroclor-1242	58	U
12672-29-6	Aroclor-1248	8600	E
11097-69-1	Aroclor-1254	4600	EP
11096-82-5	Aroclor-1260	1300	E
37324-23-5	Aroclor-1262	58	U
11100-14-4	Aroclor-1268	58	U

PRELIMINARY

SOM01.2 (6/2007)

1H - FORM I ARO  
 AROCLOR ORGANICS ANALYSIS DATA SHEET

EPA SAMPLE NO.

E3NE1

Lab Name: MITKEM LABORATORIES Contract: EP-W-05-030  
 Lab Code: MITKEM Case No.: 38897 Mod. Ref No.:                      SDG No.: E3NDO  
 Matrix: (SOIL/SED/WATER) SOIL Lab Sample ID: H1595-12A  
 Sample wt/vol: 30.3 (g/mL) G Lab File ID: E5F1287F.D/E5F1287R.D  
 % Moisture: 41 Decanted: (Y/N) N Date Received: 08/20/2009  
 Extraction: (Type) SONC Date Extracted: 08/21/2009  
 Concentrated Extract Volume: 10000 (uL) Date Analyzed: 08/22/2009  
 Injection Volume: 1.0 (uL) GPC Factor: 1.00 Dilution Factor: 1.0  
 GPC Cleanup: (Y/N) N pH: 7.4 Sulfur Cleanup: (Y/N) Y  
 Acid Cleanup: (Y/N) Y

CAS NO.	COMPOUND	CONCENTRATION UNITS: UG/KG	
		(ug/L or ug/Kg)	Q
12674-11-2	Aroclor-1016	55	U
11104-28-2	Aroclor-1221	55	U
11141-16-5	Aroclor-1232	55	U
53469-21-9	Aroclor-1242	55	U
12672-29-6	Aroclor-1248	5800	E
11097-69-1	Aroclor-1254	3300	EP
11096-82-5	Aroclor-1260	1200	E
37324-23-5	Aroclor-1262	55	U
11100-14-4	Aroclor-1268	55	U

PRELIMINARY



1H - FORM I ARO  
 AROCLOR ORGANICS ANALYSIS DATA SHEET

EPA SAMPLE NO.

E3NE2

Lab Name: MITKEM LABORATORIES Contract: EP-W-05-030  
 Lab Code: MITKEM Case No.: 38897 Mod. Ref No.:                      SDG No.: E3NDO  
 Matrix: (SOIL/SED/WATER) SOIL Lab Sample ID: H1595-13A  
 Sample wt/vol: 30.2 (g/mL) G Lab File ID: E5F1288F.D/E5F1288R.D  
 % Moisture: 39 Decanted: (Y/N) N Date Received: 08/20/2009  
 Extraction: (Type) SONC Date Extracted: 08/21/2009  
 Concentrated Extract Volume: 10000 (uL) Date Analyzed: 08/22/2009  
 Injection Volume: 1.0 (uL) GPC Factor: 1.00 Dilution Factor: 1.0  
 GPC Cleanup: (Y/N) N pH: 7.3 Sulfur Cleanup: (Y/N) Y  
 Acid Cleanup: (Y/N) Y

CAS NO.	COMPOUND	CONCENTRATION UNITS:	
		UG/KG (ug/L or ug/Kg)	Q
12674-11-2	Aroclor-1016	54	U
11104-28-2	Aroclor-1221	54	U
11141-16-5	Aroclor-1232	54	U
53469-21-9	Aroclor-1242	54	U
12672-29-6	Aroclor-1248	1800	EP
11097-69-1	Aroclor-1254	2400	EP
11096-82-5	Aroclor-1260	1100	E
37324-23-5	Aroclor-1262	54	U
11100-14-4	Aroclor-1268	54	U

PRELIMINARY

1H - FORM I ARO  
 AROCLOR ORGANICS ANALYSIS DATA SHEET

EPA SAMPLE NO.

E3NE3

Lab Name: MITKEM LABORATORIES Contract: EP-W-05-030  
 Lab Code: MITKEM Case No.: 38897 Mod. Ref No.: SDG No.: E3NDO  
 Matrix: (SOIL/SED/WATER) SOIL Lab Sample ID: H1595-14A  
 Sample wt/vol: 30.1 (g/mL) G Lab File ID: E5F1289F.D/E5F1289R.D  
 % Moisture: 40 Decanted: (Y/N) N Date Received: 08/20/2009  
 Extraction: (Type) SONC Date Extracted: 08/21/2009  
 Concentrated Extract Volume: 10000 (uL) Date Analyzed: 08/22/2009  
 Injection Volume: 1.0 (uL) GPC Factor: 1.00 Dilution Factor: 1.0  
 GPC Cleanup: (Y/N) N pH: 7.5 Sulfur Cleanup: (Y/N) Y  
 Acid Cleanup: (Y/N) Y

CAS NO.	COMPOUND	CONCENTRATION UNITS: <u>UG/KG</u> (ug/L or ug/Kg)	<u>Q</u>
12674-11-2	Aroclor-1016	55	U
11104-28-2	Aroclor-1221	55	U
11141-16-5	Aroclor-1232	55	U
53469-21-9	Aroclor-1242	55	U
12672-29-6	Aroclor-1248	55	U
11097-69-1	Aroclor-1254	320	P
11096-82-5	Aroclor-1260	170	P
37324-23-5	Aroclor-1262	55	U
11100-14-4	Aroclor-1268	55	U

PRELIMINARY

1H - FORM I ARO  
 AROCLOR ORGANICS ANALYSIS DATA SHEET

EPA SAMPLE NO.

E3NE4

Lab Name: MITKEM LABORATORIES Contract: EP-W-05-030  
 Lab Code: MITKEM Case No.: 38897 Mod. Ref No.: SDG No.: E3NDO  
 Matrix: (SOIL/SED/WATER) SOIL Lab Sample ID: H1595-15A  
 Sample wt/vol: 30.2 (g/mL) G Lab File ID: E5F1290F.D/E5F1290R.D  
 % Moisture: 40 Decanted: (Y/N) N Date Received: 08/20/2009  
 Extraction: (Type) SONC Date Extracted: 08/21/2009  
 Concentrated Extract Volume: 10000 (uL) Date Analyzed: 08/22/2009  
 Injection Volume: 1.0 (uL) GPC Factor: 1.00 Dilution Factor: 1.0  
 GPC Cleanup: (Y/N) N pH: 7.4 Sulfur Cleanup: (Y/N) Y  
 Acid Cleanup: (Y/N) Y

CAS NO.	COMPOUND	CONCENTRATION UNITS:	
		UG/KG	Q
12674-11-2	Aroclor-1016	55	U
11104-28-2	Aroclor-1221	55	U
11141-16-5	Aroclor-1232	55	U
53469-21-9	Aroclor-1242	55	U
12672-29-6	Aroclor-1248	55	U
11097-69-1	Aroclor-1254	98	P
11096-82-5	Aroclor-1260	79	P
37324-23-5	Aroclor-1262	55	U
11100-14-4	Aroclor-1268	55	U

PRELIMINARY

1H - FORM I ARO  
 AROCLOR ORGANICS ANALYSIS DATA SHEET

EPA SAMPLE NO.

E3NE5

Lab Name: MITKEM LABORATORIES Contract: EP-W-05-030  
 Lab Code: MITKEM Case No.: 38897 Mod. Ref No.: SDG No.: E3NDO  
 Matrix: (SOIL/SED/WATER) SOIL Lab Sample ID: H1595-16A  
 Sample wt/vol: 30.2 (g/mL) G Lab File ID: E5F1291F.D/E5F1291R.D  
 % Moisture: 35 Decanted: (Y/N) N Date Received: 08/20/2009  
 Extraction: (Type) SONC Date Extracted: 08/21/2009  
 Concentrated Extract Volume: 10000 (uL) Date Analyzed: 08/22/2009  
 Injection Volume: 1.0 (uL) GPC Factor: 1.00 Dilution Factor: 1.0  
 GPC Cleanup: (Y/N) N pH: 7.7 Sulfur Cleanup: (Y/N) Y  
 Acid Cleanup: (Y/N) Y

CAS NO.	COMPOUND	CONCENTRATION UNITS: <u>UG/KG</u> (ug/L or ug/Kg)	<u>Q</u>
12674-11-2	Aroclor-1016	50	U
11104-28-2	Aroclor-1221	50	U
11141-16-5	Aroclor-1232	50	U
53469-21-9	Aroclor-1242	50	U
12672-29-6	Aroclor-1248	50	U
11097-69-1	Aroclor-1254	50	U
11096-82-5	Aroclor-1260	50	U
37324-23-5	Aroclor-1262	50	U
11100-14-4	Aroclor-1268	50	U

PRELIMINARY

1H - FORM I ARO  
 AROCLOR ORGANICS ANALYSIS DATA SHEET

EPA SAMPLE NO.

E3NE6

Lab Name: MITKEM LABORATORIES Contract: EP-W-05-030  
 Lab Code: MITKEM Case No.: 38897 Mod. Ref No.:                      SDG No.: E3NDO  
 Matrix: (SOIL/SED/WATER) SOIL Lab Sample ID: H1595-17A  
 Sample wt/vol: 30.2 (g/mL) G Lab File ID: E5F1292F.D/E5F1292R.D  
 % Moisture: 41 Decanted: (Y/N) N Date Received: 08/20/2009  
 Extraction: (Type) SONC Date Extracted: 08/21/2009  
 Concentrated Extract Volume: 10000 (uL) Date Analyzed: 08/22/2009  
 Injection Volume: 1.0 (uL) GPC Factor: 1.00 Dilution Factor: 1.0  
 GPC Cleanup: (Y/N) N pH: 7.9 Sulfur Cleanup: (Y/N) Y  
 Acid Cleanup: (Y/N) Y

CAS NO.	COMPOUND	CONCENTRATION UNITS: <u>UG/KG</u> (ug/L or ug/Kg)	<u>Q</u>
12674-11-2	Aroclor-1016	56	U
11104-28-2	Aroclor-1221	56	U
11141-16-5	Aroclor-1232	56	U
53469-21-9	Aroclor-1242	56	U
12672-29-6	Aroclor-1248	56	U
11097-69-1	Aroclor-1254	56	U
11096-82-5	Aroclor-1260	56	U
37324-23-5	Aroclor-1262	56	U
11100-14-4	Aroclor-1268	56	U

PRELIMINARY

1H - FORM I ARO  
 AROCLOR ORGANICS ANALYSIS DATA SHEET

EPA SAMPLE NO.

E3NE7

Lab Name: MITKEM LABORATORIES Contract: EP-W-05-030  
 Lab Code: MITKEM Case No.: 38897 Mod. Ref No.: SDG No.: E3NDO  
 Matrix: (SOIL/SED/WATER) SOIL Lab Sample ID: H1595-18A  
 Sample wt/vol: 30.3 (g/mL) G Lab File ID: E5F1293F.D/E5F1293R.D  
 % Moisture: 44 Decanted: (Y/N) N Date Received: 08/21/2009  
 Extraction: (Type) SONC Date Extracted: 08/21/2009  
 Concentrated Extract Volume: 10000 (uL) Date Analyzed: 08/22/2009  
 Injection Volume: 1.0 (uL) GPC Factor: 1.00 Dilution Factor: 1.0  
 GPC Cleanup: (Y/N) N pH: 7.5 Sulfur Cleanup: (Y/N) Y  
 Acid Cleanup: (Y/N) Y

CAS NO.	COMPOUND	CONCENTRATION UNITS:	
		ug/L or ug/Kg	ug/Kg
12674-11-2	Aroclor-1016	58	U
11104-28-2	Aroclor-1221	58	U
11141-16-5	Aroclor-1232	58	U
53469-21-9	Aroclor-1242	58	U
12672-29-6	Aroclor-1248	58	U
11097-69-1	Aroclor-1254	2500	EP
11096-82-5	Aroclor-1260	1200	E
37324-23-5	Aroclor-1262	58	U
11100-14-4	Aroclor-1268	58	U

PRELIMINARY

1H - FORM I ARO  
 AROCLOR ORGANICS ANALYSIS DATA SHEET

EPA SAMPLE NO.

E3NE8

Lab Name: MITKEM LABORATORIES Contract: EP-W-05-030  
 Lab Code: MITKEM Case No.: 38897 Mod. Ref No.: \_\_\_\_\_ SDG No.: E3NDO  
 Matrix: (SOIL/SED/WATER) SOIL Lab Sample ID: H1595-19A  
 Sample wt/vol: 30.3 (g/mL) G Lab File ID: E5F1294F.D/E5F1294R.D  
 % Moisture: 41 Decanted: (Y/N) N Date Received: 08/21/2009  
 Extraction: (Type) SONC Date Extracted: 08/21/2009  
 Concentrated Extract Volume: 10000 (uL) Date Analyzed: 08/22/2009  
 Injection Volume: 1.0 (uL) GPC Factor: 1.00 Dilution Factor: 1.0  
 GPC Cleanup: (Y/N) N pH: 7.5 Sulfur Cleanup: (Y/N) Y  
 Acid Cleanup: (Y/N) Y

CAS NO.	COMPOUND	CONCENTRATION UNITS:	
		ug/L or ug/Kg	UG/KG
12674-11-2	Aroclor-1016	55	U
11104-28-2	Aroclor-1221	55	U
11141-16-5	Aroclor-1232	55	U
53469-21-9	Aroclor-1242	55	U
12672-29-6	Aroclor-1248	55	U
11097-69-1	Aroclor-1254	1100	EP
11096-82-5	Aroclor-1260	480	
37324-23-5	Aroclor-1262	55	U
11100-14-4	Aroclor-1268	55	U

PRELIMINARY

1H - FORM I ARO  
 AROCLOR ORGANICS ANALYSIS DATA SHEET

EPA SAMPLE NO.

E3NE9

Lab Name: MITKEM LABORATORIES Contract: EP-W-05-030  
 Lab Code: MITKEM Case No.: 38897 Mod. Ref No.: SDG No.: E3NDO  
 Matrix: (SOIL/SED/WATER) SOIL Lab Sample ID: H1595-20A  
 Sample wt/vol: 30.0 (g/mL) G Lab File ID: E5F1295F.D/E5F1295R.D  
 % Moisture: 41 Decanted: (Y/N) N Date Received: 08/21/2009  
 Extraction: (Type) SONC Date Extracted: 08/21/2009  
 Concentrated Extract Volume: 10000 (uL) Date Analyzed: 08/22/2009  
 Injection Volume: 1.0 (uL) GPC Factor: 1.00 Dilution Factor: 1.0  
 GPC Cleanup: (Y/N) N pH: 7.2 Sulfur Cleanup: (Y/N) Y  
 Acid Cleanup: (Y/N) Y

CAS NO.	COMPOUND	CONCENTRATION UNITS: <u>UG/KG</u> (ug/L or ug/Kg)	<u>Q</u>
12674-11-2	Aroclor-1016	56	U
11104-28-2	Aroclor-1221	56	U
11141-16-5	Aroclor-1232	56	U
53469-21-9	Aroclor-1242	56	U
12672-29-6	Aroclor-1248	56	U
11097-69-1	Aroclor-1254	550	EP
11096-82-5	Aroclor-1260	190	P
37324-23-5	Aroclor-1262	56	U
11100-14-4	Aroclor-1268	56	U

PRELIMINARY

SOM01.2 (6/2007)



10C - FORM X ARO  
 IDENTIFICATION SUMMARY  
 FOR MULTICOMPONENT ANALYTES

EPA SAMPLE NO.

E3ND0

Lab Name: MITKEM LABORATORIES Contract: EP-W-05-030  
 Lab Code: MITKEM Case No.: 38897 Mod. Ref No.: SDG No.: E3ND0  
 Lab Sample ID: H1595-01A Date(s) Analyzed: 08/22/2009 08/22/2009  
 Instrument ID (1): E5 Instrument ID (2): E5  
 GC Column(1): CLPPest ID: 0.53 (mm) GC Column(2): CLPPestII ID: 0.53 (MM)

ANALYTE	PEAK	RT	RT WINDOW		CONCENTRATION		%D
			FROM	TO	PEAK	MEAN	
Aroclor-1242	1	4.261	4.034	4.174	56.1963	60.026283	
	2	4.395	4.163	4.303	40.1116		
COLUMN 1	3	4.783	4.545	4.685	83.7709		
	4						
	5						
COLUMN 2	1	4.993	4.513	4.653	72.8823		
	2	5.138	4.651	4.791	61.6772		
	3	5.647	5.134	5.274	136.9730		
	4						
	5						
Aroclor-1248	1	5.205	4.339	4.479	40.0852	47.791226	
	2	5.431	4.963	5.103	49.1286		
COLUMN 1	3	5.850	5.184	5.324	54.1599		
	4						
	5						
COLUMN 2	1	5.786	5.267	5.407	69.0854		
	2	6.128	5.595	5.735	62.5948		
	3	6.364	5.854	5.994	1387.9462		
	4						
	5						
					506.542134	959.9	

At least 3 peaks for each column are required for identification of multicomponent analytes

PRELIMINARY

10C - FORM X ARO  
 IDENTIFICATION SUMMARY  
 FOR MULTICOMPONENT ANALYTES

EPA SAMPLE NO.

E3ND3

Lab Name: MITKEM LABORATORIES Contract: EP-W-05-030  
 Lab Code: MITKEM Case No.: 38897 Mod. Ref No.: SDG No.: E3ND0  
 Lab Sample ID: H1595-04A Date(s) Analyzed: 08/22/2009 08/22/2009  
 Instrument ID (1): E5 Instrument ID (2): E5  
 GC Column(1): CLPPest ID: 0.53 (mm) GC Column(2): CLPPestII ID: 0.53 (MM)

ANALYTE	PEAK	RT	RT WINDOW		CONCENTRATION		%D
			FROM	TO	PEAK	MEAN	
Aroclor-1242	1	4.261	4.034	4.174	58.0522	61.922856	
	2	4.394	4.163	4.303	40.0467		
COLUMN 1	3	4.783	4.545	4.685	87.6697		
	4						
	5						
COLUMN 2	1	4.992	4.513	4.653	74.8718	81.237045	31.2
	2	5.137	4.651	4.791	51.8416		
	3	5.647	5.134	5.274	116.9977		
	4						
	5						
Aroclor-1248	1	5.203	4.339	4.479	44.0910	53.182032	
	2	5.429	4.963	5.103	53.0383		
COLUMN 1	3	5.849	5.184	5.324	62.4168		
	4						
	5						
COLUMN 2	1	5.786	5.267	5.407	64.0809	132.387357	148.9
	2	6.126	5.595	5.735	60.5861		
	3	6.364	5.854	5.994	272.4951		
	4						
	5						

At least 3 peaks for each column are required for identification of multicomponent analytes

**PRELIMINARY**

10C - FORM X ARO  
 IDENTIFICATION SUMMARY  
 FOR MULTICOMPONENT ANALYTES

EPA SAMPLE NO.

E3ND5

Lab Name: MITKEM LABORATORIES Contract: EP-W-05-030  
 Lab Code: MITKEM Case No.: 38897 Mod. Ref No.: SDG No.: E3ND0  
 Lab Sample ID: H1595-06A Date(s) Analyzed: 08/22/2009 08/22/2009  
 Instrument ID (1): E5 Instrument ID (2): E5  
 GC Column(1): CLPPest ID: 0.53 (mm) GC Column(2): CLPPestII ID: 0.53 (MM)

ANALYTE	PEAK	RT	RT WINDOW		CONCENTRATION		%D
			FROM	TO	PEAK	MEAN	
Aroclor-1242	1	4.260	4.034	4.174	175.9035	175.819312	
	2	4.392	4.163	4.303	110.4558		
COLUMN 1	3	4.782	4.545	4.685	241.0987		
	4						
	5						
COLUMN 2	1	4.990	4.513	4.653	216.6625		
	2	5.137	4.651	4.791	141.7282		
	3	5.645	5.134	5.274	315.4676		
	4						
	5						
						224.619397	27.8
Aroclor-1248	1	5.202	4.339	4.479	118.8088	132.654763	
	2	5.430	4.963	5.103	131.9697		
COLUMN 1	3	5.848	5.184	5.324	147.1859		
	4						
	5						
COLUMN 2	1	5.785	5.267	5.407	178.3584		
	2	6.125	5.595	5.735	168.1281		
	3	6.392	5.854	5.994	151.8096		
	4						
	5						
						166.098678	25.2
Aroclor-1254	1	5.157	5.594	5.734	50.4462	54.282740	
	2	6.153	6.097	6.237	44.0317		
COLUMN 1	3	6.372	6.409	6.549	68.3703		
	4						
	5						
COLUMN 2	1	6.716	5.795	5.935	62.1580		
	2	6.840	6.325	6.465	61.0000		
	3	7.064	7.106	7.246	58.3865		
	4						
	5						
						60.514803	11.5

At least 3 peaks for each column are required for identification of multicomponent analytes

**PRELIMINARY**

10C - FORM X ARO  
IDENTIFICATION SUMMARY  
FOR MULTICOMPONENT ANALYTES

EPA SAMPLE NO.

E3ND5MS

Lab Name: MITKEM LABORATORIES Contract: EP-W-05-030  
 Lab Code: MITKEM Case No.: 38897 Mod. Ref No.: SDG No.: E3ND0  
 Lab Sample ID: H1595-06AMS Date(s) Analyzed: 08/22/2009 08/22/2009  
 Instrument ID (1): E5 Instrument ID (2): E5  
 GC Column(1): CLPPest ID: 0.53 (mm) GC Column(2): CLPPestII ID: 0.53 (MM)

ANALYTE	PEAK	RT	RT WINDOW		CONCENTRATION		%D
			FROM	TO	PEAK	MEAN	
Aroclor-1016	1	3.836	3.798	3.938	249.1311	226.441158	
	2	4.260	4.631	4.771	279.0411		
	3	5.157	4.917	5.057	151.1513		
	4						
	5						
COLUMN 1	1	4.112	4.076	4.216	225.0788	298.809476	32.0
	2	5.136	4.851	4.991	270.5363		
	3	5.785	4.898	5.038	400.8133		
	4						
	5						
COLUMN 2	1	4.260	4.034	4.174	347.9542	340.042599	
	2	4.391	4.163	4.303	276.4502		
	3	4.782	4.545	4.685	395.7234		
	4						
	5						
Aroclor-1242	1	4.990	4.513	4.653	421.0935	404.469137	18.9
	2	5.136	4.651	4.791	339.3620		
	3	5.646	5.134	5.274	452.9520		
	4						
	5						
COLUMN 1	1	5.203	4.339	4.479	124.6321	165.566388	
	2	5.427	4.963	5.103	169.7347		
	3	5.849	5.184	5.324	202.3323		
	4						
	5						
COLUMN 2	1	5.785	5.267	5.407	293.0105	215.184350	30.0
	2	6.123	5.595	5.735	225.6652		
	3	6.393	5.854	5.994	126.8773		
	4						
	5						

PRELIMINARY

10C - FORM X ARO  
IDENTIFICATION SUMMARY  
FOR MULTICOMPONENT ANALYTES

EPA SAMPLE NO.

E3ND5MS

Lab Name: MITKEM LABORATORIES Contract: EP-W-05-030  
 Lab Code: MITKEM Case No.: 38897 Mod. Ref No.: SDG No.: E3ND0  
 Lab Sample ID: H1595-06AMS Date(s) Analyzed: 08/22/2009 08/22/2009  
 Instrument ID (1): E5 Instrument ID (2): E5  
 GC Column(1): CLPPest ID: 0.53 (mm) GC Column(2): CLPPestII ID: 0.53 (MM)

ANALYTE	PEAK	RT	RT WINDOW		CONCENTRATION		%D
			FROM	TO	PEAK	MEAN	
Aroclor-1254	1	5.157	5.594	5.734	86.5267	146.215686	
	2	6.153	6.097	6.237	56.9326		
COLUMN 1	3	6.356	6.409	6.549	295.1878		
	4						
	5						
COLUMN 2	1	6.716	5.795	5.935	37.8238	100.254640	45.8
	2	6.839	6.325	6.465	49.7826		
	3	7.034	7.106	7.246	213.1574		
	4						
	5						
Aroclor-1260	1	6.658	5.791	5.931	174.9170	183.090252	
	2	7.309	7.082	7.222	180.4061		
COLUMN 1	3	7.563	7.345	7.485	193.9477		
	4						
	5						
COLUMN 2	1	7.892	6.754	6.894	220.7664	249.100727	36.1
	2	8.094	7.670	7.810	230.1296		
	3	8.424	7.971	8.111	296.4062		
	4						
	5						

At least 3 peaks for each column are required for identification of multicomponent analytes

**PRELIMINARY**

10C - FORM X ARO  
IDENTIFICATION SUMMARY  
FOR MULTICOMPONENT ANALYTES

EPA SAMPLE NO.

E3ND5MSD

Lab Name: MITKEM LABORATORIES Contract: EP-W-05-030  
 Lab Code: MITKEM Case No.: 38897 Mod. Ref No.: SDG No.: E3ND0  
 Lab Sample ID: H1595-06AMSD Date(s) Analyzed: 08/22/2009 08/22/2009  
 Instrument ID (1): E5 Instrument ID (2): E5  
 GC Column(1): CLPPest ID: 0.53 (mm) GC Column(2): CLPPestII ID: 0.53 (MM)

ANALYTE	PEAK	RT	RT WINDOW		CONCENTRATION		%D	
			FROM	TO	PEAK	MEAN		
Aroclor-1016	1	3.836	3.798	3.938	256.0865	249.009196		
	2	4.261	4.631	4.771	290.1337			
COLUMN 1	3	5.158	4.917	5.057	200.8074			
	4							
	5							
COLUMN 2	1	4.114	4.076	4.216	232.9867			
	2	5.137	4.851	4.991	286.1183			
	3	5.785	4.898	5.038	427.4869			
	4							
	5							
Aroclor-1242	1	4.261	4.034	4.174	365.3802	355.643265		
	2	4.392	4.163	4.303	282.1854			
	COLUMN 1	3	4.782	4.545	4.685			419.3642
		4						
		5						
COLUMN 2	1	4.991	4.513	4.653	453.2331			
	2	5.137	4.651	4.791	367.7667			
	3	5.645	5.134	5.274	541.1117			
	4							
	5							
Aroclor-1248	1	5.203	4.339	4.479	147.9472	188.930357		
	2	5.426	4.963	5.103	216.5967			
	COLUMN 1	3	5.849	5.184	5.324			202.2472
4								
COLUMN 2	1	5.785	5.267	5.407	312.5100			
	2	6.124	5.595	5.735	257.3036			
	3	6.392	5.854	5.994	162.7738			
	4							
	5							
					244.195793	29.3		

PRELIMINARY

10C - FORM X ARO  
IDENTIFICATION SUMMARY  
FOR MULTICOMPONENT ANALYTES

EPA SAMPLE NO.

E3ND5MSD

Lab Name: MITKEM LABORATORIES Contract: EP-W-05-030  
 Lab Code: MITKEM Case No.: 38897 Mod. Ref No.: SDG No.: E3ND0  
 Lab Sample ID: H1595-06AMSD Date(s) Analyzed: 08/22/2009 08/22/2009  
 Instrument ID (1): E5 Instrument ID (2): E5  
 GC Column(1): CLPPest ID: 0.53 (mm) GC Column(2): CLPPestII ID: 0.53 (MM)

ANALYTE	PEAK	RT	RT WINDOW		CONCENTRATION		%D
			FROM	TO	PEAK	MEAN	
Aroclor-1254	1	5.158	5.594	5.734	107.9908	157.989728	
	2	6.153	6.097	6.237	58.5534		
COLUMN 1	3	6.355	6.409	6.549	307.4250		
	4						
	5						
COLUMN 2	1	6.717	5.795	5.935	87.9259	81.613886	93.6
	2	6.839	6.325	6.465	102.3560		
	3	7.062	7.106	7.246	54.5598		
	4						
	5						
Aroclor-1260	1	6.658	5.791	5.931	184.3980	192.156199	
	2	7.309	7.082	7.222	191.2485		
COLUMN 1	3	7.562	7.345	7.485	200.8221		
	4						
	5						
COLUMN 2	1	7.893	6.754	6.894	231.9006	260.549496	35.6
	2	8.094	7.670	7.810	245.7905		
	3	8.424	7.971	8.111	303.9574		
	4						
	5						

At least 3 peaks for each column are required for identification of multicomponent analytes

**PRELIMINARY**

10C - FORM X ARO  
IDENTIFICATION SUMMARY  
FOR MULTICOMPONENT ANALYTES

EPA SAMPLE NO.

E3ND6

Lab Name: MITKEM LABORATORIES Contract: EP-W-05-030  
 Lab Code: MITKEM Case No.: 38897 Mod. Ref No.: SDG No.: E3ND0  
 Lab Sample ID: H1595-07A Date(s) Analyzed: 08/22/2009 08/22/2009  
 Instrument ID (1): E5 Instrument ID (2): E5  
 GC Column(1): CLPPest ID: 0.53 (mm) GC Column(2): CLPPestII ID: 0.53 (MM)

ANALYTE	PEAK	RT	RT WINDOW		CONCENTRATION		%D
			FROM	TO	PEAK	MEAN	
Aroclor-1242	1	4.262	4.034	4.174	107.2138	107.155886	
	2	4.393	4.163	4.303	62.8715		
	3	4.783	4.545	4.685	151.3824		
	4						
	5						
COLUMN 1	1	4.991	4.513	4.653	135.3630	141.118614	31.7
	2	5.138	4.651	4.791	92.8351		
	3	5.646	5.134	5.274	195.1578		
	4						
	5						
COLUMN 2	1	5.204	4.339	4.479	73.9218	81.913280	
	2	5.431	4.963	5.103	80.6899		
	3	5.850	5.184	5.324	91.1282		
	4						
	5						
Aroclor-1248	1	5.784	5.267	5.407	112.1917	103.976804	26.9
	2	6.125	5.595	5.735	107.4676		
	3	6.393	5.854	5.994	92.2711		
	4						
	5						
COLUMN 1	1	5.159	5.594	5.734	28.6853	56.744056	
	2	6.154	6.097	6.237	28.6205		
	3	6.390	6.409	6.549	112.9264		
	4						
	5						
COLUMN 2	1	6.716	5.795	5.935	37.4648	34.836882	62.9
	2	6.839	6.325	6.465	33.3096		
	3	7.064	7.106	7.246	33.7362		
	4						
	5						

At least 3 peaks for each column are required for identification of multicomponent analytes

**PRELIMINARY**



10C - FORM X ARO  
IDENTIFICATION SUMMARY  
FOR MULTICOMPONENT ANALYTES

EPA SAMPLE NO.

E3NE0

Lab Name: MITKEM LABORATORIES Contract: EP-W-05-030  
 Lab Code: MITKEM Case No.: 38897 Mod. Ref No.: SDG No.: E3ND0  
 Lab Sample ID: H1595-11A Date(s) Analyzed: 08/22/2009 08/22/2009  
 Instrument ID (1): E5 Instrument ID (2): E5  
 GC Column(1): CLPPest ID: 0.53 (mm) GC Column(2): CLPPestII ID: 0.53 (MM)

ANALYTE	PEAK	RT	RT WINDOW		CONCENTRATION		%D
			FROM	TO	PEAK	MEAN	
Aroclor-1248	1	5.207	4.339	4.479	6102.9237	8643.653244	
	2	5.433	4.963	5.103	8201.0631		
COLUMN 1	3	5.853	5.184	5.324	11626.9729		
	4						
	5						
COLUMN 2	1	5.787	5.267	5.407	8546.1939		
	2	6.127	5.595	5.735	10325.4093		
	3	6.397	5.854	5.994	9009.7735		
	4						
	5						
Aroclor-1254	1	5.161	5.594	5.734	3803.1734	4563.812493	
	2	6.159	6.097	6.237	4019.0530		
COLUMN 1	3	6.393	6.409	6.549	5869.2111		
	4						
	5						
COLUMN 2	1	6.718	5.795	5.935	10450.0224		
	2	6.842	6.325	6.465	6209.4358		
	3	7.067	7.106	7.246	6562.2766		
	4						
	5						
Aroclor-1260	1	6.665	5.791	5.931	2833.4105	1461.873641	
	2	7.318	7.082	7.222	632.7792		
COLUMN 1	3	7.572	7.345	7.485	919.4311		
	4						
	5						
COLUMN 2	1	7.875	6.754	6.894	1794.3713		
	2	8.102	7.670	7.810	969.5224		
	3	8.429	7.971	8.111	1186.2334		
	4						
	5						
					7740.578300	69.6	
					1316.709062	11.0	

At least 3 peaks for each column are required for identification of multicomponent analytes

**PRELIMINARY**

10C - FORM X ARO  
IDENTIFICATION SUMMARY  
FOR MULTICOMPONENT ANALYTES

EPA SAMPLE NO.

E3NE1

Lab Name: MITKEM LABORATORIES Contract: EP-W-05-030  
 Lab Code: MITKEM Case No.: 38897 Mod. Ref No.: SDG No.: E3ND0  
 Lab Sample ID: H1595-12A Date(s) Analyzed: 08/22/2009 08/22/2009  
 Instrument ID (1): E5 Instrument ID (2): E5  
 GC Column(1): CLPPest ID: 0.53 (mm) GC Column(2): CLPPestII ID: 0.53 (MM)

ANALYTE	PEAK	RT	RT WINDOW		CONCENTRATION		%D
			FROM	TO	PEAK	MEAN	
Aroclor-1248	1	5.208	4.339	4.479	4018.1466	6702.010233	
	2	5.432	4.963	5.103	6285.4674		
	3	5.853	5.184	5.324	9802.4167		
	4						
	5						
COLUMN 1	1	5.787	5.267	5.407	4716.2758	5785.126524	15.8
	2	6.126	5.595	5.735	6931.3284		
	3	6.398	5.854	5.994	5707.7754		
	4						
	5						
COLUMN 2	1	5.160	5.594	5.734	3145.6724	3328.270753	
	2	6.160	6.097	6.237	3388.9349		
	3	6.364	6.409	6.549	3450.2049		
	4						
	5						
Aroclor-1254	1	6.719	5.795	5.935	7130.8088	5984.464465	79.8
	2	6.842	6.325	6.465	5391.5244		
	3	7.067	7.106	7.246	5431.0602		
	4						
	5						
COLUMN 1	1	6.664	5.791	5.931	2692.0014	1338.512409	
	2	7.318	7.082	7.222	540.8410		
	3	7.572	7.345	7.485	782.6948		
	4						
	5						
COLUMN 2	1	7.874	6.754	6.894	1737.5371	1228.417815	9.0
	2	8.101	7.670	7.810	815.7739		
	3	8.430	7.971	8.111	1131.9424		
	4						
	5						
Aroclor-1260	1	6.664	5.791	5.931	2692.0014	1338.512409	
	2	7.318	7.082	7.222	540.8410		
	3	7.572	7.345	7.485	782.6948		
	4						
	5						
COLUMN 1	1	7.874	6.754	6.894	1737.5371	1228.417815	9.0
	2	8.101	7.670	7.810	815.7739		
	3	8.430	7.971	8.111	1131.9424		
	4						
	5						
COLUMN 2	1	7.874	6.754	6.894	1737.5371	1228.417815	9.0
	2	8.101	7.670	7.810	815.7739		
	3	8.430	7.971	8.111	1131.9424		
	4						
	5						

At least 3 peaks for each column are required for identification of multicomponent analytes

**PRELIMINARY**

10C - FORM X ARO  
IDENTIFICATION SUMMARY  
FOR MULTICOMPONENT ANALYTES

EPA SAMPLE NO.

E3NE2

Lab Name: MITKEM LABORATORIES Contract: EP-W-05-030  
 Lab Code: MITKEM Case No.: 38897 Mod. Ref No.: SDG No.: E3NDO  
 Lab Sample ID: H1595-13A Date(s) Analyzed: 08/22/2009 08/22/2009  
 Instrument ID (1): E5 Instrument ID (2): E5  
 GC Column(1): CLPPest ID: 0.53 (mm) GC Column(2): CLPPestII ID: 0.53 (MM)

ANALYTE	PEAK	RT	RT WINDOW		CONCENTRATION		%D
			FROM	TO	PEAK	MEAN	
Aroclor-1248	1	5.209	4.339	4.479	1315.8736	3771.153739	
	2	5.432	4.963	5.103	3554.2041		
	3	5.855	5.184	5.324	6443.3835		
	4						
	5						
COLUMN 1	1	5.788	5.267	5.407	735.4858	1767.561194	113.4
	2	6.126	5.595	5.735	2731.3190		
	3	6.408	5.854	5.994	1835.8788		
	4						
	5						
COLUMN 2	1	5.163	5.594	5.734	1966.0477	2411.781265	
	2	6.163	6.097	6.237	2306.1460		
	3	6.367	6.409	6.549	2963.1501		
	4						
	5						
Aroclor-1254	1	6.721	5.795	5.935	4567.2787	3709.958796	53.8
	2	6.843	6.325	6.465	3116.5799		
	3	7.068	7.106	7.246	3446.0178		
	4						
	5						
COLUMN 1	1	6.667	5.791	5.931	2258.5811	1194.114474	
	2	7.323	7.082	7.222	544.6775		
	3	7.575	7.345	7.485	779.0848		
	4						
	5						
COLUMN 2	1	7.876	6.754	6.894	1328.7393	1108.223174	7.8
	2	8.104	7.670	7.810	826.5596		
	3	8.433	7.971	8.111	1169.3706		
	4						
	5						
Aroclor-1260	1	7.876	6.754	6.894	1328.7393	1108.223174	7.8
	2	8.104	7.670	7.810	826.5596		
	3	8.433	7.971	8.111	1169.3706		
	4						
	5						

At least 3 peaks for each column are required for identification of multicomponent analytes

**PRELIMINARY**

10C - FORM X ARO  
 IDENTIFICATION SUMMARY  
 FOR MULTICOMPONENT ANALYTES

EPA SAMPLE NO.

E3NE3

Lab Name: MITKEM LABORATORIES Contract: EP-W-05-030  
 Lab Code: MITKEM Case No.: 38897 Mod. Ref No.: SDG No.: E3ND0  
 Lab Sample ID: H1595-14A Date(s) Analyzed: 08/22/2009 08/22/2009  
 Instrument ID (1): E5 Instrument ID (2): E5  
 GC Column(1): CLPPest ID: 0.53 (mm) GC Column(2): CLPPestII ID: 0.53 (MM)

ANALYTE	PEAK	RT	RT WINDOW		CONCENTRATION		%D
			FROM	TO	PEAK	MEAN	
Aroclor-1254	1	5.162	5.594	5.734	227.0872	316.623887	
	2	6.162	6.097	6.237	350.7542		
COLUMN 1	3	6.369	6.409	6.549	372.0303		
	4						
	5						
COLUMN 2	1	6.693	5.795	5.935	756.1334	568.519720	79.6
	2	6.840	6.325	6.465	548.2934		
	3	7.066	7.106	7.246	401.1324		
	4						
	5						
Aroclor-1260	1	6.669	5.791	5.931	358.5827	172.640986	
	2	7.318	7.082	7.222	74.2221		
COLUMN 1	3	7.575	7.345	7.485	85.1182		
	4						
	5						
COLUMN 2	1	7.903	6.754	6.894	85.5678	420.565284	143.6
	2	8.118	7.670	7.810	281.3017		
	3	8.476	7.971	8.111	894.8263		
	4						
	5						

At least 3 peaks for each column are required for identification of multicomponent analytes

**PRELIMINARY**

10C - FORM X ARO  
 IDENTIFICATION SUMMARY  
 FOR MULTICOMPONENT ANALYTES

EPA SAMPLE NO.

E3NE4

Lab Name: MITKEM LABORATORIES Contract: EP-W-05-030  
 Lab Code: MITKEM Case No.: 38897 Mod. Ref No.: SDG No.: E3NDO  
 Lab Sample ID: H1595-15A Date(s) Analyzed: 08/22/2009 08/22/2009  
 Instrument ID (1): E5 Instrument ID (2): E5  
 GC Column(1): CLPPest ID: 0.53 (mm) GC Column(2): CLPPestII ID: 0.53 (MM)

ANALYTE	PEAK	RT	RT WINDOW		CONCENTRATION		%D
			FROM	TO	PEAK	MEAN	
Aroclor-1254	1	5.161	5.594	5.734	61.5953	98.397073	
	2	6.162	6.097	6.237	123.0105		
COLUMN 1	3	6.368	6.409	6.549	110.5855		
	4						
	5						
COLUMN 2	1	6.738	5.795	5.935	226.4676	175.806983	78.7
	2	6.837	6.325	6.465	197.5327		
	3	7.067	7.106	7.246	103.4206		
	4						
	5						
Aroclor-1260	1	6.678	5.791	5.931	158.0911	78.996741	
	2	7.316	7.082	7.222	36.5554		
COLUMN 1	3	7.583	7.345	7.485	42.3437		
	4						
	5						
COLUMN 2	1	7.907	6.754	6.894	50.3161	199.339779	152.3
	2	8.117	7.670	7.810	215.6094		
	3	8.469	7.971	8.111	332.0938		
	4						
	5						

At least 3 peaks for each column are required for identification of multicomponent analytes

PRELIMINARY

10C - FORM X ARO  
 IDENTIFICATION SUMMARY  
 FOR MULTICOMPONENT ANALYTES

EPA SAMPLE NO.

E3NE7

Lab Name: MITKEM LABORATORIES Contract: EP-W-05-030  
 Lab Code: MITKEM Case No.: 38897 Mod. Ref No.: SDG No.: E3ND0  
 Lab Sample ID: H1595-18A Date(s) Analyzed: 08/22/2009 08/22/2009  
 Instrument ID (1): E5 Instrument ID (2): E5  
 GC Column(1): CLPPest ID: 0.53 (mm) GC Column(2): CLPPestII ID: 0.53 (MM)

ANALYTE	PEAK	RT	RT WINDOW		CONCENTRATION		%D
			FROM	TO	PEAK	MEAN	
Aroclor-1254	1	5.164	5.594	5.734	1986.9548	2516.254985	
	2	6.164	6.097	6.237	2421.5164		
COLUMN 1	3	6.368	6.409	6.549	3140.2937		
	4						
	5						
COLUMN 2	1	6.720	5.795	5.935	4925.3131	3967.979724	57.7
	2	6.843	6.325	6.465	3292.3556		
	3	7.069	7.106	7.246	3686.2705		
	4						
	5						
Aroclor-1260	1	6.668	5.791	5.931	2383.5622	1257.463639	
	2	7.323	7.082	7.222	582.3846		
COLUMN 1	3	7.576	7.345	7.485	806.4442		
	4						
	5						
COLUMN 2	1	7.877	6.754	6.894	1432.5940	1152.165956	9.1
	2	8.105	7.670	7.810	910.2408		
	3	8.431	7.971	8.111	1113.6631		
	4						
	5						

At least 3 peaks for each column are required for identification of multicomponent analytes

PRELIMINARY

10C - FORM X ARO  
 IDENTIFICATION SUMMARY  
 FOR MULTICOMPONENT ANALYTES

EPA SAMPLE NO.

E3NE8

Lab Name: MITKEM LABORATORIES Contract: EP-W-05-030  
 Lab Code: MITKEM Case No.: 38897 Mod. Ref No.: SDG No.: E3ND0  
 Lab Sample ID: H1595-19A Date(s) Analyzed: 08/22/2009 08/22/2009  
 Instrument ID (1): E5 Instrument ID (2): E5  
 GC Column(1): CLPPest ID: 0.53 (mm) GC Column(2): CLPPestII ID: 0.53 (MM)

ANALYTE	PEAK	RT	RT WINDOW		CONCENTRATION		%D
			FROM	TO	PEAK	MEAN	
Aroclor-1254	1	5.164	5.594	5.734	866.0140	1103.193741	
	2	6.164	6.097	6.237	1103.9633		
COLUMN 1	3	6.369	6.409	6.549	1339.6039		
	4						
	5						
COLUMN 2	1	6.719	5.795	5.935	1567.2556	1546.152098	40.2
	2	6.843	6.325	6.465	1511.1060		
	3	7.069	7.106	7.246	1560.0947		
	4						
	5						
Aroclor-1260	1	6.669	5.791	5.931	1094.1191	521.688741	
	2	7.322	7.082	7.222	210.6899		
COLUMN 1	3	7.575	7.345	7.485	260.2573		
	4						
	5						
COLUMN 2	1	7.877	6.754	6.894	596.4918	476.266422	9.5
	2	8.107	7.670	7.810	324.3724		
	3	8.432	7.971	8.111	507.9350		
	4						
	5						

At least 3 peaks for each column are required for identification of multicomponent analytes

PRELIMINARY

10C - FORM X ARO  
 IDENTIFICATION SUMMARY  
 FOR MULTICOMPONENT ANALYTES

EPA SAMPLE NO.

E3NE9

Lab Name: MITKEM LABORATORIES Contract: EP-W-05-030  
 Lab Code: MITKEM Case No.: 38897 Mod. Ref No.: SDG No.: E3ND0  
 Lab Sample ID: H1595-20A Date(s) Analyzed: 08/22/2009 08/22/2009  
 Instrument ID (1): E5 Instrument ID (2): E5  
 GC Column(1): CLPPest ID: 0.53 (mm) GC Column(2): CLPPestII ID: 0.53 (MM)

ANALYTE	PEAK	RT	RT WINDOW		CONCENTRATION		%D
			FROM	TO	PEAK	MEAN	
Aroclor-1254	1	5.165	5.594	5.734	233.3723	549.963334	
	2	6.166	6.097	6.237	374.1136		
COLUMN 1	3	6.398	6.409	6.549	1042.4042		
	4						
	5						
COLUMN 2	1	6.698	5.795	5.935	2075.7488	1069.753399	94.5
	2	6.842	6.325	6.465	682.3109		
	3	7.069	7.106	7.246	451.2005		
	4						
	5						
Aroclor-1260	1	6.679	5.791	5.931	396.5180	192.408351	
	2	7.324	7.082	7.222	84.5066		
COLUMN 1	3	7.579	7.345	7.485	96.2005		
	4						
	5						
COLUMN 2	1	7.903	6.754	6.894	137.3824	279.689363	45.4
	2	8.122	7.670	7.810	358.8042		
	3	8.430	7.971	8.111	342.8816		
	4						
	5						

At least 3 peaks for each column are required for identification of multicomponent analytes

PRELIMINARY





Contract Laboratory Program

Sample Delivery Group (SDG)

Cover Sheet

SDG Number E3ND0

Laboratory Name Mitkem Laboratories Lab Code MITKEM
Contract No. EP-W-05-030 Case No. 38897
Analysis Price \$ 437 SDG Turnaround 21 days with PR

EPA Sample Numbers in SDG (Listed in Numerical Order)

Table with 4 columns and 7 rows listing EPA sample numbers from 01) E3ND0 to 22) E3NE9. The last cell (22) E3NE9 is crossed out with a diagonal line.

First Sample in SDG

E3ND0

Last Sample in SDG

E3NE9

First Sample Receipt Date

08/20/2009

Last Sample Receipt Date

08/21/2009

Note: There are a maximum of 20 field samples [excluding Performance Evaluation (PE) samples in an SDG. Attach the TR/COC Records to this form in alphanumeric order (the order listed above on this form).

Signature Agustin R. Huntley

Date 08/21/2009

Modified Analysis 1760.0



**USEPA Contract Laboratory Program  
Organic Traffic Report & Chain of Custody Record**

Case No: **38897**  
DAS No: **09CK15**  
SDG No: **E3NDO**

**L**

Date Shipped: 8/19/2009 Carrier Name: FedEx Airbill: 8638 3300 6400 Shipped to: Spectrum Analytical 175 Metro Center Blvd. Warwick RI 02886 (401) 732-3400	<b>Chain of Custody Record</b>		Sampler Signature:	
	Relinquished By	(Date / Time)	Received By	(Date / Time)
	1	8/19/2009 @ 1835	Veronica Gumbel	8/20/09 9:10
	2			
	3			
4				
<b>For Lab Use Only</b>				
Lab Contract No:		EPW-05-030		
Unit Price:		\$ 437		
Transfer To:		-		
Lab Contract No:		-		
Unit Price:		-		

ORGANIC SAMPLE No.	MATRIX/ SAMPLER	CONC/ TYPE	ANALYSIS/ TURNAROUND	TAG No./ PRESERVATIVE/ Bottles	STATION LOCATION	SAMPLE COLLECT DATE/TIME	INORGANIC SAMPLE No.	FOR LAB USE ONLY Sample Condition On Receipt
11594 19 E3NC8	Soil/Sediment/ Greene, Raddeman Hodach, Unger, Shekoski	L/G	PAHs (21), PCBs (sed) (21)	5C-96689 (Ice Only), 5C-96690 (Ice Only) (2)	KK-SD033-A	S: 8/19/2009 11:20		
20 E3NC9	Soil/Sediment/ Greene, Raddeman Hodach, Unger, Shekoski	L/G	PAHs (21), PCBs (sed) (21)	5C-96691 (Ice Only), 5C-96692 (Ice Only) (2)	KK-SD033-B	S: 8/19/2009 11:22		
11595 01 E3ND0	Soil/Sediment/ Greene, Raddeman Hodach, Unger, Shekoski	L/G	PAHs (21), PCBs (sed) (21)	5C-96693 (Ice Only), 5C-96694 (Ice Only) (2)	KK-SD033-C1	S: 8/19/2009 11:22		OK
02 E3ND1	Soil/Sediment/ Greene, Raddeman Hodach, Unger, Shekoski	L/G	PAHs (21), PCBs (sed) (21)	5C-96695 (Ice Only), 5C-96696 (Ice Only) (2)	KK-SD033-C2	S: 8/19/2009 11:26		
03 E3ND2	Soil/Sediment/ Greene, Raddeman Hodach, Unger, Shekoski	L/G	PAHs (21), PCBs (sed) (21)	5C-96697 (Ice Only), 5C-96698 (Ice Only) (2)	KK-SD033-C2FD	S: 8/19/2009 11:28		
04 E3ND3	Soil/Sediment/ Greene, Raddeman Hodach, Unger, Shekoski	L/G	PAHs (21), PCBs (sed) (21)	5C-96699 (Ice Only), 5C-96700 (Ice Only) (2)	KK-SD033-C3	S: 8/19/2009 11:30		OK

**COPY**  
 Original Documents Are Included in CSF E3NDO  
 Signed: ACH Date: 8/20/09

Shipment for Case Complete? N	Sample(s) to be used for laboratory QC: E3ND5	Additional Sampler Signature(s):	Cooler Temperature Upon Receipt: 9°C	Chain of Custody Seal Number: 105467, 105468
Analysis Key: PAHs = PAHs, PCBs (sed) = PCBs (sed)	Concentration: L = Low, M = Low/Medium, H = High	Type/Designate: Composite = C, Grab = G	Custody Seal Intact? <input checked="" type="checkbox"/>	Shipment Iced? <input checked="" type="checkbox"/>

TR Number: **5-264768350-081909-0003**

**LABORATORY COPY**



**USEPA Contract Laboratory Program  
Organic Traffic Report & Chain of Custody Record**

**Case No:** 38897  
**DAS No:** 09CK15  
**SDG No:** E3NDD

**L**

**Date Shipped:** 8/19/2009  
**Carrier Name:** FedEx  
**Airbill:** 8638 3300 6400  
**Shipped to:** Spectrum Analytical  
175 Metro Center Blvd.  
Warwick RI 02886  
(401) 732-3400

Chain of Custody Record	
Relinquished By	(Date / Time)
1	<i>[Signature]</i> 8/19/2009 @ 1835
2	
3	
4	

**Sampler Signature:** *[Signature]*  
**Received By:** *[Signature]* 8/20/09 9:10  
**(Date / Time)**

**For Lab Use Only**  
**Lab Contract No:** EP-W-05-030  
**Unit Price:** \$ 437  
**Transfer To:** -  
**Lab Contract No:** -  
**Unit Price:** -

ORGANIC SAMPLE No.	MATRIX/ SAMPLER	CONC/ TYPE	ANALYSIS/ TURNAROUND	TAG No./ PRESERVATIVE/ Bottles	STATION LOCATION	SAMPLE COLLECT DATE/TIME	INORGANIC SAMPLE No.	FOR LAB USE ONLY Sample Condition On Receipt
05	E3ND4	Soil/Sediment/ Greene, Raddeman Hodach, Unger, Shekoski	L/G	PAHs (21), PCBs (sed) (21)	5C-96701 (Ice Only), 5C-96702 (Ice Only) (2)	KK-SD033-N	S: 8/19/2009 11:32	OK
06	E3ND5	Soil/Sediment/ Greene, Raddeman Hodach, Unger, Shekoski	L/G	PAHs (21), PCBs (sed) (21)	5C-96703 (Ice Only), 5C-96704 (Ice Only) (2)	KK-SD039-A	S: 8/19/2009 12:20	OK
07	E3ND6	Soil/Sediment/ Greene, Raddeman Hodach, Unger, Shekoski	L/G	PAHs (21), PCBs (sed) (21)	5C-96705 (Ice Only), 5C-96706 (Ice Only) (2)	KK-SD039-B	S: 8/19/2009 12:22	
08	E3ND7	Soil/Sediment/ Greene, Raddeman Hodach, Unger, Shekoski	L/G	PAHs (21), PCBs (sed) (21)	5C-96707 (Ice Only), 5C-96708 (Ice Only) (2)	KK-SD039-C1	S: 8/19/2009 12:24	
09	E3ND8	Soil/Sediment/ Greene, Raddeman Hodach, Unger, Shekoski	L/G	PAHs (21), PCBs (sed) (21)	5C-96709 (Ice Only), 5C-96710 (Ice Only) (2)	KK-SD039-C2	S: 8/19/2009 12:26	
10	E3ND9	Soil/Sediment/ Greene, Raddeman Hodach, Unger, Shekoski	L/G	PAHs (21), PCBs (sed) (21)	5C-96711 (Ice Only), 5C-96712 (Ice Only) (2)	KK-SD039-N	S: 8/19/2009 12:30	

<b>Shipment for Case Complete?</b> N	<b>Sample(s) to be used for laboratory QC:</b> E3ND5	<b>Additional Sampler Signature(s):</b>	<b>Cooler Temperature Upon Receipt:</b> 9°C	<b>Chain of Custody Seal Number:</b> 105467, 105468
<b>Analysis Key:</b> PAHs = PAHs, PCBs (sed) = PCBs (sed)	<b>Concentration:</b> L = Low, M = Low/Medium, H = High	<b>Type/Designate:</b> Composite = C, Grab = G	<b>Custody Seal Intact?</b> <input checked="" type="checkbox"/>	<b>Shipment Iced?</b> <input checked="" type="checkbox"/>

**TR Number: 5-264768350-081909-0003**

**LABORATORY COPY**



**USEPA Contract Laboratory Program**  
**Organic Traffic Report & Chain of Custody Record**

**Case No:** 38897  
**DAS No:** 09CK15  
**SDG No:** E3ND0 **L**

<b>Date Shipped:</b> 8/19/2009 <b>Carrier Name:</b> FedEx <b>Airbill:</b> 8638 3300 6400 <b>Shipped to:</b> Spectrum Analytical 175 Metro Center Blvd. Warwick RI 02886 (401) 732-3400	<b>Chain of Custody Record</b>		<b>Sampler Signature:</b> <i>[Signature]</i>	<b>For Lab Use Only</b>
	<b>Relinquished By (Date / Time)</b>		<b>Received By (Date / Time)</b>	
	1	<i>[Signature]</i> 8/19/2009 @ 1835	<i>[Signature]</i> 8/20/09 9:20	
	2			
	3			
4				
				<b>Lab Contract No:</b> EP-W-05-030
				<b>Unit Price:</b> \$437
				<b>Transfer To:</b> -
				<b>Lab Contract No:</b> -
				<b>Unit Price:</b> -

11505  
 H558  
 1/26 & 1/20/07

	ORGANIC SAMPLE No.	MATRIX/ SAMPLER	CONC/ TYPE	ANALYSIS/ TURNAROUND	TAG No./ PRESERVATIVE/ Bottles	STATION LOCATION	SAMPLE COLLECT DATE/TIME	INORGANIC SAMPLE No.	FOR LAB USE ONLY Sample Condition On Receipt
11	E3NE0	Soil/Sediment/ Greene, Raddeman Hodach, Unger, Shekoski	L/G	PAHs (21), PCBs (sed) (21)	5C-96714 (Ice Only), 5C-96715 (Ice Only) (2)	KK-SD040-A	S: 8/19/2009 13:10		OK
12	E3NE1	Soil/Sediment/ Greene, Raddeman Hodach, Unger, Shekoski	L/G	PAHs (21), PCBs (sed) (21)	5C-96717 (Ice Only), 5C-96718 (Ice Only) (2)	KK-SD040-B	S: 8/19/2009 13:12		OK
13	E3NE2	Soil/Sediment/ Greene, Raddeman Hodach, Unger, Shekoski	L/G	PAHs (21), PCBs (sed) (21)	5C-96720 (Ice Only), 5C-96721 (Ice Only) (2)	KK-SD040-C1	S: 8/19/2009 13:14		
14	E3NE3	Soil/Sediment/ Greene, Raddeman Hodach, Unger, Shekoski	L/G	PAHs (21), PCBs (sed) (21)	5C-96723 (Ice Only), 5C-96724 (Ice Only) (2)	KK-SD040-C2	S: 8/19/2009 13:16		
15	E3NE4	Soil/Sediment/ Greene, Raddeman Hodach, Unger, Shekoski	L/G	PAHs (21), PCBs (sed) (21)	5C-96726 (Ice Only), 5C-96727 (Ice Only) (2)	KK-SD040-C2FD	S: 8/19/2009 13:20		
16	E3NE5	Soil/Sediment/ Greene, Raddeman Hodach, Unger, Shekoski	L/G	PAHs (21), PCBs (sed) (21)	5C-96729 (Ice Only), 5C-96730 (Ice Only) (2)	KK-SD040-C3	S: 8/19/2009 13:20		

<b>Shipment for Case Complete?</b> N	<b>Sample(s) to be used for laboratory QC:</b> E3ND5	<b>Additional Sampler Signature(s):</b>	<b>Cooler Temperature Upon Receipt:</b> 9°C	<b>Chain of Custody Seal Number:</b> 105467, 105468
<b>Analysis Key:</b> PAHs = PAHs, PCBs (sed) = PCBs (sed)	<b>Concentration:</b> L = Low, M = Low/Medium, H = High	<b>Type/Designate:</b> Composite = C, Grab = G		<b>Custody Seal Intact?</b> <input checked="" type="checkbox"/> <b>Shipment Iced?</b> <input checked="" type="checkbox"/>

**TR Number: 5-264768350-081909-0003**

**LABORATORY COPY**



**USEPA Contract Laboratory Program  
Organic Traffic Report & Chain of Custody Record**

**Case No:** 38897  
**DAS No:** 09CK15  
**SDG No:** E3ND0

**L**

<b>Date Shipped:</b> 8/19/2009 <b>Carrier Name:</b> FedEx <b>Airbill:</b> 8638 3300 6400 <b>Shipped to:</b> Spectrum Analytical 175 Metro Center Blvd. Warwick RI 02886 (401) 732-3400	<b>Chain of Custody Record</b>		<b>Sampler Signature:</b>	<b>For Lab Use Only</b>	
	<b>Relinquished By</b>	<b>(Date / Time)</b>	<b>Received By</b>		<b>(Date / Time)</b>
	1	8/19/2009 @ 1835			8/20/09 9:10
	2 _____		_____		
	3 _____		_____		
4 _____		_____			
				<b>Lab Contract No:</b> EP-W-05-030	
				<b>Unit Price:</b> \$437	
				<b>Transfer To:</b> _____	
				<b>Lab Contract No:</b> _____	
				<b>Unit Price:</b> _____	

ORGANIC SAMPLE No.	MATRIX/ SAMPLER	CONC/ TYPE	ANALYSIS/ TURNAROUND	TAG No./ PRESERVATIVE/ Bottles	STATION LOCATION	SAMPLE COLLECT DATE/TIME	INORGANIC SAMPLE No.	FOR LAB USE ONLY Sample Condition On Receipt
17 E3NE6	Soil/Sediment/ Greene, Raddeman Hodach, Unger, Shekoski	L/G	PAHs (21), PCBs (sed) (21)	5C-96732 (Ice Only), 5C-96733 (Ice Only) (2)	KK-SD040-N	S: 8/19/2009 13:18		OK

<b>Shipment for Case Complete?</b> N	<b>Sample(s) to be used for laboratory QC:</b> E3ND5	<b>Additional Sampler Signature(s):</b>	<b>Cooler Temperature Upon Receipt:</b> 9°C	<b>Chain of Custody Seal Number:</b> 105467, 105468
<b>Analysis Key:</b> PAHs = PAHs, PCBs (sed) = PCBs (sed)	<b>Concentration:</b> L = Low, M = Low/Medium, H = High	<b>Type/Designate:</b> Composite = C, Grab = G		<b>Custody Seal Intact?</b> <input checked="" type="checkbox"/> <b>Shipment Iced?</b> <input checked="" type="checkbox"/>

**TR Number: 5-264768350-081909-0003**

**LABORATORY COPY**



**USEPA Contract Laboratory Program  
Organic Traffic Report & Chain of Custody Record**

Case No: **38897**  
DAS No: **09CK15**  
SDG No: **E3NDO**

**L**

Date Shipped: 8/20/2009 Carrier Name: FedEx Airbill: 8638 3300 6340 Shipped to: Spectrum Analytical 175 Metro Center Blvd. Warwick RI 02886 (401) 732-3400	<b>Chain of Custody Record</b>		Sampler Signature: <i>[Signature]</i>	<b>For Lab Use Only</b>	
	Relinquished By	(Date / Time)	Received By	(Date / Time)	Lab Contract No: EP-W-05-030
	1 <i>[Signature]</i>	8/20/09 17:00	Veronica Gamber	8/21/09 9:35	Unit Price: \$ 437
	2				Transfer To: -
	3				Lab Contract No: -
4				Unit Price: -	

ORGANIC SAMPLE No.	MATRIX/ SAMPLER	CONC/ TYPE	ANALYSIS/ TURNAROUND	TAG No./ PRESERVATIVE/ Bottles	STATION LOCATION	SAMPLE COLLECT DATE/TIME	INORGANIC SAMPLE No.	FOR LAB USE ONLY Sample Condition On Receipt
18 E3NE7	Soil/Sediment/ Greene, Raddeman Hodach, Unger, Shekoski	L/G	PAHs (21), PCBs (sed) (21)	5C-096735 (Ice Only), 5C-096736 (Ice Only) (2)	KK-SD027-A	S: 8/20/2009 12:00		OK
19 E3NE8	Soil/Sediment/ Greene, Raddeman Hodach, Unger, Shekoski	L/G	PAHs (21), PCBs (sed) (21)	5C-096737 (Ice Only), 5C-096738 (Ice Only) (2)	KK-SD027-B	S: 8/20/2009 12:02		OK
20 E3NE9	Soil/Sediment/ Greene, Raddeman Hodach, Unger, Shekoski	L/G	PAHs (21), PCBs (sed) (21)	5C-096739 (Ice Only), 5C-096740 (Ice Only) (2)	KK-SD027-C1	S: 8/20/2009 12:04		OK
E3NF0	Soil/Sediment/ Greene, Raddeman Hodach, Unger, Shekoski	L/G	PAHs (21), PCBs (sed) (21)	5C-096741 (Ice Only), 5C-096742 (Ice Only) (2)	KK-SD027-C2	S: 8/20/2009 12:06		
E3NF1	Soil/Sediment/ Greene, Raddeman Hodach, Unger, Shekoski	L/G	PAHs (21), PCBs (sed) (21)	5C-096743 (Ice Only), 5C-096744 (Ice Only) (2)	KK-SD027-C3	S: 8/20/2009 12:15		
E3NF2	Soil/Sediment/ Greene, Raddeman Hodach, Unger, Shekoski	L/G	PAHs (21), PCBs (sed) (21)	5C-096745 (Ice Only), 5C-096746 (Ice Only) (2)	KK-SD027-N	S: 8/20/2009 12:10		

*Handwritten notes:* H1595, SDG - Final Sample

Shipment for Case Complete? <b>N</b>	Sample(s) to be used for laboratory QC: <b>E3NG0</b>	Additional Sampler Signature(s):	Cooler Temperature Upon Receipt: <b>7°C</b>	Chain of Custody Seal Number: <b>105469-105470</b>
Analysis Key: PAHs = PAHs, PCBs (sed) = PCBs (sed)	Concentration: L = Low, M = Low/Medium, H = High	Type/Designate: Composite = C, Grab = G	Custody Seal Intact? <b>7</b>	Shipment Iced? <b>7</b>

TR Number: **5-264768350-082009-0001**

**LABORATORY COPY**

1D - FORM I SV-1  
SEMIVOLATILE ORGANICS ANALYSIS DATA SHEET

EPA SAMPLE NO.

E3NDO

Lab Name: MITKEM LABORATORIES Contract: EP-W-05-030  
 Lab Code: MITKEM Case No.: 38897 Mod. Ref No.: 1760.0 SDG No.: E3NDO  
 Matrix: (SOIL/SED/WATER) SOIL Lab Sample ID: H1595-01A  
 Sample wt/vol: 30.2 (g/mL) G Lab File ID: S3F9314.D  
 Level: (LOW/MED) LOW Extraction: (Type) SONC  
 % Moisture: 40 Decanted: (Y/N) N Date Received: 08/20/2009  
 Concentrated Extract Volume: 500 (uL) Date Extracted: 08/21/2009  
 Injection Volume: 2.0 (uL) GPC Factor: 2.00 Date Analyzed: 08/24/2009  
 GPC Cleanup: (Y/N) Y pH: 8.0 Dilution Factor: 1.0

CAS NO.	COMPOUND	CONCENTRATION UNITS:		Q
		(ug/L or ug/Kg)	UG/KG	
91-20-3	Naphthalene		280	
91-57-6	2-Methylnaphthalene		120	J
208-96-8	Acenaphthylene		96	J
83-32-9	Acenaphthene		120	J

PRELIMINARY

1E - FORM I SV-2  
SEMIVOLATILE ORGANICS ANALYSIS DATA SHEET

EPA SAMPLE NO.

E3ND0

Lab Name: MITKEM LABORATORIES Contract: EP-W-05-030  
 Lab Code: MITKEM Case No.: 38897 Mod. Ref No.: 1760.0 SDG No.: E3ND0  
 Matrix: (SOIL/SED/WATER) SOIL Lab Sample ID: H1595-01A  
 Sample wt/vol: 30.2 (g/mL) G Lab File ID: S3F9314.D  
 Level: (LOW/MED) LOW Extraction: (Type) SONC  
 % Moisture: 40 Decanted: (Y/N) N Date Received: 08/20/2009  
 Concentrated Extract Volume: 500 (uL) Date Extracted: 08/21/2009  
 Injection Volume: 2.0 (uL) GPC Factor: 2.00 Date Analyzed: 08/24/2009  
 GPC Cleanup: (Y/N) Y pH: 8.0 Dilution Factor: 1.0

CAS NO.	COMPOUND	CONCENTRATION UNITS:		Q
		(ug/L or ug/Kg)	UG/KG	
86-73-7	Fluorene		160	J
85-01-8	Phenanthrene		930	
120-12-7	Anthracene		210	J
206-44-0	Fluoranthene		1400	
129-00-0	Pyrene		960	
56-55-3	Benzo(a)anthracene		500	
218-01-9	Chrysene		580	
205-99-2	Benzo(b)fluoranthene		610	
207-08-9	Benzo(k)fluoranthene		200	J
50-32-8	Benzo(a)pyrene		440	
193-39-5	Indeno(1,2,3-cd)pyrene		270	J
53-70-3	Dibenzo(a,h)anthracene		120	J
191-24-2	Benzo(g,h,i)perylene		310	

(1) Cannot be separated from Diphenylamine

PRELIMINARY



1D - FORM I SV-1  
SEMIVOLATILE ORGANICS ANALYSIS DATA SHEET

EPA SAMPLE NO.

E3ND1

Lab Name: MITKEM LABORATORIES Contract: EP-W-05-030  
 Lab Code: MITKEM Case No.: 38897 Mod. Ref No.: 1760.0 SDG No.: E3ND0  
 Matrix: (SOIL/SED/WATER) SOIL Lab Sample ID: H1595-02A  
 Sample wt/vol: 30.5 (g/mL) G Lab File ID: S3F9315.D  
 Level: (LOW/MED) LOW Extraction: (Type) SONC  
 % Moisture: 43 Decanted: (Y/N) N Date Received: 08/20/2009  
 Concentrated Extract Volume: 500 (uL) Date Extracted: 08/21/2009  
 Injection Volume: 2.0 (uL) GPC Factor: 2.00 Date Analyzed: 08/24/2009  
 GPC Cleanup: (Y/N) Y pH: 8.0 Dilution Factor: 1.0

CAS NO.	COMPOUND	CONCENTRATION UNITS:	
		(ug/L or ug/Kg)	UG/KG
91-20-3	Naphthalene	82	J
91-57-6	2-Methylnaphthalene	290	U
208-96-8	Acenaphthylene	290	U
83-32-9	Acenaphthene	73	J

PRELIMINARY

1E - FORM I SV-2  
SEMIVOLATILE ORGANICS ANALYSIS DATA SHEET

EPA SAMPLE NO.

E3ND1

Lab Name: MITKEM LABORATORIES Contract: EP-W-05-030  
 Lab Code: MITKEM Case No.: 38897 Mod. Ref No.: 1760.0 SDG No.: E3ND0  
 Matrix: (SOIL/SED/WATER) SOIL Lab Sample ID: H1595-02A  
 Sample wt/vol: 30.5 (g/mL) G Lab File ID: S3F9315.D  
 Level: (LOW/MED) LOW Extraction: (Type) SONC  
 % Moisture: 43 Decanted: (Y/N) N Date Received: 08/20/2009  
 Concentrated Extract Volume: 500 (uL) Date Extracted: 08/21/2009  
 Injection Volume: 2.0 (uL) GPC Factor: 2.00 Date Analyzed: 08/24/2009  
 GPC Cleanup: (Y/N) Y pH: 8.0 Dilution Factor: 1.0

CAS NO.	COMPOUND	CONCENTRATION UNITS:		Q
		(ug/L or ug/Kg)	UG/KG	
86-73-7	Fluorene		98	J
85-01-8	Phenanthrene		510	
120-12-7	Anthracene		110	J
206-44-0	Fluoranthene		710	
129-00-0	Pyrene		560	
56-55-3	Benzo(a)anthracene		260	J
218-01-9	Chrysene		280	J
205-99-2	Benzo(b)fluoranthene		300	
207-08-9	Benzo(k)fluoranthene		110	J
50-32-8	Benzo(a)pyrene		230	J
193-39-5	Indeno(1,2,3-cd)pyrene		140	J
53-70-3	Dibenzo(a,h)anthracene		290	U
191-24-2	Benzo(g,h,i)perylene		150	J

(1) Cannot be separated from Diphenylamine

PRELIMINARY

1D - FORM I SV-1  
SEMIVOLATILE ORGANICS ANALYSIS DATA SHEET

EPA SAMPLE NO.

E3ND2

Lab Name: MITKEM LABORATORIES Contract: EP-W-05-030  
 Lab Code: MITKEM Case No.: 38897 Mod. Ref No.: 1760.0 SDG No.: E3ND0  
 Matrix: (SOIL/SED/WATER) SOIL Lab Sample ID: H1595-03A  
 Sample wt/vol: 30.5 (g/mL) G Lab File ID: S3F9316.D  
 Level: (LOW/MED) LOW Extraction: (Type) SONC  
 % Moisture: 41 Decanted: (Y/N) N Date Received: 08/20/2009  
 Concentrated Extract Volume: 500 (uL) Date Extracted: 08/21/2009  
 Injection Volume: 2.0 (uL) GPC Factor: 2.00 Date Analyzed: 08/24/2009  
 GPC Cleanup: (Y/N) Y pH: 7.9 Dilution Factor: 1.0

CAS NO.	COMPOUND	CONCENTRATION UNITS:		Q
		(ug/L or ug/Kg)	UG/KG	
91-20-3	Naphthalene		100	J
91-57-6	2-Methylnaphthalene		58	J
208-96-8	Acenaphthylene		280	U
83-32-9	Acenaphthene		110	J

PRELIMINARY

1E - FORM I SV-2  
SEMIVOLATILE ORGANICS ANALYSIS DATA SHEET

EPA SAMPLE NO.

E3ND2

Lab Name: MITKEM LABORATORIES Contract: EP-W-05-030  
 Lab Code: MITKEM Case No.: 38897 Mod. Ref No.: 1760.0 SDG No.: E3ND0  
 Matrix: (SOIL/SED/WATER) SOIL Lab Sample ID: H1595-03A  
 Sample wt/vol: 30.5 (g/mL) G Lab File ID: S3F9316.D  
 Level: (LOW/MED) LOW Extraction: (Type) SONC  
 % Moisture: 41 Decanted: (Y/N) N Date Received: 08/20/2009  
 Concentrated Extract Volume: 500 (uL) Date Extracted: 08/21/2009  
 Injection Volume: 2.0 (uL) GPC Factor: 2.00 Date Analyzed: 08/24/2009  
 GPC Cleanup: (Y/N) Y pH: 7.9 Dilution Factor: 1.0

CAS NO.	COMPOUND	CONCENTRATION UNITS:		Q
		(ug/L or ug/Kg)	UG/KG	
86-73-7	Fluorene		120	J
85-01-8	Phenanthrene		710	
120-12-7	Anthracene		160	J
206-44-0	Fluoranthene		1000	
129-00-0	Pyrene		800	
56-55-3	Benzo(a)anthracene		370	
218-01-9	Chrysene		420	
205-99-2	Benzo(b)fluoranthene		440	
207-08-9	Benzo(k)fluoranthene		150	J
50-32-8	Benzo(a)pyrene		340	
193-39-5	Indeno(1,2,3-cd)pyrene		200	J
53-70-3	Dibenzo(a,h)anthracene		280	U
191-24-2	Benzo(g,h,i)perylene		210	J

(1) Cannot be separated from Diphenylamine

PRELIMINARY

1D - FORM I SV-1  
SEMIVOLATILE ORGANICS ANALYSIS DATA SHEET

EPA SAMPLE NO.

E3ND3

Lab Name: MITKEM LABORATORIES Contract: EP-W-05-030  
 Lab Code: MITKEM Case No.: 38897 Mod. Ref No.: 1760.0 SDG No.: E3ND0  
 Matrix: (SOIL/SED/WATER) SOIL Lab Sample ID: H1595-04A  
 Sample wt/vol: 30.0 (g/mL) G Lab File ID: S3F9317.D  
 Level: (LOW/MED) LOW Extraction: (Type) SONC  
 % Moisture: 41 Decanted: (Y/N) N Date Received: 08/20/2009  
 Concentrated Extract Volume: 500 (uL) Date Extracted: 08/21/2009  
 Injection Volume: 2.0 (uL) GPC Factor: 2.00 Date Analyzed: 08/24/2009  
 GPC Cleanup: (Y/N) Y pH: 7.7 Dilution Factor: 1.0

CAS NO.	COMPOUND	CONCENTRATION UNITS:	
		(ug/L or ug/Kg)	UG/KG
91-20-3	Naphthalene	290	U
91-57-6	2-Methylnaphthalene	290	U
208-96-8	Acenaphthylene	290	U
83-32-9	Acenaphthene	290	U

PRELIMINARY

1E - FORM I SV-2  
SEMIVOLATILE ORGANICS ANALYSIS DATA SHEET

EPA SAMPLE NO.

E3ND3

Lab Name: MITKEM LABORATORIES Contract: EP-W-05-030  
 Lab Code: MITKEM Case No.: 38897 Mod. Ref No.: 1760.0 SDG No.: E3ND0  
 Matrix: (SOIL/SED/WATER) SOIL Lab Sample ID: H1595-04A  
 Sample wt/vol: 30.0 (g/mL) G Lab File ID: S3F9317.D  
 Level: (LOW/MED) LOW Extraction: (Type) SONC  
 % Moisture: 41 Decanted: (Y/N) N Date Received: 08/20/2009  
 Concentrated Extract Volume: 500 (uL) Date Extracted: 08/21/2009  
 Injection Volume: 2.0 (uL) GPC Factor: 2.00 Date Analyzed: 08/24/2009  
 GPC Cleanup: (Y/N) Y pH: 7.7 Dilution Factor: 1.0

CAS NO.	COMPOUND	CONCENTRATION UNITS:		Q
		(ug/L or ug/Kg)	UG/KG	
86-73-7	Fluorene		290	U
85-01-8	Phenanthrene		300	
120-12-7	Anthracene		77	J
206-44-0	Fluoranthene		500	
129-00-0	Pyrene		390	
56-55-3	Benzo(a)anthracene		190	J
218-01-9	Chrysene		200	J
205-99-2	Benzo(b)fluoranthene		230	J
207-08-9	Benzo(k)fluoranthene		120	J
50-32-8	Benzo(a)pyrene		180	J
193-39-5	Indeno(1,2,3-cd)pyrene		120	J
53-70-3	Dibenzo(a,h)anthracene		290	U
191-24-2	Benzo(g,h,i)perylene		120	J

(1) Cannot be separated from Diphenylamine

PRELIMINARY

1D - FORM I SV-1  
SEMIVOLATILE ORGANICS ANALYSIS DATA SHEET

EPA SAMPLE NO.

E3ND4

Lab Name: MITKEM LABORATORIES Contract: EP-W-05-030  
 Lab Code: MITKEM Case No.: 38897 Mod. Ref No.: 1760.0 SDG No.: E3ND0  
 Matrix: (SOIL/SED/WATER) SOIL Lab Sample ID: H1595-05A  
 Sample wt/vol: 30.1 (g/mL) G Lab File ID: S3F9318.D  
 Level: (LOW/MED) LOW Extraction: (Type) SONC  
 % Moisture: 43 Decanted: (Y/N) N Date Received: 08/20/2009  
 Concentrated Extract Volume: 500 (uL) Date Extracted: 08/21/2009  
 Injection Volume: 2.0 (uL) GPC Factor: 2.00 Date Analyzed: 08/24/2009  
 GPC Cleanup: (Y/N) Y pH: 7.5 Dilution Factor: 1.0

CAS NO.	COMPOUND	CONCENTRATION UNITS:		Q
		(ug/L or ug/Kg)	UG/KG	
91-20-3	Naphthalene		300	U
91-57-6	2-Methylnaphthalene		300	U
208-96-8	Acenaphthylene		300	U
83-32-9	Acenaphthene		300	U

PRELIMINARY

1E - FORM I SV-2  
SEMIVOLATILE ORGANICS ANALYSIS DATA SHEET

EPA SAMPLE NO.

E3ND4

Lab Name: MITKEM LABORATORIES Contract: EP-W-05-030  
 Lab Code: MITKEM Case No.: 38897 Mod. Ref No.: 1760.0 SDG No.: E3ND0  
 Matrix: (SOIL/SED/WATER) SOIL Lab Sample ID: H1595-05A  
 Sample wt/vol: 30.1 (g/mL) G Lab File ID: S3F9318.D  
 Level: (LOW/MED) LOW Extraction: (Type) SONC  
 % Moisture: 43 Decanted: (Y/N) N Date Received: 08/20/2009  
 Concentrated Extract Volume: 500 (uL) Date Extracted: 08/21/2009  
 Injection Volume: 2.0 (uL) GPC Factor: 2.00 Date Analyzed: 08/24/2009  
 GPC Cleanup: (Y/N) Y pH: 7.5 Dilution Factor: 1.0

CAS NO.	COMPOUND	CONCENTRATION UNITS:	
		(ug/L or ug/Kg)	UG/KG
86-73-7	Fluorene	300	U
85-01-8	Phenanthrene	300	U
120-12-7	Anthracene	300	U
206-44-0	Fluoranthene	300	U
129-00-0	Pyrene	300	U
56-55-3	Benzo(a)anthracene	300	U
218-01-9	Chrysene	300	U
205-99-2	Benzo(b)fluoranthene	300	U
207-08-9	Benzo(k)fluoranthene	300	U
50-32-8	Benzo(a)pyrene	300	U
193-39-5	Indeno(1,2,3-cd)pyrene	300	U
53-70-3	Dibenzo(a,h)anthracene	300	U
191-24-2	Benzo(g,h,i)perylene	300	U

(1) Cannot be separated from Diphenylamine

PRELIMINARY



1D - FORM I SV-1  
SEMIVOLATILE ORGANICS ANALYSIS DATA SHEET

EPA SAMPLE NO.

E3ND5

Lab Name: MITKEM LABORATORIES Contract: EP-W-05-030  
 Lab Code: MITKEM Case No.: 38897 Mod. Ref No.: 1760.0 SDG No.: E3ND0  
 Matrix: (SOIL/SED/WATER) SOIL Lab Sample ID: H1595-06A  
 Sample wt/vol: 30.0 (g/mL) G Lab File ID: S3F9311.D  
 Level: (LOW/MED) LOW Extraction: (Type) SONC  
 % Moisture: 36 Decanted: (Y/N) N Date Received: 08/20/2009  
 Concentrated Extract Volume: 500 (uL) Date Extracted: 08/21/2009  
 Injection Volume: 2.0 (uL) GPC Factor: 2.00 Date Analyzed: 08/24/2009  
 GPC Cleanup: (Y/N) Y pH: 7.4 Dilution Factor: 1.0

CAS NO.	COMPOUND	CONCENTRATION UNITS:	
		(ug/L or ug/Kg)	UG/KG
91-20-3	Naphthalene	160	J
91-57-6	2-Methylnaphthalene	100	J
208-96-8	Acenaphthylene	420	
83-32-9	Acenaphthene	160	J

**PRELIMINARY**

SOM01.2 (6/2007)

1E - FORM I SV-2  
SEMIVOLATILE ORGANICS ANALYSIS DATA SHEET

EPA SAMPLE NO.

E3ND5

Lab Name: MITKEM LABORATORIES Contract: EP-W-05-030  
 Lab Code: MITKEM Case No.: 38897 Mod. Ref No.: 1760.0 SDG No.: E3ND0  
 Matrix: (SOIL/SED/WATER) SOIL Lab Sample ID: H1595-06A  
 Sample wt/vol: 30.0 (g/mL) G Lab File ID: S3F9311.D  
 Level: (LOW/MED) LOW Extraction: (Type) SONC  
 % Moisture: 36 Decanted: (Y/N) N Date Received: 08/20/2009  
 Concentrated Extract Volume: 500 (uL) Date Extracted: 08/21/2009  
 Injection Volume: 2.0 (uL) GPC Factor: 2.00 Date Analyzed: 08/24/2009  
 GPC Cleanup: (Y/N) Y pH: 7.4 Dilution Factor: 1.0

CAS NO.	COMPOUND	CONCENTRATION UNITS:		Q
		(ug/L or ug/Kg)	UG/KG	
86-73-7	Fluorene		260	J
85-01-8	Phenanthrene		1700	
120-12-7	Anthracene		450	
206-44-0	Fluoranthene		3500	
129-00-0	Pyrene		2600	
56-55-3	Benzo(a)anthracene		1300	
218-01-9	Chrysene		1800	
205-99-2	Benzo(b)fluoranthene		1300	
207-08-9	Benzo(k)fluoranthene		580	
50-32-8	Benzo(a)pyrene		880	
193-39-5	Indeno(1,2,3-cd)pyrene		570	
53-70-3	Dibenzo(a,h)anthracene		200	J
191-24-2	Benzo(g,h,i)perylene		590	

(1) Cannot be separated from Diphenylamine

PRELIMINARY

1D - FORM I SV-1  
SEMIVOLATILE ORGANICS ANALYSIS DATA SHEET

EPA SAMPLE NO.

E3ND5MS

Lab Name: MITKEM LABORATORIES Contract: EP-W-05-030  
 Lab Code: MITKEM Case No.: 38897 Mod. Ref No.: 1760.0 SDG No.: E3ND0  
 Matrix: (SOIL/SED/WATER) SOIL Lab Sample ID: H1595-06AMS  
 Sample wt/vol: 30.3 (g/mL) G Lab File ID: S3F9312.D  
 Level: (LOW/MED) LOW Extraction: (Type) SONC  
 % Moisture: 36 Decanted: (Y/N) N Date Received: 08/20/2009  
 Concentrated Extract Volume: 500 (uL) Date Extracted: 08/21/2009  
 Injection Volume: 2.0 (uL) GPC Factor: 2.00 Date Analyzed: 08/24/2009  
 GPC Cleanup: (Y/N) Y pH: 7.4 Dilution Factor: 1.0

CAS NO.	COMPOUND	CONCENTRATION UNITS:		Q
		(ug/L or ug/Kg)	UG/KG	
91-20-3	Naphthalene		100	J
91-57-6	2-Methylnaphthalene		78	J
208-96-8	Acenaphthylene		310	
83-32-9	Acenaphthene		1700	

PRELIMINARY

1E - FORM I SV-2  
SEMIVOLATILE ORGANICS ANALYSIS DATA SHEET

EPA SAMPLE NO.

E3ND5MS

Lab Name: MITKEM LABORATORIES Contract: EP-W-05-030  
 Lab Code: MITKEM Case No.: 38897 Mod. Ref No.: 1760.0 SDG No.: E3ND0  
 Matrix: (SOIL/SED/WATER) SOIL Lab Sample ID: H1595-06AMS  
 Sample wt/vol: 30.3 (g/mL) G Lab File ID: S3F9312.D  
 Level: (LOW/MED) LOW Extraction: (Type) SONC  
 % Moisture: 36 Decanted: (Y/N) N Date Received: 08/20/2009  
 Concentrated Extract Volume: 500 (uL) Date Extracted: 08/21/2009  
 Injection Volume: 2.0 (uL) GPC Factor: 2.00 Date Analyzed: 08/24/2009  
 GPC Cleanup: (Y/N) Y pH: 7.4 Dilution Factor: 1.0

CAS NO.	COMPOUND	CONCENTRATION UNITS:		Q
		(ug/L or ug/Kg)	UG/KG	
86-73-7	Fluorene		200	J
85-01-8	Phenanthrene		1400	
120-12-7	Anthracene		370	
206-44-0	Fluoranthene		2900	
129-00-0	Pyrene		3300	
56-55-3	Benzo(a)anthracene		1000	
218-01-9	Chrysene		1500	
205-99-2	Benzo(b)fluoranthene		1300	
207-08-9	Benzo(k)fluoranthene		740	
50-32-8	Benzo(a)pyrene		980	
193-39-5	Indeno(1,2,3-cd)pyrene		650	
53-70-3	Dibenzo(a,h)anthracene		230	J
191-24-2	Benzo(g,h,i)perylene		630	

(1) Cannot be separated from Diphenylamine

PRELIMINARY

SOM01.2 (6/2007)

1D - FORM I SV-1  
SEMIVOLATILE ORGANICS ANALYSIS DATA SHEET

EPA SAMPLE NO.

E3ND5MSD

Lab Name: MITKEM LABORATORIES Contract: EP-W-05-030  
 Lab Code: MITKEM Case No.: 38897 Mod. Ref No.: 1760.0 SDG No.: E3ND0  
 Matrix: (SOIL/SED/WATER) SOIL Lab Sample ID: H1595-06AMSD  
 Sample wt/vol: 30.2 (g/mL) G Lab File ID: S3F9313.D  
 Level: (LOW/MED) LOW Extraction: (Type) SONC  
 % Moisture: 36 Decanted: (Y/N) N Date Received: 08/20/2009  
 Concentrated Extract Volume: 500 (uL) Date Extracted: 08/21/2009  
 Injection Volume: 2.0 (uL) GPC Factor: 2.00 Date Analyzed: 08/24/2009  
 GPC Cleanup: (Y/N) Y pH: 7.4 Dilution Factor: 1.0

CAS NO.	COMPOUND	CONCENTRATION UNITS:	
		(ug/L or ug/Kg)	UG/KG
91-20-3	Naphthalene	130	J
91-57-6	2-Methylnaphthalene	100	J
208-96-8	Acenaphthylene	360	
83-32-9	Acenaphthene	1800	

PRELIMINARY

1E - FORM I SV-2  
SEMIVOLATILE ORGANICS ANALYSIS DATA SHEET

EPA SAMPLE NO.

E3ND5MSD

Lab Name: MITKEM LABORATORIES Contract: EP-W-05-030  
 Lab Code: MITKEM Case No.: 38897 Mod. Ref No.: 1760.0 SDG No.: E3ND0  
 Matrix: (SOIL/SED/WATER) SOIL Lab Sample ID: H1595-06AMSD  
 Sample wt/vol: 30.2 (g/mL) G Lab File ID: S3F9313.D  
 Level: (LOW/MED) LOW Extraction: (Type) SONC  
 % Moisture: 36 Decanted: (Y/N) N Date Received: 08/20/2009  
 Concentrated Extract Volume: 500 (uL) Date Extracted: 08/21/2009  
 Injection Volume: 2.0 (uL) GPC Factor: 2.00 Date Analyzed: 08/24/2009  
 GPC Cleanup: (Y/N) Y pH: 7.4 Dilution Factor: 1.0

CAS NO.	COMPOUND	CONCENTRATION UNITS:	
		(ug/L or ug/Kg)	UG/KG
86-73-7	Fluorene	230	J
85-01-8	Phenanthrene	1800	
120-12-7	Anthracene	490	
206-44-0	Fluoranthene	3600	
129-00-0	Pyrene	3900	
56-55-3	Benzo(a)anthracene	1400	
218-01-9	Chrysene	1900	
205-99-2	Benzo(b)fluoranthene	1900	
207-08-9	Benzo(k)fluoranthene	720	
50-32-8	Benzo(a)pyrene	1200	
193-39-5	Indeno(1,2,3-cd)pyrene	800	
53-70-3	Dibenzo(a,h)anthracene	270	
191-24-2	Benzo(g,h,i)perylene	810	

(1) Cannot be separated from Diphenylamine

PRELIMINARY

1D - FORM I SV-1  
SEMIVOLATILE ORGANICS ANALYSIS DATA SHEET

EPA SAMPLE NO.

E3ND6

Lab Name: MITKEM LABORATORIES Contract: EP-W-05-030  
 Lab Code: MITKEM Case No.: 38897 Mod. Ref No.: 1760.0 SDG No.: E3ND0  
 Matrix: (SOIL/SED/WATER) SOIL Lab Sample ID: H1595-07A  
 Sample wt/vol: 30.4 (g/mL) G Lab File ID: S3F9319.D  
 Level: (LOW/MED) LOW Extraction: (Type) SONC  
 % Moisture: 37 Decanted: (Y/N) N Date Received: 08/20/2009  
 Concentrated Extract Volume: 500 (uL) Date Extracted: 08/21/2009  
 Injection Volume: 2.0 (uL) GPC Factor: 2.00 Date Analyzed: 08/24/2009  
 GPC Cleanup: (Y/N) Y pH: 7.9 Dilution Factor: 1.0

CAS NO.	COMPOUND	CONCENTRATION UNITS:	
		(ug/L or ug/Kg)	UG/KG
91-20-3	Naphthalene	220	J
91-57-6	2-Methylnaphthalene	140	J
208-96-8	Acenaphthylene	360	
83-32-9	Acenaphthene	250	J

PRELIMINARY

1E - FORM I SV-2  
SEMIVOLATILE ORGANICS ANALYSIS DATA SHEET

EPA SAMPLE NO.

E3ND6

Lab Name: MITKEM LABORATORIES Contract: EP-W-05-030  
 Lab Code: MITKEM Case No.: 38897 Mod. Ref No.: 1760.0 SDG No.: E3ND0  
 Matrix: (SOIL/SED/WATER) SOIL Lab Sample ID: H1595-07A  
 Sample wt/vol: 30.4 (g/mL) G Lab File ID: S3F9319.D  
 Level: (LOW/MED) LOW Extraction: (Type) SONC  
 % Moisture: 37 Decanted: (Y/N) N Date Received: 08/20/2009  
 Concentrated Extract Volume: 500 (uL) Date Extracted: 08/21/2009  
 Injection Volume: 2.0 (uL) GPC Factor: 2.00 Date Analyzed: 08/24/2009  
 GPC Cleanup: (Y/N) Y pH: 7.9 Dilution Factor: 1.0

CAS NO.	COMPOUND	CONCENTRATION UNITS:		Q
		(ug/L or ug/Kg)	UG/KG	
86-73-7	Fluorene		340	
85-01-8	Phenanthrene		2600	
120-12-7	Anthracene		660	
206-44-0	Fluoranthene		4500	E
129-00-0	Pyrene		3400	
56-55-3	Benzo(a)anthracene		1600	
218-01-9	Chrysene		2200	
205-99-2	Benzo(b)fluoranthene		2000	
207-08-9	Benzo(k)fluoranthene		900	
50-32-8	Benzo(a)pyrene		1400	
193-39-5	Indeno(1,2,3-cd)pyrene		890	
53-70-3	Dibenzo(a,h)anthracene		310	
191-24-2	Benzo(g,h,i)perylene		880	

(1) Cannot be separated from Diphenylamine

PRELIMINARY

SOM01.2 (6/2007)



1D - FORM I SV-1  
SEMIVOLATILE ORGANICS ANALYSIS DATA SHEET

EPA SAMPLE NO.

E3ND7

Lab Name: MITKEM LABORATORIES Contract: EP-W-05-030  
 Lab Code: MITKEM Case No.: 38897 Mod. Ref No.: 1760.0 SDG No.: E3ND0  
 Matrix: (SOIL/SED/WATER) SOIL Lab Sample ID: H1595-08A  
 Sample wt/vol: 30.0 (g/mL) G Lab File ID: S3F9320.D  
 Level: (LOW/MED) LOW Extraction: (Type) SONC  
 % Moisture: 38 Decanted: (Y/N) N Date Received: 08/20/2009  
 Concentrated Extract Volume: 500 (uL) Date Extracted: 08/21/2009  
 Injection Volume: 2.0 (uL) GPC Factor: 2.00 Date Analyzed: 08/24/2009  
 GPC Cleanup: (Y/N) Y pH: 8.0 Dilution Factor: 1.0

CAS NO.	COMPOUND	CONCENTRATION UNITS:	
		(ug/L or ug/Kg)	UG/KG
91-20-3	Naphthalene	160	J
91-57-6	2-Methylnaphthalene	110	J
208-96-8	Acenaphthylene	170	J
83-32-9	Acenaphthene	140	J

**PRELIMINARY**

1E - FORM I SV-2  
SEMIVOLATILE ORGANICS ANALYSIS DATA SHEET

EPA SAMPLE NO.

E3ND7

Lab Name: MITKEM LABORATORIES Contract: EP-W-05-030  
 Lab Code: MITKEM Case No.: 38897 Mod. Ref No.: 1760.0 SDG No.: E3ND0  
 Matrix: (SOIL/SED/WATER) SOIL Lab Sample ID: H1595-08A  
 Sample wt/vol: 30.0 (g/mL) G Lab File ID: S3F9320.D  
 Level: (LOW/MED) LOW Extraction: (Type) SONC  
 % Moisture: 38 Decanted: (Y/N) N Date Received: 08/20/2009  
 Concentrated Extract Volume: 500 (uL) Date Extracted: 08/21/2009  
 Injection Volume: 2.0 (uL) GPC Factor: 2.00 Date Analyzed: 08/24/2009  
 GPC Cleanup: (Y/N) Y pH: 8.0 Dilution Factor: 1.0

CAS NO.	COMPOUND	CONCENTRATION UNITS:		Q
		(ug/L or ug/Kg)	UG/KG	
86-73-7	Fluorene		200	J
85-01-8	Phenanthrene		1400	
120-12-7	Anthracene		330	
206-44-0	Fluoranthene		2400	
129-00-0	Pyrene		1700	
56-55-3	Benzo(a)anthracene		860	
218-01-9	Chrysene		1100	
205-99-2	Benzo(b)fluoranthene		990	
207-08-9	Benzo(k)fluoranthene		390	
50-32-8	Benzo(a)pyrene		690	
193-39-5	Indeno(1,2,3-cd)pyrene		420	
53-70-3	Dibenzo(a,h)anthracene		170	J
191-24-2	Benzo(g,h,i)perylene		440	

(1) Cannot be separated from Diphenylamine

PRELIMINARY

1D - FORM I SV-1  
SEMIVOLATILE ORGANICS ANALYSIS DATA SHEET

EPA SAMPLE NO.

E3ND8

Lab Name: MITKEM LABORATORIES Contract: EP-W-05-030  
 Lab Code: MITKEM Case No.: 38897 Mod. Ref No.: 1760.0 SDG No.: E3ND0  
 Matrix: (SOIL/SED/WATER) SOIL Lab Sample ID: H1595-09A  
 Sample wt/vol: 30.2 (g/mL) G Lab File ID: S3F9321.D  
 Level: (LOW/MED) LOW Extraction: (Type) SONC  
 % Moisture: 35 Decanted: (Y/N) N Date Received: 08/20/2009  
 Concentrated Extract Volume: 500 (uL) Date Extracted: 08/21/2009  
 Injection Volume: 2.0 (uL) GPC Factor: 2.00 Date Analyzed: 08/24/2009  
 GPC Cleanup: (Y/N) Y pH: 8.0 Dilution Factor: 1.0

CAS NO.	COMPOUND	CONCENTRATION UNITS:	
		(ug/L or ug/Kg)	UG/KG
91-20-3	Naphthalene	180	J
91-57-6	2-Methylnaphthalene	95	J
208-96-8	Acenaphthylene	95	J
83-32-9	Acenaphthene	110	J

PRELIMINARY

SOM01.2 (6/2007)

1E - FORM I SV-2  
SEMIVOLATILE ORGANICS ANALYSIS DATA SHEET

EPA SAMPLE NO.

E3ND8

Lab Name: MITKEM LABORATORIES Contract: EP-W-05-030  
 Lab Code: MITKEM Case No.: 38897 Mod. Ref No.: 1760.0 SDG No.: E3ND0  
 Matrix: (SOIL/SED/WATER) SOIL Lab Sample ID: H1595-09A  
 Sample wt/vol: 30.2 (g/mL) G Lab File ID: S3F9321.D  
 Level: (LOW/MED) LOW Extraction: (Type) SONC  
 % Moisture: 35 Decanted: (Y/N) N Date Received: 08/20/2009  
 Concentrated Extract Volume: 500 (uL) Date Extracted: 08/21/2009  
 Injection Volume: 2.0 (uL) GPC Factor: 2.00 Date Analyzed: 08/24/2009  
 GPC Cleanup: (Y/N) Y pH: 8.0 Dilution Factor: 1.0

CAS NO.	COMPOUND	CONCENTRATION UNITS:		Q
		(ug/L or ug/Kg)	UG/KG	
86-73-7	Fluorene		150	J
85-01-8	Phenanthrene		970	
120-12-7	Anthracene		240	J
206-44-0	Fluoranthene		1500	
129-00-0	Pyrene		1100	
56-55-3	Benzo (a) anthracene		580	
218-01-9	Chrysene		680	
205-99-2	Benzo (b) fluoranthene		680	
207-08-9	Benzo (k) fluoranthene		230	J
50-32-8	Benzo (a) pyrene		480	
193-39-5	Indeno (1, 2, 3-cd) pyrene		280	
53-70-3	Dibenzo (a, h) anthracene		91	J
191-24-2	Benzo (g, h, i) perylene		290	

(1) Cannot be separated from Diphenylamine

PRELIMINARY

SOM01.2 (6/2007)

1D - FORM I SV-1  
SEMIVOLATILE ORGANICS ANALYSIS DATA SHEET

EPA SAMPLE NO.

E3ND9

Lab Name: MITKEM LABORATORIES Contract: EP-W-05-030  
 Lab Code: MITKEM Case No.: 38897 Mod. Ref No.: 1760.0 SDG No.: E3ND0  
 Matrix: (SOIL/SED/WATER) SOIL Lab Sample ID: H1595-10A  
 Sample wt/vol: 30.2 (g/mL) G Lab File ID: S3F9322.D  
 Level: (LOW/MED) LOW Extraction: (Type) SONC  
 % Moisture: 17 Decanted: (Y/N) N Date Received: 08/20/2009  
 Concentrated Extract Volume: 500 (uL) Date Extracted: 08/21/2009  
 Injection Volume: 2.0 (uL) GPC Factor: 2.00 Date Analyzed: 08/24/2009  
 GPC Cleanup: (Y/N) Y pH: 7.3 Dilution Factor: 1.0

CAS NO.	COMPOUND	CONCENTRATION UNITS:	
		(ug/L or ug/Kg)	UG/KG
91-20-3	Naphthalene	200	U
91-57-6	2-Methylnaphthalene	200	U
208-96-8	Acenaphthylene	200	U
83-32-9	Acenaphthene	200	U

PRELIMINARY

SOM01.2 (6/2007)

1E - FORM I SV-2  
SEMIVOLATILE ORGANICS ANALYSIS DATA SHEET

EPA SAMPLE NO.

E3ND9

Lab Name: MITKEM LABORATORIES Contract: EP-W-05-030  
 Lab Code: MITKEM Case No.: 38897 Mod. Ref No.: 1760.0 SDG No.: E3ND0  
 Matrix: (SOIL/SED/WATER) SOIL Lab Sample ID: H1595-10A  
 Sample wt/vol: 30.2 (g/mL) G Lab File ID: S3F9322.D  
 Level: (LOW/MED) LOW Extraction: (Type) SONC  
 % Moisture: 17 Decanted: (Y/N) N Date Received: 08/20/2009  
 Concentrated Extract Volume: 500 (uL) Date Extracted: 08/21/2009  
 Injection Volume: 2.0 (uL) GPC Factor: 2.00 Date Analyzed: 08/24/2009  
 GPC Cleanup: (Y/N) Y pH: 7.3 Dilution Factor: 1.0

CAS NO.	COMPOUND	CONCENTRATION UNITS:	
		ug/L or ug/Kg	ug/Kg
86-73-7	Fluorene	200	U
85-01-8	Phenanthrene	200	U
120-12-7	Anthracene	200	U
206-44-0	Fluoranthene	200	U
129-00-0	Pyrene	200	U
56-55-3	Benzo(a)anthracene	200	U
218-01-9	Chrysene	200	U
205-99-2	Benzo(b)fluoranthene	200	U
207-08-9	Benzo(k)fluoranthene	200	U
50-32-8	Benzo(a)pyrene	200	U
193-39-5	Indeno(1,2,3-cd)pyrene	200	U
53-70-3	Dibenzo(a,h)anthracene	200	U
191-24-2	Benzo(g,h,i)perylene	200	U

(1) Cannot be separated from Diphenylamine

PRELIMINARY

SOM01.2 (6/2007)

1D - FORM I SV-1  
SEMIVOLATILE ORGANICS ANALYSIS DATA SHEET

EPA SAMPLE NO.

E3NE0

Lab Name: MITKEM LABORATORIES Contract: EP-W-05-030  
 Lab Code: MITKEM Case No.: 38897 Mod. Ref No.: 1760.0 SDG No.: E3NDO  
 Matrix: (SOIL/SED/WATER) SOIL Lab Sample ID: H1595-11A  
 Sample wt/vol: 30.3 (g/mL) G Lab File ID: S3F9303.D  
 Level: (LOW/MED) LOW Extraction: (Type) SONC  
 % Moisture: 43 Decanted: (Y/N) N Date Received: 08/20/2009  
 Concentrated Extract Volume: 500 (uL) Date Extracted: 08/21/2009  
 Injection Volume: 2.0 (uL) GPC Factor: 2.00 Date Analyzed: 08/23/2009  
 GPC Cleanup: (Y/N) Y pH: 7.0 Dilution Factor: 1.0

CAS NO.	COMPOUND	CONCENTRATION UNITS:		Q
		(ug/L or ug/Kg)	UG/KG	
91-20-3	Naphthalene		230	J
91-57-6	2-Methylnaphthalene		280	J
208-96-8	Acenaphthylene		730	
83-32-9	Acenaphthene		750	

PRELIMINARY

1E - FORM I SV-2  
SEMIVOLATILE ORGANICS ANALYSIS DATA SHEET

EPA SAMPLE NO.

E3NE0

Lab Name: MITKEM LABORATORIES Contract: EP-W-05-030  
 Lab Code: MITKEM Case No.: 38897 Mod. Ref No.: 1760.0 SDG No.: E3NDO  
 Matrix: (SOIL/SED/WATER) SOIL Lab Sample ID: H1595-11A  
 Sample wt/vol: 30.3 (g/mL) G Lab File ID: S3F9303.D  
 Level: (LOW/MED) LOW Extraction: (Type) SONC  
 % Moisture: 43 Decanted: (Y/N) N Date Received: 08/20/2009  
 Concentrated Extract Volume: 500 (uL) Date Extracted: 08/21/2009  
 Injection Volume: 2.0 (uL) GPC Factor: 2.00 Date Analyzed: 08/23/2009  
 GPC Cleanup: (Y/N) Y pH: 7.0 Dilution Factor: 1.0

CAS NO.	COMPOUND	CONCENTRATION UNITS:		Q
		(ug/L or ug/Kg)	UG/KG	
86-73-7	Fluorene		1500	
85-01-8	Phenanthrene		8900	E
120-12-7	Anthracene		2600	
206-44-0	Fluoranthene		16000	E
129-00-0	Pyrene		11000	E
56-55-3	Benzo(a)anthracene		7800	E
218-01-9	Chrysene		9800	E
205-99-2	Benzo(b)fluoranthene		7900	E
207-08-9	Benzo(k)fluoranthene		4200	
50-32-8	Benzo(a)pyrene		5800	E
193-39-5	Indeno(1,2,3-cd)pyrene		4600	
53-70-3	Dibenzo(a,h)anthracene		1900	
191-24-2	Benzo(g,h,i)perylene		4600	

(1) Cannot be separated from Diphenylamine

PRELIMINARY



1D - FORM I SV-1  
SEMIVOLATILE ORGANICS ANALYSIS DATA SHEET

EPA SAMPLE NO.

E3NE1

Lab Name: MITKEM LABORATORIES Contract: EP-W-05-030  
 Lab Code: MITKEM Case No.: 38897 Mod. Ref No.: 1760.0 SDG No.: E3ND0  
 Matrix: (SOIL/SED/WATER) SOIL Lab Sample ID: H1595-12A  
 Sample wt/vol: 30.4 (g/mL) G Lab File ID: S3F9304.D  
 Level: (LOW/MED) LOW Extraction: (Type) SONC  
 % Moisture: 41 Decanted: (Y/N) N Date Received: 08/20/2009  
 Concentrated Extract Volume: 500 (uL) Date Extracted: 08/21/2009  
 Injection Volume: 2.0 (uL) GPC Factor: 2.00 Date Analyzed: 08/23/2009  
 GPC Cleanup: (Y/N) Y pH: 7.4 Dilution Factor: 1.0

CAS NO.	COMPOUND	CONCENTRATION UNITS:		Q
		(ug/L or ug/Kg)	UG/KG	
91-20-3	Naphthalene		340	
91-57-6	2-Methylnaphthalene		420	
208-96-8	Acenaphthylene		960	
83-32-9	Acenaphthene		1200	

PRELIMINARY

1E - FORM I SV-2  
SEMIVOLATILE ORGANICS ANALYSIS DATA SHEET

EPA SAMPLE NO.

E3NE1

Lab Name: MITKEM LABORATORIES Contract: EP-W-05-030  
 Lab Code: MITKEM Case No.: 38897 Mod. Ref No.: 1760.0 SDG No.: E3NDO  
 Matrix: (SOIL/SED/WATER) SOIL Lab Sample ID: H1595-12A  
 Sample wt/vol: 30.4 (g/mL) G Lab File ID: S3F9304.D  
 Level: (LOW/MED) LOW Extraction: (Type) SONC  
 % Moisture: 41 Decanted: (Y/N) N Date Received: 08/20/2009  
 Concentrated Extract Volume: 500 (uL) Date Extracted: 08/21/2009  
 Injection Volume: 2.0 (uL) GPC Factor: 2.00 Date Analyzed: 08/23/2009  
 GPC Cleanup: (Y/N) Y pH: 7.4 Dilution Factor: 1.0

CAS NO.	COMPOUND	CONCENTRATION UNITS:		Q
		(ug/L or ug/Kg)	UG/KG	
86-73-7	Fluorene		2400	
85-01-8	Phenanthrene		14000	E
120-12-7	Anthracene		4000	
206-44-0	Fluoranthene		23000	E
129-00-0	Pyrene		16000	E
56-55-3	Benzo(a)anthracene		12000	E
218-01-9	Chrysene		12000	E
205-99-2	Benzo(b)fluoranthene		11000	E
207-08-9	Benzo(k)fluoranthene		5200	E
50-32-8	Benzo(a)pyrene		7900	E
193-39-5	Indeno(1,2,3-cd)pyrene		6800	E
53-70-3	Dibenzo(a,h)anthracene		2900	
191-24-2	Benzo(g,h,i)perylene		7000	E

(1) Cannot be separated from Diphenylamine

PRELIMINARY

1D - FORM I SV-1  
SEMIVOLATILE ORGANICS ANALYSIS DATA SHEET

EPA SAMPLE NO.

E3NE2

Lab Name: MITKEM LABORATORIES Contract: EP-W-05-030  
 Lab Code: MITKEM Case No.: 38897 Mod. Ref No.: 1760.0 SDG No.: E3NDO  
 Matrix: (SOIL/SED/WATER) SOIL Lab Sample ID: H1595-13A  
 Sample wt/vol: 30.5 (g/mL) G Lab File ID: S3F9305.D  
 Level: (LOW/MED) LOW Extraction: (Type) SONC  
 % Moisture: 39 Decanted: (Y/N) N Date Received: 08/20/2009  
 Concentrated Extract Volume: 500 (uL) Date Extracted: 08/21/2009  
 Injection Volume: 2.0 (uL) GPC Factor: 2.00 Date Analyzed: 08/23/2009  
 GPC Cleanup: (Y/N) Y pH: 7.3 Dilution Factor: 1.0

CAS NO.	COMPOUND	CONCENTRATION UNITS:		Q
		(ug/L or ug/Kg)	UG/KG	
91-20-3	Naphthalene		280	
91-57-6	2-Methylnaphthalene		320	
208-96-8	Acenaphthylene		670	
83-32-9	Acenaphthene		950	

PRELIMINARY

1E - FORM I SV-2  
SEMIVOLATILE ORGANICS ANALYSIS DATA SHEET

EPA SAMPLE NO.

E3NE2

Lab Name: MITKEM LABORATORIES Contract: EP-W-05-030  
 Lab Code: MITKEM Case No.: 38897 Mod. Ref No.: 1760.0 SDG No.: E3NDO  
 Matrix: (SOIL/SED/WATER) SOIL Lab Sample ID: H1595-13A  
 Sample wt/vol: 30.5 (g/mL) G Lab File ID: S3F9305.D  
 Level: (LOW/MED) LOW Extraction: (Type) SONC  
 % Moisture: 39 Decanted: (Y/N) N Date Received: 08/20/2009  
 Concentrated Extract Volume: 500 (uL) Date Extracted: 08/21/2009  
 Injection Volume: 2.0 (uL) GPC Factor: 2.00 Date Analyzed: 08/23/2009  
 GPC Cleanup: (Y/N) Y pH: 7.3 Dilution Factor: 1.0

CAS NO.	COMPOUND	CONCENTRATION UNITS:		Q
		(ug/L or ug/Kg)	UG/KG	
86-73-7	Fluorene		1700	
85-01-8	Phenanthrene		11000	E
120-12-7	Anthracene		11000	E
206-44-0	Fluoranthene		21000	E
129-00-0	Pyrene		15000	E
56-55-3	Benzo(a)anthracene		9600	E
218-01-9	Chrysene		12000	E
205-99-2	Benzo(b)fluoranthene		10000	E
207-08-9	Benzo(k)fluoranthene		5200	E
50-32-8	Benzo(a)pyrene		7400	E
193-39-5	Indeno(1,2,3-cd)pyrene		6100	E
53-70-3	Dibenzo(a,h)anthracene		2500	
191-24-2	Benzo(g,h,i)perylene		6100	E

(1) Cannot be separated from Diphenylamine

PRELIMINARY

SOM01.2 (6/2007)

1D - FORM I SV-1  
SEMIVOLATILE ORGANICS ANALYSIS DATA SHEET

EPA SAMPLE NO.

E3NE3

Lab Name: MITKEM LABORATORIES Contract: EP-W-05-030  
 Lab Code: MITKEM Case No.: 38897 Mod. Ref No.: 1760.0 SDG No.: E3ND0  
 Matrix: (SOIL/SED/WATER) SOIL Lab Sample ID: H1595-14A  
 Sample wt/vol: 30.5 (g/mL) G Lab File ID: S3F9306.D  
 Level: (LOW/MED) LOW Extraction: (Type) SONC  
 % Moisture: 40 Decanted: (Y/N) N Date Received: 08/20/2009  
 Concentrated Extract Volume: 500 (uL) Date Extracted: 08/21/2009  
 Injection Volume: 2.0 (uL) GPC Factor: 2.00 Date Analyzed: 08/23/2009  
 GPC Cleanup: (Y/N) Y pH: 7.5 Dilution Factor: 1.0

CAS NO.	COMPOUND	CONCENTRATION UNITS:	
		(ug/L or ug/Kg)	UG/KG
91-20-3	Naphthalene		710
91-57-6	2-Methylnaphthalene		350
208-96-8	Acenaphthylene		630
83-32-9	Acenaphthene		740

PRELIMINARY

SOM01.2 (6/2007)

1E - FORM I SV-2  
SEMIVOLATILE ORGANICS ANALYSIS DATA SHEET

EPA SAMPLE NO.

E3NE3

Lab Name: MITKEM LABORATORIES Contract: EP-W-05-030  
 Lab Code: MITKEM Case No.: 38897 Mod. Ref No.: 1760.0 SDG No.: E3NDO  
 Matrix: (SOIL/SED/WATER) SOIL Lab Sample ID: H1595-14A  
 Sample wt/vol: 30.5 (g/mL) G Lab File ID: S3F9306.D  
 Level: (LOW/MED) LOW Extraction: (Type) SONC  
 % Moisture: 40 Decanted: (Y/N) N Date Received: 08/20/2009  
 Concentrated Extract Volume: 500 (uL) Date Extracted: 08/21/2009  
 Injection Volume: 2.0 (uL) GPC Factor: 2.00 Date Analyzed: 08/23/2009  
 GPC Cleanup: (Y/N) Y pH: 7.5 Dilution Factor: 1.0

CAS NO.	COMPOUND	CONCENTRATION UNITS:		Q
		(ug/L or ug/Kg)	UG/KG	
86-73-7	Fluorene		1200	
85-01-8	Phenanthrene		8400	E
120-12-7	Anthracene		1900	
206-44-0	Fluoranthene		16000	E
129-00-0	Pyrene		11000	E
56-55-3	Benzo(a)anthracene		6600	E
218-01-9	Chrysene		9400	E
205-99-2	Benzo(b)fluoranthene		7200	E
207-08-9	Benzo(k)fluoranthene		4900	E
50-32-8	Benzo(a)pyrene		5900	E
193-39-5	Indeno(1,2,3-cd)pyrene		4600	E
53-70-3	Dibenzo(a,h)anthracene		1900	
191-24-2	Benzo(g,h,i)perylene		4700	E

(1) Cannot be separated from Diphenylamine

PRELIMINARY

SOM01.2 (6/2007)

1D - FORM I SV-1  
SEMIVOLATILE ORGANICS ANALYSIS DATA SHEET

EPA SAMPLE NO.

E3NE4

Lab Name: MITKEM LABORATORIES Contract: EP-W-05-030  
 Lab Code: MITKEM Case No.: 38897 Mod. Ref No.: 1760.0 SDG No.: E3NDO  
 Matrix: (SOIL/SED/WATER) SOIL Lab Sample ID: H1595-15A  
 Sample wt/vol: 30.3 (g/mL) G Lab File ID: S3F9307.D  
 Level: (LOW/MED) LOW Extraction: (Type) SONC  
 % Moisture: 40 Decanted: (Y/N) N Date Received: 08/20/2009  
 Concentrated Extract Volume: 500 (uL) Date Extracted: 08/21/2009  
 Injection Volume: 2.0 (uL) GPC Factor: 2.00 Date Analyzed: 08/23/2009  
 GPC Cleanup: (Y/N) Y pH: 7.4 Dilution Factor: 1.0

CAS NO.	COMPOUND	CONCENTRATION UNITS:		Q
		(ug/L or ug/Kg)	UG/KG	
91-20-3	Naphthalene		720	
91-57-6	2-Methylnaphthalene		380	
208-96-8	Acenaphthylene		660	
83-32-9	Acenaphthene		720	

PRELIMINARY

1E - FORM I SV-2  
SEMIVOLATILE ORGANICS ANALYSIS DATA SHEET

EPA SAMPLE NO.

E3NE4

Lab Name: MITKEM LABORATORIES Contract: EP-W-05-030  
 Lab Code: MITKEM Case No.: 38897 Mod. Ref No.: 1760.0 SDG No.: E3ND0  
 Matrix: (SOIL/SED/WATER) SOIL Lab Sample ID: H1595-15A  
 Sample wt/vol: 30.3 (g/mL) G Lab File ID: S3F9307.D  
 Level: (LOW/MED) LOW Extraction: (Type) SONC  
 % Moisture: 40 Decanted: (Y/N) N Date Received: 08/20/2009  
 Concentrated Extract Volume: 500 (uL) Date Extracted: 08/21/2009  
 Injection Volume: 2.0 (uL) GPC Factor: 2.00 Date Analyzed: 08/23/2009  
 GPC Cleanup: (Y/N) Y pH: 7.4 Dilution Factor: 1.0

CAS NO.	COMPOUND	CONCENTRATION UNITS:		Q
		(ug/L or ug/Kg)	UG/KG	
86-73-7	Fluorene		1200	
85-01-8	Phenanthrene		7800	E
120-12-7	Anthracene		1900	
206-44-0	Fluoranthene		15000	E
129-00-0	Pyrene		11000	E
56-55-3	Benzo(a)anthracene		7100	E
218-01-9	Chrysene		8600	E
205-99-2	Benzo(b)fluoranthene		6500	E
207-08-9	Benzo(k)fluoranthene		4400	
50-32-8	Benzo(a)pyrene		5400	E
193-39-5	Indeno(1,2,3-cd)pyrene		4400	E
53-70-3	Dibenzo(a,h)anthracene		1900	
191-24-2	Benzo(g,h,i)perylene		4500	E

(1) Cannot be separated from Diphenylamine

PRELIMINARY

SOM01.2 (6/2007)



1D - FORM I SV-1  
SEMIVOLATILE ORGANICS ANALYSIS DATA SHEET

EPA SAMPLE NO.

E3NE5

Lab Name: MITKEM LABORATORIES Contract: EP-W-05-030  
 Lab Code: MITKEM Case No.: 38897 Mod. Ref No.: 1760.0 SDG No.: E3ND0  
 Matrix: (SOIL/SED/WATER) SOIL Lab Sample ID: H1595-16A  
 Sample wt/vol: 30.2 (g/mL) G Lab File ID: S3F9323.D  
 Level: (LOW/MED) LOW Extraction: (Type) SONC  
 % Moisture: 35 Decanted: (Y/N) N Date Received: 08/20/2009  
 Concentrated Extract Volume: 500 (uL) Date Extracted: 08/21/2009  
 Injection Volume: 2.0 (uL) GPC Factor: 2.00 Date Analyzed: 08/24/2009  
 GPC Cleanup: (Y/N) Y pH: 7.7 Dilution Factor: 1.0

CAS NO.	COMPOUND	CONCENTRATION UNITS:		Q
		(ug/L or ug/Kg)	UG/KG	
91-20-3	Naphthalene		93	J
91-57-6	2-Methylnaphthalene		260	U
208-96-8	Acenaphthylene		53	J
83-32-9	Acenaphthene		67	J

PRELIMINARY

1E - FORM I SV-2  
SEMIVOLATILE ORGANICS ANALYSIS DATA SHEET

EPA SAMPLE NO.

E3NE5

Lab Name: MITKEM LABORATORIES Contract: EP-W-05-030  
 Lab Code: MITKEM Case No.: 38897 Mod. Ref No.: 1760.0 SDG No.: E3NDO  
 Matrix: (SOIL/SED/WATER) SOIL Lab Sample ID: H1595-16A  
 Sample wt/vol: 30.2 (g/mL) G Lab File ID: S3F9323.D  
 Level: (LOW/MED) LOW Extraction: (Type) SONC  
 % Moisture: 35 Decanted: (Y/N) N Date Received: 08/20/2009  
 Concentrated Extract Volume: 500 (uL) Date Extracted: 08/21/2009  
 Injection Volume: 2.0 (uL) GPC Factor: 2.00 Date Analyzed: 08/24/2009  
 GPC Cleanup: (Y/N) Y pH: 7.7 Dilution Factor: 1.0

CAS NO.	COMPOUND	CONCENTRATION UNITS:		Q
		(ug/L or ug/Kg)	UG/KG	
86-73-7	Fluorene		93	J
85-01-8	Phenanthrene		600	
120-12-7	Anthracene		150	J
206-44-0	Fluoranthene		1000	
129-00-0	Pyrene		740	
56-55-3	Benzo(a)anthracene		360	
218-01-9	Chrysene		480	
205-99-2	Benzo(b)fluoranthene		470	
207-08-9	Benzo(k)fluoranthene		200	J
50-32-8	Benzo(a)pyrene		360	
193-39-5	Indeno(1,2,3-cd)pyrene		220	J
53-70-3	Dibenzo(a,h)anthracene		71	J
191-24-2	Benzo(g,h,i)perylene		230	J

(1) Cannot be separated from Diphenylamine

PRELIMINARY

1D - FORM I SV-1  
SEMIVOLATILE ORGANICS ANALYSIS DATA SHEET

EPA SAMPLE NO.

E3NE6

Lab Name: MITKEM LABORATORIES Contract: EP-W-05-030  
 Lab Code: MITKEM Case No.: 38897 Mod. Ref No.: 1760.0 SDG No.: E3ND0  
 Matrix: (SOIL/SED/WATER) SOIL Lab Sample ID: H1595-17A  
 Sample wt/vol: 30.1 (g/mL) G Lab File ID: S3F9324.D  
 Level: (LOW/MED) LOW Extraction: (Type) SONC  
 % Moisture: 41 Decanted: (Y/N) N Date Received: 08/20/2009  
 Concentrated Extract Volume: 500 (uL) Date Extracted: 08/21/2009  
 Injection Volume: 2.0 (uL) GPC Factor: 2.00 Date Analyzed: 08/24/2009  
 GPC Cleanup: (Y/N) Y pH: 7.9 Dilution Factor: 1.0

CAS NO.	COMPOUND	CONCENTRATION UNITS:	
		(ug/L or ug/Kg)	UG/KG
91-20-3	Naphthalene	290	U
91-57-6	2-Methylnaphthalene	290	U
208-96-8	Acenaphthylene	290	U
83-32-9	Acenaphthene	290	U

PRELIMINARY

1E - FORM I SV-2  
SEMIVOLATILE ORGANICS ANALYSIS DATA SHEET

EPA SAMPLE NO.

E3NE6

Lab Name: MITKEM LABORATORIES Contract: EP-W-05-030  
 Lab Code: MITKEM Case No.: 38897 Mod. Ref No.: 1760.0 SDG No.: E3NDO  
 Matrix: (SOIL/SED/WATER) SOIL Lab Sample ID: H1595-17A  
 Sample wt/vol: 30.1 (g/mL) G Lab File ID: S3F9324.D  
 Level: (LOW/MED) LOW Extraction: (Type) SONC  
 % Moisture: 41 Decanted: (Y/N) N Date Received: 08/20/2009  
 Concentrated Extract Volume: 500 (uL) Date Extracted: 08/21/2009  
 Injection Volume: 2.0 (uL) GPC Factor: 2.00 Date Analyzed: 08/24/2009  
 GPC Cleanup: (Y/N) Y pH: 7.9 Dilution Factor: 1.0

CAS NO.	COMPOUND	CONCENTRATION UNITS:		Q
		(ug/L or ug/Kg)	UG/KG	
86-73-7	Fluorene		290	U
85-01-8	Phenanthrene		120	J
120-12-7	Anthracene		290	U
206-44-0	Fluoranthene		170	J
129-00-0	Pyrene		130	J
56-55-3	Benzo(a)anthracene		62	J
218-01-9	Chrysene		75	J
205-99-2	Benzo(b)fluoranthene		71	J
207-08-9	Benzo(k)fluoranthene		32	J
50-32-8	Benzo(a)pyrene		59	J
193-39-5	Indeno(1,2,3-cd)pyrene		290	U
53-70-3	Dibenzo(a,h)anthracene		290	U
191-24-2	Benzo(g,h,i)perylene		290	U

(1) Cannot be separated from Diphenylamine

PRELIMINARY

SOM01.2 (6/2007)

1D - FORM I SV-1  
SEMIVOLATILE ORGANICS ANALYSIS DATA SHEET

EPA SAMPLE NO.

E3NE7

Lab Name: MITKEM LABORATORIES Contract: EP-W-05-030  
 Lab Code: MITKEM Case No.: 38897 Mod. Ref No.: 1760.0 SDG No.: E3NDO  
 Matrix: (SOIL/SED/WATER) SOIL Lab Sample ID: H1595-18A  
 Sample wt/vol: 30.2 (g/mL) G Lab File ID: S3F9308.D  
 Level: (LOW/MED) LOW Extraction: (Type) SONC  
 % Moisture: 44 Decanted: (Y/N) N Date Received: 08/21/2009  
 Concentrated Extract Volume: 500 (uL) Date Extracted: 08/21/2009  
 Injection Volume: 2.0 (uL) GPC Factor: 2.00 Date Analyzed: 08/24/2009  
 GPC Cleanup: (Y/N) Y pH: 7.5 Dilution Factor: 1.0

CAS NO.	COMPOUND	CONCENTRATION UNITS:		Q
		(ug/L or ug/Kg)	UG/KG	
91-20-3	Naphthalene		360	
91-57-6	2-Methylnaphthalene		500	
208-96-8	Acenaphthylene		800	
83-32-9	Acenaphthene		1200	

PRELIMINARY

1E - FORM I SV-2  
SEMIVOLATILE ORGANICS ANALYSIS DATA SHEET

EPA SAMPLE NO.

E3NE7

Lab Name: MITKEM LABORATORIES Contract: EP-W-05-030  
 Lab Code: MITKEM Case No.: 38897 Mod. Ref No.: 1760.0 SDG No.: E3NDO  
 Matrix: (SOIL/SED/WATER) SOIL Lab Sample ID: H1595-18A  
 Sample wt/vol: 30.2 (g/mL) G Lab File ID: S3F9308.D  
 Level: (LOW/MED) LOW Extraction: (Type) SONC  
 % Moisture: 44 Decanted: (Y/N) N Date Received: 08/21/2009  
 Concentrated Extract Volume: 500 (uL) Date Extracted: 08/21/2009  
 Injection Volume: 2.0 (uL) GPC Factor: 2.00 Date Analyzed: 08/24/2009  
 GPC Cleanup: (Y/N) Y pH: 7.5 Dilution Factor: 1.0

CAS NO.	COMPOUND	CONCENTRATION UNITS:	
		ug/L or ug/Kg	ug/KG
86-73-7	Fluorene	2300	
85-01-8	Phenanthrene	13000	E
120-12-7	Anthracene	4100	
206-44-0	Fluoranthene	23000	E
129-00-0	Pyrene	16000	E
56-55-3	Benzo (a) anthracene	11000	E
218-01-9	Chrysene	12000	E
205-99-2	Benzo (b) fluoranthene	11000	E
207-08-9	Benzo (k) fluoranthene	4800	E
50-32-8	Benzo (a) pyrene	8000	E
193-39-5	Indeno (1, 2, 3-cd) pyrene	6800	E
53-70-3	Dibenzo (a, h) anthracene	2600	
191-24-2	Benzo (g, h, i) perylene	7100	E

(1) Cannot be separated from Diphenylamine

PRELIMINARY

SOM01.2 (6/2007)

1D - FORM I SV-1  
SEMIVOLATILE ORGANICS ANALYSIS DATA SHEET

EPA SAMPLE NO.

E3NE8

Lab Name: MITKEM LABORATORIES Contract: EP-W-05-030  
 Lab Code: MITKEM Case No.: 38897 Mod. Ref No.: 1760.0 SDG No.: E3ND0  
 Matrix: (SOIL/SED/WATER) SOIL Lab Sample ID: H1595-19A  
 Sample wt/vol: 30.3 (g/mL) G Lab File ID: S3F9309.D  
 Level: (LOW/MED) LOW Extraction: (Type) SONC  
 % Moisture: 41 Decanted: (Y/N) N Date Received: 08/21/2009  
 Concentrated Extract Volume: 500 (uL) Date Extracted: 08/21/2009  
 Injection Volume: 2.0 (uL) GPC Factor: 2.00 Date Analyzed: 08/24/2009  
 GPC Cleanup: (Y/N) Y pH: 7.5 Dilution Factor: 1.0

CAS NO.	COMPOUND	CONCENTRATION UNITS:		Q
		(ug/L or ug/Kg)	UG/KG	
91-20-3	Naphthalene		500	
91-57-6	2-Methylnaphthalene		590	
208-96-8	Acenaphthylene		810	
83-32-9	Acenaphthene		1400	

PRELIMINARY

SOM01.2 (6/2007)

1E - FORM I SV-2  
SEMIVOLATILE ORGANICS ANALYSIS DATA SHEET

EPA SAMPLE NO.

E3NE8

Lab Name: MITKEM LABORATORIES Contract: EP-W-05-030  
 Lab Code: MITKEM Case No.: 38897 Mod. Ref No.: 1760.0 SDG No.: E3ND0  
 Matrix: (SOIL/SED/WATER) SOIL Lab Sample ID: H1595-19A  
 Sample wt/vol: 30.3 (g/mL) G Lab File ID: S3F9309.D  
 Level: (LOW/MED) LOW Extraction: (Type) SONC  
 % Moisture: 41 Decanted: (Y/N) N Date Received: 08/21/2009  
 Concentrated Extract Volume: 500 (uL) Date Extracted: 08/21/2009  
 Injection Volume: 2.0 (uL) GPC Factor: 2.00 Date Analyzed: 08/24/2009  
 GPC Cleanup: (Y/N) Y pH: 7.5 Dilution Factor: 1.0

CAS NO.	COMPOUND	CONCENTRATION UNITS: <u>UG/KG</u> (ug/L or ug/Kg)	<u>Q</u>
86-73-7	Fluorene	2400	
85-01-8	Phenanthrene	15000	E
120-12-7	Anthracene	4600	E
206-44-0	Fluoranthene	23000	E
129-00-0	Pyrene	18000	E
56-55-3	Benzo(a)anthracene	12000	E
218-01-9	Chrysene	13000	E
205-99-2	Benzo(b)fluoranthene	12000	E
207-08-9	Benzo(k)fluoranthene	5600	E
50-32-8	Benzo(a)pyrene	9200	E
193-39-5	Indeno(1,2,3-cd)pyrene	7100	E
53-70-3	Dibenzo(a,h)anthracene	2900	
191-24-2	Benzo(g,h,i)perylene	7400	E

(1) Cannot be separated from Diphenylamine

PRELIMINARY

SOM01.2 (6/2007)



1D - FORM I SV-1  
SEMIVOLATILE ORGANICS ANALYSIS DATA SHEET

EPA SAMPLE NO.

E3NE9

Lab Name: MITKEM LABORATORIES Contract: EP-W-05-030  
 Lab Code: MITKEM Case No.: 38897 Mod. Ref No.: 1760.0 SDG No.: E3NDO  
 Matrix: (SOIL/SED/WATER) SOIL Lab Sample ID: H1595-20A  
 Sample wt/vol: 30.3 (g/mL) G Lab File ID: S3F9310.D  
 Level: (LOW/MED) LOW Extraction: (Type) SONC  
 % Moisture: 41 Decanted: (Y/N) N Date Received: 08/21/2009  
 Concentrated Extract Volume: 500 (uL) Date Extracted: 08/21/2009  
 Injection Volume: 2.0 (uL) GPC Factor: 2.00 Date Analyzed: 08/24/2009  
 GPC Cleanup: (Y/N) Y pH: 7.2 Dilution Factor: 1.0

CAS NO.	COMPOUND	CONCENTRATION UNITS: (ug/L or ug/Kg)	UG/KG	Q
91-20-3	Naphthalene		610	
91-57-6	2-Methylnaphthalene		570	
208-96-8	Acenaphthylene		630	
83-32-9	Acenaphthene		1100	

PRELIMINARY

SOM01.2 (6/2007)

1E - FORM I SV-2  
SEMIVOLATILE ORGANICS ANALYSIS DATA SHEET

EPA SAMPLE NO.

E3NE9

Lab Name: MITKEM LABORATORIES Contract: EP-W-05-030  
 Lab Code: MITKEM Case No.: 38897 Mod. Ref No.: 1760.0 SDG No.: E3ND0  
 Matrix: (SOIL/SED/WATER) SOIL Lab Sample ID: H1595-20A  
 Sample wt/vol: 30.3 (g/mL) G Lab File ID: S3F9310.D  
 Level: (LOW/MED) LOW Extraction: (Type) SONC  
 % Moisture: 41 Decanted: (Y/N) N Date Received: 08/21/2009  
 Concentrated Extract Volume: 500 (uL) Date Extracted: 08/21/2009  
 Injection Volume: 2.0 (uL) GPC Factor: 2.00 Date Analyzed: 08/24/2009  
 GPC Cleanup: (Y/N) Y pH: 7.2 Dilution Factor: 1.0

CAS NO.	COMPOUND	CONCENTRATION UNITS: (ug/L or ug/Kg)	UG/KG	Q
86-73-7	Fluorene		1800	
85-01-8	Phenanthrene		11000	E
120-12-7	Anthracene		2700	
206-44-0	Fluoranthene		19000	E
129-00-0	Pyrene		15000	E
56-55-3	Benzo(a)anthracene		8500	E
218-01-9	Chrysene		12000	E
205-99-2	Benzo(b)fluoranthene		12000	E
207-08-9	Benzo(k)fluoranthene		4600	E
50-32-8	Benzo(a)pyrene		7700	E
193-39-5	Indeno(1,2,3-cd)pyrene		5800	E
53-70-3	Dibenzo(a,h)anthracene		2300	
191-24-2	Benzo(g,h,i)perylene		5800	E

(1) Cannot be separated from Diphenylamine

PRELIMINARY

1F - FORM I SV-SIM  
SEMIVOLATILE SIM ORGANICS ANALYSIS DATA SHEET

EPA SAMPLE NO.

E3ND0

Lab Name: MITKEM LABORATORIES Contract: EP-W-05-030  
 Lab Code: MITKEM Case No.: 38897 Mod. Ref No.: \_\_\_\_\_ SDG No.: E3ND0  
 Matrix: (SOIL/SED/WATER) SOIL Lab Sample ID: H1595-01A  
 Sample wt/vol: 30.0 (g/mL) G Lab File ID: S4D5406B.D  
 Extraction: (Type) SONC  
 % Moisture: 40 Decanted: (Y/N) N Date Received: 08/20/2009  
 Concentrated Extract Volume: 10000 (uL) Date Extracted: 08/21/2009  
 Injection Volume: 2.0 (uL) GPC Factor: 0.10 Date Analyzed: 08/24/2009  
 GPC Cleanup: (Y/N) Y pH: 8.0 Dilution Factor: 1.0

CAS NO.	COMPOUND	CONCENTRATION UNITS:	
		(ug/L or ug/Kg)	UG/KG
91-20-3	Naphthalene	240	E
91-57-6	2-Methylnaphthalene	120	E
208-96-8	Acenaphthylene	22	
83-32-9	Acenaphthene	60	E
86-73-7	Fluorene	65	E
85-01-8	Phenanthrene	580	E
120-12-7	Anthracene	100	E
206-44-0	Fluoranthene	550	EB
129-00-0	Pyrene	750	EB
56-55-3	Benzo(a)anthracene	470	E
218-01-9	Chrysene	380	E
205-99-2	Benzo(b)fluoranthene	280	E
207-08-9	Benzo(k)fluoranthene	130	E
50-32-8	Benzo(a)pyrene	200	E
193-39-5	Indeno(1,2,3-cd)pyrene	83	E
53-70-3	Dibenzo(a,h)anthracene	25	
191-24-2	Benzo(g,h,i)perylene	95	E

PRELIMINARY

1F - FORM I SV-SIM  
SEMIVOLATILE SIM ORGANICS ANALYSIS DATA SHEET

EPA SAMPLE NO.

E3ND1

Lab Name: MITKEM LABORATORIES Contract: EP-W-05-030  
 Lab Code: MITKEM Case No.: 38897 Mod. Ref No.:                      SDG No.: E3ND0  
 Matrix: (SOIL/SED/WATER) SOIL Lab Sample ID: H1595-02A  
 Sample wt/vol: 30.0 (g/mL) G Lab File ID: S4D5407B.D  
 Extraction: (Type) SONC  
 % Moisture: 43 Decanted: (Y/N) N Date Received: 08/20/2009  
 Concentrated Extract Volume: 10000 (uL) Date Extracted: 08/21/2009  
 Injection Volume: 2.0 (uL) GPC Factor: 0.10 Date Analyzed: 08/24/2009  
 GPC Cleanup: (Y/N) Y pH: 8.0 Dilution Factor: 1.0

CAS NO.	COMPOUND	CONCENTRATION UNITS:	
		(ug/L or ug/Kg)	UG/KG
91-20-3	Naphthalene	83	E
91-57-6	2-Methylnaphthalene	54	
208-96-8	Acenaphthylene	11	
83-32-9	Acenaphthene	51	
86-73-7	Fluorene	52	
85-01-8	Phenanthrene	340	E
120-12-7	Anthracene	57	
206-44-0	Fluoranthene	320	EB
129-00-0	Pyrene	450	EB
56-55-3	Benzo (a) anthracene	250	E
218-01-9	Chrysene	200	E
205-99-2	Benzo (b) fluoranthene	200	E
207-08-9	Benzo (k) fluoranthene	64	E
50-32-8	Benzo (a) pyrene	120	E
193-39-5	Indeno (1,2,3-cd) pyrene	48	
53-70-3	Dibenzo (a,h) anthracene	21	
191-24-2	Benzo (g,h,i) perylene	45	

PRELIMINARY

1F - FORM I SV-SIM  
SEMIVOLATILE SIM ORGANICS ANALYSIS DATA SHEET

EPA SAMPLE NO.

E3ND2

Lab Name: MITKEM LABORATORIES Contract: EP-W-05-030  
 Lab Code: MITKEM Case No.: 38897 Mod. Ref No.:                      SDG No.: E3ND0  
 Matrix: (SOIL/SED/WATER) SOIL Lab Sample ID: H1595-03A  
 Sample wt/vol: 30.0 (g/mL) G Lab File ID: S4D5408B.D  
 Extraction: (Type) SONC  
 % Moisture: 41 Decanted: (Y/N) N Date Received: 08/20/2009  
 Concentrated Extract Volume: 10000 (uL) Date Extracted: 08/21/2009  
 Injection Volume: 2.0 (uL) GPC Factor: 0.10 Date Analyzed: 08/24/2009  
 GPC Cleanup: (Y/N) Y pH: 7.9 Dilution Factor: 1.0

CAS NO.	COMPOUND	CONCENTRATION UNITS:	
		(ug/L or ug/Kg)	UG/KG
91-20-3	Naphthalene	100	E
91-57-6	2-Methylnaphthalene	70	E
208-96-8	Acenaphthylene	14	
83-32-9	Acenaphthene	73	E
86-73-7	Fluorene	65	E
85-01-8	Phenanthrene	420	E
120-12-7	Anthracene	78	E
206-44-0	Fluoranthene	380	EB
129-00-0	Pyrene	710	EB
56-55-3	Benzo (a) anthracene	340	E
218-01-9	Chrysene	300	E
205-99-2	Benzo (b) fluoranthene	210	E
207-08-9	Benzo (k) fluoranthene	110	E
50-32-8	Benzo (a) pyrene	150	E
193-39-5	Indeno (1,2,3-cd) pyrene	61	E
53-70-3	Dibenzo (a,h) anthracene	29	
191-24-2	Benzo (g,h,i) perylene	61	E

PRELIMINARY

1F - FORM I SV-SIM  
SEMIVOLATILE SIM ORGANICS ANALYSIS DATA SHEET

EPA SAMPLE NO.

E3ND3

Lab Name: MITKEM LABORATORIES Contract: EP-W-05-030  
 Lab Code: MITKEM Case No.: 38897 Mod. Ref No.:                      SDG No.: E3ND0  
 Matrix: (SOIL/SED/WATER) SOIL Lab Sample ID: H1595-04A  
 Sample wt/vol: 30.0 (g/mL) G Lab File ID: S4D5409B.D  
 Extraction: (Type) SONC  
 % Moisture: 41 Decanted: (Y/N) N Date Received: 08/20/2009  
 Concentrated Extract Volume: 10000 (uL) Date Extracted: 08/21/2009  
 Injection Volume: 2.0 (uL) GPC Factor: 0.10 Date Analyzed: 08/24/2009  
 GPC Cleanup: (Y/N) Y pH: 7.7 Dilution Factor: 1.0

CAS NO.	COMPOUND	CONCENTRATION UNITS:		Q
		(ug/L or ug/Kg)	UG/KG	
91-20-3	Naphthalene		39	
91-57-6	2-Methylnaphthalene		27	
208-96-8	Acenaphthylene		10	
83-32-9	Acenaphthene		27	
86-73-7	Fluorene		30	
85-01-8	Phenanthrene		260	E
120-12-7	Anthracene		44	
206-44-0	Fluoranthene		290	EB
129-00-0	Pyrene		320	EB
56-55-3	Benzo (a) anthracene		180	E
218-01-9	Chrysene		170	E
205-99-2	Benzo (b) fluoranthene		180	E
207-08-9	Benzo (k) fluoranthene		83	E
50-32-8	Benzo (a) pyrene		120	E
193-39-5	Indeno (1,2,3-cd) pyrene		57	E
53-70-3	Dibenzo (a,h) anthracene		25	
191-24-2	Benzo (g,h,i) perylene		53	

PRELIMINARY

1F - FORM I SV-SIM  
SEMIVOLATILE SIM ORGANICS ANALYSIS DATA SHEET

EPA SAMPLE NO.

E3ND4

Lab Name: MITKEM LABORATORIES Contract: EP-W-05-030  
 Lab Code: MITKEM Case No.: 38897 Mod. Ref No.: SDG No.: E3ND0  
 Matrix: (SOIL/SED/WATER) SOIL Lab Sample ID: H1595-05A  
 Sample wt/vol: 30.0 (g/mL) G Lab File ID: S4D5410B.D  
 Extraction: (Type) SONC  
 % Moisture: 43 Decanted: (Y/N) N Date Received: 08/20/2009  
 Concentrated Extract Volume: 10000 (uL) Date Extracted: 08/21/2009  
 Injection Volume: 2.0 (uL) GPC Factor: 0.10 Date Analyzed: 08/24/2009  
 GPC Cleanup: (Y/N) Y pH: 7.5 Dilution Factor: 1.0

CAS NO.	COMPOUND	CONCENTRATION UNITS:		Q
		(ug/L or ug/Kg)	UG/KG	
91-20-3	Naphthalene		0	U
91-57-6	2-Methylnaphthalene		0	U
208-96-8	Acenaphthylene		0	U
83-32-9	Acenaphthene		0	U
86-73-7	Fluorene		0	U
85-01-8	Phenanthrene		21	
120-12-7	Anthracene		0	U
206-44-0	Fluoranthene		33	B
129-00-0	Pyrene		29	B
56-55-3	Benzo(a)anthracene		10	
218-01-9	Chrysene		16	
205-99-2	Benzo(b)fluoranthene		9.7	
207-08-9	Benzo(k)fluoranthene		0	U
50-32-8	Benzo(a)pyrene		7.0	
193-39-5	Indeno(1,2,3-cd)pyrene		0	U
53-70-3	Dibenzo(a,h)anthracene		0	U
191-24-2	Benzo(g,h,i)perylene		0	U

PRELIMINARY

1F - FORM I SV-SIM  
SEMIVOLATILE SIM ORGANICS ANALYSIS DATA SHEET

EPA SAMPLE NO.

E3ND5

Lab Name: MITKEM LABORATORIES Contract: EP-W-05-030  
 Lab Code: MITKEM Case No.: 38897 Mod. Ref No.: \_\_\_\_\_ SDG No.: E3ND0  
 Matrix: (SOIL/SED/WATER) SOIL Lab Sample ID: H1595-06A  
 Sample wt/vol: 30.0 (g/mL) G Lab File ID: S4D5400B.D  
 Extraction: (Type) SONC  
 % Moisture: 36 Decanted: (Y/N) N Date Received: 08/20/2009  
 Concentrated Extract Volume: 10000 (uL) Date Extracted: 08/21/2009  
 Injection Volume: 2.0 (uL) GPC Factor: 0.10 Date Analyzed: 08/24/2009  
 GPC Cleanup: (Y/N) Y pH: 7.4 Dilution Factor: 1.0

CAS NO.	COMPOUND	CONCENTRATION UNITS:	
		(ug/L or ug/Kg)	UG/KG
91-20-3	Naphthalene	160	E
91-57-6	2-Methylnaphthalene	120	E
208-96-8	Acenaphthylene	81	E
83-32-9	Acenaphthene	75	E
86-73-7	Fluorene	94	E
85-01-8	Phenanthrene	970	E
120-12-7	Anthracene	150	E
206-44-0	Fluoranthene	1200	EB
129-00-0	Pyrene	2000	EB
56-55-3	Benzo(a)anthracene	1100	E
218-01-9	Chrysene	1100	E
205-99-2	Benzo(b)fluoranthene	22	
207-08-9	Benzo(k)fluoranthene	13	
50-32-8	Benzo(a)pyrene	17	
193-39-5	Indeno(1,2,3-cd)pyrene	10	
53-70-3	Dibenzo(a,h)anthracene	0	U
191-24-2	Benzo(g,h,i)perylene	10	

PRELIMINARY



1F - FORM I SV-SIM  
SEMIVOLATILE SIM ORGANICS ANALYSIS DATA SHEET

EPA SAMPLE NO.

E3ND5MS

Lab Name: MITKEM LABORATORIES Contract: EP-W-05-030  
 Lab Code: MITKEM Case No.: 38897 Mod. Ref No.:                      SDG No.: E3ND0  
 Matrix: (SOIL/SED/WATER) SOIL Lab Sample ID: H1595-06AMS  
 Sample wt/vol: 30.0 (g/mL) G Lab File ID: S4D5401B.D  
 Extraction: (Type) SONC  
 % Moisture: 36 Decanted: (Y/N) N Date Received: 08/20/2009  
 Concentrated Extract Volume: 10000 (uL) Date Extracted: 08/21/2009  
 Injection Volume: 2.0 (uL) GPC Factor: 0.10 Date Analyzed: 08/24/2009  
 GPC Cleanup: (Y/N) Y pH: 7.4 Dilution Factor: 1.0

CAS NO.	COMPOUND	CONCENTRATION UNITS:	
		(ug/L or ug/Kg)	UG/KG
91-20-3	Naphthalene	120	E
91-57-6	2-Methylnaphthalene	93	E
208-96-8	Acenaphthylene	88	E
83-32-9	Acenaphthene	93	E
86-73-7	Fluorene	95	E
85-01-8	Phenanthrene	850	E
120-12-7	Anthracene	150	E
206-44-0	Fluoranthene	950	EB
129-00-0	Pyrene	1400	EB
56-55-3	Benzo (a) anthracene	830	E
218-01-9	Chrysene	850	E
205-99-2	Benzo (b) fluoranthene	630	E
207-08-9	Benzo (k) fluoranthene	430	E
50-32-8	Benzo (a) pyrene	520	E
193-39-5	Indeno (1,2,3-cd) pyrene	300	E
53-70-3	Dibenzo (a,h) anthracene	130	E
191-24-2	Benzo (g,h,i) perylene	290	E

PRELIMINARY

SOM01.2 (6/2007)

1F - FORM I SV-SIM  
SEMIVOLATILE SIM ORGANICS ANALYSIS DATA SHEET

EPA SAMPLE NO.

E3ND5MSD

Lab Name: MITKEM LABORATORIES Contract: EP-W-05-030  
 Lab Code: MITKEM Case No.: 38897 Mod. Ref No.:                      SDG No.: E3ND0  
 Matrix: (SOIL/SED/WATER) SOIL Lab Sample ID: H1595-06AMSD  
 Sample wt/vol: 30.0 (g/mL) G Lab File ID: S4D5402B.D  
 Extraction: (Type) SONC  
 % Moisture: 36 Decanted: (Y/N) N Date Received: 08/20/2009  
 Concentrated Extract Volume: 10000 (uL) Date Extracted: 08/21/2009  
 Injection Volume: 2.0 (uL) GPC Factor: 0.10 Date Analyzed: 08/24/2009  
 GPC Cleanup: (Y/N) Y pH: 7.4 Dilution Factor: 1.0

CAS NO.	COMPOUND	CONCENTRATION UNITS:	
		(ug/L or ug/Kg)	UG/KG
91-20-3	Naphthalene	170	E
91-57-6	2-Methylnaphthalene	130	E
208-96-8	Acenaphthylene	110	E
83-32-9	Acenaphthene	110	E
86-73-7	Fluorene	110	E
85-01-8	Phenanthrene	1200	E
120-12-7	Anthracene	230	E
206-44-0	Fluoranthene	1400	EB
129-00-0	Pyrene	1800	EB
56-55-3	Benzo (a) anthracene	1100	E
218-01-9	Chrysene	1100	E
205-99-2	Benzo (b) fluoranthene	610	E
207-08-9	Benzo (k) fluoranthene	450	E
50-32-8	Benzo (a) pyrene	520	E
193-39-5	Indeno (1,2,3-cd) pyrene	280	E
53-70-3	Dibenzo (a,h) anthracene	140	E
191-24-2	Benzo (g,h,i) perylene	260	E

PRELIMINARY

SOM01.2 (6/2007)

1F - FORM I SV-SIM  
SEMIVOLATILE SIM ORGANICS ANALYSIS DATA SHEET

EPA SAMPLE NO.

E3ND6

Lab Name: MITKEM LABORATORIES Contract: EP-W-05-030  
 Lab Code: MITKEM Case No.: 38897 Mod. Ref No.: \_\_\_\_\_ SDG No.: E3ND0  
 Matrix: (SOIL/SED/WATER) SOIL Lab Sample ID: H1595-07A  
 Sample wt/vol: 30.0 (g/mL) G Lab File ID: S4D5403B.D  
 Extraction: (Type) SONC  
 % Moisture: 37 Decanted: (Y/N) N Date Received: 08/20/2009  
 Concentrated Extract Volume: 10000 (uL) Date Extracted: 08/21/2009  
 Injection Volume: 2.0 (uL) GPC Factor: 0.10 Date Analyzed: 08/24/2009  
 GPC Cleanup: (Y/N) Y pH: 7.9 Dilution Factor: 1.0

CAS NO.	COMPOUND	CONCENTRATION UNITS:	
		(ug/L or ug/Kg)	UG/KG
91-20-3	Naphthalene	210	E
91-57-6	2-Methylnaphthalene	160	E
208-96-8	Acenaphthylene	82	E
83-32-9	Acenaphthene	100	E
86-73-7	Fluorene	120	E
85-01-8	Phenanthrene	1300	E
120-12-7	Anthracene	260	E
206-44-0	Fluoranthene	1400	EB
129-00-0	Pyrene	2300	EB
56-55-3	Benzo(a)anthracene	1500	E
218-01-9	Chrysene	1200	E
205-99-2	Benzo(b)fluoranthene	550	E
207-08-9	Benzo(k)fluoranthene	380	E
50-32-8	Benzo(a)pyrene	450	E
193-39-5	Indeno(1,2,3-cd)pyrene	240	E
53-70-3	Dibenzo(a,h)anthracene	63	E
191-24-2	Benzo(g,h,i)perylene	240	E

PRELIMINARY

SOM01.2 (6/2007)

1F - FORM I SV-SIM  
SEMIVOLATILE SIM ORGANICS ANALYSIS DATA SHEET

EPA SAMPLE NO.

E3ND7

Lab Name: MITKEM LABORATORIES Contract: EP-W-05-030  
 Lab Code: MITKEM Case No.: 38897 Mod. Ref No.:                      SDG No.: E3ND0  
 Matrix: (SOIL/SED/WATER) SOIL Lab Sample ID: H1595-08A  
 Sample wt/vol: 30.0 (g/mL) G Lab File ID: S4D5404B.D  
 Extraction: (Type) SONC  
 % Moisture: 38 Decanted: (Y/N) N Date Received: 08/20/2009  
 Concentrated Extract Volume: 10000 (uL) Date Extracted: 08/21/2009  
 Injection Volume: 2.0 (uL) GPC Factor: 0.10 Date Analyzed: 08/24/2009  
 GPC Cleanup: (Y/N) Y pH: 8.0 Dilution Factor: 1.0

CAS NO.	COMPOUND	CONCENTRATION UNITS:	
		(ug/L or ug/Kg)	UG/KG
91-20-3	Naphthalene	170	E
91-57-6	2-Methylnaphthalene	130	E
208-96-8	Acenaphthylene	48	
83-32-9	Acenaphthene	61	E
86-73-7	Fluorene	81	E
85-01-8	Phenanthrene	800	E
120-12-7	Anthracene	130	E
206-44-0	Fluoranthene	930	EB
129-00-0	Pyrene	1000	EB
56-55-3	Benzo (a) anthracene	590	E
218-01-9	Chrysene	560	E
205-99-2	Benzo (b) fluoranthene	310	E
207-08-9	Benzo (k) fluoranthene	240	E
50-32-8	Benzo (a) pyrene	250	E
193-39-5	Indeno (1,2,3-cd) pyrene	120	E
53-70-3	Dibenzo (a,h) anthracene	33	
191-24-2	Benzo (g,h,i) perylene	140	E

PRELIMINARY

SOM01.2 (6/2007)

1F - FORM I SV-SIM  
SEMIVOLATILE SIM ORGANICS ANALYSIS DATA SHEET

EPA SAMPLE NO.

E3ND8

Lab Name: MITKEM LABORATORIES Contract: EP-W-05-030  
 Lab Code: MITKEM Case No.: 38897 Mod. Ref No.:                      SDG No.: E3ND0  
 Matrix: (SOIL/SED/WATER) SOIL Lab Sample ID: H1595-09A  
 Sample wt/vol: 30.0 (g/mL) G Lab File ID: S4D5411B.D  
 Extraction: (Type) SONC  
 % Moisture: 35 Decanted: (Y/N) N Date Received: 08/20/2009  
 Concentrated Extract Volume: 10000 (uL) Date Extracted: 08/21/2009  
 Injection Volume: 2.0 (uL) GPC Factor: 0.10 Date Analyzed: 08/24/2009  
 GPC Cleanup: (Y/N) Y pH: 8.0 Dilution Factor: 1.0

CAS NO.	COMPOUND	CONCENTRATION UNITS:	
		(ug/L or ug/Kg)	UG/KG
91-20-3	Naphthalene	170	E
91-57-6	2-Methylnaphthalene	110	E
208-96-8	Acenaphthylene	30	
83-32-9	Acenaphthene	55	E
86-73-7	Fluorene	63	E
85-01-8	Phenanthrene	530	E
120-12-7	Anthracene	100	E
206-44-0	Fluoranthene	550	EB
129-00-0	Pyrene	780	EB
56-55-3	Benzo (a) anthracene	450	E
218-01-9	Chrysene	390	E
205-99-2	Benzo (b) fluoranthene	270	E
207-08-9	Benzo (k) fluoranthene	160	E
50-32-8	Benzo (a) pyrene	200	E
193-39-5	Indeno (1,2,3-cd) pyrene	83	E
53-70-3	Dibenzo (a,h) anthracene	25	
191-24-2	Benzo (g,h,i) perylene	77	E

PRELIMINARY

SOM01.2 (6/2007)

1F - FORM I SV-SIM  
SEMIVOLATILE SIM ORGANICS ANALYSIS DATA SHEET

EPA SAMPLE NO.

E3ND9

Lab Name: MITKEM LABORATORIES Contract: EP-W-05-030  
 Lab Code: MITKEM Case No.: 38897 Mod. Ref No.:                      SDG No.: E3ND0  
 Matrix: (SOIL/SED/WATER) SOIL Lab Sample ID: H1595-10A  
 Sample wt/vol: 30.0 (g/mL) G Lab File ID: S4D5414B.D  
 Extraction: (Type) SONC  
 % Moisture: 17 Decanted: (Y/N) N Date Received: 08/20/2009  
 Concentrated Extract Volume: 10000 (uL) Date Extracted: 08/21/2009  
 Injection Volume: 2.0 (uL) GPC Factor: 0.10 Date Analyzed: 08/24/2009  
 GPC Cleanup: (Y/N) N pH: 7.3 Dilution Factor: 1.0

CAS NO.	COMPOUND	CONCENTRATION UNITS:	
		(ug/L or ug/Kg)	UG/KG
91-20-3	Naphthalene	0	U
91-57-6	2-Methylnaphthalene	0	U
208-96-8	Acenaphthylene	0	U
83-32-9	Acenaphthene	0	U
86-73-7	Fluorene	0	U
85-01-8	Phenanthrene	24	
120-12-7	Anthracene	0	U
206-44-0	Fluoranthene	38	B
129-00-0	Pyrene	31	B
56-55-3	Benzo (a) anthracene	14	
218-01-9	Chrysene	18	
205-99-2	Benzo (b) fluoranthene	9.6	
207-08-9	Benzo (k) fluoranthene	4.3	
50-32-8	Benzo (a) pyrene	5.5	
193-39-5	Indeno (1,2,3-cd) pyrene	0	U
53-70-3	Dibenzo (a,h) anthracene	0	U
191-24-2	Benzo (g,h,i) perylene	0	U

PRELIMINARY

SOM01.2 (6/2007)

1F - FORM I SV-SIM  
SEMIVOLATILE SIM ORGANICS ANALYSIS DATA SHEET

EPA SAMPLE NO.

E3NE0

Lab Name: MITKEM LABORATORIES Contract: EP-W-05-030  
 Lab Code: MITKEM Case No.: 38897 Mod. Ref No.:                      SDG No.: E3ND0  
 Matrix: (SOIL/SED/WATER) SOIL Lab Sample ID: H1595-11A  
 Sample wt/vol: 30.0 (g/mL) G Lab File ID: S4D5405B.D  
 Extraction: (Type) SONC  
 % Moisture: 43 Decanted: (Y/N) N Date Received: 08/20/2009  
 Concentrated Extract Volume: 10000 (uL) Date Extracted: 08/21/2009  
 Injection Volume: 2.0 (uL) GPC Factor: 0.10 Date Analyzed: 08/24/2009  
 GPC Cleanup: (Y/N) Y pH: 7.0 Dilution Factor: 8.0

CAS NO.	COMPOUND	CONCENTRATION UNITS:		Q
		(ug/L or ug/Kg)	UG/KG	
91-20-3	Naphthalene		360	
91-57-6	2-Methylnaphthalene		410	
208-96-8	Acenaphthylene		400	
83-32-9	Acenaphthene		660	E
86-73-7	Fluorene		990	E
85-01-8	Phenanthrene		8300	E
120-12-7	Anthracene		1500	E
206-44-0	Fluoranthene		11000	EB
129-00-0	Pyrene		10000	EB
56-55-3	Benzo(a)anthracene		7500	E
218-01-9	Chrysene		6400	E
205-99-2	Benzo(b)fluoranthene		5100	E
207-08-9	Benzo(k)fluoranthene		3100	E
50-32-8	Benzo(a)pyrene		3700	E
193-39-5	Indeno(1,2,3-cd)pyrene		2000	E
53-70-3	Dibenzo(a,h)anthracene		1100	E
191-24-2	Benzo(g,h,i)perylene		1800	E

PRELIMINARY

1F - FORM I SV-SIM  
SEMIVOLATILE SIM ORGANICS ANALYSIS DATA SHEET

EPA SAMPLE NO.

E3NE5

Lab Name: MITKEM LABORATORIES Contract: EP-W-05-030  
 Lab Code: MITKEM Case No.: 38897 Mod. Ref No.:                      SDG No.: E3ND0  
 Matrix: (SOIL/SED/WATER) SOIL Lab Sample ID: H1595-16A  
 Sample wt/vol: 30.0 (g/mL) G Lab File ID: S4D5412B.D  
 Extraction: (Type) SONC  
 % Moisture: 35 Decanted: (Y/N) N Date Received: 08/20/2009  
 Concentrated Extract Volume: 10000 (uL) Date Extracted: 08/21/2009  
 Injection Volume: 2.0 (uL) GPC Factor: 0.10 Date Analyzed: 08/24/2009  
 GPC Cleanup: (Y/N) Y pH: 7.7 Dilution Factor: 1.0

CAS NO.	COMPOUND	CONCENTRATION UNITS:	
		(ug/L or ug/Kg)	UG/KG
91-20-3	Naphthalene	87	E
91-57-6	2-Methylnaphthalene	52	E
208-96-8	Acenaphthylene	15	
83-32-9	Acenaphthene	39	
86-73-7	Fluorene	43	
85-01-8	Phenanthrene	380	E
120-12-7	Anthracene	66	E
206-44-0	Fluoranthene	410	EB
129-00-0	Pyrene	510	EB
56-55-3	Benzo (a) anthracene	330	E
218-01-9	Chrysene	260	E
205-99-2	Benzo (b) fluoranthene	310	E
207-08-9	Benzo (k) fluoranthene	120	E
50-32-8	Benzo (a) pyrene	200	E
193-39-5	Indeno (1,2,3-cd) pyrene	86	E
53-70-3	Dibenzo (a, h) anthracene	45	
191-24-2	Benzo (g, h, i) perylene	81	E

PRELIMINARY

SOM01.2 (6/2007)



1F - FORM I SV-SIM  
SEMIVOLATILE SIM ORGANICS ANALYSIS DATA SHEET

EPA SAMPLE NO.

E3NE6

Lab Name: MITKEM LABORATORIES Contract: EP-W-05-030  
 Lab Code: MITKEM Case No.: 38897 Mod. Ref No.:                      SDG No.: E3ND0  
 Matrix: (SOIL/SED/WATER) SOIL Lab Sample ID: H1595-17A  
 Sample wt/vol: 30.0 (g/mL) G Lab File ID: S4D5413B.D  
 Extraction: (Type) SONC  
 % Moisture: 41 Decanted: (Y/N) N Date Received: 08/20/2009  
 Concentrated Extract Volume: 10000 (uL) Date Extracted: 08/21/2009  
 Injection Volume: 2.0 (uL) GPC Factor: 0.10 Date Analyzed: 08/24/2009  
 GPC Cleanup: (Y/N) Y pH: 7.9 Dilution Factor: 1.0

CAS NO.	COMPOUND	CONCENTRATION UNITS:	
		(ug/L or ug/Kg)	UG/KG
91-20-3	Naphthalene	0	U
91-57-6	2-Methylnaphthalene	5.8	
208-96-8	Acenaphthylene	0	U
83-32-9	Acenaphthene	10	
86-73-7	Fluorene	15	
85-01-8	Phenanthrene	120	E
120-12-7	Anthracene	18	
206-44-0	Fluoranthene	140	EB
129-00-0	Pyrene	140	EB
56-55-3	Benzo (a) anthracene	58	E
218-01-9	Chrysene	67	E
205-99-2	Benzo (b) fluoranthene	36	
207-08-9	Benzo (k) fluoranthene	17	
50-32-8	Benzo (a) pyrene	24	
193-39-5	Indeno (1,2,3-cd) pyrene	10	
53-70-3	Dibenzo (a,h) anthracene	0	U
191-24-2	Benzo (g,h,i) perylene	8.9	

PRELIMINARY

SOM01.2 (6/2007)

1H - FORM I ARO  
 AROCLOR ORGANICS ANALYSIS DATA SHEET

EPA SAMPLE NO.

E3NF0

Lab Name: MITKEM LABORATORIES Contract: EP-W-05-030  
 Lab Code: MITKEM Case No.: 38897 Mod. Ref No.: \_\_\_\_\_ SDG No.: E3NF0  
 Matrix: (SOIL/SED/WATER) SOIL Lab Sample ID: H1609-01A  
 Sample wt/vol: 30.1 (g/mL) G Lab File ID: E5F1305F.D/E5F1305R.D  
 % Moisture: 39 Decanted: (Y/N) N Date Received: 08/21/2009  
 Extraction: (Type) SONC Date Extracted: 08/21/2009  
 Concentrated Extract Volume: 10000 (uL) Date Analyzed: 08/22/2009  
 Injection Volume: 1.0 (uL) GPC Factor: 1.00 Dilution Factor: 1.0  
 GPC Cleanup: (Y/N) N pH: 7.5 Sulfur Cleanup: (Y/N) Y  
 Acid Cleanup: (Y/N) Y

CAS NO.	COMPOUND	CONCENTRATION UNITS: UG/KG	
		(ug/L or ug/Kg)	Q
12674-11-2	Aroclor-1016	54	U
11104-28-2	Aroclor-1221	54	U
11141-16-5	Aroclor-1232	54	U
53469-21-9	Aroclor-1242	54	
12672-29-6	Aroclor-1248	71	P
11097-69-1	Aroclor-1254	77	P
11096-82-5	Aroclor-1260	120	P
37324-23-5	Aroclor-1262	54	U
11100-14-4	Aroclor-1268	54	U

PRELIMINARY

1H - FORM I ARO  
 AROCLOR ORGANICS ANALYSIS DATA SHEET

EPA SAMPLE NO.

E3NF1

Lab Name: MITKEM LABORATORIES Contract: EP-W-05-030  
 Lab Code: MITKEM Case No.: 38897 Mod. Ref No.:                      SDG No.: E3NF0  
 Matrix: (SOIL/SED/WATER) SOIL Lab Sample ID: H1609-02A  
 Sample wt/vol: 30.2 (g/mL) G Lab File ID: E5F1306F.D/E5F1306R.D  
 % Moisture: 34 Decanted: (Y/N) N Date Received: 08/21/2009  
 Extraction: (Type) SONC Date Extracted: 08/21/2009  
 Concentrated Extract Volume: 10000 (uL) Date Analyzed: 08/22/2009  
 Injection Volume: 1.0 (uL) GPC Factor: 1.00 Dilution Factor: 1.0  
 GPC Cleanup: (Y/N) N pH: 7.6 Sulfur Cleanup: (Y/N) Y  
 Acid Cleanup: (Y/N) Y

CAS NO.	COMPOUND	CONCENTRATION UNITS: UG/KG	
		(ug/L or ug/Kg)	Q
12674-11-2	Aroclor-1016	50	U
11104-28-2	Aroclor-1221	50	U
11141-16-5	Aroclor-1232	50	U
53469-21-9	Aroclor-1242	50	U
12672-29-6	Aroclor-1248	50	U
11097-69-1	Aroclor-1254	27	PJ
11096-82-5	Aroclor-1260	50	U
37324-23-5	Aroclor-1262	50	U
11100-14-4	Aroclor-1268	50	U

PRELIMINARY

1H - FORM I ARO  
 AROCLOR ORGANICS ANALYSIS DATA SHEET

EPA SAMPLE NO.

E3NF2

Lab Name: MITKEM LABORATORIES Contract: EP-W-05-030  
 Lab Code: MITKEM Case No.: 38897 Mod. Ref No.:                      SDG No.: E3NF0  
 Matrix: (SOIL/SED/WATER) SOIL Lab Sample ID: H1609-03A  
 Sample wt/vol: 30.3 (g/mL) G Lab File ID: E5F1307F.D/E5F1307R.D  
 % Moisture: 30 Decanted: (Y/N) N Date Received: 08/21/2009  
 Extraction: (Type) SONC Date Extracted: 08/21/2009  
 Concentrated Extract Volume: 10000 (uL) Date Analyzed: 08/22/2009  
 Injection Volume: 1.0 (uL) GPC Factor: 1.00 Dilution Factor: 1.0  
 GPC Cleanup: (Y/N) N pH: 7.7 Sulfur Cleanup: (Y/N) Y  
 Acid Cleanup: (Y/N) Y

CAS NO.	COMPOUND	CONCENTRATION UNITS:	
		(ug/L or ug/Kg)	UG/KG
12674-11-2	Aroclor-1016	47	U
11104-28-2	Aroclor-1221	47	U
11141-16-5	Aroclor-1232	47	U
53469-21-9	Aroclor-1242	47	U
12672-29-6	Aroclor-1248	47	U
11097-69-1	Aroclor-1254	47	U
11096-82-5	Aroclor-1260	47	U
37324-23-5	Aroclor-1262	47	U
11100-14-4	Aroclor-1268	47	U

PRELIMINARY

1H - FORM I ARO  
 AROCLOR ORGANICS ANALYSIS DATA SHEET

EPA SAMPLE NO.

E3NF3

Lab Name: MITKEM LABORATORIES Contract: EP-W-05-030  
 Lab Code: MITKEM Case No.: 38897 Mod. Ref No.:                      SDG No.: E3NF0  
 Matrix: (SOIL/SED/WATER) SOIL Lab Sample ID: H1609-11A  
 Sample wt/vol: 30.2 (g/mL) G Lab File ID: E5F1317F.D/E5F1317R.D  
 % Moisture: 39 Decanted: (Y/N) N Date Received: 08/21/2009  
 Extraction: (Type) SONC Date Extracted: 08/21/2009  
 Concentrated Extract Volume: 10000 (uL) Date Analyzed: 08/23/2009  
 Injection Volume: 1.0 (uL) GPC Factor: 1.00 Dilution Factor: 1.0  
 GPC Cleanup: (Y/N) N pH: 7.3 Sulfur Cleanup: (Y/N) Y  
 Acid Cleanup: (Y/N) Y

CAS NO.	COMPOUND	CONCENTRATION UNITS:	
		(ug/L or ug/Kg)	UG/KG
12674-11-2	Aroclor-1016	54	U
11104-28-2	Aroclor-1221	54	U
11141-16-5	Aroclor-1232	54	U
53469-21-9	Aroclor-1242	54	U
12672-29-6	Aroclor-1248	2500	E
11097-69-1	Aroclor-1254	1400	EP
11096-82-5	Aroclor-1260	430	P
37324-23-5	Aroclor-1262	54	U
11100-14-4	Aroclor-1268	54	U

PRELIMINARY

1H - FORM I ARO  
 AROCLOR ORGANICS ANALYSIS DATA SHEET

EPA SAMPLE NO.

E3NF4

Lab Name: MITKEM LABORATORIES Contract: EP-W-05-030  
 Lab Code: MITKEM Case No.: 38897 Mod. Ref No.: \_\_\_\_\_ SDG No.: E3NF0  
 Matrix: (SOIL/SED/WATER) SOIL Lab Sample ID: H1609-12A  
 Sample wt/vol: 30.0 (g/mL) G Lab File ID: E5F1318F.D/E5F1318R.D  
 % Moisture: 41 Decanted: (Y/N) N Date Received: 08/21/2009  
 Extraction: (Type) SONC Date Extracted: 08/21/2009  
 Concentrated Extract Volume: 10000 (uL) Date Analyzed: 08/23/2009  
 Injection Volume: 1.0 (uL) GPC Factor: 1.00 Dilution Factor: 1.0  
 GPC Cleanup: (Y/N) N pH: 7.4 Sulfur Cleanup: (Y/N) Y  
 Acid Cleanup: (Y/N) Y

CAS NO.	COMPOUND	CONCENTRATION UNITS: <u>UG/KG</u>	
		(ug/L or ug/Kg)	<u>Q</u>
12674-11-2	Aroclor-1016	56	U
11104-28-2	Aroclor-1221	56	U
11141-16-5	Aroclor-1232	56	U
53469-21-9	Aroclor-1242	56	U
12672-29-6	Aroclor-1248	5600	EP
11097-69-1	Aroclor-1254	3800	EP
11096-82-5	Aroclor-1260	1500	E
37324-23-5	Aroclor-1262	56	U
11100-14-4	Aroclor-1268	56	U

PRELIMINARY

1H - FORM I ARO  
 AROCLOR ORGANICS ANALYSIS DATA SHEET

EPA SAMPLE NO.

E3NF5

Lab Name: MITKEM LABORATORIES Contract: EP-W-05-030  
 Lab Code: MITKEM Case No.: 38897 Mod. Ref No.:                      SDG No.: E3NF0  
 Matrix: (SOIL/SED/WATER) SOIL Lab Sample ID: H1609-13A  
 Sample wt/vol: 30.0 (g/mL) G Lab File ID: E5F1319F.D/E5F1319R.D  
 % Moisture: 39 Decanted: (Y/N) N Date Received: 08/21/2009  
 Extraction: (Type) SONC Date Extracted: 08/21/2009  
 Concentrated Extract Volume: 10000 (uL) Date Analyzed: 08/23/2009  
 Injection Volume: 1.0 (uL) GPC Factor: 1.00 Dilution Factor: 1.0  
 GPC Cleanup: (Y/N) N pH: 7.4 Sulfur Cleanup: (Y/N) Y  
 Acid Cleanup: (Y/N) Y

CAS NO.	COMPOUND	CONCENTRATION UNITS:	
		(ug/L or ug/Kg)	UG/KG
12674-11-2	Aroclor-1016	54	U
11104-28-2	Aroclor-1221	54	U
11141-16-5	Aroclor-1232	54	U
53469-21-9	Aroclor-1242	54	U
12672-29-6	Aroclor-1248	1500	EP
11097-69-1	Aroclor-1254	2300	EP
11096-82-5	Aroclor-1260	950	E
37324-23-5	Aroclor-1262	54	U
11100-14-4	Aroclor-1268	54	U

PRELIMINARY

1H - FORM I ARO  
 AROCLOR ORGANICS ANALYSIS DATA SHEET

EPA SAMPLE NO.

E3NF6

Lab Name: MITKEM LABORATORIES Contract: EP-W-05-030  
 Lab Code: MITKEM Case No.: 38897 Mod. Ref No.:                      SDG No.: E3NF0  
 Matrix: (SOIL/SED/WATER) SOIL Lab Sample ID: H1609-14A  
 Sample wt/vol: 30.0 (g/mL) G Lab File ID: E5F1320F.D/E5F1320R.D  
 % Moisture: 38 Decanted: (Y/N) N Date Received: 08/21/2009  
 Extraction: (Type) SONC Date Extracted: 08/21/2009  
 Concentrated Extract Volume: 10000 (uL) Date Analyzed: 08/23/2009  
 Injection Volume: 1.0 (uL) GPC Factor: 1.00 Dilution Factor: 1.0  
 GPC Cleanup: (Y/N) N pH: 7.6 Sulfur Cleanup: (Y/N) Y  
 Acid Cleanup: (Y/N) Y

CAS NO.	COMPOUND	CONCENTRATION UNITS: <u>UG/KG</u>	
		(ug/L or ug/Kg)	<u>Q</u>
12674-11-2	Aroclor-1016	53	U
11104-28-2	Aroclor-1221	53	U
11141-16-5	Aroclor-1232	53	U
53469-21-9	Aroclor-1242	53	U
12672-29-6	Aroclor-1248	550	EP
11097-69-1	Aroclor-1254	910	EP
11096-82-5	Aroclor-1260	420	
37324-23-5	Aroclor-1262	53	U
11100-14-4	Aroclor-1268	53	U

PRELIMINARY



1H - FORM I ARO  
 AROCLOR ORGANICS ANALYSIS DATA SHEET

EPA SAMPLE NO.

E3NF7

Lab Name: MITKEM LABORATORIES Contract: EP-W-05-030  
 Lab Code: MITKEM Case No.: 38897 Mod. Ref No.: SDG No.: E3NF0  
 Matrix: (SOIL/SED/WATER) SOIL Lab Sample ID: H1609-15A  
 Sample wt/vol: 30.1 (g/mL) G Lab File ID: E5F1321F.D/E5F1321R.D  
 % Moisture: 37 Decanted: (Y/N) N Date Received: 08/21/2009  
 Extraction: (Type) SONC Date Extracted: 08/21/2009  
 Concentrated Extract Volume: 10000 (uL) Date Analyzed: 08/23/2009  
 Injection Volume: 1.0 (uL) GPC Factor: 1.00 Dilution Factor: 1.0  
 GPC Cleanup: (Y/N) N pH: 7.5 Sulfur Cleanup: (Y/N) Y  
 Acid Cleanup: (Y/N) Y

CAS NO.	COMPOUND	CONCENTRATION UNITS:	
		(ug/L or ug/Kg)	UG/KG
12674-11-2	Aroclor-1016	52	U
11104-28-2	Aroclor-1221	52	U
11141-16-5	Aroclor-1232	52	U
53469-21-9	Aroclor-1242	52	U
12672-29-6	Aroclor-1248	52	U
11097-69-1	Aroclor-1254	52	U
11096-82-5	Aroclor-1260	52	U
37324-23-5	Aroclor-1262	52	U
11100-14-4	Aroclor-1268	52	U

PRELIMINARY

1H - FORM I ARO  
 AROCLOR ORGANICS ANALYSIS DATA SHEET

EPA SAMPLE NO.

E3NF8

Lab Name: MITKEM LABORATORIES Contract: EP-W-05-030  
 Lab Code: MITKEM Case No.: 38897 Mod. Ref No.:                      SDG No.: E3NF0  
 Matrix: (SOIL/SED/WATER) SOIL Lab Sample ID: H1609-16A  
 Sample wt/vol: 30.2 (g/mL) G Lab File ID: E5F1322F.D/E5F1322R.D  
 % Moisture: 38 Decanted: (Y/N) N Date Received: 08/21/2009  
 Extraction: (Type) SONC Date Extracted: 08/21/2009  
 Concentrated Extract Volume: 10000 (uL) Date Analyzed: 08/23/2009  
 Injection Volume: 1.0 (uL) GPC Factor: 1.00 Dilution Factor: 1.0  
 GPC Cleanup: (Y/N) N pH: 7.7 Sulfur Cleanup: (Y/N) Y  
 Acid Cleanup: (Y/N) Y

CAS NO.	COMPOUND	CONCENTRATION UNITS: <u>UG/KG</u> (ug/L or ug/Kg)	<u>Q</u>
12674-11-2	Aroclor-1016	53	U
11104-28-2	Aroclor-1221	53	U
11141-16-5	Aroclor-1232	53	U
53469-21-9	Aroclor-1242	53	U
12672-29-6	Aroclor-1248	53	U
11097-69-1	Aroclor-1254	53	U
11096-82-5	Aroclor-1260	53	U
37324-23-5	Aroclor-1262	53	U
11100-14-4	Aroclor-1268	53	U

PRELIMINARY

1H - FORM I ARO  
 AROCLOR ORGANICS ANALYSIS DATA SHEET

EPA SAMPLE NO.

E3NF9

Lab Name: MITKEM LABORATORIES Contract: EP-W-05-030  
 Lab Code: MITKEM Case No.: 38897 Mod. Ref No.:                      SDG No.: E3NF0  
 Matrix: (SOIL/SED/WATER) SOIL Lab Sample ID: H1609-17A  
 Sample wt/vol: 30.1 (g/mL) G Lab File ID: E5F1323F.D/E5F1323R.D  
 % Moisture: 37 Decanted: (Y/N) N Date Received: 08/21/2009  
 Extraction: (Type) SONC Date Extracted: 08/21/2009  
 Concentrated Extract Volume: 10000 (uL) Date Analyzed: 08/23/2009  
 Injection Volume: 1.0 (uL) GPC Factor: 1.00 Dilution Factor: 1.0  
 GPC Cleanup: (Y/N) N pH: 7.7 Sulfur Cleanup: (Y/N) Y  
 Acid Cleanup: (Y/N) Y

CAS NO.	COMPOUND	CONCENTRATION UNITS:	
		ug/L or ug/Kg	ug/Kg
12674-11-2	Aroclor-1016	52	U
11104-28-2	Aroclor-1221	52	U
11141-16-5	Aroclor-1232	52	U
53469-21-9	Aroclor-1242	52	U
12672-29-6	Aroclor-1248	52	U
11097-69-1	Aroclor-1254	52	U
11096-82-5	Aroclor-1260	52	U
37324-23-5	Aroclor-1262	52	U
11100-14-4	Aroclor-1268	52	U

PRELIMINARY

1H - FORM I ARO  
 AROCLOR ORGANICS ANALYSIS DATA SHEET

EPA SAMPLE NO.

E3NG0

Lab Name: MITKEM LABORATORIES Contract: EP-W-05-030  
 Lab Code: MITKEM Case No.: 38897 Mod. Ref No.: SDG No.: E3NF0  
 Matrix: (SOIL/SED/WATER) SOIL Lab Sample ID: H1609-04A  
 Sample wt/vol: 30.4 (g/mL) G Lab File ID: E5F1308F.D/E5F1308R.D  
 % Moisture: 40 Decanted: (Y/N) N Date Received: 08/21/2009  
 Extraction: (Type) SONC Date Extracted: 08/21/2009  
 Concentrated Extract Volume: 10000 (uL) Date Analyzed: 08/22/2009  
 Injection Volume: 1.0 (uL) GPC Factor: 1.00 Dilution Factor: 1.0  
 GPC Cleanup: (Y/N) N pH: 7.2 Sulfur Cleanup: (Y/N) Y  
 Acid Cleanup: (Y/N) Y

CAS NO.	COMPOUND	CONCENTRATION UNITS: <u>UG/KG</u> (ug/L or ug/Kg)	<u>Q</u>
12674-11-2	Aroclor-1016	54	U
11104-28-2	Aroclor-1221	54	U
11141-16-5	Aroclor-1232	54	U
53469-21-9	Aroclor-1242	54	U
12672-29-6	Aroclor-1248	3700	E
11097-69-1	Aroclor-1254	4600	E
11096-82-5	Aroclor-1260	540	
37324-23-5	Aroclor-1262	54	U
11100-14-4	Aroclor-1268	54	U

PRELIMINARY

1H - FORM I ARO  
 AROCLOR ORGANICS ANALYSIS DATA SHEET

EPA SAMPLE NO.

E3NG0MS(1)

Lab Name: MITKEM LABORATORIES Contract: EP-W-05-030  
 Lab Code: MITKEM Case No.: 38897 Mod. Ref No.:                      SDG No.: E3NF0  
 Matrix: (SOIL/SED/WATER) SOIL Lab Sample ID: H1609-04AMS  
 Sample wt/vol: 30.4 (g/mL) G Lab File ID: E5F1309F.D  
 % Moisture: 40 Decanted: (Y/N) N Date Received: 08/21/2009  
 Extraction: (Type) SONC Date Extracted: 08/21/2009  
 Concentrated Extract Volume: 10000 (uL) Date Analyzed: 08/22/2009  
 Injection Volume: 1.0 (uL) GPC Factor: 1.00 Dilution Factor: 1.0  
 GPC Cleanup: (Y/N) N pH: 7.2 Sulfur Cleanup: (Y/N) Y  
 Acid Cleanup: (Y/N) Y

CAS NO.	COMPOUND	CONCENTRATION UNITS: <u>UG/KG</u>	
		(ug/L or ug/Kg)	<u>Q</u>
12674-11-2	Aroclor-1016	2700	E
11104-28-2	Aroclor-1221	54	U
11141-16-5	Aroclor-1232	54	U
53469-21-9	Aroclor-1242	54	U
12672-29-6	Aroclor-1248	5600	E
11097-69-1	Aroclor-1254	54	U
11096-82-5	Aroclor-1260	1100	EP
37324-23-5	Aroclor-1262	54	U
11100-14-4	Aroclor-1268	54	U

PRELIMINARY

1H - FORM I ARO  
 AROCLOR ORGANICS ANALYSIS DATA SHEET

EPA SAMPLE NO.

E3NG0MS (2)

Lab Name: MITKEM LABORATORIES Contract: EP-W-05-030  
 Lab Code: MITKEM Case No.: 38897 Mod. Ref No.:                      SDG No.: E3NF0  
 Matrix: (SOIL/SED/WATER) SOIL Lab Sample ID: H1609-04AMS  
 Sample wt/vol: 30.4 (g/mL) G Lab File ID: E5F1309R.D  
 % Moisture: 40 Decanted: (Y/N) N Date Received: 08/21/2009  
 Extraction: (Type) SONC Date Extracted: 08/21/2009  
 Concentrated Extract Volume: 10000 (uL) Date Analyzed: 08/22/2009  
 Injection Volume: 1.0 (uL) GPC Factor: 1.00 Dilution Factor: 1.0  
 GPC Cleanup: (Y/N) N pH: 7.2 Sulfur Cleanup: (Y/N) Y  
 Acid Cleanup: (Y/N) Y

CAS NO.	COMPOUND	CONCENTRATION UNITS: <u>UG/KG</u>	
		(ug/L or ug/Kg)	<u>Q</u>
12674-11-2	Aroclor-1016	3300	E
11104-28-2	Aroclor-1221	54	U
11141-16-5	Aroclor-1232	54	U
53469-21-9	Aroclor-1242	54	U
12672-29-6	Aroclor-1248	5500	E
11097-69-1	Aroclor-1254	54	U
11096-82-5	Aroclor-1260	870	P
37324-23-5	Aroclor-1262	54	U
11100-14-4	Aroclor-1268	54	U

PRELIMINARY

1H - FORM I ARO  
 AROCLOR ORGANICS ANALYSIS DATA SHEET

EPA SAMPLE NO.

E3NG0MSD(1)

Lab Name: MITKEM LABORATORIES Contract: EP-W-05-030  
 Lab Code: MITKEM Case No.: 38897 Mod. Ref No.:                      SDG No.: E3NFO  
 Matrix: (SOIL/SED/WATER) SOIL Lab Sample ID: H1609-04AMSD  
 Sample wt/vol: 30.3 (g/mL) G Lab File ID: E5F1310F.D  
 % Moisture: 40 Decanted: (Y/N) N Date Received: 08/21/2009  
 Extraction: (Type) SONC Date Extracted: 08/21/2009  
 Concentrated Extract Volume: 10000 (uL) Date Analyzed: 08/22/2009  
 Injection Volume: 1.0 (uL) GPC Factor: 1.00 Dilution Factor: 1.0  
 GPC Cleanup: (Y/N) N pH: 7.2 Sulfur Cleanup: (Y/N) Y  
 Acid Cleanup: (Y/N) Y

CAS NO.	COMPOUND	CONCENTRATION UNITS:	
		ug/L or ug/Kg	Q
12674-11-2	Aroclor-1016	3100	E
11104-28-2	Aroclor-1221	54	U
11141-16-5	Aroclor-1232	54	U
53469-21-9	Aroclor-1242	54	U
12672-29-6	Aroclor-1248	5900	E
11097-69-1	Aroclor-1254	54	U
11096-82-5	Aroclor-1260	1200	E
37324-23-5	Aroclor-1262	54	U
11100-14-4	Aroclor-1268	54	U

**PRELIMINARY**

1H - FORM I ARO  
 AROCLOR ORGANICS ANALYSIS DATA SHEET

EPA SAMPLE NO.

E3NG0MSD(2)

Lab Name: MITKEM LABORATORIES Contract: EP-W-05-030  
 Lab Code: MITKEM Case No.: 38897 Mod. Ref No.: \_\_\_\_\_ SDG No.: E3NF0  
 Matrix: (SOIL/SED/WATER) SOIL Lab Sample ID: H1609-04AMSD  
 Sample wt/vol: 30.3 (g/mL) G Lab File ID: E5F1310R.D  
 % Moisture: 40 Decanted: (Y/N) N Date Received: 08/21/2009  
 Extraction: (Type) SONC Date Extracted: 08/21/2009  
 Concentrated Extract Volume: 10000 (uL) Date Analyzed: 08/22/2009  
 Injection Volume: 1.0 (uL) GPC Factor: 1.00 Dilution Factor: 1.0  
 GPC Cleanup: (Y/N) N pH: 7.2 Sulfur Cleanup: (Y/N) Y  
 Acid Cleanup: (Y/N) Y

CAS NO.	COMPOUND	CONCENTRATION UNITS: <u>UG/KG</u> (ug/L or ug/Kg)	<u>Q</u>
12674-11-2	Aroclor-1016	3500	E
11104-28-2	Aroclor-1221	54	U
11141-16-5	Aroclor-1232	54	U
53469-21-9	Aroclor-1242	54	U
12672-29-6	Aroclor-1248	6100	E
11097-69-1	Aroclor-1254	54	U
11096-82-5	Aroclor-1260	980	E
37324-23-5	Aroclor-1262	54	U
11100-14-4	Aroclor-1268	54	U

PRELIMINARY



1H - FORM I ARO  
 AROCLOR ORGANICS ANALYSIS DATA SHEET

EPA SAMPLE NO.

E3NG1

Lab Name: MITKEM LABORATORIES Contract: EP-W-05-030  
 Lab Code: MITKEM Case No.: 38897 Mod. Ref No.:                      SDG No.: E3NF0  
 Matrix: (SOIL/SED/WATER) SOIL Lab Sample ID: H1609-05A  
 Sample wt/vol: 30.3 (g/mL) G Lab File ID: E5F1311F.D/E5F1311R.D  
 % Moisture: 43 Decanted: (Y/N) N Date Received: 08/21/2009  
 Extraction: (Type) SONC Date Extracted: 08/21/2009  
 Concentrated Extract Volume: 10000 (uL) Date Analyzed: 08/22/2009  
 Injection Volume: 1.0 (uL) GPC Factor: 1.00 Dilution Factor: 1.0  
 GPC Cleanup: (Y/N) N pH: 7.2 Sulfur Cleanup: (Y/N) Y  
 Acid Cleanup: (Y/N) Y

CAS NO.	COMPOUND	CONCENTRATION UNITS:	
		(ug/L or ug/Kg)	UG/KG
12674-11-2	Aroclor-1016	57	U
11104-28-2	Aroclor-1221	57	U
11141-16-5	Aroclor-1232	57	U
53469-21-9	Aroclor-1242	57	U
12672-29-6	Aroclor-1248	4000	E
11097-69-1	Aroclor-1254	2500	EP
11096-82-5	Aroclor-1260	540	
37324-23-5	Aroclor-1262	57	U
11100-14-4	Aroclor-1268	57	U

PRELIMINARY

1H - FORM I ARO  
 AROCLOR ORGANICS ANALYSIS DATA SHEET

EPA SAMPLE NO.

E3NG2

Lab Name: MITKEM LABORATORIES Contract: EP-W-05-030  
 Lab Code: MITKEM Case No.: 38897 Mod. Ref No.: \_\_\_\_\_ SDG No.: E3NF0  
 Matrix: (SOIL/SED/WATER) SOIL Lab Sample ID: H1609-06A  
 Sample wt/vol: 30.3 (g/mL) G Lab File ID: E5F1312F.D/E5F1312R.D  
 % Moisture: 40 Decanted: (Y/N) N Date Received: 08/21/2009  
 Extraction: (Type) SONC Date Extracted: 08/21/2009  
 Concentrated Extract Volume: 10000 (uL) Date Analyzed: 08/22/2009  
 Injection Volume: 1.0 (uL) GPC Factor: 1.00 Dilution Factor: 1.0  
 GPC Cleanup: (Y/N) N pH: 7.3 Sulfur Cleanup: (Y/N) Y  
 Acid Cleanup: (Y/N) Y

CAS NO.	COMPOUND	CONCENTRATION UNITS: <u>UG/KG</u>	
		(ug/L or ug/Kg)	<u>Q</u>
12674-11-2	Aroclor-1016	54	U
11104-28-2	Aroclor-1221	54	U
11141-16-5	Aroclor-1232	54	U
53469-21-9	Aroclor-1242	54	U
12672-29-6	Aroclor-1248	3000	E
11097-69-1	Aroclor-1254	1500	EP
11096-82-5	Aroclor-1260	550	
37324-23-5	Aroclor-1262	54	U
11100-14-4	Aroclor-1268	54	U

PRELIMINARY

1H - FORM I ARO  
 AROCLOR ORGANICS ANALYSIS DATA SHEET

EPA SAMPLE NO.

E3NG3

Lab Name: MITKEM LABORATORIES Contract: EP-W-05-030  
 Lab Code: MITKEM Case No.: 38897 Mod. Ref No.:                      SDG No.: E3NF0  
 Matrix: (SOIL/SED/WATER) SOIL Lab Sample ID: H1609-07A  
 Sample wt/vol: 30.2 (g/mL) G Lab File ID: E5F1313F.D/E5F1313R.D  
 % Moisture: 46 Decanted: (Y/N) N Date Received: 08/21/2009  
 Extraction: (Type) SONC Date Extracted: 08/21/2009  
 Concentrated Extract Volume: 10000 (uL) Date Analyzed: 08/23/2009  
 Injection Volume: 1.0 (uL) GPC Factor: 1.00 Dilution Factor: 1.0  
 GPC Cleanup: (Y/N) N pH: 7.2 Sulfur Cleanup: (Y/N) Y  
 Acid Cleanup: (Y/N) Y

CAS NO.	COMPOUND	CONCENTRATION UNITS:	
		(ug/L or ug/Kg)	UG/KG
12674-11-2	Aroclor-1016	61	U
11104-28-2	Aroclor-1221	61	U
11141-16-5	Aroclor-1232	61	U
53469-21-9	Aroclor-1242	61	U
12672-29-6	Aroclor-1248	650	EP
11097-69-1	Aroclor-1254	990	EP
11096-82-5	Aroclor-1260	430	
37324-23-5	Aroclor-1262	61	U
11100-14-4	Aroclor-1268	61	U

PRELIMINARY

1H - FORM I ARO  
 AROCLOR ORGANICS ANALYSIS DATA SHEET

EPA SAMPLE NO.

E3NG4

Lab Name: MITKEM LABORATORIES Contract: EP-W-05-030  
 Lab Code: MITKEM Case No.: 38897 Mod. Ref No.:                      SDG No.: E3NFO  
 Matrix: (SOIL/SED/WATER) SOIL Lab Sample ID: H1609-08A  
 Sample wt/vol: 30.1 (g/mL) G Lab File ID: E5F1314F.D/E5F1314R.D  
 % Moisture: 42 Decanted: (Y/N) N Date Received: 08/21/2009  
 Extraction: (Type) SONC Date Extracted: 08/21/2009  
 Concentrated Extract Volume: 10000 (uL) Date Analyzed: 08/23/2009  
 Injection Volume: 1.0 (uL) GPC Factor: 1.00 Dilution Factor: 1.0  
 GPC Cleanup: (Y/N) N pH: 7.6 Sulfur Cleanup: (Y/N) Y  
 Acid Cleanup: (Y/N) Y

CAS NO.	COMPOUND	CONCENTRATION UNITS: <u>UG/KG</u> (ug/L or ug/Kg)	<u>Q</u>
12674-11-2	Aroclor-1016	57	U
11104-28-2	Aroclor-1221	57	U
11141-16-5	Aroclor-1232	57	U
53469-21-9	Aroclor-1242	57	U
12672-29-6	Aroclor-1248	680	EP
11097-69-1	Aroclor-1254	1000	EP
11096-82-5	Aroclor-1260	390	
37324-23-5	Aroclor-1262	57	U
11100-14-4	Aroclor-1268	57	U

PRELIMINARY

1H - FORM I ARO  
 AROCLOR ORGANICS ANALYSIS DATA SHEET

EPA SAMPLE NO.

E3NG5

Lab Name: MITKEM LABORATORIES Contract: EP-W-05-030  
 Lab Code: MITKEM Case No.: 38897 Mod. Ref No.:                      SDG No.: E3NF0  
 Matrix: (SOIL/SED/WATER) SOIL Lab Sample ID: H1609-09A  
 Sample wt/vol: 30.2 (g/mL) G Lab File ID: E5F1315F.D/E5F1315R.D  
 % Moisture: 37 Decanted: (Y/N) N Date Received: 08/21/2009  
 Extraction: (Type) SONC Date Extracted: 08/21/2009  
 Concentrated Extract Volume: 10000 (uL) Date Analyzed: 08/23/2009  
 Injection Volume: 1.0 (uL) GPC Factor: 1.00 Dilution Factor: 1.0  
 GPC Cleanup: (Y/N) N pH: 7.3 Sulfur Cleanup: (Y/N) Y  
 Acid Cleanup: (Y/N) Y

CAS NO.	COMPOUND	CONCENTRATION UNITS:	
		UG/KG	Q
12674-11-2	Aroclor-1016	52	U
11104-28-2	Aroclor-1221	52	U
11141-16-5	Aroclor-1232	52	U
53469-21-9	Aroclor-1242	52	U
12672-29-6	Aroclor-1248	52	U
11097-69-1	Aroclor-1254	52	U
11096-82-5	Aroclor-1260	72	P
37324-23-5	Aroclor-1262	52	U
11100-14-4	Aroclor-1268	52	U

PRELIMINARY

1H - FORM I ARO  
 AROCLOR ORGANICS ANALYSIS DATA SHEET

EPA SAMPLE NO.

E3NG6

Lab Name: MITKEM LABORATORIES Contract: EP-W-05-030  
 Lab Code: MITKEM Case No.: 38897 Mod. Ref No.:                      SDG No.: E3NF0  
 Matrix: (SOIL/SED/WATER) SOIL Lab Sample ID: H1609-10A  
 Sample wt/vol: 30.2 (g/mL) G Lab File ID: E5F1316F.D/E5F1316R.D  
 % Moisture: 26 Decanted: (Y/N) N Date Received: 08/21/2009  
 Extraction: (Type) SONC Date Extracted: 08/21/2009  
 Concentrated Extract Volume: 10000 (uL) Date Analyzed: 08/23/2009  
 Injection Volume: 1.0 (uL) GPC Factor: 1.00 Dilution Factor: 1.0  
 GPC Cleanup: (Y/N) N pH: 7.3 Sulfur Cleanup: (Y/N) Y  
 Acid Cleanup: (Y/N) Y

CAS NO.	COMPOUND	CONCENTRATION UNITS: <u>UG/KG</u>	
		(ug/L or ug/Kg)	<u>Q</u>
12674-11-2	Aroclor-1016	44	U
11104-28-2	Aroclor-1221	44	U
11141-16-5	Aroclor-1232	44	U
53469-21-9	Aroclor-1242	44	U
12672-29-6	Aroclor-1248	44	U
11097-69-1	Aroclor-1254	44	U
11096-82-5	Aroclor-1260	44	U
37324-23-5	Aroclor-1262	44	U
11100-14-4	Aroclor-1268	44	U

PRELIMINARY

1H - FORM I ARO  
 AROCLOR ORGANICS ANALYSIS DATA SHEET

EPA SAMPLE NO.

E3NG7

Lab Name: MITKEM LABORATORIES Contract: EP-W-05-030  
 Lab Code: MITKEM Case No.: 38897 Mod. Ref No.:                      SDG No.: E3NF0  
 Matrix: (SOIL/SED/WATER) SOIL Lab Sample ID: H1609-18A  
 Sample wt/vol: 30.2 (g/mL) G Lab File ID: E5F1324F.D/E5F1324R.D  
 % Moisture: 42 Decanted: (Y/N) N Date Received: 08/21/2009  
 Extraction: (Type) SONC Date Extracted: 08/21/2009  
 Concentrated Extract Volume: 10000 (uL) Date Analyzed: 08/23/2009  
 Injection Volume: 1.0 (uL) GPC Factor: 1.00 Dilution Factor: 1.0  
 GPC Cleanup: (Y/N) N pH: 7.2 Sulfur Cleanup: (Y/N) Y  
 Acid Cleanup: (Y/N) Y

CAS NO.	COMPOUND	CONCENTRATION UNITS: <u>UG/KG</u> (ug/L or ug/Kg)	<u>Q</u>
12674-11-2	Aroclor-1016	57	U
11104-28-2	Aroclor-1221	57	U
11141-16-5	Aroclor-1232	57	U
53469-21-9	Aroclor-1242	2700	EP
12672-29-6	Aroclor-1248	2400	E
11097-69-1	Aroclor-1254	1000	EP
11096-82-5	Aroclor-1260	420	
37324-23-5	Aroclor-1262	57	U
11100-14-4	Aroclor-1268	57	U

PRELIMINARY

1H - FORM I ARO  
 AROCLOR ORGANICS ANALYSIS DATA SHEET

EPA SAMPLE NO.

E3NG8

Lab Name: MITKEM LABORATORIES Contract: EP-W-05-030  
 Lab Code: MITKEM Case No.: 38897 Mod. Ref No.:                      SDG No.: E3NF0  
 Matrix: (SOIL/SED/WATER) SOIL Lab Sample ID: H1609-19A  
 Sample wt/vol: 30.1 (g/mL) G Lab File ID: E5F1325F.D/E5F1325R.D  
 % Moisture: 42 Decanted: (Y/N) N Date Received: 08/21/2009  
 Extraction: (Type) SONC Date Extracted: 08/21/2009  
 Concentrated Extract Volume: 10000 (uL) Date Analyzed: 08/23/2009  
 Injection Volume: 1.0 (uL) GPC Factor: 1.00 Dilution Factor: 1.0  
 GPC Cleanup: (Y/N) N pH: 7.6 Sulfur Cleanup: (Y/N) Y  
 Acid Cleanup: (Y/N) Y

CAS NO.	COMPOUND	CONCENTRATION UNITS: <u>UG/KG</u>	
		(ug/L or ug/Kg)	<u>Q</u>
12674-11-2	Aroclor-1016	57	U
11104-28-2	Aroclor-1221	57	U
11141-16-5	Aroclor-1232	57	U
53469-21-9	Aroclor-1242	57	U
12672-29-6	Aroclor-1248	540	P
11097-69-1	Aroclor-1254	710	P
11096-82-5	Aroclor-1260	340	P
37324-23-5	Aroclor-1262	57	U
11100-14-4	Aroclor-1268	57	U

PRELIMINARY



1H - FORM I ARO  
 AROCLOR ORGANICS ANALYSIS DATA SHEET

EPA SAMPLE NO.

E3NG9

Lab Name: MITKEM LABORATORIES Contract: EP-W-05-030  
 Lab Code: MITKEM Case No.: 38897 Mod. Ref No.: \_\_\_\_\_ SDG No.: E3NF0  
 Matrix: (SOIL/SED/WATER) SOIL Lab Sample ID: H1609-20A  
 Sample wt/vol: 30.3 (g/mL) G Lab File ID: E5F1326F.D/E5F1326R.D  
 % Moisture: 41 Decanted: (Y/N) N Date Received: 08/21/2009  
 Extraction: (Type) SONC Date Extracted: 08/21/2009  
 Concentrated Extract Volume: 10000 (uL) Date Analyzed: 08/23/2009  
 Injection Volume: 1.0 (uL) GPC Factor: 1.00 Dilution Factor: 1.0  
 GPC Cleanup: (Y/N) N pH: 7.4 Sulfur Cleanup: (Y/N) Y  
 Acid Cleanup: (Y/N) Y

CAS NO.	COMPOUND	CONCENTRATION UNITS:	
		UG/KG (ug/L or ug/Kg)	Q
12674-11-2	Aroclor-1016	55	U
11104-28-2	Aroclor-1221	55	U
11141-16-5	Aroclor-1232	55	U
53469-21-9	Aroclor-1242	55	U
12672-29-6	Aroclor-1248	340	P
11097-69-1	Aroclor-1254	560	P
11096-82-5	Aroclor-1260	290	
37324-23-5	Aroclor-1262	55	U
11100-14-4	Aroclor-1268	55	U

PRELIMINARY

10C - FORM X ARO  
 IDENTIFICATION SUMMARY  
 FOR MULTICOMPONENT ANALYTES

EPA SAMPLE NO.

E3NF0

Lab Name: MITKEM LABORATORIES Contract: EP-W-05-030  
 Lab Code: MITKEM Case No.: 38897 Mod. Ref No.: SDG No.: E3NF0  
 Lab Sample ID: H1609-01A Date(s) Analyzed: 08/22/2009 08/22/2009  
 Instrument ID (1): E5 Instrument ID (2): E5  
 GC Column(1): CLPPest ID: 0.53 (mm) GC Column(2): CLPPestII ID: 0.53 (MM)

ANALYTE	PEAK	RT	RT WINDOW		CONCENTRATION		%D
			FROM	TO	PEAK	MEAN	
Aroclor-1248	1	5.212	4.339	4.479	29.5425	177.280851	
	2	5.432	4.963	5.103	85.6462		
	3	5.842	5.184	5.324	416.6538		
	4						
	5						
COLUMN 1	1	5.751	5.267	5.407	57.0623	71.217363	148.9
	2	6.121	5.595	5.735	68.7734		
	3	6.432	5.854	5.994	87.8164		
	4						
	5						
COLUMN 2	1	5.164	5.594	5.734	35.3242	77.224263	
	2	6.168	6.097	6.237	103.8066		
	3	6.367	6.409	6.549	92.5419		
	4						
	5						
Aroclor-1254	1	6.743	5.795	5.935	396.8502	229.122080	196.7
	2	6.834	6.325	6.465	227.0122		
	3	7.068	7.106	7.246	63.5038		
	4						
	5						
COLUMN 2	1	6.688	5.791	5.931	174.5595	119.035389	
	2	7.321	7.082	7.222	50.8732		
	3	7.610	7.345	7.485	131.6734		
	4						
	5						
Aroclor-1260	1	7.910	6.754	6.894	90.0666	194.332954	63.3
	2	8.120	7.670	7.810	303.4597		
	3	8.423	7.971	8.111	189.4726		
	4						
	5						
COLUMN 1	1	7.910	6.754	6.894	90.0666	194.332954	63.3
	2	8.120	7.670	7.810	303.4597		
	3	8.423	7.971	8.111	189.4726		
	4						
	5						

At least 3 peaks for each column are required for identification of multicomponent analytes

PRELIMINARY

10C - FORM X ARO  
IDENTIFICATION SUMMARY  
FOR MULTICOMPONENT ANALYTES

EPA SAMPLE NO.

E3NF1

Lab Name: MITKEM LABORATORIES Contract: EP-W-05-030  
 Lab Code: MITKEM Case No.: 38897 Mod. Ref No.: SDG No.: E3NF0  
 Lab Sample ID: H1609-02A Date(s) Analyzed: 08/22/2009 08/22/2009  
 Instrument ID (1): E5 Instrument ID (2): E5  
 GC Column(1): CLPPest ID: 0.53 (mm) GC Column(2): CLPPestII ID: 0.53 (MM)

ANALYTE	PEAK	RT	RT WINDOW		CONCENTRATION		%D	
			FROM	TO	PEAK	MEAN		
Aroclor-1254	1	5.165	5.594	5.734	16.7324	27.176937		
	2	6.163	6.097	6.237	31.9245			
	3	6.366	6.409	6.549	32.8738			
COLUMN 1		4						
COLUMN 1		5						
COLUMN 2	1	6.742	5.795	5.935	90.8032	57.644412	112.1	
	2	6.840	6.325	6.465	55.8065			
	3	7.070	7.106	7.246	26.3235			
	COLUMN 2		4					
	COLUMN 2		5					

At least 3 peaks for each column are required for identification of multicomponent analytes

**PRELIMINARY**

10C - FORM X ARO  
IDENTIFICATION SUMMARY  
FOR MULTICOMPONENT ANALYTES

EPA SAMPLE NO.

E3NF3

Lab Name: MITKEM LABORATORIES Contract: EP-W-05-030  
 Lab Code: MITKEM Case No.: 38897 Mod. Ref No.: SDG No.: E3NF0  
 Lab Sample ID: H1609-11A Date(s) Analyzed: 08/23/2009 08/23/2009  
 Instrument ID (1): E5 Instrument ID (2): E5  
 GC Column(1): CLPPest ID: 0.53 (mm) GC Column(2): CLPPestII ID: 0.53 (MM)

ANALYTE	PEAK	RT	RT WINDOW		CONCENTRATION		%D
			FROM	TO	PEAK	MEAN	
Aroclor-1248	1	5.206	4.339	4.479	1859.3808	2980.432589	
	2	5.429	4.963	5.103	2767.3856		
	3	5.851	5.184	5.324	4314.5314		
	4						
	5						
COLUMN 1	1	5.785	5.267	5.407	2061.4620	2526.463249	18.0
	2	6.125	5.595	5.735	3026.4185		
	3	6.397	5.854	5.994	2491.5093		
	4						
	5						
COLUMN 2	1	5.159	5.594	5.734	1321.3396	1388.219831	
	2	6.157	6.097	6.237	1489.1211		
	3	6.361	6.409	6.549	1354.1988		
	4						
	5						
Aroclor-1254	1	6.718	5.795	5.935	2584.2518	2276.663558	64.0
	2	6.840	6.325	6.465	2114.2569		
	3	7.063	7.106	7.246	2131.4820		
	4						
	5						
COLUMN 1	1	6.662	5.791	5.931	1116.3271	551.534193	
	2	7.312	7.082	7.222	225.9193		
	3	7.566	7.345	7.485	312.3561		
	4						
	5						
COLUMN 2	1	7.872	6.754	6.894	612.0802	431.881457	27.7
	2	8.096	7.670	7.810	312.4287		
	3	8.422	7.971	8.111	371.1355		
	4						
	5						
Aroclor-1260	1						
	2						
	3						
	4						
	5						

At least 3 peaks for each column are required for identification of multicomponent analytes

**PRELIMINARY**

10C - FORM X ARO  
IDENTIFICATION SUMMARY  
FOR MULTICOMPONENT ANALYTES

EPA SAMPLE NO.

E3NF4

Lab Name: MITKEM LABORATORIES Contract: EP-W-05-030  
 Lab Code: MITKEM Case No.: 38897 Mod. Ref No.: SDG No.: E3NF0  
 Lab Sample ID: H1609-12A Date(s) Analyzed: 08/23/2009 08/23/2009  
 Instrument ID (1): E5 Instrument ID (2): E5  
 GC Column(1): CLPPest ID: 0.53 (mm) GC Column(2): CLPPestII ID: 0.53 (MM)

ANALYTE	PEAK	RT	RT WINDOW		CONCENTRATION		%D	
			FROM	TO	PEAK	MEAN		
Aroclor-1248	1	5.212	4.339	4.479	3826.2629	7088.078607		
	2	5.435	4.963	5.103	6706.2829			
	COLUMN 1	3	5.857	5.184	5.324			10731.6900
		4						
		5						
COLUMN 2	1	5.789	5.267	5.407	4273.6504	5612.910947	26.3	
	2	6.129	5.595	5.735	6973.4658			
	3	6.402	5.854	5.994	5591.6167			
	4							
	5							
Aroclor-1254	1	5.163	5.594	5.734	3489.1567	3802.499620		
	2	6.164	6.097	6.237	3814.8768			
	COLUMN 1	3	6.368	6.409	6.549			4103.4653
		4						
		5						
COLUMN 2	1	6.722	5.795	5.935	7797.8611	6630.334752	74.4	
	2	6.844	6.325	6.465	5893.3702			
	3	7.069	7.106	7.246	6199.7729			
	4							
	5							
Aroclor-1260	1	6.669	5.791	5.931	3222.6898	1577.176272		
	2	7.322	7.082	7.222	602.4442			
	COLUMN 1	3	7.576	7.345	7.485			906.3948
		4						
		5						
COLUMN 2	1	7.877	6.754	6.894	2073.7750	1486.429159	6.1	
	2	8.105	7.670	7.810	915.8152			
	3	8.436	7.971	8.111	1469.6973			
	4							
	5							

At least 3 peaks for each column are required for identification of multicomponent analytes

PRELIMINARY

10C - FORM X ARO  
IDENTIFICATION SUMMARY  
FOR MULTICOMPONENT ANALYTES

EPA SAMPLE NO.

E3NF5

Lab Name: MITKEM LABORATORIES Contract: EP-W-05-030  
 Lab Code: MITKEM Case No.: 38897 Mod. Ref No.: SDG No.: E3NF0  
 Lab Sample ID: H1609-13A Date(s) Analyzed: 08/23/2009 08/23/2009  
 Instrument ID (1): E5 Instrument ID (2): E5  
 GC Column(1): CLPPest ID: 0.53 (mm) GC Column(2): CLPPestII ID: 0.53 (MM)

ANALYTE	PEAK	RT	RT WINDOW		CONCENTRATION		%D
			FROM	TO	PEAK	MEAN	
Aroclor-1248	1	5.211	4.339	4.479	1093.3798	3569.685979	
	2	5.433	4.963	5.103	3347.3636		
	3	5.857	5.184	5.324	6268.3146		
	4						
	5						
COLUMN 1	1	5.789	5.267	5.407	460.4274	1479.770373	141.2
	2	6.125	5.595	5.735	2359.0631		
	3	6.408	5.854	5.994	1619.8206		
	4						
	5						
COLUMN 2	1	5.164	5.594	5.734	1888.3941	2327.426929	
	2	6.164	6.097	6.237	2276.4890		
	3	6.368	6.409	6.549	2817.3976		
	4						
	5						
Aroclor-1254	1	6.720	5.795	5.935	4427.9330	3605.412944	54.9
	2	6.843	6.325	6.465	3001.5124		
	3	7.069	7.106	7.246	3386.7934		
	4						
	5						
COLUMN 1	1	6.667	5.791	5.931	2196.1002	1076.352635	
	2	7.323	7.082	7.222	405.2595		
	3	7.576	7.345	7.485	627.6983		
	4						
	5						
COLUMN 2	1	7.875	6.754	6.894	1325.9261	946.086619	13.8
	2	8.105	7.670	7.810	589.1666		
	3	8.434	7.971	8.111	923.1671		
	4						
	5						

At least 3 peaks for each column are required for identification of multicomponent analytes

PRELIMINARY

10C - FORM X ARO  
IDENTIFICATION SUMMARY  
FOR MULTICOMPONENT ANALYTES

EPA SAMPLE NO.

E3NF6

Lab Name: MITKEM LABORATORIES Contract: EP-W-05-030  
 Lab Code: MITKEM Case No.: 38897 Mod. Ref No.: SDG No.: E3NF0  
 Lab Sample ID: H1609-14A Date(s) Analyzed: 08/23/2009 08/23/2009  
 Instrument ID (1): E5 Instrument ID (2): E5  
 GC Column(1): CLPPest ID: 0.53 (mm) GC Column(2): CLPPestII ID: 0.53 (MM)

ANALYTE	PEAK	RT	RT WINDOW		CONCENTRATION		%D
			FROM	TO	PEAK	MEAN	
Aroclor-1248	1	5.207	4.339	4.479	420.5887	1387.910667	
	2	5.427	4.963	5.103	1313.7587		
COLUMN 1	3	5.851	5.184	5.324	2429.3847		
	4						
	5						
COLUMN 2	1	5.786	5.267	5.407	178.8446		
	2	6.122	5.595	5.735	884.5292		
	3	6.404	5.854	5.994	577.3792		
	4						
	5						
Aroclor-1254	1	5.161	5.594	5.734	709.3838	907.448434	
	2	6.157	6.097	6.237	870.0880		
COLUMN 1	3	6.361	6.409	6.549	1142.8735		
	4						
	5						
COLUMN 2	1	6.717	5.795	5.935	1625.2107		
	2	6.840	6.325	6.465	1085.0454		
	3	7.064	7.106	7.246	1169.0317		
	4						
	5						
Aroclor-1260	1	6.662	5.791	5.931	917.9586	482.830087	
	2	7.313	7.082	7.222	228.8411		
COLUMN 1	3	7.566	7.345	7.485	301.6905		
	4						
	5						
COLUMN 2	1	7.872	6.754	6.894	462.0825		
	2	8.097	7.670	7.810	315.3782		
	3	8.427	7.971	8.111	479.9381		
	4						
	5						
					419.132939	15.2	

At least 3 peaks for each column are required for identification of multicomponent analytes

PRELIMINARY

10C - FORM X ARO  
IDENTIFICATION SUMMARY  
FOR MULTICOMPONENT ANALYTES

EPA SAMPLE NO.

E3NG0
-------

Lab Name: MITKEM LABORATORIES Contract: EP-W-05-030  
 Lab Code: MITKEM Case No.: 38897 Mod. Ref No.: SDG No.: E3NF0  
 Lab Sample ID: H1609-04A Date(s) Analyzed: 08/22/2009 08/22/2009  
 Instrument ID (1): E5 Instrument ID (2): E5  
 GC Column(1): CLPPest ID: 0.53 (mm) GC Column(2): CLPPestII ID: 0.53 (MM)

ANALYTE	PEAK	RT	RT WINDOW		CONCENTRATION		%D
			FROM	TO	PEAK	MEAN	
Aroclor-1248	1	5.209	4.339	4.479	2619.3889	3769.168716	
	2	5.433	4.963	5.103	3552.7330		
COLUMN 1	3	5.854	5.184	5.324	5135.3842		
	4						
	5						
COLUMN 2	1	5.788	5.267	5.407	3280.1234		
	2	6.128	5.595	5.735	4260.1399		
	3	6.398	5.854	5.994	3611.4148		
	4						
	5						
Aroclor-1254	1	5.162	5.594	5.734	1544.1333	4601.684835	
	2	6.159	6.097	6.237	1743.5476		
COLUMN 1	3	6.396	6.409	6.549	10517.3736		
	4						
	5						
COLUMN 2	1	6.693	5.795	5.935	9295.8404		
	2	6.842	6.325	6.465	2303.8612		
	3	7.067	7.106	7.246	2526.9673		
	4						
	5						
Aroclor-1260	1	6.665	5.791	5.931	1254.4094	651.700822	
	2	7.317	7.082	7.222	303.8548		
COLUMN 1	3	7.569	7.345	7.485	396.8383		
	4						
	5						
COLUMN 2	1	7.875	6.754	6.894	685.6396		
	2	8.100	7.670	7.810	422.2907		
	3	8.427	7.971	8.111	512.1126		
	4						
	5						
					540.014278	20.7	

At least 3 peaks for each column are required for identification of multicomponent analytes

PRELIMINARY



10C - FORM X ARO  
IDENTIFICATION SUMMARY  
FOR MULTICOMPONENT ANALYTES

EPA SAMPLE NO.

E3NGOMS

Lab Name: MITKEM LABORATORIES Contract: EP-W-05-030  
 Lab Code: MITKEM Case No.: 38897 Mod. Ref No.: SDG No.: E3NF0  
 Lab Sample ID: H1609-04AMS Date(s) Analyzed: 08/22/2009 08/22/2009  
 Instrument ID (1): E5 Instrument ID (2): E5  
 GC Column(1): CLPPest ID: 0.53 (mm) GC Column(2): CLPPestII ID: 0.53 (MM)

ANALYTE	PEAK	RT	RT WINDOW		CONCENTRATION		%D
			FROM	TO	PEAK	MEAN	
Aroclor-1016	1	3.841	3.798	3.938	1433.1542	2714.548344	
	2	4.265	4.631	4.771	1987.6700		
	3	5.166	4.917	5.057	4722.8208		
	4						
	5						
COLUMN 1	1	4.117	4.076	4.216	583.0026	3252.542165	19.8
	2	5.142	4.851	4.991	2217.5122		
	3	5.792	4.898	5.038	6957.1116		
	4						
	5						
COLUMN 2	1	5.214	4.339	4.479	3873.2554	5600.192606	
	2	5.438	4.963	5.103	5294.9150		
	3	5.859	5.184	5.324	7632.4074		
	4						
	5						
Aroclor-1248	1	5.792	5.267	5.407	5085.9261	5526.892522	1.3
	2	6.133	5.595	5.735	6383.8180		
	3	6.403	5.854	5.994	5110.9335		
	4						
	5						
COLUMN 1	1	6.671	5.791	5.931	1966.9484	1089.142160	
	2	7.324	7.082	7.222	564.4878		
	3	7.576	7.345	7.485	735.9903		
	4						
	5						
COLUMN 2	1	7.880	6.754	6.894	549.3683	867.680359	25.5
	2	8.106	7.670	7.810	842.9730		
	3	8.435	7.971	8.111	1210.6998		
	4						
	5						

At least 3 peaks for each column are required for identification of multicomponent analytes

PRELIMINARY

10C - FORM X ARO  
IDENTIFICATION SUMMARY  
FOR MULTICOMPONENT ANALYTES

EPA SAMPLE NO.

E3NGOMSD

Lab Name: MITKEM LABORATORIES Contract: EP-W-05-030  
 Lab Code: MITKEM Case No.: 38897 Mod. Ref No.: SDG No.: E3NFO  
 Lab Sample ID: H1609-04AMSD Date(s) Analyzed: 08/22/2009 08/22/2009  
 Instrument ID (1): E5 Instrument ID (2): E5  
 GC Column(1): CLPPest ID: 0.53 (mm) GC Column(2): CLPPestII ID: 0.53 (MM)

ANALYTE	PEAK	RT	RT WINDOW		CONCENTRATION		%D
			FROM	TO	PEAK	MEAN	
Aroclor-1016	1	3.840	3.798	3.938	1597.1318	3051.976525	
	2	4.266	4.631	4.771	2496.2189		
	3	5.164	4.917	5.057	5062.5788		
	4						
	5						
COLUMN 1	1	4.114	4.076	4.216	630.9547	3500.765187	14.7
	2	5.137	4.851	4.991	2382.8982		
	3	5.788	4.898	5.038	7488.4426		
	4						
	5						
COLUMN 2	1	5.211	4.339	4.479	4066.2253	5906.303230	
	2	5.435	4.963	5.103	5680.9582		
	3	5.855	5.184	5.324	7971.7261		
	4						
	5						
Aroclor-1248	1	5.788	5.267	5.407	5474.3502	6057.320136	2.6
	2	6.129	5.595	5.735	6840.8284		
	3	6.399	5.854	5.994	5856.7817		
	4						
	5						
COLUMN 2	1	6.667	5.791	5.931	2110.3663	1166.337582	
	2	7.320	7.082	7.222	605.2981		
	3	7.572	7.345	7.485	783.3484		
	4						
	5						
Aroclor-1260	1	7.894	6.754	6.894	918.0570	981.939816	18.8
	2	8.102	7.670	7.810	885.3880		
	3	8.431	7.971	8.111	1142.3745		
	4						
	5						
COLUMN 1	1	7.894	6.754	6.894	918.0570	981.939816	18.8
	2	8.102	7.670	7.810	885.3880		
	3	8.431	7.971	8.111	1142.3745		
	4						
	5						

At least 3 peaks for each column are required for identification of multicomponent analytes

PRELIMINARY

10C - FORM X ARO  
IDENTIFICATION SUMMARY  
FOR MULTICOMPONENT ANALYTES

EPA SAMPLE NO.

E3NG1

Lab Name: MITKEM LABORATORIES Contract: EP-W-05-030  
 Lab Code: MITKEM Case No.: 38897 Mod. Ref No.: SDG No.: E3NF0  
 Lab Sample ID: H1609-05A Date(s) Analyzed: 08/22/2009 08/22/2009  
 Instrument ID (1): E5 Instrument ID (2): E5  
 GC Column(1): CLPPest ID: 0.53 (mm) GC Column(2): CLPPestII ID: 0.53 (MM)

ANALYTE	PEAK	RT	RT WINDOW		CONCENTRATION		%D
			FROM	TO	PEAK	MEAN	
Aroclor-1248	1	5.205	4.339	4.479	3087.9588	4033.194044	
	2	5.431	4.963	5.103	3836.3027		
	3	5.849	5.184	5.324	5175.3206		
	4						
	5						
COLUMN 1	1	5.785	5.267	5.407	3993.7244	4377.144193	8.5
	2	6.125	5.595	5.735	4836.5645		
	3	6.394	5.854	5.994	4301.1437		
	4						
	5						
COLUMN 2	1	5.158	5.594	5.734	1567.8080	3375.753839	
	2	6.155	6.097	6.237	1741.4749		
	3	6.391	6.409	6.549	6817.9787		
	4						
	5						
Aroclor-1254	1	6.714	5.795	5.935	2548.7896	2455.118420	37.5
	2	6.839	6.325	6.465	2282.5414		
	3	7.064	7.106	7.246	2534.0242		
	4						
	5						
COLUMN 1	1	6.661	5.791	5.931	1138.9829	613.184954	
	2	7.312	7.082	7.222	307.3650		
	3	7.565	7.345	7.485	393.2070		
	4						
	5						
COLUMN 2	1	7.872	6.754	6.894	601.2914	539.891374	13.6
	2	8.096	7.670	7.810	423.1907		
	3	8.424	7.971	8.111	595.1920		
	4						
	5						
Aroclor-1260	1	6.661	5.791	5.931	1138.9829	613.184954	
	2	7.312	7.082	7.222	307.3650		
	3	7.565	7.345	7.485	393.2070		
	4						
	5						
COLUMN 1	1	7.872	6.754	6.894	601.2914	539.891374	13.6
	2	8.096	7.670	7.810	423.1907		
	3	8.424	7.971	8.111	595.1920		
	4						
	5						
COLUMN 2	1	7.872	6.754	6.894	601.2914	539.891374	13.6
	2	8.096	7.670	7.810	423.1907		
	3	8.424	7.971	8.111	595.1920		
	4						
	5						

At least 3 peaks for each column are required for identification of multicomponent analytes

PRELIMINARY

10C - FORM X ARO  
IDENTIFICATION SUMMARY  
FOR MULTICOMPONENT ANALYTES

EPA SAMPLE NO.

E3NG2

Lab Name: MITKEM LABORATORIES Contract: EP-W-05-030  
 Lab Code: MITKEM Case No.: 38897 Mod. Ref No.: SDG No.: E3NF0  
 Lab Sample ID: H1609-06A Date(s) Analyzed: 08/22/2009 08/22/2009  
 Instrument ID (1): E5 Instrument ID (2): E5  
 GC Column(1): CLPPest ID: 0.53 (mm) GC Column(2): CLPPestII ID: 0.53 (MM)

ANALYTE	PEAK	RT	RT WINDOW		CONCENTRATION		%D
			FROM	TO	PEAK	MEAN	
Aroclor-1248	1	5.207	4.339	4.479	2219.9192	3360.213311	
	2	5.431	4.963	5.103	3126.4849		
	3	5.853	5.184	5.324	4734.2359		
	4						
	5						
COLUMN 1	1	5.787	5.267	5.407	2510.6260	3005.888366	11.8
	2	6.127	5.595	5.735	3537.6283		
	3	6.399	5.854	5.994	2969.4109		
	4						
	5						
COLUMN 2	1	5.161	5.594	5.734	1418.0111	1505.473714	
	2	6.158	6.097	6.237	1633.5807		
	3	6.363	6.409	6.549	1464.8294		
	4						
	5						
Aroclor-1254	1	6.720	5.795	5.935	3047.0906	2584.783112	71.7
	2	6.842	6.325	6.465	2332.8300		
	3	7.067	7.106	7.246	2374.4288		
	4						
	5						
COLUMN 1	1	6.664	5.791	5.931	1197.3217	599.087858	
	2	7.315	7.082	7.222	251.4864		
	3	7.568	7.345	7.485	348.4555		
	4						
	5						
COLUMN 2	1	7.875	6.754	6.894	650.5509	551.014286	8.7
	2	8.099	7.670	7.810	332.4707		
	3	8.433	7.971	8.111	670.0213		
	4						
	5						

At least 3 peaks for each column are required for identification of multicomponent analytes

**PRELIMINARY**

10C - FORM X ARO  
 IDENTIFICATION SUMMARY  
 FOR MULTICOMPONENT ANALYTES

EPA SAMPLE NO.

E3NG3

Lab Name: MITKEM LABORATORIES Contract: EP-W-05-030  
 Lab Code: MITKEM Case No.: 38897 Mod. Ref No.: SDG No.: E3NF0  
 Lab Sample ID: H1609-07A Date(s) Analyzed: 08/23/2009 08/23/2009  
 Instrument ID (1): E5 Instrument ID (2): E5  
 GC Column(1): CLPPest ID: 0.53 (mm) GC Column(2): CLPPestII ID: 0.53 (MM)

ANALYTE	PEAK	RT	RT WINDOW		CONCENTRATION		%D
			FROM	TO	PEAK	MEAN	
Aroclor-1248	1	5.206	4.339	4.479	517.4697	1637.822745	
	2	5.427	4.963	5.103	1540.6166		
	3	5.850	5.184	5.324	2855.3820		
	4						
	5						
COLUMN 1							
COLUMN 2	1	5.785	5.267	5.407	242.5407	645.152702	153.9
	2	6.123	5.595	5.735	1011.1021		
	3	6.404	5.854	5.994	681.8153		
	4						
	5						
Aroclor-1254	1	5.160	5.594	5.734	788.9790	987.952262	
	2	6.158	6.097	6.237	978.1224		
	3	6.363	6.409	6.549	1196.7553		
	4						
	5						
COLUMN 1							
COLUMN 2	1	6.691	5.795	5.935	18187.3432	6925.567502	601.0
	2	6.840	6.325	6.465	1297.1122		
	3	7.065	7.106	7.246	1292.2471		
	4						
	5						
Aroclor-1260	1	6.663	5.791	5.931	953.4480	469.059629	
	2	7.315	7.082	7.222	209.7847		
	3	7.569	7.345	7.485	243.9461		
	4						
	5						
COLUMN 1							
COLUMN 2	1	7.873	6.754	6.894	470.9903	426.169895	10.1
	2	8.102	7.670	7.810	298.9922		
	3	8.429	7.971	8.111	508.5272		
	4						
	5						

At least 3 peaks for each column are required for identification of multicomponent analytes

PRELIMINARY

10C - FORM X ARO  
IDENTIFICATION SUMMARY  
FOR MULTICOMPONENT ANALYTES

EPA SAMPLE NO.

E3NG4

Lab Name: MITKEM LABORATORIES Contract: EP-W-05-030  
 Lab Code: MITKEM Case No.: 38897 Mod. Ref No.: SDG No.: E3NF0  
 Lab Sample ID: H1609-08A Date(s) Analyzed: 08/23/2009 08/23/2009  
 Instrument ID (1): E5 Instrument ID (2): E5  
 GC Column(1): CLPPest ID: 0.53 (mm) GC Column(2): CLPPestII ID: 0.53 (MM)

ANALYTE	PEAK	RT	RT WINDOW		CONCENTRATION		%D
			FROM	TO	PEAK	MEAN	
Aroclor-1248	1	5.205	4.339	4.479	538.0443	1718.244856	
	2	5.426	4.963	5.103	1578.5131		
	3	5.850	5.184	5.324	3038.1771		
	4						
	5						
COLUMN 1	1	5.785	5.267	5.407	234.8276	684.898448	150.9
	2	6.121	5.595	5.735	1105.8549		
	3	6.404	5.854	5.994	714.0128		
	4						
	5						
COLUMN 2	1	5.159	5.594	5.734	872.4329	1046.160424	
	2	6.156	6.097	6.237	1044.7597		
	3	6.361	6.409	6.549	1221.2886		
	4						
	5						
Aroclor-1254	1	6.714	5.795	5.935	1213.5014	1334.217093	27.5
	2	6.839	6.325	6.465	1347.3179		
	3	7.064	7.106	7.246	1441.8320		
	4						
	5						
COLUMN 2	1	6.662	5.791	5.931	999.8978	487.224075	
	2	7.313	7.082	7.222	204.4660		
	3	7.567	7.345	7.485	257.3084		
	4						
	5						
Aroclor-1260	1	7.872	6.754	6.894	517.0834	391.444158	24.5
	2	8.098	7.670	7.810	290.6142		
	3	8.424	7.971	8.111	366.6349		
	4						
	5						
COLUMN 1	1						
	2						
	3						
	4						
	5						

At least 3 peaks for each column are required for identification of multicomponent analytes

PRELIMINARY

10C - FORM X ARO  
IDENTIFICATION SUMMARY  
FOR MULTICOMPONENT ANALYTES

EPA SAMPLE NO.

E3NG5

Lab Name: MITKEM LABORATORIES Contract: EP-W-05-030  
 Lab Code: MITKEM Case No.: 38897 Mod. Ref No.: SDG No.: E3NF0  
 Lab Sample ID: H1609-09A Date(s) Analyzed: 08/23/2009 08/23/2009  
 Instrument ID (1): E5 Instrument ID (2): E5  
 GC Column(1): CLPPest ID: 0.53 (mm) GC Column(2): CLPPestII ID: 0.53 (MM)

ANALYTE	PEAK	RT	RT WINDOW		CONCENTRATION		%D
			FROM	TO	PEAK	MEAN	
Aroclor-1260	1	6.685	5.791	5.931	97.6256	72.163629	
	2	7.319	7.082	7.222	29.7215		
	3	7.624	7.345	7.485	89.1438		
4							
5							
COLUMN 1	1	7.908	6.754	6.894	47.5431	175.668139	143.4
	2	8.119	7.670	7.810	151.2520		
	3	8.465	7.971	8.111	328.2093		
	4						
	5						
COLUMN 2							

At least 3 peaks for each column are required for identification of multicomponent analytes

**PRELIMINARY**

10C - FORM X ARO  
IDENTIFICATION SUMMARY  
FOR MULTICOMPONENT ANALYTES

EPA SAMPLE NO.

E3NG7

Lab Name: MITKEM LABORATORIES Contract: EP-W-05-030  
 Lab Code: MITKEM Case No.: 38897 Mod. Ref No.: SDG No.: E3NF0  
 Lab Sample ID: H1609-18A Date(s) Analyzed: 08/23/2009 08/23/2009  
 Instrument ID (1): E5 Instrument ID (2): E5  
 GC Column(1): CLPPest ID: 0.53 (mm) GC Column(2): CLPPestII ID: 0.53 (MM)

ANALYTE	PEAK	RT	RT WINDOW		CONCENTRATION		%D
			FROM	TO	PEAK	MEAN	
Aroclor-1242	1	4.263	4.034	4.174	2601.1771	2699.656343	
	2	4.395	4.163	4.303	1846.1606		
	3	4.784	4.545	4.685	3651.6313		
	4						
	5						
COLUMN 1	1	4.992	4.513	4.653	3551.4835	3671.334334	36.0
	2	5.138	4.651	4.791	2437.0907		
	3	5.646	5.134	5.274	5025.4288		
	4						
	5						
COLUMN 2	1	5.207	4.339	4.479	1814.7571	2437.176051	
	2	5.433	4.963	5.103	2353.4590		
	3	5.851	5.184	5.324	3143.3121		
	4						
	5						
Aroclor-1248	1	5.786	5.267	5.407	2866.1948	2736.536827	12.3
	2	6.127	5.595	5.735	2827.9408		
	3	6.395	5.854	5.994	2515.4749		
	4						
	5						
COLUMN 1	1	5.160	5.594	5.734	1009.8238	1042.386746	
	2	6.157	6.097	6.237	988.3238		
	3	6.362	6.409	6.549	1129.0127		
	4						
	5						
COLUMN 2	1	6.718	5.795	5.935	1546.3883	1438.647083	38.0
	2	6.840	6.325	6.465	1379.4147		
	3	7.065	7.106	7.246	1390.1383		
	4						
	5						

PRELIMINARY



10C - FORM X ARO  
 IDENTIFICATION SUMMARY  
 FOR MULTICOMPONENT ANALYTES

EPA SAMPLE NO.

E3NG7

Lab Name: MITKEM LABORATORIES Contract: EP-W-05-030  
 Lab Code: MITKEM Case No.: 38897 Mod. Ref No.: SDG No.: E3NF0  
 Lab Sample ID: H1609-18A Date(s) Analyzed: 08/23/2009 08/23/2009  
 Instrument ID (1): E5 Instrument ID (2): E5  
 GC Column(1): CLPPest ID: 0.53 (mm) GC Column(2): CLPPestII ID: 0.53 (MM)

ANALYTE	PEAK	RT	RT WINDOW		CONCENTRATION		%D
			FROM	TO	PEAK	MEAN	
Aroclor-1260	1	6.662	5.791	5.931	809.0942	492.871877	
	2	7.313	7.082	7.222	300.8197		
	3	7.566	7.345	7.485	368.7017		
COLUMN 1	4						
	5						
COLUMN 2	1	7.893	6.754	6.894	399.3144	417.236161	18.1
	2	8.098	7.670	7.810	413.1647		
	3	8.423	7.971	8.111	439.2293		
	4						
	5						

At least 3 peaks for each column are required for identification of multicomponent analytes

PRELIMINARY

10C - FORM X ARO  
IDENTIFICATION SUMMARY  
FOR MULTICOMPONENT ANALYTES

EPA SAMPLE NO.

E3NG8

Lab Name: MITKEM LABORATORIES Contract: EP-W-05-030  
 Lab Code: MITKEM Case No.: 38897 Mod. Ref No.: SDG No.: E3NF0  
 Lab Sample ID: H1609-19A Date(s) Analyzed: 08/23/2009 08/23/2009  
 Instrument ID (1): E5 Instrument ID (2): E5  
 GC Column(1): CLPPest ID: 0.53 (mm) GC Column(2): CLPPestII ID: 0.53 (MM)

ANALYTE	PEAK	RT	RT WINDOW		CONCENTRATION		%D
			FROM	TO	PEAK	MEAN	
Aroclor-1248	1	5.204	4.339	4.479	454.2498	1209.314676	
	2	5.424	4.963	5.103	1122.0461		
	3	5.849	5.184	5.324	2051.6481		
	4						
	5						
COLUMN 1	1	5.784	5.267	5.407	305.1024	541.535359	123.3
	2	6.120	5.595	5.735	809.5728		
	3	6.399	5.854	5.994	509.9310		
	4						
	5						
COLUMN 2	1	5.159	5.594	5.734	582.1710	712.157041	
	2	6.154	6.097	6.237	727.3340		
	3	6.359	6.409	6.549	826.9662		
	4						
	5						
Aroclor-1254	1	6.715	5.795	5.935	1336.7102	1006.672869	41.4
	2	6.838	6.325	6.465	784.4226		
	3	7.063	7.106	7.246	898.8858		
	4						
	5						
COLUMN 1	1	6.659	5.791	5.931	701.6685	340.500399	
	2	7.309	7.082	7.222	133.0899		
	3	7.564	7.345	7.485	186.7428		
	4						
	5						
COLUMN 2	1	7.871	6.754	6.894	357.5374	444.237654	30.5
	2	8.094	7.670	7.810	170.8640		
	3	8.460	7.971	8.111	804.3115		
	4						
	5						

At least 3 peaks for each column are required for identification of multicomponent analytes

PRELIMINARY

10C - FORM X ARO  
 IDENTIFICATION SUMMARY  
 FOR MULTICOMPONENT ANALYTES

EPA SAMPLE NO.

E3NG9

Lab Name: MITKEM LABORATORIES Contract: EP-W-05-030  
 Lab Code: MITKEM Case No.: 38897 Mod. Ref No.: SDG No.: E3NF0  
 Lab Sample ID: H1609-20A Date(s) Analyzed: 08/23/2009 08/23/2009  
 Instrument ID (1): E5 Instrument ID (2): E5  
 GC Column(1): CLPPest ID: 0.53 (mm) GC Column(2): CLPPestII ID: 0.53 (MM)

ANALYTE	PEAK	RT	RT WINDOW		CONCENTRATION		%D
			FROM	TO	PEAK	MEAN	
Aroclor-1248	1	5.208	4.339	4.479	262.8193	901.572392	
	2	5.428	4.963	5.103	813.0131		
COLUMN 1	3	5.852	5.184	5.324	1628.8847		
	4						
	5						
COLUMN 2	1	5.787	5.267	5.407	110.7185		
	2	6.123	5.595	5.735	531.7166		
	3	6.406	5.854	5.994	363.4858		
	4						
	5						
Aroclor-1254	1	5.161	5.594	5.734	419.8476	564.745980	
	2	6.159	6.097	6.237	577.7333		
COLUMN 1	3	6.364	6.409	6.549	696.6570		
	4						
	5						
COLUMN 2	1	6.718	5.795	5.935	705.8179		
	2	6.840	6.325	6.465	728.2307		
	3	7.065	7.106	7.246	738.0235		
	4						
	5						
Aroclor-1260	1	6.665	5.791	5.931	599.4497	296.877981	
	2	7.315	7.082	7.222	128.9232		
COLUMN 1	3	7.568	7.345	7.485	162.2611		
	4						
	5						
COLUMN 2	1	7.874	6.754	6.894	274.0194		
	2	8.100	7.670	7.810	183.7249		
	3	8.432	7.971	8.111	417.2368		
	4						
	5						
					291.660363	1.8	

At least 3 peaks for each column are required for identification of multicomponent analytes

PRELIMINARY



Contract Laboratory Program

### Sample Delivery Group (SDG)

#### Cover Sheet

SDG Number E3NF0

Laboratory Name	<u>Mitkem Laboratories</u>	Lab Code	<u>MITKEM</u>
Contract No.	<u>EP-W-05-030</u>	Case No.	<u>38897</u>
Analysis Price	<u>\$437</u>	SDG Turnaround	<u>21 days with PR</u>

#### EPA Sample Numbers in SDG (Listed in Numerical Order)

01) E3NF0	08) E3NF7	15) E3NG2	22) E3NG9
02) E3NF1	09) E3NF8	16) E3NG3	/
03) E3NF2	10) E3NF9	17) E3NG4	
04) E3NF3	11) E3NG0	18) E3NG5	
05) E3NF4	12) E3NGOMS	19) E3NG6	
06) E3NF5	13) E3NGOMSD	20) E3NG7	
07) E3NF6	14) E3NG1	21) E3NG8	

First Sample in SDG

E3NF0

Last Sample in SDG

E3NG9

First Sample Receipt Date

08/21/2009

Last Sample Receipt Date

08/21/2009

**Note:** There are a maximum of 20 field samples [excluding Performance Evaluation (PE) samples in an SDG. Attach the TR/COC Records to this form in alphanumeric order (the order listed above on this form).

Signature *Agnes R. Huntley*

Date 08/24/2009

Modified Analysis 1760.0



**USEPA Contract Laboratory Program**  
**Organic Traffic Report & Chain of Custody Record**

Case No: 38897  
DAS No: 09CK15  
SDG No: E3NF0

**L**

Date Shipped: 8/20/2009		Sampler Signature: <i>[Signature]</i>	
Carrier Name: FedEx		Received By: <i>[Signature]</i>	
Airbill: 8638 3300 6340		(Date / Time)	
Shipped to: Spectrum Analytical 175 Metro Center Blvd. Warwick RI 02886 (401) 732-3400		8/20/09 17:00	
2		8/21/09 9:35	
3			
4			

**For Lab Use Only**  
Lab Contract No: EP-U-05-030  
Unit Price: \$437  
Transfer To: -  
Lab Contract No: -  
Unit Price: -

ORGANIC SAMPLE No. MATRIX/ SAMPLER CONC/ TYPE ANALYSIS/ TURNAROUND TAG No./ PRESERVATIVE/ Bottles STATION LOCATION SAMPLE COLLECT DATE/TIME INORGANIC SAMPLE No. FOR LAB USE ONLY Sample Condition On Receipt

ORGANIC SAMPLE No.	MATRIX/ SAMPLER	CONC/ TYPE	ANALYSIS/ TURNAROUND	TAG No./ PRESERVATIVE/ Bottles	STATION LOCATION	SAMPLE COLLECT DATE/TIME	INORGANIC SAMPLE No.	FOR LAB USE ONLY Sample Condition On Receipt
E3NE7	Soil/Sediment/ Greene, Raddeman Hodach, Unger, Shekoski	L/G	PAHs (21), PCBs (sed) (21)	5C-096735 (Ice Only), 5C-096736 (Ice Only) (2)	KK-SD027-A	S: 8/20/2009 12:00		
E3NE8	Soil/Sediment/ Greene, Raddeman Hodach, Unger, Shekoski	L/G	PAHs (21), PCBs (sed) (21)	5C-096737 (Ice Only), 5C-096738 (Ice Only) (2)	KK-SD027-B	S: 8/20/2009 12:02		
E3NE9	Soil/Sediment/ Greene, Raddeman Hodach, Unger, Shekoski	L/G	PAHs (21), PCBs (sed) (21)	5C-096739 (Ice Only), 5C-096740 (Ice Only) (2)	KK-SD027-C1	S: 8/20/2009 12:04		
01 E3NF0	Soil/Sediment/ Greene, Raddeman Hodach, Unger, Shekoski	L/G	PAHs (21), PCBs (sed) (21)	5C-096741 (Ice Only), 5C-096742 (Ice Only) (2)	KK-SD027-C2	S: 8/20/2009 12:06		OK
02 E3NF1	Soil/Sediment/ Greene, Raddeman Hodach, Unger, Shekoski	L/G	PAHs (21), PCBs (sed) (21)	5C-096743 (Ice Only), 5C-096744 (Ice Only) (2)	KK-SD027-C3	S: 8/20/2009 12:15		OK
03 E3NF2	Soil/Sediment/ Greene, Raddeman Hodach, Unger, Shekoski	L/G	PAHs (21), PCBs (sed) (21)	5C-096745 (Ice Only), 5C-096746 (Ice Only) (2)	KK-SD027-N	S: 8/20/2009 12:10		OK

**COPY**  
**Original Documents Are Included in CSR E3N2 & E3N3**  
Signed: *[Signature]* Date: 8/21/09

Shipment for Case Complete? N	Sample(s) to be used for laboratory QC: E3NG0	Additional Sampler Signature(s):	Cooler Temperature Upon Receipt: 7°C	Chain of Custody Seal Number: 105469-105470
Analysis Key: PAHs = PAHs, PCBs (sed) = PCBs (sed)	Concentration: L = Low, M = Low/Medium, H = High	Type/Designate: Composite = C, Grab = G	Custody Seal Intact? <input checked="" type="checkbox"/>	Shipment Iced? <input checked="" type="checkbox"/>

**TR Number: 5-264768350-082009-0001**

**LABORATORY COPY**



# USEPA Contract Laboratory Program Organic Traffic Report & Chain of Custody Record

<b>Case No:</b> 38897	<b>SDG No:</b> E3NFO
<b>DAS No:</b> 09CK15	
<b>L</b>	

<b>Date Shipped:</b> 8/20/2009	<b>Sampler Signature:</b> <i>[Signature]</i>
<b>Carrier Name:</b> FedEx	<b>Received By:</b> <i>[Signature]</i> (Date / Time) 9:35 8/21/09
<b>Airbill:</b> 8638 3300 6340	
<b>Shipped to:</b> Spectrum Analytical 175 Metro Center Blvd. Warwick RI 02886 (401) 732-3400	

ORGANIC SAMPLE No.	MATRIX/ SAMPLER	CONC/ TYPE	ANALYSIS/ TURNAROUND	TAG No./ PRESERVATIVE/ Bottles	STATION LOCATION	SAMPLE COLLECT DATE/TIME	FOR LAB USE ONLY SAMPLE No. Sample Condition On Receipt
06 E3NG0	Soil/Sediment/ Greene, Raddeman Hodach, Unger, Shekoshi	L/G	PAHs (21), PCBs (sed) (21)	5C-096761 (Ice Only), 5C-096762 (Ice Only) (2)	KK-SD032-A	14:30	OK
05 E3NG1	Soil/Sediment/ Greene, Raddeman Hodach, Unger, Shekoshi	L/G	PAHs (21), PCBs (sed) (21)	5C-096763 (Ice Only), 5C-096764 (Ice Only) (2)	KK-SD032-B	14:32	
06 E3NG2	Soil/Sediment/ Greene, Raddeman Hodach, Unger, Shekoshi	L/G	PAHs (21), PCBs (sed) (21)	5C-096765 (Ice Only), 5C-096766 (Ice Only) (2)	KK-SD032-C1	14:34	
07 E3NG3	Soil/Sediment/ Greene, Raddeman Hodach, Unger, Shekoshi	L/G	PAHs (21), PCBs (sed) (21)	5C-096767 (Ice Only), 5C-096768 (Ice Only) (2)	KK-SD032-C2	14:36	
08 E3NG4	Soil/Sediment/ Greene, Raddeman Hodach, Unger, Shekoshi	L/G	PAHs (21), PCBs (sed) (21)	5C-096769 (Ice Only), 5C-096770 (Ice Only) (2)	KK-SD032-C2-FD	14:38	
09 E3NG5	Soil/Sediment/ Greene, Raddeman Hodach, Unger, Shekoshi	L/G	PAHs (21), PCBs (sed) (21)	5C-096771 (Ice Only), 5C-096772 (Ice Only) (2)	KK-SD032-C3	14:40	OK

<b>Shipment for Case Complete 7N</b>	<b>Sample(s) to be used for laboratory QC:</b> E3NG0	<b>Additional Sampler Signature(s):</b>	<b>Cooler Temperature Upon Receipt:</b> 7°C	<b>Chain of Custody Seal Number:</b> 105469-105470
<b>Analysis Key:</b> PAHs = PAHs, PCBs (sed) = PCBs (sed)	<b>Concentration:</b> L = Low, M = Low/Medium, H = High	<b>Type/Designate:</b> Composite = C, Grab = G	<b>Custody Seal Intact?</b> 7	<b>Shipment Iced?</b> 7



# USEPA Contract Laboratory Program Organic Traffic Report & Chain of Custody Record

<b>Case No:</b> 38897	<b>FOR LAB USE ONLY</b>
<b>DAS No:</b> 09CK15	
<b>SDG No:</b> E3NFD	<b>L</b>
<b>For Lab Use Only</b>	
<b>Lab Contract No:</b> EP-W-05-030	
<b>Unit Price:</b> \$437	
<b>Transfer To:</b> -	
<b>Lab Contract No:</b> -	
<b>Unit Price:</b> -	

Chain of Custody Record		Sampler Signature	Received By (Date / Time)
Relinquished By	(Date / Time)		
<i>[Signature]</i>	8/20/09 17:00	<i>[Signature]</i>	8/20/09 17:35
2			
3			
4			

<b>ORGANIC SAMPLE No.</b> E3NG6	<b>MATRIX/ SAMPLER</b> Soil/Sediment/ Greene, Raddeman Hodach, Unger, Shekoski	<b>CONC/ TYPE</b> L/G	<b>ANALYSIS/ TURNAROUND</b> PAHs (21), PCBs (sed) (21)	<b>TAG No./ PRESERVATIVE/ Bottles</b> 5C-096773 (Ice Only), 5C-096774 (Ice Only) (2)	<b>STATION LOCATION</b> KK-SD032-N	<b>SAMPLE COLLECT DATE/TIME</b> 8/20/2009 14:42	<b>INORGANIC SAMPLE No.</b>	<b>FOR LAB USE ONLY</b> Sample Condition On Receipt
---------------------------------	--	-----------------------	--	--	------------------------------------	---	-----------------------------	--

16  
1b  
OK

<b>Shipment for Case Complete?</b> 7N	<b>Sample(s) to be used for laboratory QC:</b> E3NG0	<b>Additional Sampler Signature(s):</b>	<b>Cooler Temperature Upon Receipt:</b> 7°C	<b>Chain of Custody Seal Number:</b> 105469-105470
<b>Analysis Key:</b> PAHs = PAHs, PCBs (sed) = PCBs (sed)	<b>Concentration:</b> L = Low, M = Low/Medium, H = High	<b>Type/Designate:</b> Composite = C, Grab = G	<b>Custody Seal Intact?</b> <input checked="" type="checkbox"/>	<b>Shipment Iced?</b> <input checked="" type="checkbox"/>



# USEPA Contract Laboratory Program Organic Traffic Report & Chain of Custody Record

Case No: 38897  
DAS No: 09CK15  
SDG No: E3NPF0

**L**

Date Shipped: 8/20/2009		Sampler Signature: <i>[Signature]</i>	
Carrier Name: FedEx		Received By: <i>[Signature]</i>	
Airbill: 8638 3300 6340		Date / Time: 8/20/09 9:35	
Shipped to: Spectrum Analytical 175 Meiro Center Blvd. Warwick RI 02886 (401) 732-3400		<i>[Signature]</i>	
2		<i>[Signature]</i>	
3		<i>[Signature]</i>	
4		<i>[Signature]</i>	

### Chain of Custody Record

Relinquished By	Date / Time	Sampler Signature	Date / Time
<i>[Signature]</i>	8/20/09 17:10	<i>[Signature]</i>	8/20/09 9:35
2			
3			
4			

ORGANIC SAMPLE No.	MATRIX/ SAMPLER	CONC/ TYPE	ANALYSIS/ TURNAROUND	TAG No./ PRESERVATIVE/ Bottles	STATION LOCATION	SAMPLE COLLECT DATE/TIME	FOR LAB USE ONLY Sample Condition On Receipt
11	Soil/Sediment/ Greene, Raddeman Hodach, Unger, Shekoski	L/G	PAHs (21), PCBs (sed) (21)	5C-096747 (Ice Only), 5C-096748 (Ice Only) (2)	KK-SD028-A	8/20/2009 13:20	OK
12	Soil/Sediment/ Greene, Raddeman Hodach, Unger, Shekoski	L/G	PAHs (21), PCBs (sed) (21)	5C-096749 (Ice Only), 5C-096750 (Ice Only) (2)	KK-SD028-B	8/20/2009 13:22	
13	Soil/Sediment/ Greene, Raddeman Hodach, Unger, Shekoski	L/G	PAHs (21), PCBs (sed) (21)	5C-096751 (Ice Only), 5C-096752 (Ice Only) (2)	KK-SD028-C1	8/20/2009 13:24	
14	Soil/Sediment/ Greene, Raddeman Hodach, Unger, Shekoski	L/G	PAHs (21), PCBs (sed) (21)	5C-096753 (Ice Only), 5C-096754 (Ice Only) (2)	KK-SD028-C1-FD	8/20/2009 13:26	
15	Soil/Sediment/ Greene, Raddeman Hodach, Unger, Shekoski	L/G	PAHs (21), PCBs (sed) (21)	5C-096755 (Ice Only), 5C-096756 (Ice Only) (2)	KK-SD028-C2	8/20/2009 13:28	
16	Soil/Sediment/ Greene, Raddeman Hodach, Unger, Shekoski	L/G	PAHs (21), PCBs (sed) (21)	5C-096757 (Ice Only), 5C-096758 (Ice Only) (2)	KK-SD028-C3	8/20/2009 13:30	OK

Shipment for Case Complete? N	Sample(s) to be used for laboratory QC: E3NH2	Additional Sampler Signature(s):	Cooler Temperature Upon Receipt: 4°C	Chain of Custody Seal Number: 105471-105472
Analysis Key: PAHs = PAHs, PCBs (sed) = PCBs (sed)	Concentration: L = Low, M = Low/Medium, H = High	Type/Designate: Composite = C, Grab = G	Custody Seal Intact? 7	Shipment Iced? 7





**USEPA Contract Laboratory Program  
Organic Traffic Report & Chain of Custody Record**

Case No: 38897  
DAS No: 09CK15  
SDG No: E3NFO

**L**

Date Shipped: 8/20/2009		Sampler Signature: <i>[Signature]</i>	
Carrier Name: FedEx		Received By: <i>[Signature]</i>	
Airbill: 8638 3300 6340		(Date / Time) 9:35	
Shipped to: Spectrum Analytical 175 Metro Center Blvd. Warwick RI 02886 (401) 732-3400		Lab Contract No: EP-W-05-030	
2		Unit Price: \$437	
3		Transfer To: -	
4		Lab Contract No: -	
		Unit Price: -	

ORGANIC SAMPLE No.	MATRIX/ SAMPLER	CONC/ TYPE	ANALYSIS/ TURNAROUND	TAG No./ PRESERVATIVE/ Bottles	STATION LOCATION	SAMPLE DATE/TIME	FOR LAB USE ONLY SAMPLE No. Sample Condition On Receipt
17 E3NF9	Soil/Sediment/ Greene, Raddeman	L/G	PAHs (21), PCBs (sed) (21)	5C-096759 (Ice Only), 5C-096760 (Ice Only) (2)	KK-SD028-N	S: 8/20/2009 13:32	INORGANIC OK
18 E3NG7	Hodach, Unger, Shekosi	L/G	PAHs (21), PCBs (sed) (21)	5C-096775 (Ice Only), 5C-096776 (Ice Only) (2)	KK-SD045-A	S: 8/19/2009 15:00	
19 E3NG8	Raddeman Hodach, Unger, Shekosi	L/G	PAHs (21), PCBs (sed) (21)	5C-096777 (Ice Only), 5C-096778 (Ice Only) (2)	KK-SD045-B	S: 8/19/2009 15:02	
20 E3NG9	Raddeman Hodach, Unger, Shekosi	L/G	PAHs (21), PCBs (sed) (21)	5C-096779 (Ice Only), 5C-096780 (Ice Only) (2)	KK-SD045-C1	S: 8/19/2009 15:04	SDG - Final Sample OK
E3NH0	Raddeman Hodach, Unger, Shekosi	L/G	PAHs (21), PCBs (sed) (21)	5C-096781 (Ice Only), 5C-096782 (Ice Only) (2)	KK-SD045-C2	S: 8/19/2009 15:06	
E3NH1	Raddeman Hodach, Unger, Shekosi	L/G	PAHs (21), PCBs (sed) (21)	5C-096783 (Ice Only), 5C-096784 (Ice Only) (2)	KK-SD045-N	S: 8/19/2009 15:08	

Shipment for Case Complete? N	Sample(s) to be used for laboratory QC: E3NH2	Additional Sampler Signature(s):	Cooler Temperature Upon Receipt: 4°C	Chain of Custody Seal Number: 105471-105472
Analysis Key: PAHs = PAHs, PCBs (sed) = PCBs (sed)	Concentration: L = Low, M = Low/Medium, H = High	Type/Designate: Composite = C, Grab = G	Custody Seal Intact? 4	Shipment Iced? 7

1E - FORM I SV-2  
SEMIVOLATILE ORGANICS ANALYSIS DATA SHEET

EPA SAMPLE NO.

E3NF0

Lab Name: MITKEM LABORATORIES Contract: EP-W-05-030  
 Lab Code: MITKEM Case No.: 38897 Mod. Ref No.: 1760.0 SDG No.: E3NF0  
 Matrix: (SOIL/SED/WATER) SOIL Lab Sample ID: H1609-01A  
 Sample wt/vol: 30.0 (g/mL) G Lab File ID: S3F9328.D  
 Level: (LOW/MED) LOW Extraction: (Type) SONC  
 % Moisture: 39 Decanted: (Y/N) N Date Received: 08/21/2009  
 Concentrated Extract Volume: 500 (uL) Date Extracted: 08/21/2009  
 Injection Volume: 2.0 (uL) GPC Factor: 2.00 Date Analyzed: 08/24/2009  
 GPC Cleanup: (Y/N) Y pH: 7.5 Dilution Factor: 1.0

CAS NO.	COMPOUND	CONCENTRATION UNITS:		Q
		(ug/L or ug/Kg)	UG/KG	
91-20-3	Naphthalene		630	
91-57-6	2-Methylnaphthalene		620	
208-96-8	Acenaphthylene		760	
83-32-9	Acenaphthene		1200	

PRELIMINARY

1E - FORM I SV-2  
SEMIVOLATILE ORGANICS ANALYSIS DATA SHEET

EPA SAMPLE NO.

E3NF0

Lab Name: MITKEM LABORATORIES Contract: EP-W-05-030  
 Lab Code: MITKEM Case No.: 38897 Mod. Ref No.: 1760.0 SDG No.: E3NF0  
 Matrix: (SOIL/SED/WATER) SOIL Lab Sample ID: H1609-01A  
 Sample wt/vol: 30.0 (g/mL) G Lab File ID: S3F9328.D  
 Level: (LOW/MED) LOW Extraction: (Type) SONC  
 % Moisture: 39 Decanted: (Y/N) N Date Received: 08/21/2009  
 Concentrated Extract Volume: 500 (uL) Date Extracted: 08/21/2009  
 Injection Volume: 2.0 (uL) GPC Factor: 2.00 Date Analyzed: 08/24/2009  
 GPC Cleanup: (Y/N) Y pH: 7.5 Dilution Factor: 1.0

CAS NO.	COMPOUND	CONCENTRATION UNITS:	
		ug/L or ug/Kg	UG/KG
86-73-7	Fluorene	2000	
85-01-8	Phenanthrene	11000	E
120-12-7	Anthracene	2700	
206-44-0	Fluoranthene	17000	E
129-00-0	Pyrene	14000	E
56-55-3	Benzo (a) anthracene	10000	E
218-01-9	Chrysene	11000	E
205-99-2	Benzo (b) fluoranthene	12000	E
207-08-9	Benzo (k) fluoranthene	3300	
50-32-8	Benzo (a) pyrene	7200	E
193-39-5	Indeno (1, 2, 3-cd) pyrene	6200	E
53-70-3	Dibenzo (a, h) anthracene	2900	
191-24-2	Benzo (g, h, i) perylene	5900	E

(1) Cannot be separated from Diphenylamine

PRELIMINARY

1D - FORM I SV-1  
SEMIVOLATILE ORGANICS ANALYSIS DATA SHEET

EPA SAMPLE NO.

E3NF1

Lab Name: MITKEM LABORATORIES Contract: EP-W-05-030  
 Lab Code: MITKEM Case No.: 38897 Mod. Ref No.: 1760.0 SDG No.: E3NF0  
 Matrix: (SOIL/SED/WATER) SOIL Lab Sample ID: H1609-02A  
 Sample wt/vol: 30.0 (g/mL) G Lab File ID: S3F9329.D  
 Level: (LOW/MED) LOW Extraction: (Type) SONC  
 % Moisture: 34 Decanted: (Y/N) N Date Received: 08/21/2009  
 Concentrated Extract Volume: 500 (uL) Date Extracted: 08/21/2009  
 Injection Volume: 2.0 (uL) GPC Factor: 2.00 Date Analyzed: 08/24/2009  
 GPC Cleanup: (Y/N) Y pH: 7.6 Dilution Factor: 1.0

CAS NO.	COMPOUND	CONCENTRATION UNITS:	
		(ug/L or ug/Kg)	UG/KG
91-20-3	Naphthalene		880
91-57-6	2-Methylnaphthalene		1100
208-96-8	Acenaphthylene		610
83-32-9	Acenaphthene		2400

PRELIMINARY

1E - FORM I SV-2  
SEMIVOLATILE ORGANICS ANALYSIS DATA SHEET

EPA SAMPLE NO.

E3NF1

Lab Name: MITKEM LABORATORIES Contract: EP-W-05-030  
 Lab Code: MITKEM Case No.: 38897 Mod. Ref No.: 1760.0 SDG No.: E3NF0  
 Matrix: (SOIL/SED/WATER) SOIL Lab Sample ID: H1609-02A  
 Sample wt/vol: 30.0 (g/mL) G Lab File ID: S3F9329.D  
 Level: (LOW/MED) LOW Extraction: (Type) SONC  
 % Moisture: 34 Decanted: (Y/N) N Date Received: 08/21/2009  
 Concentrated Extract Volume: 500 (uL) Date Extracted: 08/21/2009  
 Injection Volume: 2.0 (uL) GPC Factor: 2.00 Date Analyzed: 08/24/2009  
 GPC Cleanup: (Y/N) Y pH: 7.6 Dilution Factor: 1.0

CAS NO.	COMPOUND	CONCENTRATION UNITS:	
		UG/KG	Q
86-73-7	Fluorene	3300	
85-01-8	Phenanthrene	12000	E
120-12-7	Anthracene	4300	E
206-44-0	Fluoranthene	16000	E
129-00-0	Pyrene	12000	E
56-55-3	Benzo(a)anthracene	10000	E
218-01-9	Chrysene	8400	E
205-99-2	Benzo(b)fluoranthene	10000	E
207-08-9	Benzo(k)fluoranthene	3200	
50-32-8	Benzo(a)pyrene	7100	E
193-39-5	Indeno(1,2,3-cd)pyrene	5100	E
53-70-3	Dibenzo(a,h)anthracene	2100	
191-24-2	Benzo(g,h,i)perylene	4900	E

(1) Cannot be separated from Diphenylamine

**PRELIMINARY**

SOM01.2 (6/2007)

1D - FORM I SV-1  
SEMIVOLATILE ORGANICS ANALYSIS DATA SHEET

EPA SAMPLE NO.

E3NF2

Lab Name: MITKEM LABORATORIES Contract: EP-W-05-030  
 Lab Code: MITKEM Case No.: 38897 Mod. Ref No.: 1760.0 SDG No.: E3NF0  
 Matrix: (SOIL/SED/WATER) SOIL Lab Sample ID: H1609-03A  
 Sample wt/vol: 30.0 (g/mL) G Lab File ID: S3F9347.D  
 Level: (LOW/MED) LOW Extraction: (Type) SONC  
 % Moisture: 30 Decanted: (Y/N) N Date Received: 08/21/2009  
 Concentrated Extract Volume: 500 (uL) Date Extracted: 08/21/2009  
 Injection Volume: 2.0 (uL) GPC Factor: 2.00 Date Analyzed: 08/24/2009  
 GPC Cleanup: (Y/N) Y pH: 7.7 Dilution Factor: 1.0

CAS NO.	COMPOUND	CONCENTRATION UNITS:	
		UG/KG (ug/L or ug/Kg)	Q
91-20-3	Naphthalene	240	U
91-57-6	2-Methylnaphthalene	240	U
208-96-8	Acenaphthylene	130	J
83-32-9	Acenaphthene	63	J

PRELIMINARY

1E - FORM I SV-2  
SEMIVOLATILE ORGANICS ANALYSIS DATA SHEET

EPA SAMPLE NO.

E3NF2

Lab Name: MITKEM LABORATORIES Contract: EP-W-05-030  
 Lab Code: MITKEM Case No.: 38897 Mod. Ref No.: 1760.0 SDG No.: E3NF0  
 Matrix: (SOIL/SED/WATER) SOIL Lab Sample ID: H1609-03A  
 Sample wt/vol: 30.0 (g/mL) G Lab File ID: S3F9347.D  
 Level: (LOW/MED) LOW Extraction: (Type) SONC  
 % Moisture: 30 Decanted: (Y/N) N Date Received: 08/21/2009  
 Concentrated Extract Volume: 500 (uL) Date Extracted: 08/21/2009  
 Injection Volume: 2.0 (uL) GPC Factor: 2.00 Date Analyzed: 08/24/2009  
 GPC Cleanup: (Y/N) Y pH: 7.7 Dilution Factor: 1.0

CAS NO.	COMPOUND	CONCENTRATION UNITS:	
		(ug/L or ug/Kg)	UG/KG
86-73-7	Fluorene	80	J
85-01-8	Phenanthrene	350	
120-12-7	Anthracene	85	J
206-44-0	Fluoranthene	520	
129-00-0	Pyrene	340	
56-55-3	Benzo (a) anthracene	190	J
218-01-9	Chrysene	230	J
205-99-2	Benzo (b) fluoranthene	240	J
207-08-9	Benzo (k) fluoranthene	85	J
50-32-8	Benzo (a) pyrene	170	J
193-39-5	Indeno (1, 2, 3-cd) pyrene	96	J
53-70-3	Dibenzo (a, h) anthracene	240	U
191-24-2	Benzo (g, h, i) perylene	130	J

(1) Cannot be separated from Diphenylamine

PRELIMINARY

SOM01.2 (6/2007)

1D - FORM I SV-1  
SEMIVOLATILE ORGANICS ANALYSIS DATA SHEET

EPA SAMPLE NO.

E3NF3

Lab Name: MITKEM LABORATORIES Contract: EP-W-05-030  
 Lab Code: MITKEM Case No.: 38897 Mod. Ref No.: 1760.0 SDG No.: E3NF0  
 Matrix: (SOIL/SED/WATER) SOIL Lab Sample ID: H1609-11A  
 Sample wt/vol: 30.0 (g/mL) G Lab File ID: S3F9336.D  
 Level: (LOW/MED) LOW Extraction: (Type) SONC  
 % Moisture: 39 Decanted: (Y/N) N Date Received: 08/21/2009  
 Concentrated Extract Volume: 500 (uL) Date Extracted: 08/21/2009  
 Injection Volume: 2.0 (uL) GPC Factor: 2.00 Date Analyzed: 08/24/2009  
 GPC Cleanup: (Y/N) Y pH: 7.3 Dilution Factor: 1.0

CAS NO.	COMPOUND	CONCENTRATION UNITS:		Q
		(ug/L or ug/Kg)	UG/KG	
91-20-3	Naphthalene		160	J
91-57-6	2-Methylnaphthalene		290	
208-96-8	Acenaphthylene		610	
83-32-9	Acenaphthene		760	

PRELIMINARY



1E - FORM I SV-2  
SEMIVOLATILE ORGANICS ANALYSIS DATA SHEET

EPA SAMPLE NO.

E3NF3

Lab Name: MITKEM LABORATORIES Contract: EP-W-05-030  
 Lab Code: MITKEM Case No.: 38897 Mod. Ref No.: 1760.0 SDG No.: E3NF0  
 Matrix: (SOIL/SED/WATER) SOIL Lab Sample ID: H1609-11A  
 Sample wt/vol: 30.0 (g/mL) G Lab File ID: S3F9336.D  
 Level: (LOW/MED) LOW Extraction: (Type) SONC  
 % Moisture: 39 Decanted: (Y/N) N Date Received: 08/21/2009  
 Concentrated Extract Volume: 500 (uL) Date Extracted: 08/21/2009  
 Injection Volume: 2.0 (uL) GPC Factor: 2.00 Date Analyzed: 08/24/2009  
 GPC Cleanup: (Y/N) Y pH: 7.3 Dilution Factor: 1.0

CAS NO.	COMPOUND	CONCENTRATION UNITS:		Q
		(ug/L or ug/Kg)	UG/KG	
86-73-7	Fluorene		1400	
85-01-8	Phenanthrene		9100	E
120-12-7	Anthracene		2500	
206-44-0	Fluoranthene		16000	E
129-00-0	Pyrene		10000	E
56-55-3	Benzo(a)anthracene		6300	E
218-01-9	Chrysene		8300	E
205-99-2	Benzo(b)fluoranthene		9900	E
207-08-9	Benzo(k)fluoranthene		2600	
50-32-8	Benzo(a)pyrene		5700	E
193-39-5	Indeno(1,2,3-cd)pyrene		4100	
53-70-3	Dibenzo(a,h)anthracene		1600	
191-24-2	Benzo(g,h,i)perylene		4000	

(1) Cannot be separated from Diphenylamine

PRELIMINARY

SOM01.2 (6/2007)

1D - FORM I SV-1  
SEMIVOLATILE ORGANICS ANALYSIS DATA SHEET

EPA SAMPLE NO.

E3NF4

Lab Name: MITKEM LABORATORIES Contract: EP-W-05-030  
 Lab Code: MITKEM Case No.: 38897 Mod. Ref No.: 1760.0 SDG No.: E3NF0  
 Matrix: (SOIL/SED/WATER) SOIL Lab Sample ID: H1609-12A  
 Sample wt/vol: 30.0 (g/mL) G Lab File ID: S3F9337.D  
 Level: (LOW/MED) LOW Extraction: (Type) SONC  
 % Moisture: 41 Decanted: (Y/N) N Date Received: 08/21/2009  
 Concentrated Extract Volume: 500 (uL) Date Extracted: 08/21/2009  
 Injection Volume: 2.0 (uL) GPC Factor: 2.00 Date Analyzed: 08/24/2009  
 GPC Cleanup: (Y/N) Y pH: 7.4 Dilution Factor: 1.0

CAS NO.	COMPOUND	CONCENTRATION UNITS:		Q
		(ug/L or ug/Kg)	UG/KG	
91-20-3	Naphthalene		460	
91-57-6	2-Methylnaphthalene		940	
208-96-8	Acenaphthylene		1000	
83-32-9	Acenaphthene		1900	

PRELIMINARY

1E - FORM I SV-2  
SEMIVOLATILE ORGANICS ANALYSIS DATA SHEET

EPA SAMPLE NO.

E3NF4

Lab Name: MITKEM LABORATORIES Contract: EP-W-05-030  
 Lab Code: MITKEM Case No.: 38897 Mod. Ref No.: 1760.0 SDG No.: E3NF0  
 Matrix: (SOIL/SED/WATER) SOIL Lab Sample ID: H1609-12A  
 Sample wt/vol: 30.0 (g/mL) G Lab File ID: S3F9337.D  
 Level: (LOW/MED) LOW Extraction: (Type) SONC  
 % Moisture: 41 Decanted: (Y/N) N Date Received: 08/21/2009  
 Concentrated Extract Volume: 500 (uL) Date Extracted: 08/21/2009  
 Injection Volume: 2.0 (uL) GPC Factor: 2.00 Date Analyzed: 08/24/2009  
 GPC Cleanup: (Y/N) Y pH: 7.4 Dilution Factor: 1.0

CAS NO.	COMPOUND	CONCENTRATION UNITS:	
		ug/L or ug/Kg	ug/Kg
86-73-7	Fluorene	4200	
85-01-8	Phenanthrene	18000	E
120-12-7	Anthracene	5700	E
206-44-0	Fluoranthene	25000	E
129-00-0	Pyrene	20000	E
56-55-3	Benzo(a)anthracene	13000	E
218-01-9	Chrysene	13000	E
205-99-2	Benzo(b)fluoranthene	18000	E
207-08-9	Benzo(k)fluoranthene	4600	E
50-32-8	Benzo(a)pyrene	9000	E
193-39-5	Indeno(1,2,3-cd)pyrene	6800	E
53-70-3	Dibenzo(a,h)anthracene	2500	
191-24-2	Benzo(g,h,i)perylene	6700	E

(1) Cannot be separated from Diphenylamine

PRELIMINARY

SOM01.2 (6/2007)

1D - FORM I SV-1  
SEMIVOLATILE ORGANICS ANALYSIS DATA SHEET

EPA SAMPLE NO.

E3NF5

Lab Name: MITKEM LABORATORIES Contract: EP-W-05-030  
 Lab Code: MITKEM Case No.: 38897 Mod. Ref No.: 1760.0 SDG No.: E3NF0  
 Matrix: (SOIL/SED/WATER) SOIL Lab Sample ID: H1609-13A  
 Sample wt/vol: 30.0 (g/mL) G Lab File ID: S3F9338.D  
 Level: (LOW/MED) LOW Extraction: (Type) SONC  
 % Moisture: 39 Decanted: (Y/N) N Date Received: 08/21/2009  
 Concentrated Extract Volume: 500 (uL) Date Extracted: 08/21/2009  
 Injection Volume: 2.0 (uL) GPC Factor: 2.00 Date Analyzed: 08/24/2009  
 GPC Cleanup: (Y/N) Y pH: 7.4 Dilution Factor: 1.0

CAS NO.	COMPOUND	CONCENTRATION UNITS:		Q
		(ug/L or ug/Kg)	UG/KG	
91-20-3	Naphthalene		470	
91-57-6	2-Methylnaphthalene		1100	
208-96-8	Acenaphthylene		960	
83-32-9	Acenaphthene		2300	

PRELIMINARY

SOM01.2 (6/2007)

1E - FORM I SV-2  
SEMIVOLATILE ORGANICS ANALYSIS DATA SHEET

EPA SAMPLE NO.

E3NF5

Lab Name: MITKEM LABORATORIES Contract: EP-W-05-030  
 Lab Code: MITKEM Case No.: 38897 Mod. Ref No.: 1760.0 SDG No.: E3NF0  
 Matrix: (SOIL/SED/WATER) SOIL Lab Sample ID: H1609-13A  
 Sample wt/vol: 30.0 (g/mL) G Lab File ID: S3F9338.D  
 Level: (LOW/MED) LOW Extraction: (Type) SONC  
 % Moisture: 39 Decanted: (Y/N) N Date Received: 08/21/2009  
 Concentrated Extract Volume: 500 (uL) Date Extracted: 08/21/2009  
 Injection Volume: 2.0 (uL) GPC Factor: 2.00 Date Analyzed: 08/24/2009  
 GPC Cleanup: (Y/N) Y pH: 7.4 Dilution Factor: 1.0

CAS NO.	COMPOUND	CONCENTRATION UNITS: <u>UG/KG</u> (ug/L or ug/Kg)	<u>Q</u>
86-73-7	Fluorene	4500	E
85-01-8	Phenanthrene	23000	E
120-12-7	Anthracene	6500	E
206-44-0	Fluoranthene	32000	E
129-00-0	Pyrene	28000	E
56-55-3	Benzo(a)anthracene	17000	E
218-01-9	Chrysene	17000	E
205-99-2	Benzo(b)fluoranthene	20000	E
207-08-9	Benzo(k)fluoranthene	5200	E
50-32-8	Benzo(a)pyrene	12000	E
193-39-5	Indeno(1,2,3-cd)pyrene	7900	E
53-70-3	Dibenzo(a,h)anthracene	3400	
191-24-2	Benzo(g,h,i)perylene	8000	E

(1) Cannot be separated from Diphenylamine

PRELIMINARY

1D - FORM I SV-1  
SEMIVOLATILE ORGANICS ANALYSIS DATA SHEET

EPA SAMPLE NO.

E3NF6

Lab Name: MITKEM LABORATORIES Contract: EP-W-05-030  
 Lab Code: MITKEM Case No.: 38897 Mod. Ref No.: 1760.0 SDG No.: E3NF0  
 Matrix: (SOIL/SED/WATER) SOIL Lab Sample ID: H1609-14A  
 Sample wt/vol: 30.0 (g/mL) G Lab File ID: S3F9339.D  
 Level: (LOW/MED) LOW Extraction: (Type) SONC  
 % Moisture: 38 Decanted: (Y/N) N Date Received: 08/21/2009  
 Concentrated Extract Volume: 500 (uL) Date Extracted: 08/21/2009  
 Injection Volume: 2.0 (uL) GPC Factor: 2.00 Date Analyzed: 08/24/2009  
 GPC Cleanup: (Y/N) Y pH: 7.6 Dilution Factor: 1.0

CAS NO.	COMPOUND	CONCENTRATION UNITS:	
		(ug/L or ug/Kg)	UG/KG
91-20-3	Naphthalene	260	J
91-57-6	2-Methylnaphthalene	550	
208-96-8	Acenaphthylene	700	
83-32-9	Acenaphthene	1200	

PRELIMINARY

1E - FORM I SV-2  
SEMIVOLATILE ORGANICS ANALYSIS DATA SHEET

EPA SAMPLE NO.

E3NF6

Lab Name: MITKEM LABORATORIES Contract: EP-W-05-030  
 Lab Code: MITKEM Case No.: 38897 Mod. Ref No.: 1760.0 SDG No.: E3NF0  
 Matrix: (SOIL/SED/WATER) SOIL Lab Sample ID: H1609-14A  
 Sample wt/vol: 30.0 (g/mL) G Lab File ID: S3F9339.D  
 Level: (LOW/MED) LOW Extraction: (Type) SONC  
 % Moisture: 38 Decanted: (Y/N) N Date Received: 08/21/2009  
 Concentrated Extract Volume: 500 (uL) Date Extracted: 08/21/2009  
 Injection Volume: 2.0 (uL) GPC Factor: 2.00 Date Analyzed: 08/24/2009  
 GPC Cleanup: (Y/N) Y pH: 7.6 Dilution Factor: 1.0

CAS NO.	COMPOUND	CONCENTRATION UNITS:		Q
		(ug/L or ug/Kg)	UG/KG	
86-73-7	Fluorene		2200	
85-01-8	Phenanthrene		15000	E
120-12-7	Anthracene		3600	
206-44-0	Fluoranthene		24000	E
129-00-0	Pyrene		18000	E
56-55-3	Benzo(a)anthracene		9400	E
218-01-9	Chrysene		12000	E
205-99-2	Benzo(b)fluoranthene		15000	E
207-08-9	Benzo(k)fluoranthene		5900	E
50-32-8	Benzo(a)pyrene		8200	E
193-39-5	Indeno(1,2,3-cd)pyrene		5700	E
53-70-3	Dibenzo(a,h)anthracene		2200	
191-24-2	Benzo(g,h,i)perylene		6100	E

(1) Cannot be separated from Diphenylamine

PRELIMINARY

1D - FORM I SV-1  
SEMIVOLATILE ORGANICS ANALYSIS DATA SHEET

EPA SAMPLE NO.

E3NF7

Lab Name: MITKEM LABORATORIES Contract: EP-W-05-030  
 Lab Code: MITKEM Case No.: 38897 Mod. Ref No.: 1760.0 SDG No.: E3NF0  
 Matrix: (SOIL/SED/WATER) SOIL Lab Sample ID: H1609-15A  
 Sample wt/vol: 30.0 (g/mL) G Lab File ID: S3F9340.D  
 Level: (LOW/MED) LOW Extraction: (Type) SONC  
 % Moisture: 37 Decanted: (Y/N) N Date Received: 08/21/2009  
 Concentrated Extract Volume: 500 (uL) Date Extracted: 08/21/2009  
 Injection Volume: 2.0 (uL) GPC Factor: 2.00 Date Analyzed: 08/24/2009  
 GPC Cleanup: (Y/N) Y pH: 7.5 Dilution Factor: 1.0

CAS NO.	COMPOUND	CONCENTRATION UNITS:	
		(ug/L or ug/Kg)	UG/KG
91-20-3	Naphthalene	210	J
91-57-6	2-Methylnaphthalene	250	J
208-96-8	Acenaphthylene	350	
83-32-9	Acenaphthene	580	

PRELIMINARY



1E - FORM I SV-2  
SEMIVOLATILE ORGANICS ANALYSIS DATA SHEET

EPA SAMPLE NO.

E3NF7

Lab Name: MITKEM LABORATORIES Contract: EP-W-05-030  
 Lab Code: MITKEM Case No.: 38897 Mod. Ref No.: 1760.0 SDG No.: E3NF0  
 Matrix: (SOIL/SED/WATER) SOIL Lab Sample ID: H1609-15A  
 Sample wt/vol: 30.0 (g/mL) G Lab File ID: S3F9340.D  
 Level: (LOW/MED) LOW Extraction: (Type) SONC  
 % Moisture: 37 Decanted: (Y/N) N Date Received: 08/21/2009  
 Concentrated Extract Volume: 500 (uL) Date Extracted: 08/21/2009  
 Injection Volume: 2.0 (uL) GPC Factor: 2.00 Date Analyzed: 08/24/2009  
 GPC Cleanup: (Y/N) Y pH: 7.5 Dilution Factor: 1.0

CAS NO.	COMPOUND	CONCENTRATION UNITS:		Q
		(ug/L or ug/Kg)	UG/KG	
86-73-7	Fluorene		990	
85-01-8	Phenanthrene		6900	E
120-12-7	Anthracene		1500	
206-44-0	Fluoranthene		12000	E
129-00-0	Pyrene		8300	E
56-55-3	Benzo(a)anthracene		4800	E
218-01-9	Chrysene		5800	E
205-99-2	Benzo(b)fluoranthene		6800	E
207-08-9	Benzo(k)fluoranthene		2300	
50-32-8	Benzo(a)pyrene		4100	
193-39-5	Indeno(1,2,3-cd)pyrene		2500	
53-70-3	Dibenzo(a,h)anthracene		1100	
191-24-2	Benzo(g,h,i)perylene		2600	

(1) Cannot be separated from Diphenylamine

PRELIMINARY

SOM01.2 (6/2007)

1D - FORM I SV-1  
SEMIVOLATILE ORGANICS ANALYSIS DATA SHEET

EPA SAMPLE NO.

E3NF8

Lab Name: MITKEM LABORATORIES Contract: EP-W-05-030  
 Lab Code: MITKEM Case No.: 38897 Mod. Ref No.: 1760.0 SDG No.: E3NF0  
 Matrix: (SOIL/SED/WATER) SOIL Lab Sample ID: H1609-16A  
 Sample wt/vol: 30.0 (g/mL) G Lab File ID: S3F9341.D  
 Level: (LOW/MED) LOW Extraction: (Type) SONC  
 % Moisture: 38 Decanted: (Y/N) N Date Received: 08/21/2009  
 Concentrated Extract Volume: 500 (uL) Date Extracted: 08/21/2009  
 Injection Volume: 2.0 (uL) GPC Factor: 2.00 Date Analyzed: 08/24/2009  
 GPC Cleanup: (Y/N) Y pH: 7.7 Dilution Factor: 1.0

CAS NO.	COMPOUND	CONCENTRATION UNITS:	
		(ug/L or ug/Kg)	UG/KG
91-20-3	Naphthalene		430
91-57-6	2-Methylnaphthalene		380
208-96-8	Acenaphthylene		510
83-32-9	Acenaphthene		1200

PRELIMINARY

1E - FORM I SV-2  
SEMIVOLATILE ORGANICS ANALYSIS DATA SHEET

EPA SAMPLE NO.

E3NF8

Lab Name: MITKEM LABORATORIES Contract: EP-W-05-030  
 Lab Code: MITKEM Case No.: 38897 Mod. Ref No.: 1760.0 SDG No.: E3NF0  
 Matrix: (SOIL/SED/WATER) SOIL Lab Sample ID: H1609-16A  
 Sample wt/vol: 30.0 (g/mL) G Lab File ID: S3F9341.D  
 Level: (LOW/MED) LOW Extraction: (Type) SONC  
 % Moisture: 38 Decanted: (Y/N) N Date Received: 08/21/2009  
 Concentrated Extract Volume: 500 (uL) Date Extracted: 08/21/2009  
 Injection Volume: 2.0 (uL) GPC Factor: 2.00 Date Analyzed: 08/24/2009  
 GPC Cleanup: (Y/N) Y pH: 7.7 Dilution Factor: 1.0

CAS NO.	COMPOUND	CONCENTRATION UNITS:		Q
		(ug/L or ug/Kg)	UG/KG	
86-73-7	Fluorene		1900	
85-01-8	Phenanthrene		11000	E
120-12-7	Anthracene		2800	
206-44-0	Fluoranthene		17000	E
129-00-0	Pyrene		9800	E
56-55-3	Benzo(a)anthracene		6600	E
218-01-9	Chrysene		6600	E
205-99-2	Benzo(b)fluoranthene		8400	E
207-08-9	Benzo(k)fluoranthene		3300	
50-32-8	Benzo(a)pyrene		5600	E
193-39-5	Indeno(1,2,3-cd)pyrene		3200	
53-70-3	Dibenzo(a,h)anthracene		1500	
191-24-2	Benzo(g,h,i)perylene		3300	

(1) Cannot be separated from Diphenylamine

PRELIMINARY

1D - FORM I SV-1  
SEMIVOLATILE ORGANICS ANALYSIS DATA SHEET

EPA SAMPLE NO.

E3NF9

Lab Name: MITKEM LABORATORIES Contract: EP-W-05-030  
 Lab Code: MITKEM Case No.: 38897 Mod. Ref No.: 1760.0 SDG No.: E3NF0  
 Matrix: (SOIL/SED/WATER) SOIL Lab Sample ID: H1609-17A  
 Sample wt/vol: 30.0 (g/mL) G Lab File ID: S2F9575.D  
 Level: (LOW/MED) LOW Extraction: (Type) SONC  
 % Moisture: 37 Decanted: (Y/N) N Date Received: 08/21/2009  
 Concentrated Extract Volume: 500 (uL) Date Extracted: 08/21/2009  
 Injection Volume: 2.0 (uL) GPC Factor: 2.00 Date Analyzed: 08/24/2009  
 GPC Cleanup: (Y/N) Y pH: 7.7 Dilution Factor: 1.0

CAS NO.	COMPOUND	CONCENTRATION UNITS:	
		(ug/L or ug/Kg)	UG/KG
91-20-3	Naphthalene	270	U
91-57-6	2-Methylnaphthalene	270	U
208-96-8	Acenaphthylene	270	U
83-32-9	Acenaphthene	270	U

PRELIMINARY

1E - FORM I SV-2  
SEMIVOLATILE ORGANICS ANALYSIS DATA SHEET

EPA SAMPLE NO.

E3NF9

Lab Name: MITKEM LABORATORIES Contract: EP-W-05-030  
 Lab Code: MITKEM Case No.: 38897 Mod. Ref No.: 1760.0 SDG No.: E3NF0  
 Matrix: (SOIL/SED/WATER) SOIL Lab Sample ID: H1609-17A  
 Sample wt/vol: 30.0 (g/mL) G Lab File ID: S2F9575.D  
 Level: (LOW/MED) LOW Extraction: (Type) SONC  
 % Moisture: 37 Decanted: (Y/N) N Date Received: 08/21/2009  
 Concentrated Extract Volume: 500 (uL) Date Extracted: 08/21/2009  
 Injection Volume: 2.0 (uL) GPC Factor: 2.00 Date Analyzed: 08/24/2009  
 GPC Cleanup: (Y/N) Y pH: 7.7 Dilution Factor: 1.0

CAS NO.	COMPOUND	CONCENTRATION UNITS:	
		(ug/L or ug/Kg)	UG/KG
86-73-7	Fluorene	270	U
85-01-8	Phenanthrene	270	U
120-12-7	Anthracene	270	U
206-44-0	Fluoranthene	270	U
129-00-0	Pyrene	270	U
56-55-3	Benzo(a)anthracene	270	U
218-01-9	Chrysene	270	U
205-99-2	Benzo(b)fluoranthene	270	U
207-08-9	Benzo(k)fluoranthene	270	U
50-32-8	Benzo(a)pyrene	270	U
193-39-5	Indeno(1,2,3-cd)pyrene	270	U
53-70-3	Dibenzo(a,h)anthracene	270	U
191-24-2	Benzo(g,h,i)perylene	270	U

(1) Cannot be separated from Diphenylamine

PRELIMINARY

SOM01.2 (6/2007)

1D - FORM I SV-1  
SEMIVOLATILE ORGANICS ANALYSIS DATA SHEET

EPA SAMPLE NO.

E3NG0

Lab Name: MITKEM LABORATORIES Contract: EP-W-05-030  
 Lab Code: MITKEM Case No.: 38897 Mod. Ref No.: 1760.0 SDG No.: E3NF0  
 Matrix: (SOIL/SED/WATER) SOIL Lab Sample ID: H1609-04A  
 Sample wt/vol: 30.0 (g/mL) G Lab File ID: S3F9330.D  
 Level: (LOW/MED) LOW Extraction: (Type) SONC  
 % Moisture: 40 Decanted: (Y/N) N Date Received: 08/21/2009  
 Concentrated Extract Volume: 500 (uL) Date Extracted: 08/21/2009  
 Injection Volume: 2.0 (uL) GPC Factor: 2.00 Date Analyzed: 08/24/2009  
 GPC Cleanup: (Y/N) Y pH: 7.2 Dilution Factor: 1.0

CAS NO.	COMPOUND	CONCENTRATION UNITS:		Q
		(ug/L or ug/Kg)	UG/KG	
91-20-3	Naphthalene		140	J
91-57-6	2-Methylnaphthalene		500	
208-96-8	Acenaphthylene		1100	
83-32-9	Acenaphthene		1100	

PRELIMINARY

1E - FORM I SV-2  
SEMIVOLATILE ORGANICS ANALYSIS DATA SHEET

EPA SAMPLE NO.

E3NG0

Lab Name: MITKEM LABORATORIES Contract: EP-W-05-030  
 Lab Code: MITKEM Case No.: 38897 Mod. Ref No.: 1760.0 SDG No.: E3NF0  
 Matrix: (SOIL/SED/WATER) SOIL Lab Sample ID: H1609-04A  
 Sample wt/vol: 30.0 (g/mL) G Lab File ID: S3F9330.D  
 Level: (LOW/MED) LOW Extraction: (Type) SONC  
 % Moisture: 40 Decanted: (Y/N) N Date Received: 08/21/2009  
 Concentrated Extract Volume: 500 (uL) Date Extracted: 08/21/2009  
 Injection Volume: 2.0 (uL) GPC Factor: 2.00 Date Analyzed: 08/24/2009  
 GPC Cleanup: (Y/N) Y pH: 7.2 Dilution Factor: 1.0

CAS NO.	COMPOUND	CONCENTRATION UNITS:	
		ug/L or ug/Kg	UG/KG
86-73-7	Fluorene	2400	Q
85-01-8	Phenanthrene	12000	E
120-12-7	Anthracene	3800	
206-44-0	Fluoranthene	17000	E
129-00-0	Pyrene	12000	E
56-55-3	Benzo(a)anthracene	9300	E
218-01-9	Chrysene	9800	E
205-99-2	Benzo(b)fluoranthene	11000	E
207-08-9	Benzo(k)fluoranthene	3200	
50-32-8	Benzo(a)pyrene	7000	E
193-39-5	Indeno(1,2,3-cd)pyrene	5100	E
53-70-3	Dibenzo(a,h)anthracene	2400	
191-24-2	Benzo(g,h,i)perylene	4700	E

(1) Cannot be separated from Diphenylamine

PRELIMINARY

1D - FORM I SV-1  
SEMIVOLATILE ORGANICS ANALYSIS DATA SHEET

EPA SAMPLE NO.

E3NGOMS

Lab Name: MITKEM LABORATORIES Contract: EP-W-05-030  
 Lab Code: MITKEM Case No.: 38897 Mod. Ref No.: 1760.0 SDG No.: E3NF0  
 Matrix: (SOIL/SED/WATER) SOIL Lab Sample ID: H1609-04AMS  
 Sample wt/vol: 30.0 (g/mL) G Lab File ID: S3F9345.D  
 Level: (LOW/MED) LOW Extraction: (Type) SONC  
 % Moisture: 40 Decanted: (Y/N) N Date Received: 08/21/2009  
 Concentrated Extract Volume: 500 (uL) Date Extracted: 08/21/2009  
 Injection Volume: 2.0 (uL) GPC Factor: 2.00 Date Analyzed: 08/24/2009  
 GPC Cleanup: (Y/N) Y pH: 7.2 Dilution Factor: 1.0

CAS NO.	COMPOUND	CONCENTRATION UNITS:	
		ug/L or ug/Kg	UG/KG
91-20-3	Naphthalene	220	J
91-57-6	2-Methylnaphthalene	810	
208-96-8	Acenaphthylene	1600	
83-32-9	Acenaphthene	3000	

PRELIMINARY



1E - FORM I SV-2  
SEMIVOLATILE ORGANICS ANALYSIS DATA SHEET

EPA SAMPLE NO.

E3NGOMS

Lab Name: MITKEM LABORATORIES Contract: EP-W-05-030  
 Lab Code: MITKEM Case No.: 38897 Mod. Ref No.: 1760.0 SDG No.: E3NF0  
 Matrix: (SOIL/SED/WATER) SOIL Lab Sample ID: H1609-04AMS  
 Sample wt/vol: 30.0 (g/mL) G Lab File ID: S3F9345.D  
 Level: (LOW/MED) LOW Extraction: (Type) SONC  
 % Moisture: 40 Decanted: (Y/N) N Date Received: 08/21/2009  
 Concentrated Extract Volume: 500 (uL) Date Extracted: 08/21/2009  
 Injection Volume: 2.0 (uL) GPC Factor: 2.00 Date Analyzed: 08/24/2009  
 GPC Cleanup: (Y/N) Y pH: 7.2 Dilution Factor: 1.0

CAS NO.	COMPOUND	CONCENTRATION UNITS:		Q
		(ug/L or ug/Kg)	UG/KG	
86-73-7	Fluorene		3800	
85-01-8	Phenanthrene		21000	E
120-12-7	Anthracene		6000	E
206-44-0	Fluoranthene		31000	E
129-00-0	Pyrene		24000	E
56-55-3	Benzo(a)anthracene		14000	E
218-01-9	Chrysene		17000	E
205-99-2	Benzo(b)fluoranthene		19000	E
207-08-9	Benzo(k)fluoranthene		6600	E
50-32-8	Benzo(a)pyrene		11000	E
193-39-5	Indeno(1,2,3-cd)pyrene		7000	E
53-70-3	Dibenzo(a,h)anthracene		3000	
191-24-2	Benzo(g,h,i)perylene		7100	E

(1) Cannot be separated from Diphenylamine

PRELIMINARY

SOM01.2 (6/2007)

1D - FORM I SV-1  
SEMIVOLATILE ORGANICS ANALYSIS DATA SHEET

EPA SAMPLE NO.

E3NG0MSD

Lab Name: MITKEM LABORATORIES Contract: EP-W-05-030  
 Lab Code: MITKEM Case No.: 38897 Mod. Ref No.: 1760.0 SDG No.: E3NF0  
 Matrix: (SOIL/SED/WATER) SOIL Lab Sample ID: H1609-04AMSD  
 Sample wt/vol: 30.0 (g/mL) G Lab File ID: S3F9346.D  
 Level: (LOW/MED) LOW Extraction: (Type) SONC  
 % Moisture: 40 Decanted: (Y/N) N Date Received: 08/21/2009  
 Concentrated Extract Volume: 500 (uL) Date Extracted: 08/21/2009  
 Injection Volume: 2.0 (uL) GPC Factor: 2.00 Date Analyzed: 08/24/2009  
 GPC Cleanup: (Y/N) Y pH: 7.2 Dilution Factor: 1.0

CAS NO.	COMPOUND	CONCENTRATION UNITS:		Q
		(ug/L or ug/Kg)	UG/KG	
91-20-3	Naphthalene		250	J
91-57-6	2-Methylnaphthalene		920	
208-96-8	Acenaphthylene		1800	
83-32-9	Acenaphthene		3000	

**PRELIMINARY**

SOM01.2 (6/2007)

1E - FORM I SV-2  
SEMIVOLATILE ORGANICS ANALYSIS DATA SHEET

EPA SAMPLE NO.

E3NGOMSD

Lab Name: MITKEM LABORATORIES Contract: EP-W-05-030  
 Lab Code: MITKEM Case No.: 38897 Mod. Ref No.: 1760.0 SDG No.: E3NF0  
 Matrix: (SOIL/SED/WATER) SOIL Lab Sample ID: H1609-04AMSD  
 Sample wt/vol: 30.0 (g/mL) G Lab File ID: S3F9346.D  
 Level: (LOW/MED) LOW Extraction: (Type) SONC  
 % Moisture: 40 Decanted: (Y/N) N Date Received: 08/21/2009  
 Concentrated Extract Volume: 500 (uL) Date Extracted: 08/21/2009  
 Injection Volume: 2.0 (uL) GPC Factor: 2.00 Date Analyzed: 08/24/2009  
 GPC Cleanup: (Y/N) Y pH: 7.2 Dilution Factor: 1.0

CAS NO.	COMPOUND	CONCENTRATION UNITS:	
		UG/KG	Q
86-73-7	Fluorene	4100	
85-01-8	Phenanthrene	24000	E
120-12-7	Anthracene	6600	E
206-44-0	Fluoranthene	34000	E
129-00-0	Pyrene	30000	E
56-55-3	Benzo(a)anthracene	20000	E
218-01-9	Chrysene	18000	E
205-99-2	Benzo(b)fluoranthene	21000	E
207-08-9	Benzo(k)fluoranthene	8100	E
50-32-8	Benzo(a)pyrene	12000	E
193-39-5	Indeno(1,2,3-cd)pyrene	7700	E
53-70-3	Dibenzo(a,h)anthracene	3200	
191-24-2	Benzo(g,h,i)perylene	7700	E

(1) Cannot be separated from Diphenylamine

PRELIMINARY

1D - FORM I SV-1  
SEMIVOLATILE ORGANICS ANALYSIS DATA SHEET

EPA SAMPLE NO.

E3NG1

Lab Name: MITKEM LABORATORIES Contract: EP-W-05-030  
 Lab Code: MITKEM Case No.: 38897 Mod. Ref No.: 1760.0 SDG No.: E3NF0  
 Matrix: (SOIL/SED/WATER) SOIL Lab Sample ID: H1609-05A  
 Sample wt/vol: 30.0 (g/mL) G Lab File ID: S3F9331.D  
 Level: (LOW/MED) LOW Extraction: (Type) SONC  
 % Moisture: 43 Decanted: (Y/N) N Date Received: 08/21/2009  
 Concentrated Extract Volume: 500 (uL) Date Extracted: 08/21/2009  
 Injection Volume: 2.0 (uL) GPC Factor: 2.00 Date Analyzed: 08/24/2009  
 GPC Cleanup: (Y/N) Y pH: 7.2 Dilution Factor: 1.0

CAS NO.	COMPOUND	CONCENTRATION UNITS:	
		(ug/L or ug/Kg)	UG/KG
91-20-3	Naphthalene	110	J
91-57-6	2-Methylnaphthalene	250	J
208-96-8	Acenaphthylene	720	
83-32-9	Acenaphthene	710	

PRELIMINARY

1E - FORM I SV-2  
SEMIVOLATILE ORGANICS ANALYSIS DATA SHEET

EPA SAMPLE NO.

E3NG1

Lab Name: MITKEM LABORATORIES Contract: EP-W-05-030  
 Lab Code: MITKEM Case No.: 38897 Mod. Ref No.: 1760.0 SDG No.: E3NFO  
 Matrix: (SOIL/SED/WATER) SOIL Lab Sample ID: H1609-05A  
 Sample wt/vol: 30.0 (g/mL) G Lab File ID: S3F9331.D  
 Level: (LOW/MED) LOW Extraction: (Type) SONC  
 % Moisture: 43 Decanted: (Y/N) N Date Received: 08/21/2009  
 Concentrated Extract Volume: 500 (uL) Date Extracted: 08/21/2009  
 Injection Volume: 2.0 (uL) GPC Factor: 2.00 Date Analyzed: 08/24/2009  
 GPC Cleanup: (Y/N) Y pH: 7.2 Dilution Factor: 1.0

CAS NO.	COMPOUND	CONCENTRATION UNITS:		Q
		(ug/L or ug/Kg)	UG/KG	
86-73-7	Fluorene		1500	
85-01-8	Phenanthrene		9100	E
120-12-7	Anthracene		2500	
206-44-0	Fluoranthene		15000	E
129-00-0	Pyrene		9500	E
56-55-3	Benzo(a)anthracene		6600	E
218-01-9	Chrysene		8700	E
205-99-2	Benzo(b)fluoranthene		9800	E
207-08-9	Benzo(k)fluoranthene		3700	
50-32-8	Benzo(a)pyrene		5700	E
193-39-5	Indeno(1,2,3-cd)pyrene		4200	
53-70-3	Dibenzo(a,h)anthracene		1700	
191-24-2	Benzo(g,h,i)perylene		3800	

(1) Cannot be separated from Diphenylamine

PRELIMINARY

1D - FORM I SV-1  
SEMIVOLATILE ORGANICS ANALYSIS DATA SHEET

EPA SAMPLE NO.

E3NG2

Lab Name: MITKEM LABORATORIES Contract: EP-W-05-030  
 Lab Code: MITKEM Case No.: 38897 Mod. Ref No.: 1760.0 SDG No.: E3NF0  
 Matrix: (SOIL/SED/WATER) SOIL Lab Sample ID: H1609-06A  
 Sample wt/vol: 30.0 (g/mL) G Lab File ID: S3F9332.D  
 Level: (LOW/MED) LOW Extraction: (Type) SONC  
 % Moisture: 40 Decanted: (Y/N) N Date Received: 08/21/2009  
 Concentrated Extract Volume: 500 (uL) Date Extracted: 08/21/2009  
 Injection Volume: 2.0 (uL) GPC Factor: 2.00 Date Analyzed: 08/24/2009  
 GPC Cleanup: (Y/N) Y pH: 7.3 Dilution Factor: 1.0

CAS NO.	COMPOUND	CONCENTRATION UNITS:		Q
		(ug/L or ug/Kg)	UG/KG	
91-20-3	Naphthalene		92	J
91-57-6	2-Methylnaphthalene		180	J
208-96-8	Acenaphthylene		420	
83-32-9	Acenaphthene		480	

PRELIMINARY

1E - FORM I SV-2  
SEMIVOLATILE ORGANICS ANALYSIS DATA SHEET

EPA SAMPLE NO.

E3NG2

Lab Name: MITKEM LABORATORIES Contract: EP-W-05-030  
 Lab Code: MITKEM Case No.: 38897 Mod. Ref No.: 1760.0 SDG No.: E3NF0  
 Matrix: (SOIL/SED/WATER) SOIL Lab Sample ID: H1609-06A  
 Sample wt/vol: 30.0 (g/mL) G Lab File ID: S3F9332.D  
 Level: (LOW/MED) LOW Extraction: (Type) SONC  
 % Moisture: 40 Decanted: (Y/N) N Date Received: 08/21/2009  
 Concentrated Extract Volume: 500 (uL) Date Extracted: 08/21/2009  
 Injection Volume: 2.0 (uL) GPC Factor: 2.00 Date Analyzed: 08/24/2009  
 GPC Cleanup: (Y/N) Y pH: 7.3 Dilution Factor: 1.0

CAS NO.	COMPOUND	CONCENTRATION UNITS:	
		UG/KG	Q
86-73-7	Fluorene	970	
85-01-8	Phenanthrene	6500	E
120-12-7	Anthracene	1600	
206-44-0	Fluoranthene	11000	E
129-00-0	Pyrene	7500	E
56-55-3	Benzo(a)anthracene	4400	
218-01-9	Chrysene	6400	E
205-99-2	Benzo(b)fluoranthene	6500	E
207-08-9	Benzo(k)fluoranthene	2600	
50-32-8	Benzo(a)pyrene	4200	
193-39-5	Indeno(1,2,3-cd)pyrene	3000	
53-70-3	Dibenzo(a,h)anthracene	1000	
191-24-2	Benzo(g,h,i)perylene	2800	

(1) Cannot be separated from Diphenylamine

PRELIMINARY

1D - FORM I SV-1  
SEMIVOLATILE ORGANICS ANALYSIS DATA SHEET

EPA SAMPLE NO.

E3NG3

Lab Name: MITKEM LABORATORIES Contract: EP-W-05-030  
 Lab Code: MITKEM Case No.: 38897 Mod. Ref No.: 1760.0 SDG No.: E3NF0  
 Matrix: (SOIL/SED/WATER) SOIL Lab Sample ID: H1609-07A  
 Sample wt/vol: 30.0 (g/mL) G Lab File ID: S3F9333.D  
 Level: (LOW/MED) LOW Extraction: (Type) SONC  
 % Moisture: 46 Decanted: (Y/N) N Date Received: 08/21/2009  
 Concentrated Extract Volume: 500 (uL) Date Extracted: 08/21/2009  
 Injection Volume: 2.0 (uL) GPC Factor: 2.00 Date Analyzed: 08/24/2009  
 GPC Cleanup: (Y/N) Y pH: 7.2 Dilution Factor: 1.0

CAS NO.	COMPOUND	CONCENTRATION UNITS:		Q
		(ug/L or ug/Kg)	UG/KG	
91-20-3	Naphthalene		490	
91-57-6	2-Methylnaphthalene		1100	
208-96-8	Acenaphthylene		690	
83-32-9	Acenaphthene		1800	

PRELIMINARY



1E - FORM I SV-2  
SEMIVOLATILE ORGANICS ANALYSIS DATA SHEET

EPA SAMPLE NO.

E3NG3

Lab Name: MITKEM LABORATORIES Contract: EP-W-05-030  
 Lab Code: MITKEM Case No.: 38897 Mod. Ref No.: 1760.0 SDG No.: E3NF0  
 Matrix: (SOIL/SED/WATER) SOIL Lab Sample ID: H1609-07A  
 Sample wt/vol: 30.0 (g/mL) G Lab File ID: S3F9333.D  
 Level: (LOW/MED) LOW Extraction: (Type) SONC  
 % Moisture: 46 Decanted: (Y/N) N Date Received: 08/21/2009  
 Concentrated Extract Volume: 500 (uL) Date Extracted: 08/21/2009  
 Injection Volume: 2.0 (uL) GPC Factor: 2.00 Date Analyzed: 08/24/2009  
 GPC Cleanup: (Y/N) Y pH: 7.2 Dilution Factor: 1.0

CAS NO.	COMPOUND	CONCENTRATION UNITS: (ug/L or ug/Kg)	UG/KG	Q
86-73-7	Fluorene		3100	
85-01-8	Phenanthrene		16000	E
120-12-7	Anthracene		4900	
206-44-0	Fluoranthene		23000	E
129-00-0	Pyrene		17000	E
56-55-3	Benzo(a)anthracene		12000	E
218-01-9	Chrysene		12000	E
205-99-2	Benzo(b)fluoranthene		14000	E
207-08-9	Benzo(k)fluoranthene		3700	
50-32-8	Benzo(a)pyrene		9200	E
193-39-5	Indeno(1,2,3-cd)pyrene		6700	E
53-70-3	Dibenzo(a,h)anthracene		2800	
191-24-2	Benzo(g,h,i)perylene		6300	E

(1) Cannot be separated from Diphenylamine

PRELIMINARY

SOM01.2 (6/2007)

1D - FORM I SV-1  
SEMIVOLATILE ORGANICS ANALYSIS DATA SHEET

EPA SAMPLE NO.

E3NG4

Lab Name: MITKEM LABORATORIES Contract: EP-W-05-030  
 Lab Code: MITKEM Case No.: 38897 Mod. Ref No.: 1760.0 SDG No.: E3NF0  
 Matrix: (SOIL/SED/WATER) SOIL Lab Sample ID: H1609-08A  
 Sample wt/vol: 30.0 (g/mL) G Lab File ID: S3F9334.D  
 Level: (LOW/MED) LOW Extraction: (Type) SONC  
 % Moisture: 42 Decanted: (Y/N) N Date Received: 08/21/2009  
 Concentrated Extract Volume: 500 (uL) Date Extracted: 08/21/2009  
 Injection Volume: 2.0 (uL) GPC Factor: 2.00 Date Analyzed: 08/24/2009  
 GPC Cleanup: (Y/N) Y pH: 7.6 Dilution Factor: 1.0

CAS NO.	COMPOUND	CONCENTRATION UNITS:		Q
		(ug/L or ug/Kg)	UG/KG	
91-20-3	Naphthalene		130	J
91-57-6	2-Methylnaphthalene		300	
208-96-8	Acenaphthylene		270	J
83-32-9	Acenaphthene		610	

PRELIMINARY

1E - FORM I SV-2  
SEMIVOLATILE ORGANICS ANALYSIS DATA SHEET

EPA SAMPLE NO.

E3NG4

Lab Name: MITKEM LABORATORIES Contract: EP-W-05-030  
 Lab Code: MITKEM Case No.: 38897 Mod. Ref No.: 1760.0 SDG No.: E3NF0  
 Matrix: (SOIL/SED/WATER) SOIL Lab Sample ID: H1609-08A  
 Sample wt/vol: 30.0 (g/mL) G Lab File ID: S3F9334.D  
 Level: (LOW/MED) LOW Extraction: (Type) SONC  
 % Moisture: 42 Decanted: (Y/N) N Date Received: 08/21/2009  
 Concentrated Extract Volume: 500 (uL) Date Extracted: 08/21/2009  
 Injection Volume: 2.0 (uL) GPC Factor: 2.00 Date Analyzed: 08/24/2009  
 GPC Cleanup: (Y/N) Y pH: 7.6 Dilution Factor: 1.0

CAS NO.	COMPOUND	CONCENTRATION UNITS: (ug/L or ug/Kg)	UG/KG	Q
86-73-7	Fluorene		1100	
85-01-8	Phenanthrene		7600	E
120-12-7	Anthracene		1800	
206-44-0	Fluoranthene		13000	E
129-00-0	Pyrene		8300	E
56-55-3	Benzo (a) anthracene		4400	
218-01-9	Chrysene		6000	E
205-99-2	Benzo (b) fluoranthene		6100	E
207-08-9	Benzo (k) fluoranthene		2700	
50-32-8	Benzo (a) pyrene		4000	
193-39-5	Indeno (1,2,3-cd) pyrene		2800	
53-70-3	Dibenzo (a, h) anthracene		1100	
191-24-2	Benzo (g, h, i) perylene		2700	

(1) Cannot be separated from Diphenylamine

PRELIMINARY

1D - FORM I SV-1  
SEMIVOLATILE ORGANICS ANALYSIS DATA SHEET

EPA SAMPLE NO.

E3NG5

Lab Name: MITKEM LABORATORIES Contract: EP-W-05-030  
 Lab Code: MITKEM Case No.: 38897 Mod. Ref No.: 1760.0 SDG No.: E3NF0  
 Matrix: (SOIL/SED/WATER) SOIL Lab Sample ID: H1609-09A  
 Sample wt/vol: 30.0 (g/mL) G Lab File ID: S3F9335.D  
 Level: (LOW/MED) LOW Extraction: (Type) SONC  
 % Moisture: 37 Decanted: (Y/N) N Date Received: 08/21/2009  
 Concentrated Extract Volume: 500 (uL) Date Extracted: 08/21/2009  
 Injection Volume: 2.0 (uL) GPC Factor: 2.00 Date Analyzed: 08/24/2009  
 GPC Cleanup: (Y/N) Y pH: 7.3 Dilution Factor: 1.0

CAS NO.	COMPOUND	CONCENTRATION UNITS:		Q
		(ug/L or ug/Kg)	UG/KG	
91-20-3	Naphthalene		490	
91-57-6	2-Methylnaphthalene		420	
208-96-8	Acenaphthylene		650	
83-32-9	Acenaphthene		950	

PRELIMINARY

1E - FORM I SV-2  
SEMIVOLATILE ORGANICS ANALYSIS DATA SHEET

EPA SAMPLE NO.

E3NG5

Lab Name: MITKEM LABORATORIES Contract: EP-W-05-030  
 Lab Code: MITKEM Case No.: 38897 Mod. Ref No.: 1760.0 SDG No.: E3NF0  
 Matrix: (SOIL/SED/WATER) SOIL Lab Sample ID: H1609-09A  
 Sample wt/vol: 30.0 (g/mL) G Lab File ID: S3F9335.D  
 Level: (LOW/MED) LOW Extraction: (Type) SONC  
 % Moisture: 37 Decanted: (Y/N) N Date Received: 08/21/2009  
 Concentrated Extract Volume: 500 (uL) Date Extracted: 08/21/2009  
 Injection Volume: 2.0 (uL) GPC Factor: 2.00 Date Analyzed: 08/24/2009  
 GPC Cleanup: (Y/N) Y pH: 7.3 Dilution Factor: 1.0

CAS NO.	COMPOUND	CONCENTRATION UNITS:	
		(ug/L or ug/Kg)	UG/KG
86-73-7	Fluorene	1500	Q
85-01-8	Phenanthrene	10000	E
120-12-7	Anthracene	2300	
206-44-0	Fluoranthene	17000	E
129-00-0	Pyrene	13000	E
56-55-3	Benzo(a)anthracene	8700	E
218-01-9	Chrysene	10000	E
205-99-2	Benzo(b)fluoranthene	12000	E
207-08-9	Benzo(k)fluoranthene	4800	E
50-32-8	Benzo(a)pyrene	7000	E
193-39-5	Indeno(1,2,3-cd)pyrene	4900	E
53-70-3	Dibenzo(a,h)anthracene	2300	
191-24-2	Benzo(g,h,i)perylene	4700	E

(1) Cannot be separated from Diphenylamine

PRELIMINARY

1D - FORM I SV-1  
SEMIVOLATILE ORGANICS ANALYSIS DATA SHEET

EPA SAMPLE NO.

E3NG6

Lab Name: MITKEM LABORATORIES Contract: EP-W-05-030  
 Lab Code: MITKEM Case No.: 38897 Mod. Ref No.: 1760.0 SDG No.: E3NF0  
 Matrix: (SOIL/SED/WATER) SOIL Lab Sample ID: H1609-10A  
 Sample wt/vol: 30.0 (g/mL) G Lab File ID: S3F9348.D  
 Level: (LOW/MED) LOW Extraction: (Type) SONC  
 % Moisture: 26 Decanted: (Y/N) N Date Received: 08/21/2009  
 Concentrated Extract Volume: 500 (uL) Date Extracted: 08/21/2009  
 Injection Volume: 2.0 (uL) GPC Factor: 2.00 Date Analyzed: 08/24/2009  
 GPC Cleanup: (Y/N) Y pH: 7.3 Dilution Factor: 1.0

CAS NO.	COMPOUND	CONCENTRATION UNITS:	
		UG/KG	Q
91-20-3	Naphthalene	230	U
91-57-6	2-Methylnaphthalene	230	U
208-96-8	Acenaphthylene	230	U
83-32-9	Acenaphthene	230	U

PRELIMINARY

1E - FORM I SV-2  
SEMIVOLATILE ORGANICS ANALYSIS DATA SHEET

EPA SAMPLE NO.

E3NG6

Lab Name: MITKEM LABORATORIES Contract: EP-W-05-030  
 Lab Code: MITKEM Case No.: 38897 Mod. Ref No.: 1760.0 SDG No.: E3NFO  
 Matrix: (SOIL/SED/WATER) SOIL Lab Sample ID: H1609-10A  
 Sample wt/vol: 30.0 (g/mL) G Lab File ID: S3F9348.D  
 Level: (LOW/MED) LOW Extraction: (Type) SONC  
 % Moisture: 26 Decanted: (Y/N) N Date Received: 08/21/2009  
 Concentrated Extract Volume: 500 (uL) Date Extracted: 08/21/2009  
 Injection Volume: 2.0 (uL) GPC Factor: 2.00 Date Analyzed: 08/24/2009  
 GPC Cleanup: (Y/N) Y pH: 7.3 Dilution Factor: 1.0

CAS NO.	COMPOUND	CONCENTRATION UNITS:	
		(ug/L or ug/Kg)	UG/KG
86-73-7	Fluorene	230	U
85-01-8	Phenanthrene	230	U
120-12-7	Anthracene	230	U
206-44-0	Fluoranthene	230	U
129-00-0	Pyrene	230	U
56-55-3	Benzo(a)anthracene	230	U
218-01-9	Chrysene	230	U
205-99-2	Benzo(b)fluoranthene	230	U
207-08-9	Benzo(k)fluoranthene	230	U
50-32-8	Benzo(a)pyrene	230	U
193-39-5	Indeno(1,2,3-cd)pyrene	230	U
53-70-3	Dibenzo(a,h)anthracene	230	U
191-24-2	Benzo(g,h,i)perylene	230	U

(1) Cannot be separated from Diphenylamine

PRELIMINARY

1D - FORM I SV-1  
SEMIVOLATILE ORGANICS ANALYSIS DATA SHEET

EPA SAMPLE NO.

E3NG7

Lab Name: MITKEM LABORATORIES Contract: EP-W-05-030  
 Lab Code: MITKEM Case No.: 38897 Mod. Ref No.: 1760.0 SDG No.: E3NF0  
 Matrix: (SOIL/SED/WATER) SOIL Lab Sample ID: H1609-18A  
 Sample wt/vol: 30.0 (g/mL) G Lab File ID: S3F9342.D  
 Level: (LOW/MED) LOW Extraction: (Type) SONC  
 % Moisture: 42 Decanted: (Y/N) N Date Received: 08/21/2009  
 Concentrated Extract Volume: 500 (uL) Date Extracted: 08/21/2009  
 Injection Volume: 2.0 (uL) GPC Factor: 2.00 Date Analyzed: 08/24/2009  
 GPC Cleanup: (Y/N) Y pH: 7.2 Dilution Factor: 1.0

CAS NO.	COMPOUND	CONCENTRATION UNITS:		Q
		(ug/L or ug/Kg)	UG/KG	
91-20-3	Naphthalene		610	
91-57-6	2-Methylnaphthalene		340	
208-96-8	Acenaphthylene		420	
83-32-9	Acenaphthene		3800	

PRELIMINARY



1E - FORM I SV-2  
SEMIVOLATILE ORGANICS ANALYSIS DATA SHEET

EPA SAMPLE NO.

E3NG7

Lab Name: MITKEM LABORATORIES Contract: EP-W-05-030  
 Lab Code: MITKEM Case No.: 38897 Mod. Ref No.: 1760.0 SDG No.: E3NF0  
 Matrix: (SOIL/SED/WATER) SOIL Lab Sample ID: H1609-18A  
 Sample wt/vol: 30.0 (g/mL) G Lab File ID: S3F9342.D  
 Level: (LOW/MED) LOW Extraction: (Type) SONC  
 % Moisture: 42 Decanted: (Y/N) N Date Received: 08/21/2009  
 Concentrated Extract Volume: 500 (uL) Date Extracted: 08/21/2009  
 Injection Volume: 2.0 (uL) GPC Factor: 2.00 Date Analyzed: 08/24/2009  
 GPC Cleanup: (Y/N) Y pH: 7.2 Dilution Factor: 1.0

CAS NO.	COMPOUND	CONCENTRATION UNITS: <u>UG/KG</u> (ug/L or ug/Kg)	<u>Q</u>
86-73-7	Fluorene	4400	
85-01-8	Phenanthrene	26000	E
120-12-7	Anthracene	8000	E
206-44-0	Fluoranthene	33000	E
129-00-0	Pyrene	22000	E
56-55-3	Benzo(a)anthracene	16000	E
218-01-9	Chrysene	14000	E
205-99-2	Benzo(b)fluoranthene	20000	E
207-08-9	Benzo(k)fluoranthene	4700	E
50-32-8	Benzo(a)pyrene	12000	E
193-39-5	Indeno(1,2,3-cd)pyrene	8200	E
53-70-3	Dibenzo(a,h)anthracene	3400	
191-24-2	Benzo(g,h,i)perylene	8600	E

(1) Cannot be separated from Diphenylamine

PRELIMINARY

SOM01.2 (6/2007)

1D - FORM I SV-1  
SEMIVOLATILE ORGANICS ANALYSIS DATA SHEET

EPA SAMPLE NO.

E3NG8

Lab Name: MITKEM LABORATORIES Contract: EP-W-05-030  
 Lab Code: MITKEM Case No.: 38897 Mod. Ref No.: 1760.0 SDG No.: E3NF0  
 Matrix: (SOIL/SED/WATER) SOIL Lab Sample ID: H1609-19A  
 Sample wt/vol: 30.0 (g/mL) G Lab File ID: S3F9343.D  
 Level: (LOW/MED) LOW Extraction: (Type) SONC  
 % Moisture: 42 Decanted: (Y/N) N Date Received: 08/21/2009  
 Concentrated Extract Volume: 500 (uL) Date Extracted: 08/21/2009  
 Injection Volume: 2.0 (uL) GPC Factor: 2.00 Date Analyzed: 08/24/2009  
 GPC Cleanup: (Y/N) Y pH: 7.6 Dilution Factor: 1.0

CAS NO.	COMPOUND	CONCENTRATION UNITS:		Q
		(ug/L or ug/Kg)	UG/KG	
91-20-3	Naphthalene		800	
91-57-6	2-Methylnaphthalene		410	
208-96-8	Acenaphthylene		540	
83-32-9	Acenaphthene		790	

PRELIMINARY

1E - FORM I SV-2  
SEMIVOLATILE ORGANICS ANALYSIS DATA SHEET

EPA SAMPLE NO.

E3NG8

Lab Name: MITKEM LABORATORIES Contract: EP-W-05-030  
 Lab Code: MITKEM Case No.: 38897 Mod. Ref No.: 1760.0 SDG No.: E3NF0  
 Matrix: (SOIL/SED/WATER) SOIL Lab Sample ID: H1609-19A  
 Sample wt/vol: 30.0 (g/mL) G Lab File ID: S3F9343.D  
 Level: (LOW/MED) LOW Extraction: (Type) SONC  
 % Moisture: 42 Decanted: (Y/N) N Date Received: 08/21/2009  
 Concentrated Extract Volume: 500 (uL) Date Extracted: 08/21/2009  
 Injection Volume: 2.0 (uL) GPC Factor: 2.00 Date Analyzed: 08/24/2009  
 GPC Cleanup: (Y/N) Y pH: 7.6 Dilution Factor: 1.0

CAS NO.	COMPOUND	CONCENTRATION UNITS: (ug/L or ug/Kg)	UG/KG	Q
86-73-7	Fluorene		1400	
85-01-8	Phenanthrene		9700	E
120-12-7	Anthracene		2300	
206-44-0	Fluoranthene		18000	E
129-00-0	Pyrene		13000	E
56-55-3	Benzo(a)anthracene		7300	E
218-01-9	Chrysene		8200	E
205-99-2	Benzo(b)fluoranthene		11000	E
207-08-9	Benzo(k)fluoranthene		2800	
50-32-8	Benzo(a)pyrene		6000	E
193-39-5	Indeno(1,2,3-cd)pyrene		4000	
53-70-3	Dibenzo(a,h)anthracene		1600	
191-24-2	Benzo(g,h,i)perylene		4300	

(1) Cannot be separated from Diphenylamine

PRELIMINARY

SOM01.2 (6/2007)

1D - FORM I SV-1  
SEMIVOLATILE ORGANICS ANALYSIS DATA SHEET

EPA SAMPLE NO.

E3NG9

Lab Name: MITKEM LABORATORIES Contract: EP-W-05-030  
 Lab Code: MITKEM Case No.: 38897 Mod. Ref No.: 1760.0 SDG No.: E3NF0  
 Matrix: (SOIL/SED/WATER) SOIL Lab Sample ID: H1609-20A  
 Sample wt/vol: 30.0 (g/mL) G Lab File ID: S3F9344.D  
 Level: (LOW/MED) LOW Extraction: (Type) SONC  
 % Moisture: 41 Decanted: (Y/N) N Date Received: 08/21/2009  
 Concentrated Extract Volume: 500 (uL) Date Extracted: 08/21/2009  
 Injection Volume: 2.0 (uL) GPC Factor: 2.00 Date Analyzed: 08/24/2009  
 GPC Cleanup: (Y/N) Y pH: 7.4 Dilution Factor: 1.0

CAS NO.	COMPOUND	CONCENTRATION UNITS:		Q
		(ug/L or ug/Kg)	UG/KG	
91-20-3	Naphthalene		160	J
91-57-6	2-Methylnaphthalene		160	J
208-96-8	Acenaphthylene		360	
83-32-9	Acenaphthene		410	

PRELIMINARY

SOM01.2 (6/2007)

1E - FORM I SV-2  
SEMIVOLATILE ORGANICS ANALYSIS DATA SHEET

EPA SAMPLE NO.

E3NG9

Lab Name: MITKEM LABORATORIES Contract: EP-W-05-030  
 Lab Code: MITKEM Case No.: 38897 Mod. Ref No.: 1760.0 SDG No.: E3NF0  
 Matrix: (SOIL/SED/WATER) SOIL Lab Sample ID: H1609-20A  
 Sample wt/vol: 30.0 (g/mL) G Lab File ID: S3F9344.D  
 Level: (LOW/MED) LOW Extraction: (Type) SONC  
 % Moisture: 41 Decanted: (Y/N) N Date Received: 08/21/2009  
 Concentrated Extract Volume: 500 (uL) Date Extracted: 08/21/2009  
 Injection Volume: 2.0 (uL) GPC Factor: 2.00 Date Analyzed: 08/24/2009  
 GPC Cleanup: (Y/N) Y pH: 7.4 Dilution Factor: 1.0

CAS NO.	COMPOUND	CONCENTRATION UNITS:		Q
		(ug/L or ug/Kg)	UG/KG	
86-73-7	Fluorene		820	
85-01-8	Phenanthrene		6400	E
120-12-7	Anthracene		1600	
206-44-0	Fluoranthene		13000	E
129-00-0	Pyrene		8700	E
56-55-3	Benzo (a) anthracene		4400	
218-01-9	Chrysene		6500	E
205-99-2	Benzo (b) fluoranthene		7100	E
207-08-9	Benzo (k) fluoranthene		2900	
50-32-8	Benzo (a) pyrene		4300	
193-39-5	Indeno (1,2,3-cd) pyrene		2900	
53-70-3	Dibenzo (a,h) anthracene		1100	
191-24-2	Benzo (g,h,i) perylene		3100	

(1) Cannot be separated from Diphenylamine

PRELIMINARY

SOM01.2 (6/2007)

1F - FORM I SV-SIM  
SEMIVOLATILE SIM ORGANICS ANALYSIS DATA SHEET

EPA SAMPLE NO.

E3NF0

Lab Name: MITKEM LABORATORIES Contract: EP-W-05-030  
 Lab Code: MITKEM Case No.: 38897 Mod. Ref No.:                      SDG No.: E3NF0  
 Matrix: (SOIL/SED/WATER) SOIL Lab Sample ID: H1609-01A  
 Sample wt/vol: 30.0 (g/mL) G Lab File ID: S4D5430.D  
 Extraction: (Type) SONC  
 % Moisture: 39 Decanted: (Y/N) N Date Received: 08/21/2009  
 Concentrated Extract Volume: 10000 (uL) Date Extracted: 08/21/2009  
 Injection Volume: 2.0 (uL) GPC Factor: 0.10 Date Analyzed: 08/24/2009  
 GPC Cleanup: (Y/N) Y pH: 7.5 Dilution Factor: 8.0

CAS NO.	COMPOUND	CONCENTRATION UNITS:	
		(ug/L or ug/Kg)	UG/KG
91-20-3	Naphthalene	820	E
91-57-6	2-Methylnaphthalene	860	E
208-96-8	Acenaphthylene	290	
83-32-9	Acenaphthene	770	E
86-73-7	Fluorene	1200	E
85-01-8	Phenanthrene	8300	E
120-12-7	Anthracene	1400	E
206-44-0	Fluoranthene	10000	E
129-00-0	Pyrene	290	
56-55-3	Benzo(a)anthracene	8000	E
218-01-9	Chrysene	6600	E
205-99-2	Benzo(b)fluoranthene	5500	E
207-08-9	Benzo(k)fluoranthene	3600	E
50-32-8	Benzo(a)pyrene	4600	E
193-39-5	Indeno(1,2,3-cd)pyrene	2300	E
53-70-3	Dibenzo(a,h)anthracene	1200	E
191-24-2	Benzo(g,h,i)perylene	2000	E

PRELIMINARY

1F - FORM I SV-SIM  
SEMIVOLATILE SIM ORGANICS ANALYSIS DATA SHEET

EPA SAMPLE NO.

E3NF1

Lab Name: MITKEM LABORATORIES Contract: EP-W-05-030  
 Lab Code: MITKEM Case No.: 38897 Mod. Ref No.:                      SDG No.: E3NF0  
 Matrix: (SOIL/SED/WATER) SOIL Lab Sample ID: H1609-02A  
 Sample wt/vol: 30.0 (g/mL) G Lab File ID: S4D5431.D  
 Extraction: (Type) SONC  
 % Moisture: 34 Decanted: (Y/N) N Date Received: 08/21/2009  
 Concentrated Extract Volume: 10000 (uL) Date Extracted: 08/21/2009  
 Injection Volume: 2.0 (uL) GPC Factor: 0.10 Date Analyzed: 08/24/2009  
 GPC Cleanup: (Y/N) Y pH: 7.6 Dilution Factor: 8.0

CAS NO.	COMPOUND	CONCENTRATION UNITS:	
		(ug/L or ug/Kg)	UG/KG
91-20-3	Naphthalene	1100	E
91-57-6	2-Methylnaphthalene	1300	E
208-96-8	Acenaphthylene	290	
83-32-9	Acenaphthene	1600	E
86-73-7	Fluorene	1800	E
85-01-8	Phenanthrene	9700	E
120-12-7	Anthracene	2200	E
206-44-0	Fluoranthene	10000	E
129-00-0	Pyrene	9900	E
56-55-3	Benzo(a)anthracene	6600	E
218-01-9	Chrysene	6100	E
205-99-2	Benzo(b)fluoranthene	5700	E
207-08-9	Benzo(k)fluoranthene	2500	E
50-32-8	Benzo(a)pyrene	4300	E
193-39-5	Indeno(1,2,3-cd)pyrene	2000	E
53-70-3	Dibenzo(a,h)anthracene	1000	E
191-24-2	Benzo(g,h,i)perylene	1800	E

PRELIMINARY

1F - FORM I SV-SIM  
SEMIVOLATILE SIM ORGANICS ANALYSIS DATA SHEET

EPA SAMPLE NO.

E3NF2

Lab Name: MITKEM LABORATORIES Contract: EP-W-05-030  
 Lab Code: MITKEM Case No.: 38897 Mod. Ref No.: \_\_\_\_\_ SDG No.: E3NF0  
 Matrix: (SOIL/SED/WATER) SOIL Lab Sample ID: H1609-03A  
 Sample wt/vol: 30.0 (g/mL) G Lab File ID: S4D5417.D  
 Extraction: (Type) SONC  
 % Moisture: 30 Decanted: (Y/N) N Date Received: 08/21/2009  
 Concentrated Extract Volume: 10000 (uL) Date Extracted: 08/21/2009  
 Injection Volume: 2.0 (uL) GPC Factor: 0.10 Date Analyzed: 08/24/2009  
 GPC Cleanup: (Y/N) Y pH: 7.7 Dilution Factor: 1.0

CAS NO.	COMPOUND	CONCENTRATION UNITS:		Q
		(ug/L or ug/Kg)	UG/KG	
91-20-3	Naphthalene		29	
91-57-6	2-Methylnaphthalene		16	
208-96-8	Acenaphthylene		0	U
83-32-9	Acenaphthene		18	
86-73-7	Fluorene		20	
85-01-8	Phenanthrene		180	E
120-12-7	Anthracene		28	
206-44-0	Fluoranthene		190	E
129-00-0	Pyrene		180	E
56-55-3	Benzo (a) anthracene		92	E
218-01-9	Chrysene		99	E
205-99-2	Benzo (b) fluoranthene		64	E
207-08-9	Benzo (k) fluoranthene		30	
50-32-8	Benzo (a) pyrene		40	
193-39-5	Indeno (1,2,3-cd) pyrene		18	
53-70-3	Dibenzo (a,h) anthracene		9.1	
191-24-2	Benzo (g,h,i) perylene		20	

PRELIMINARY



1F - FORM I SV-SIM  
SEMIVOLATILE SIM ORGANICS ANALYSIS DATA SHEET

EPA SAMPLE NO.

E3NF3

Lab Name: MITKEM LABORATORIES Contract: EP-W-05-030  
 Lab Code: MITKEM Case No.: 38897 Mod. Ref No.: \_\_\_\_\_ SDG No.: E3NF0  
 Matrix: (SOIL/SED/WATER) SOIL Lab Sample ID: H1609-11A  
 Sample wt/vol: 30.0 (g/mL) G Lab File ID: S4D5438.D  
 Extraction: (Type) SONC  
 % Moisture: 39 Decanted: (Y/N) N Date Received: 08/21/2009  
 Concentrated Extract Volume: 10000 (uL) Date Extracted: 08/21/2009  
 Injection Volume: 2.0 (uL) GPC Factor: 0.10 Date Analyzed: 08/24/2009  
 GPC Cleanup: (Y/N) Y pH: 7.3 Dilution Factor: 8.0

CAS NO.	COMPOUND	CONCENTRATION UNITS:	
		(ug/L or ug/Kg)	UG/KG
91-20-3	Naphthalene	230	Q
91-57-6	2-Methylnaphthalene	370	
208-96-8	Acenaphthylene	360	
83-32-9	Acenaphthene	690	E
86-73-7	Fluorene	1100	E
85-01-8	Phenanthrene	6900	E
120-12-7	Anthracene	1300	E
206-44-0	Fluoranthene	8600	E
129-00-0	Pyrene	7900	E
56-55-3	Benzo (a) anthracene	5300	E
218-01-9	Chrysene	5200	E
205-99-2	Benzo (b) fluoranthene	5600	E
207-08-9	Benzo (k) fluoranthene	3400	E
50-32-8	Benzo (a) pyrene	3700	E
193-39-5	Indeno (1,2,3-cd) pyrene	1800	E
53-70-3	Dibenzo (a,h) anthracene	880	E
191-24-2	Benzo (g,h,i) perylene	1700	E

PRELIMINARY

1F - FORM I SV-SIM  
SEMIVOLATILE SIM ORGANICS ANALYSIS DATA SHEET

EPA SAMPLE NO.

E3NF4

Lab Name: MITKEM LABORATORIES Contract: EP-W-05-030  
 Lab Code: MITKEM Case No.: 38897 Mod. Ref No.: \_\_\_\_\_ SDG No.: E3NF0  
 Matrix: (SOIL/SED/WATER) SOIL Lab Sample ID: H1609-12A  
 Sample wt/vol: 30.0 (g/mL) G Lab File ID: S4D5422.D  
 Extraction: (Type) SONC  
 % Moisture: 41 Decanted: (Y/N) N Date Received: 08/21/2009  
 Concentrated Extract Volume: 10000 (uL) Date Extracted: 08/21/2009  
 Injection Volume: 2.0 (uL) GPC Factor: 0.10 Date Analyzed: 08/24/2009  
 GPC Cleanup: (Y/N) Y pH: 7.4 Dilution Factor: 8.0

CAS NO.	COMPOUND	CONCENTRATION UNITS:	
		(ug/L or ug/Kg)	UG/KG
91-20-3	Naphthalene	530	E
91-57-6	2-Methylnaphthalene	1000	E
208-96-8	Acenaphthylene	380	
83-32-9	Acenaphthene	1100	E
86-73-7	Fluorene	1700	E
85-01-8	Phenanthrene	14000	E
120-12-7	Anthracene	2800	E
206-44-0	Fluoranthene	15000	E
129-00-0	Pyrene	15000	E
56-55-3	Benzo(a)anthracene	9200	E
218-01-9	Chrysene	9100	E
205-99-2	Benzo(b)fluoranthene	6100	E
207-08-9	Benzo(k)fluoranthene	4700	E
50-32-8	Benzo(a)pyrene	4500	E
193-39-5	Indeno(1,2,3-cd)pyrene	2600	E
53-70-3	Dibenzo(a,h)anthracene	1400	E
191-24-2	Benzo(g,h,i)perylene	2500	E

PRELIMINARY

1F - FORM I SV-SIM  
SEMIVOLATILE SIM ORGANICS ANALYSIS DATA SHEET

EPA SAMPLE NO.

E3NF5

Lab Name: MITKEM LABORATORIES Contract: EP-W-05-030  
 Lab Code: MITKEM Case No.: 38897 Mod. Ref No.: \_\_\_\_\_ SDG No.: E3NF0  
 Matrix: (SOIL/SED/WATER) SOIL Lab Sample ID: H1609-13A  
 Sample wt/vol: 30.0 (g/mL) G Lab File ID: S4D5423.D  
 Extraction: (Type) SONC  
 % Moisture: 39 Decanted: (Y/N) N Date Received: 08/21/2009  
 Concentrated Extract Volume: 10000 (uL) Date Extracted: 08/21/2009  
 Injection Volume: 2.0 (uL) GPC Factor: 0.10 Date Analyzed: 08/24/2009  
 GPC Cleanup: (Y/N) Y pH: 7.4 Dilution Factor: 8.0

CAS NO.	COMPOUND	CONCENTRATION UNITS:	
		(ug/L or ug/Kg)	UG/KG
91-20-3	Naphthalene	550	E
91-57-6	2-Methylnaphthalene	1200	E
208-96-8	Acenaphthylene	310	
83-32-9	Acenaphthene	1100	E
86-73-7	Fluorene	1600	E
85-01-8	Phenanthrene	13000	E
120-12-7	Anthracene	2700	E
206-44-0	Fluoranthene	14000	E
129-00-0	Pyrene	13000	E
56-55-3	Benzo(a)anthracene	9100	E
218-01-9	Chrysene	7800	E
205-99-2	Benzo(b)fluoranthene	6300	E
207-08-9	Benzo(k)fluoranthene	3500	E
50-32-8	Benzo(a)pyrene	4800	E
193-39-5	Indeno(1,2,3-cd)pyrene	2800	E
53-70-3	Dibenzo(a,h)anthracene	1400	E
191-24-2	Benzo(g,h,i)perylene	2600	E

PRELIMINARY

1F - FORM I SV-SIM  
SEMIVOLATILE SIM ORGANICS ANALYSIS DATA SHEET

EPA SAMPLE NO.

E3NF6

Lab Name: MITKEM LABORATORIES Contract: EP-W-05-030  
 Lab Code: MITKEM Case No.: 38897 Mod. Ref No.:                      SDG No.: E3NF0  
 Matrix: (SOIL/SED/WATER) SOIL Lab Sample ID: H1609-14A  
 Sample wt/vol: 30.0 (g/mL) G Lab File ID: S4D5424.D  
 Extraction: (Type) SONC  
 % Moisture: 38 Decanted: (Y/N) N Date Received: 08/21/2009  
 Concentrated Extract Volume: 10000 (uL) Date Extracted: 08/21/2009  
 Injection Volume: 2.0 (uL) GPC Factor: 0.10 Date Analyzed: 08/24/2009  
 GPC Cleanup: (Y/N) Y pH: 7.6 Dilution Factor: 8.0

CAS NO.	COMPOUND	CONCENTRATION UNITS:	
		(ug/L or ug/Kg)	UG/KG
91-20-3	Naphthalene	270	
91-57-6	2-Methylnaphthalene	580	E
208-96-8	Acenaphthylene	210	
83-32-9	Acenaphthene	710	E
86-73-7	Fluorene	1100	E
85-01-8	Phenanthrene	8400	E
120-12-7	Anthracene	1600	E
206-44-0	Fluoranthene	9300	E
129-00-0	Pyrene	10000	E
56-55-3	Benzo (a) anthracene	5800	E
218-01-9	Chrysene	5800	E
205-99-2	Benzo (b) fluoranthene	6200	E
207-08-9	Benzo (k) fluoranthene	3000	E
50-32-8	Benzo (a) pyrene	4300	E
193-39-5	Indeno (1,2,3-cd) pyrene	2100	E
53-70-3	Dibenzo (a,h) anthracene	1000	E
191-24-2	Benzo (g,h,i) perylene	2100	E

PRELIMINARY

1F - FORM I SV-SIM  
SEMIVOLATILE SIM ORGANICS ANALYSIS DATA SHEET

EPA SAMPLE NO.

E3NF7

Lab Name: MITKEM LABORATORIES Contract: EP-W-05-030  
 Lab Code: MITKEM Case No.: 38897 Mod. Ref No.: \_\_\_\_\_ SDG No.: E3NF0  
 Matrix: (SOIL/SED/WATER) SOIL Lab Sample ID: H1609-15A  
 Sample wt/vol: 30.0 (g/mL) G Lab File ID: S4D5425.D  
 Extraction: (Type) SONC  
 % Moisture: 37 Decanted: (Y/N) N Date Received: 08/21/2009  
 Concentrated Extract Volume: 10000 (uL) Date Extracted: 08/21/2009  
 Injection Volume: 2.0 (uL) GPC Factor: 0.10 Date Analyzed: 08/24/2009  
 GPC Cleanup: (Y/N) Y pH: 7.5 Dilution Factor: 8.0

CAS NO.	COMPOUND	CONCENTRATION UNITS:		Q
		(ug/L or ug/Kg)	UG/KG	
91-20-3	Naphthalene		290	
91-57-6	2-Methylnaphthalene		340	
208-96-8	Acenaphthylene		170	
83-32-9	Acenaphthene		490	E
86-73-7	Fluorene		620	E
85-01-8	Phenanthrene		5500	E
120-12-7	Anthracene		930	E
206-44-0	Fluoranthene		6200	E
129-00-0	Pyrene		6600	E
56-55-3	Benzo(a)anthracene		4200	E
218-01-9	Chrysene		3900	E
205-99-2	Benzo(b)fluoranthene		3800	E
207-08-9	Benzo(k)fluoranthene		2800	E
50-32-8	Benzo(a)pyrene		3100	E
193-39-5	Indeno(1,2,3-cd)pyrene		1300	E
53-70-3	Dibenzo(a,h)anthracene		710	E
191-24-2	Benzo(g,h,i)perylene		1300	E

PRELIMINARY

1F - FORM I SV-SIM  
SEMIVOLATILE SIM ORGANICS ANALYSIS DATA SHEET

EPA SAMPLE NO.

E3NF8

Lab Name: MITKEM LABORATORIES Contract: EP-W-05-030  
 Lab Code: MITKEM Case No.: 38897 Mod. Ref No.: \_\_\_\_\_ SDG No.: E3NF0  
 Matrix: (SOIL/SED/WATER) SOIL Lab Sample ID: H1609-16A  
 Sample wt/vol: 30.0 (g/mL) G Lab File ID: S4D5426.D  
 Extraction: (Type) SONC  
 % Moisture: 38 Decanted: (Y/N) N Date Received: 08/21/2009  
 Concentrated Extract Volume: 10000 (uL) Date Extracted: 08/21/2009  
 Injection Volume: 2.0 (uL) GPC Factor: 0.10 Date Analyzed: 08/24/2009  
 GPC Cleanup: (Y/N) Y pH: 7.7 Dilution Factor: 8.0

CAS NO.	COMPOUND	CONCENTRATION UNITS:	
		(ug/L or ug/Kg)	UG/KG
91-20-3	Naphthalene	530	E
91-57-6	2-Methylnaphthalene	520	E
208-96-8	Acenaphthylene	280	
83-32-9	Acenaphthene	1000	E
86-73-7	Fluorene	1300	E
85-01-8	Phenanthrene	7400	E
120-12-7	Anthracene	1500	E
206-44-0	Fluoranthene	7700	E
129-00-0	Pyrene	8100	E
56-55-3	Benzo (a) anthracene	4900	E
218-01-9	Chrysene	5100	E
205-99-2	Benzo (b) fluoranthene	5500	E
207-08-9	Benzo (k) fluoranthene	2200	E
50-32-8	Benzo (a) pyrene	3700	E
193-39-5	Indeno (1,2,3-cd) pyrene	1600	E
53-70-3	Dibenzo (a,h) anthracene	860	E
191-24-2	Benzo (g,h,i) perylene	1600	E

PRELIMINARY

1F - FORM I SV-SIM  
SEMIVOLATILE SIM ORGANICS ANALYSIS DATA SHEET

EPA SAMPLE NO.

E3NF9

Lab Name: MITKEM LABORATORIES Contract: EP-W-05-030  
 Lab Code: MITKEM Case No.: 38897 Mod. Ref No.:                      SDG No.: E3NF0  
 Matrix: (SOIL/SED/WATER) SOIL Lab Sample ID: H1609-17A  
 Sample wt/vol: 30.0 (g/mL) G Lab File ID: S4D5419.D  
 Extraction: (Type) SONC  
 % Moisture: 37 Decanted: (Y/N) N Date Received: 08/21/2009  
 Concentrated Extract Volume: 10000 (uL) Date Extracted: 08/21/2009  
 Injection Volume: 2.0 (uL) GPC Factor: 0.10 Date Analyzed: 08/24/2009  
 GPC Cleanup: (Y/N) Y pH: 7.7 Dilution Factor: 1.0

CAS NO.	COMPOUND	CONCENTRATION UNITS:	
		(ug/L or ug/Kg)	UG/KG
91-20-3	Naphthalene	0	U
91-57-6	2-Methylnaphthalene	0	U
208-96-8	Acenaphthylene	0	U
83-32-9	Acenaphthene	0	U
86-73-7	Fluorene	0	U
85-01-8	Phenanthrene	14	
120-12-7	Anthracene	0	U
206-44-0	Fluoranthene	20	
129-00-0	Pyrene	16	
56-55-3	Benzo (a) anthracene	7.0	
218-01-9	Chrysene	9.9	
205-99-2	Benzo (b) fluoranthene	0	U
207-08-9	Benzo (k) fluoranthene	0	U
50-32-8	Benzo (a) pyrene	0	U
193-39-5	Indeno (1, 2, 3-cd) pyrene	0	U
53-70-3	Dibenzo (a, h) anthracene	0	U
191-24-2	Benzo (g, h, i) perylene	0	U

PRELIMINARY

SOM01.2 (6/2007)

1F - FORM I SV-SIM  
SEMIVOLATILE SIM ORGANICS ANALYSIS DATA SHEET

EPA SAMPLE NO.

E3NG0

Lab Name: MITKEM LABORATORIES Contract: EP-W-05-030  
 Lab Code: MITKEM Case No.: 38897 Mod. Ref No.: \_\_\_\_\_ SDG No.: E3NF0  
 Matrix: (SOIL/SED/WATER) SOIL Lab Sample ID: H1609-04A  
 Sample wt/vol: 30.0 (g/mL) G Lab File ID: S4D5432.D  
 Extraction: (Type) SONC  
 % Moisture: 40 Decanted: (Y/N) N Date Received: 08/21/2009  
 Concentrated Extract Volume: 10000 (uL) Date Extracted: 08/21/2009  
 Injection Volume: 2.0 (uL) GPC Factor: 0.10 Date Analyzed: 08/24/2009  
 GPC Cleanup: (Y/N) Y pH: 7.2 Dilution Factor: 8.0

CAS NO.	COMPOUND	CONCENTRATION UNITS:	
		(ug/L or ug/Kg)	UG/KG
91-20-3	Naphthalene	210	Q
91-57-6	2-Methylnaphthalene	540	E
208-96-8	Acenaphthylene	430	
83-32-9	Acenaphthene	820	E
86-73-7	Fluorene	1300	E
85-01-8	Phenanthrene	8900	E
120-12-7	Anthracene	1800	E
206-44-0	Fluoranthene	10000	E
129-00-0	Pyrene	9100	E
56-55-3	Benzo (a) anthracene	5900	E
218-01-9	Chrysene	6700	E
205-99-2	Benzo (b) fluoranthene	6300	E
207-08-9	Benzo (k) fluoranthene	4500	E
50-32-8	Benzo (a) pyrene	4400	E
193-39-5	Indeno (1,2,3-cd) pyrene	2300	E
53-70-3	Dibenzo (a,h) anthracene	1200	E
191-24-2	Benzo (g,h,i) perylene	2100	E

PRELIMINARY

SOM01.2 (6/2007)



1F - FORM I SV-SIM  
SEMIVOLATILE SIM ORGANICS ANALYSIS DATA SHEET

EPA SAMPLE NO.

E3NGOMS

Lab Name: MITKEM LABORATORIES Contract: EP-W-05-030  
 Lab Code: MITKEM Case No.: 38897 Mod. Ref No.:                      SDG No.: E3NF0  
 Matrix: (SOIL/SED/WATER) SOIL Lab Sample ID: H1609-04AMS  
 Sample wt/vol: 30.0 (g/mL) G Lab File ID: S4D5420.D  
 Extraction: (Type) SONC  
 % Moisture: 40 Decanted: (Y/N) N Date Received: 08/21/2009  
 Concentrated Extract Volume: 10000 (uL) Date Extracted: 08/21/2009  
 Injection Volume: 2.0 (uL) GPC Factor: 0.10 Date Analyzed: 08/24/2009  
 GPC Cleanup: (Y/N) Y pH: 7.2 Dilution Factor: 1.0

CAS NO.	COMPOUND	CONCENTRATION UNITS:	
		(ug/L or ug/Kg)	UG/KG
91-20-3	Naphthalene	190	E
91-57-6	2-Methylnaphthalene	560	E
208-96-8	Acenaphthylene	76	E
83-32-9	Acenaphthene	140	E
86-73-7	Fluorene	230	E
85-01-8	Phenanthrene	2000	E
120-12-7	Anthracene	340	E
206-44-0	Fluoranthene	2100	E
129-00-0	Pyrene	5700	E
56-55-3	Benzo(a)anthracene	4400	E
218-01-9	Chrysene	3700	E
205-99-2	Benzo(b)fluoranthene	750	E
207-08-9	Benzo(k)fluoranthene	410	E
50-32-8	Benzo(a)pyrene	620	E
193-39-5	Indeno(1,2,3-cd)pyrene	390	E
53-70-3	Dibenzo(a,h)anthracene	240	E
191-24-2	Benzo(g,h,i)perylene	370	E

PRELIMINARY

1F - FORM I SV-SIM  
SEMIVOLATILE SIM ORGANICS ANALYSIS DATA SHEET

EPA SAMPLE NO.

E3NGOMSD

Lab Name: MITKEM LABORATORIES Contract: EP-W-05-030  
 Lab Code: MITKEM Case No.: 38897 Mod. Ref No.:                      SDG No.: E3NF0  
 Matrix: (SOIL/SED/WATER) SOIL Lab Sample ID: H1609-04AMSD  
 Sample wt/vol: 30.0 (g/mL) G Lab File ID: S4D5421.D  
 Extraction: (Type) SONC  
 % Moisture: 40 Decanted: (Y/N) N Date Received: 08/21/2009  
 Concentrated Extract Volume: 10000 (uL) Date Extracted: 08/21/2009  
 Injection Volume: 2.0 (uL) GPC Factor: 0.10 Date Analyzed: 08/24/2009  
 GPC Cleanup: (Y/N) Y pH: 7.2 Dilution Factor: 1.0

CAS NO.	COMPOUND	CONCENTRATION UNITS:	
		(ug/L or ug/Kg)	UG/KG
91-20-3	Naphthalene	230	E
91-57-6	2-Methylnaphthalene	710	E
208-96-8	Acenaphthylene	78	E
83-32-9	Acenaphthene	140	E
86-73-7	Fluorene	240	E
85-01-8	Phenanthrene	5800	E
120-12-7	Anthracene	1000	E
206-44-0	Fluoranthene	6000	E
129-00-0	Pyrene	300	E
56-55-3	Benzo (a) anthracene	260	E
218-01-9	Chrysene	230	E
205-99-2	Benzo (b) fluoranthene	610	E
207-08-9	Benzo (k) fluoranthene	330	E
50-32-8	Benzo (a) pyrene	430	E
193-39-5	Indeno (1,2,3-cd) pyrene	280	E
53-70-3	Dibenzo (a,h) anthracene	170	E
191-24-2	Benzo (g,h,i) perylene	310	E

PRELIMINARY

SOM01.2 (6/2007)

1F - FORM I SV-SIM  
SEMIVOLATILE SIM ORGANICS ANALYSIS DATA SHEET

EPA SAMPLE NO.

E3NG1

Lab Name: MITKEM LABORATORIES Contract: EP-W-05-030  
 Lab Code: MITKEM Case No.: 38897 Mod. Ref No.: \_\_\_\_\_ SDG No.: E3NF0  
 Matrix: (SOIL/SED/WATER) SOIL Lab Sample ID: H1609-05A  
 Sample wt/vol: 30.0 (g/mL) G Lab File ID: S4D5433.D  
 Extraction: (Type) SONC  
 % Moisture: 43 Decanted: (Y/N) N Date Received: 08/21/2009  
 Concentrated Extract Volume: 10000 (uL) Date Extracted: 08/21/2009  
 Injection Volume: 2.0 (uL) GPC Factor: 0.10 Date Analyzed: 08/24/2009  
 GPC Cleanup: (Y/N) Y pH: 7.2 Dilution Factor: 8.0

CAS NO.	COMPOUND	CONCENTRATION UNITS:		Q
		(ug/L or ug/Kg)	UG/KG	
91-20-3	Naphthalene		140	
91-57-6	2-Methylnaphthalene		310	
208-96-8	Acenaphthylene		320	
83-32-9	Acenaphthene		600	E
86-73-7	Fluorene		950	E
85-01-8	Phenanthrene		7700	E
120-12-7	Anthracene		1400	E
206-44-0	Fluoranthene		9100	E
129-00-0	Pyrene		8700	E
56-55-3	Benzo(a)anthracene		5900	E
218-01-9	Chrysene		5500	E
205-99-2	Benzo(b)fluoranthene		5500	E
207-08-9	Benzo(k)fluoranthene		3300	E
50-32-8	Benzo(a)pyrene		4100	E
193-39-5	Indeno(1,2,3-cd)pyrene		2000	E
53-70-3	Dibenzo(a,h)anthracene		1100	E
191-24-2	Benzo(g,h,i)perylene		1800	E

PRELIMINARY

1F - FORM I SV-SIM  
SEMIVOLATILE SIM ORGANICS ANALYSIS DATA SHEET

EPA SAMPLE NO.

E3NG2

Lab Name: MITKEM LABORATORIES Contract: EP-W-05-030  
 Lab Code: MITKEM Case No.: 38897 Mod. Ref No.: \_\_\_\_\_ SDG No.: E3NF0  
 Matrix: (SOIL/SED/WATER) SOIL Lab Sample ID: H1609-06A  
 Sample wt/vol: 30.0 (g/mL) G Lab File ID: S4D5434.D  
 Extraction: (Type) SONC  
 % Moisture: 40 Decanted: (Y/N) N Date Received: 08/21/2009  
 Concentrated Extract Volume: 10000 (uL) Date Extracted: 08/21/2009  
 Injection Volume: 2.0 (uL) GPC Factor: 0.10 Date Analyzed: 08/24/2009  
 GPC Cleanup: (Y/N) Y pH: 7.3 Dilution Factor: 8.0

CAS NO.	COMPOUND	CONCENTRATION UNITS:		Q
		(ug/L or ug/Kg)	UG/KG	
91-20-3	Naphthalene		120	
91-57-6	2-Methylnaphthalene		230	
208-96-8	Acenaphthylene		270	
83-32-9	Acenaphthene		490	E
86-73-7	Fluorene		790	E
85-01-8	Phenanthrene		5600	E
120-12-7	Anthracene		970	E
206-44-0	Fluoranthene		7300	E
129-00-0	Pyrene		6400	E
56-55-3	Benzo (a) anthracene		4200	E
218-01-9	Chrysene		4100	E
205-99-2	Benzo (b) fluoranthene		4300	E
207-08-9	Benzo (k) fluoranthene		2500	E
50-32-8	Benzo (a) pyrene		3000	E
193-39-5	Indeno (1,2,3-cd) pyrene		1500	E
53-70-3	Dibenzo (a,h) anthracene		730	E
191-24-2	Benzo (g,h,i) perylene		1300	E

PRELIMINARY

SOM01.2 (6/2007)

1F - FORM I SV-SIM  
SEMIVOLATILE SIM ORGANICS ANALYSIS DATA SHEET

EPA SAMPLE NO.

E3NG3

Lab Name: MITKEM LABORATORIES Contract: EP-W-05-030  
 Lab Code: MITKEM Case No.: 38897 Mod. Ref No.:                      SDG No.: E3NF0  
 Matrix: (SOIL/SED/WATER) SOIL Lab Sample ID: H1609-07A  
 Sample wt/vol: 30.0 (g/mL) G Lab File ID: S4D5435.D  
 Extraction: (Type) SONC  
 % Moisture: 46 Decanted: (Y/N) N Date Received: 08/21/2009  
 Concentrated Extract Volume: 10000 (uL) Date Extracted: 08/21/2009  
 Injection Volume: 2.0 (uL) GPC Factor: 0.10 Date Analyzed: 08/24/2009  
 GPC Cleanup: (Y/N) Y pH: 7.2 Dilution Factor: 8.0

CAS NO.	COMPOUND	CONCENTRATION UNITS:	
		(ug/L or ug/Kg)	UG/KG
91-20-3	Naphthalene	620	E
91-57-6	2-Methylnaphthalene	1300	E
208-96-8	Acenaphthylene	430	
83-32-9	Acenaphthene	1700	E
86-73-7	Fluorene	2400	E
85-01-8	Phenanthrene	11000	E
120-12-7	Anthracene	2300	E
206-44-0	Fluoranthene	12000	E
129-00-0	Pyrene	12000	E
56-55-3	Benzo(a)anthracene	8000	E
218-01-9	Chrysene	7200	E
205-99-2	Benzo(b)fluoranthene	7500	E
207-08-9	Benzo(k)fluoranthene	4500	E
50-32-8	Benzo(a)pyrene	5100	E
193-39-5	Indeno(1,2,3-cd)pyrene	2600	E
53-70-3	Dibenzo(a,h)anthracene	1300	E
191-24-2	Benzo(g,h,i)perylene	2400	E

PRELIMINARY

1F - FORM I SV-SIM  
SEMIVOLATILE SIM ORGANICS ANALYSIS DATA SHEET

EPA SAMPLE NO.

E3NG4

Lab Name: MITKEM LABORATORIES Contract: EP-W-05-030  
 Lab Code: MITKEM Case No.: 38897 Mod. Ref No.:                      SDG No.: E3NF0  
 Matrix: (SOIL/SED/WATER) SOIL Lab Sample ID: H1609-08A  
 Sample wt/vol: 30.0 (g/mL) G Lab File ID: S4D5436.D  
 Extraction: (Type) SONC  
 % Moisture: 42 Decanted: (Y/N) N Date Received: 08/21/2009  
 Concentrated Extract Volume: 10000 (uL) Date Extracted: 08/21/2009  
 Injection Volume: 2.0 (uL) GPC Factor: 0.10 Date Analyzed: 08/24/2009  
 GPC Cleanup: (Y/N) Y pH: 7.6 Dilution Factor: 8.0

CAS NO.	COMPOUND	CONCENTRATION UNITS:		Q
		(ug/L or ug/Kg)	UG/KG	
91-20-3	Naphthalene		190	
91-57-6	2-Methylnaphthalene		390	
208-96-8	Acenaphthylene		190	
83-32-9	Acenaphthene		650	E
86-73-7	Fluorene		900	E
85-01-8	Phenanthrene		6500	E
120-12-7	Anthracene		1600	E
206-44-0	Fluoranthene		8200	E
129-00-0	Pyrene		6500	E
56-55-3	Benzo(a)anthracene		4300	E
218-01-9	Chrysene		4100	E
205-99-2	Benzo(b)fluoranthene		2700	E
207-08-9	Benzo(k)fluoranthene		3300	E
50-32-8	Benzo(a)pyrene		2900	E
193-39-5	Indeno(1,2,3-cd)pyrene		1500	E
53-70-3	Dibenzo(a,h)anthracene		720	E
191-24-2	Benzo(g,h,i)perylene		1400	E

PRELIMINARY

SOM01.2 (6/2007)

1F - FORM I SV-SIM  
SEMIVOLATILE SIM ORGANICS ANALYSIS DATA SHEET

EPA SAMPLE NO.

E3NG5

Lab Name: MITKEM LABORATORIES Contract: EP-W-05-030  
 Lab Code: MITKEM Case No.: 38897 Mod. Ref No.:                      SDG No.: E3NF0  
 Matrix: (SOIL/SED/WATER) SOIL Lab Sample ID: H1609-09A  
 Sample wt/vol: 30.0 (g/mL) G Lab File ID: S4D5437.D  
 Extraction: (Type) SONC  
 % Moisture: 37 Decanted: (Y/N) N Date Received: 08/21/2009  
 Concentrated Extract Volume: 10000 (uL) Date Extracted: 08/21/2009  
 Injection Volume: 2.0 (uL) GPC Factor: 0.10 Date Analyzed: 08/24/2009  
 GPC Cleanup: (Y/N) Y pH: 7.3 Dilution Factor: 8.0

CAS NO.	COMPOUND	CONCENTRATION UNITS:	
		(ug/L or ug/Kg)	UG/KG
91-20-3	Naphthalene	630	E
91-57-6	2-Methylnaphthalene	630	E
208-96-8	Acenaphthylene	410	
83-32-9	Acenaphthene	960	E
86-73-7	Fluorene	1300	E
85-01-8	Phenanthrene	7100	E
120-12-7	Anthracene	1200	E
206-44-0	Fluoranthene	9000	E
129-00-0	Pyrene	8100	E
56-55-3	Benzo(a)anthracene	5700	E
218-01-9	Chrysene	5700	E
205-99-2	Benzo(b)fluoranthene	3600	E
207-08-9	Benzo(k)fluoranthene	4100	E
50-32-8	Benzo(a)pyrene	4100	E
193-39-5	Indeno(1,2,3-cd)pyrene	2000	E
53-70-3	Dibenzo(a,h)anthracene	1100	E
191-24-2	Benzo(g,h,i)perylene	1800	E

PRELIMINARY

1F - FORM I SV-SIM  
SEMIVOLATILE SIM ORGANICS ANALYSIS DATA SHEET

EPA SAMPLE NO.

E3NG6

Lab Name: MITKEM LABORATORIES Contract: EP-W-05-030  
 Lab Code: MITKEM Case No.: 38897 Mod. Ref No.: \_\_\_\_\_ SDG No.: E3NF0  
 Matrix: (SOIL/SED/WATER) SOIL Lab Sample ID: H1609-10A  
 Sample wt/vol: 30.0 (g/mL) G Lab File ID: S4D5418.D  
 Extraction: (Type) SONC  
 % Moisture: 26 Decanted: (Y/N) N Date Received: 08/21/2009  
 Concentrated Extract Volume: 10000 (uL) Date Extracted: 08/21/2009  
 Injection Volume: 2.0 (uL) GPC Factor: 0.10 Date Analyzed: 08/24/2009  
 GPC Cleanup: (Y/N) Y pH: 7.3 Dilution Factor: 1.0

CAS NO.	COMPOUND	CONCENTRATION UNITS:	
		(ug/L or ug/Kg)	UG/KG
91-20-3	Naphthalene	0	U
91-57-6	2-Methylnaphthalene	0	U
208-96-8	Acenaphthylene	0	U
83-32-9	Acenaphthene	0	U
86-73-7	Fluorene	0	U
85-01-8	Phenanthrene	7.5	
120-12-7	Anthracene	0	U
206-44-0	Fluoranthene	11	
129-00-0	Pyrene	10	
56-55-3	Benzo(a)anthracene	0	U
218-01-9	Chrysene	0	U
205-99-2	Benzo(b)fluoranthene	0	U
207-08-9	Benzo(k)fluoranthene	0	U
50-32-8	Benzo(a)pyrene	0	U
193-39-5	Indeno(1,2,3-cd)pyrene	0	U
53-70-3	Dibenzo(a,h)anthracene	0	U
191-24-2	Benzo(g,h,i)perylene	0	U

PRELIMINARY

SOM01.2 (6/2007)



1F - FORM I SV-SIM  
SEMIVOLATILE SIM ORGANICS ANALYSIS DATA SHEET

EPA SAMPLE NO.

E3NG7

Lab Name: MITKEM LABORATORIES Contract: EP-W-05-030  
 Lab Code: MITKEM Case No.: 38897 Mod. Ref No.:                      SDG No.: E3NF0  
 Matrix: (SOIL/SED/WATER) SOIL Lab Sample ID: H1609-18A  
 Sample wt/vol: 30.0 (g/mL) G Lab File ID: S4D5427.D  
 Extraction: (Type) SONC  
 % Moisture: 42 Decanted: (Y/N) N Date Received: 08/21/2009  
 Concentrated Extract Volume: 10000 (uL) Date Extracted: 08/21/2009  
 Injection Volume: 2.0 (uL) GPC Factor: 0.10 Date Analyzed: 08/24/2009  
 GPC Cleanup: (Y/N) Y pH: 7.2 Dilution Factor: 8.0

CAS NO.	COMPOUND	CONCENTRATION UNITS:	
		(ug/L or ug/Kg)	UG/KG
91-20-3	Naphthalene	690	E
91-57-6	2-Methylnaphthalene	420	
208-96-8	Acenaphthylene	230	
83-32-9	Acenaphthene	3200	E
86-73-7	Fluorene	3000	E
85-01-8	Phenanthrene	13000	E
120-12-7	Anthracene	3400	E
206-44-0	Fluoranthene	13000	E
129-00-0	Pyrene	7200	E
56-55-3	Benzo(a)anthracene	5000	E
218-01-9	Chrysene	3700	E
205-99-2	Benzo(b)fluoranthene	8700	E
207-08-9	Benzo(k)fluoranthene	4800	E
50-32-8	Benzo(a)pyrene	6800	E
193-39-5	Indeno(1,2,3-cd)pyrene	3200	E
53-70-3	Dibenzo(a,h)anthracene	1600	E
191-24-2	Benzo(g,h,i)perylene	3300	E

PRELIMINARY

SOM01.2 (6/2007)

1F - FORM I SV-SIM  
SEMIVOLATILE SIM ORGANICS ANALYSIS DATA SHEET

EPA SAMPLE NO.

E3NG8

Lab Name: MITKEM LABORATORIES Contract: EP-W-05-030  
 Lab Code: MITKEM Case No.: 38897 Mod. Ref No.: \_\_\_\_\_ SDG No.: E3NF0  
 Matrix: (SOIL/SED/WATER) SOIL Lab Sample ID: H1609-19A  
 Sample wt/vol: 30.0 (g/mL) G Lab File ID: S4D5428.D  
 Extraction: (Type) SONC  
 % Moisture: 42 Decanted: (Y/N) N Date Received: 08/21/2009  
 Concentrated Extract Volume: 10000 (uL) Date Extracted: 08/21/2009  
 Injection Volume: 2.0 (uL) GPC Factor: 0.10 Date Analyzed: 08/24/2009  
 GPC Cleanup: (Y/N) Y pH: 7.6 Dilution Factor: 8.0

CAS NO.	COMPOUND	CONCENTRATION UNITS:	
		(ug/L or ug/Kg)	UG/KG
91-20-3	Naphthalene	870	E
91-57-6	2-Methylnaphthalene	440	
208-96-8	Acenaphthylene	360	
83-32-9	Acenaphthene	960	E
86-73-7	Fluorene	1200	E
85-01-8	Phenanthrene	7000	E
120-12-7	Anthracene	1300	E
206-44-0	Fluoranthene	8500	E
129-00-0	Pyrene	8700	E
56-55-3	Benzo(a)anthracene	5000	E
218-01-9	Chrysene	5400	E
205-99-2	Benzo(b)fluoranthene	4800	E
207-08-9	Benzo(k)fluoranthene	4200	E
50-32-8	Benzo(a)pyrene	4300	E
193-39-5	Indeno(1,2,3-cd)pyrene	2100	E
53-70-3	Dibenzo(a,h)anthracene	1000	E
191-24-2	Benzo(g,h,i)perylene	2200	E

PRELIMINARY

SOM01.2 (6/2007)

1F - FORM I SV-SIM  
SEMIVOLATILE SIM ORGANICS ANALYSIS DATA SHEET

EPA SAMPLE NO.

E3NG9

Lab Name: MITKEM LABORATORIES Contract: EP-W-05-030  
 Lab Code: MITKEM Case No.: 38897 Mod. Ref No.:                      SDG No.: E3NF0  
 Matrix: (SOIL/SED/WATER) SOIL Lab Sample ID: H1609-20A  
 Sample wt/vol: 30.0 (g/mL) G Lab File ID: S4D5429.D  
 Extraction: (Type) SONC  
 % Moisture: 41 Decanted: (Y/N) N Date Received: 08/21/2009  
 Concentrated Extract Volume: 10000 (uL) Date Extracted: 08/21/2009  
 Injection Volume: 2.0 (uL) GPC Factor: 0.10 Date Analyzed: 08/24/2009  
 GPC Cleanup: (Y/N) Y pH: 7.4 Dilution Factor: 8.0

CAS NO.	COMPOUND	CONCENTRATION UNITS:	
		(ug/L or ug/Kg)	UG/KG
91-20-3	Naphthalene	240	Q
91-57-6	2-Methylnaphthalene	230	
208-96-8	Acenaphthylene	210	
83-32-9	Acenaphthene	480	E
86-73-7	Fluorene	690	E
85-01-8	Phenanthrene	5200	E
120-12-7	Anthracene	950	E
206-44-0	Fluoranthene	6900	E
129-00-0	Pyrene	6200	E
56-55-3	Benzo (a) anthracene	3900	E
218-01-9	Chrysene	3600	E
205-99-2	Benzo (b) fluoranthene	4700	E
207-08-9	Benzo (k) fluoranthene	2500	E
50-32-8	Benzo (a) pyrene	3200	E
193-39-5	Indeno (1,2,3-cd) pyrene	1600	E
53-70-3	Dibenzo (a, h) anthracene	750	E
191-24-2	Benzo (g, h, i) perylene	1600	E

PRELIMINARY

SOM01.2 (6/2007)

1H - FORM I ARO  
 AROCLOR ORGANICS ANALYSIS DATA SHEET

EPA SAMPLE NO.

E3NH8

Lab Name: MITKEM LABORATORIES Contract: EP-W-05-030  
 Lab Code: MITKEM Case No.: 38897 Mod. Ref No.:                      SDG No.: E3NH0  
 Matrix: (SOIL/SED/WATER) SOIL Lab Sample ID: H1610-09A  
 Sample wt/vol: 30.0 (g/mL) G Lab File ID: E5F1400F.D/E5F1400R.D  
 % Moisture: 44 Decanted: (Y/N) N Date Received: 08/22/2009  
 Extraction: (Type) SONC Date Extracted: 08/22/2009  
 Concentrated Extract Volume: 10000 (uL) Date Analyzed: 08/23/2009  
 Injection Volume: 1.0 (uL) GPC Factor: 1.00 Dilution Factor: 1.0  
 GPC Cleanup: (Y/N) N pH: 7.7 Sulfur Cleanup: (Y/N) Y  
 Acid Cleanup: (Y/N) Y

CAS NO.	COMPOUND	CONCENTRATION UNITS: UG/KG	
		(ug/L or ug/Kg)	Q
12674-11-2	Aroclor-1016	59	U
11104-28-2	Aroclor-1221	59	U
11141-16-5	Aroclor-1232	59	U
53469-21-9	Aroclor-1242	59	U
12672-29-6	Aroclor-1248	7200	E
11097-69-1	Aroclor-1254	3200	EP
11096-82-5	Aroclor-1260	1100	E
37324-23-5	Aroclor-1262	59	U
11100-14-4	Aroclor-1268	59	U

PRELIMINARY

1H - FORM I ARO  
 AROCLOR ORGANICS ANALYSIS DATA SHEET

EPA SAMPLE NO.

E3NH9

Lab Name: MITKEM LABORATORIES Contract: EP-W-05-030  
 Lab Code: MITKEM Case No.: 38897 Mod. Ref No.:                      SDG No.: E3NH0  
 Matrix: (SOIL/SED/WATER) SOIL Lab Sample ID: H1610-10A  
 Sample wt/vol: 30.2 (g/mL) G Lab File ID: E5F1401F.D/E5F1401R.D  
 % Moisture: 41 Decanted: (Y/N) N Date Received: 08/22/2009  
 Extraction: (Type) SONC Date Extracted: 08/22/2009  
 Concentrated Extract Volume: 10000 (uL) Date Analyzed: 08/23/2009  
 Injection Volume: 1.0 (uL) GPC Factor: 1.00 Dilution Factor: 1.0  
 GPC Cleanup: (Y/N) N pH: 7.6 Sulfur Cleanup: (Y/N) Y  
 Acid Cleanup: (Y/N) Y

CAS NO.	COMPOUND	CONCENTRATION UNITS: <u>UG/KG</u>	
		(ug/L or ug/Kg)	<u>Q</u>
12674-11-2	Aroclor-1016	56	U
11104-28-2	Aroclor-1221	56	U
11141-16-5	Aroclor-1232	56	U
53469-21-9	Aroclor-1242	56	U
12672-29-6	Aroclor-1248	4100	E
11097-69-1	Aroclor-1254	2400	EP
11096-82-5	Aroclor-1260	830	E
37324-23-5	Aroclor-1262	56	U
11100-14-4	Aroclor-1268	56	U

PRELIMINARY

1H - FORM I ARO  
 AROCLOR ORGANICS ANALYSIS DATA SHEET

EPA SAMPLE NO.

E3NJ0

Lab Name: MITKEM LABORATORIES Contract: EP-W-05-030  
 Lab Code: MITKEM Case No.: 38897 Mod. Ref No.:                      SDG No.: E3NH0  
 Matrix: (SOIL/SED/WATER) SOIL Lab Sample ID: H1610-11A  
 Sample wt/vol: 30.0 (g/mL) G Lab File ID: E5F1402F.D/E5F1402R.D  
 % Moisture: 39 Decanted: (Y/N) N Date Received: 08/22/2009  
 Extraction: (Type) SONC Date Extracted: 08/22/2009  
 Concentrated Extract Volume: 10000 (uL) Date Analyzed: 08/23/2009  
 Injection Volume: 1.0 (uL) GPC Factor: 1.00 Dilution Factor: 1.0  
 GPC Cleanup: (Y/N) N pH: 7.7 Sulfur Cleanup: (Y/N) Y  
 Acid Cleanup: (Y/N) Y

CAS NO.	COMPOUND	CONCENTRATION UNITS: <u>UG/KG</u> (ug/L or ug/Kg)	<u>Q</u>
12674-11-2	Aroclor-1016	54	U
11104-28-2	Aroclor-1221	54	U
11141-16-5	Aroclor-1232	54	U
53469-21-9	Aroclor-1242	54	U
12672-29-6	Aroclor-1248	54	U
11097-69-1	Aroclor-1254	1500	EP
11096-82-5	Aroclor-1260	730	E
37324-23-5	Aroclor-1262	54	U
11100-14-4	Aroclor-1268	54	U

PRELIMINARY

1H - FORM I ARO  
 AROCLOR ORGANICS ANALYSIS DATA SHEET

EPA SAMPLE NO.

E3NJ1

Lab Name: MITKEM LABORATORIES Contract: EP-W-05-030  
 Lab Code: MITKEM Case No.: 38897 Mod. Ref No.:                      SDG No.: E3NH0  
 Matrix: (SOIL/SED/WATER) SOIL Lab Sample ID: H1610-12A  
 Sample wt/vol: 30.1 (g/mL) G Lab File ID: E5F1404F.D/E5F1404R.D  
 % Moisture: 42 Decanted: (Y/N) N Date Received: 08/22/2009  
 Extraction: (Type) SONC Date Extracted: 08/22/2009  
 Concentrated Extract Volume: 10000 (uL) Date Analyzed: 08/23/2009  
 Injection Volume: 1.0 (uL) GPC Factor: 1.00 Dilution Factor: 1.0  
 GPC Cleanup: (Y/N) N pH: 7.7 Sulfur Cleanup: (Y/N) Y  
 Acid Cleanup: (Y/N) Y

CAS NO.	COMPOUND	CONCENTRATION UNITS: UG/KG	
		(ug/L or ug/Kg)	Q
12674-11-2	Aroclor-1016	57	U
11104-28-2	Aroclor-1221	57	U
11141-16-5	Aroclor-1232	57	U
53469-21-9	Aroclor-1242	57	U
12672-29-6	Aroclor-1248	57	U
11097-69-1	Aroclor-1254	150	
11096-82-5	Aroclor-1260	94	P
37324-23-5	Aroclor-1262	57	U
11100-14-4	Aroclor-1268	57	U

PRELIMINARY

1H - FORM I ARO  
 AROCLOR ORGANICS ANALYSIS DATA SHEET

EPA SAMPLE NO.

E3NJ2

Lab Name: MITKEM LABORATORIES Contract: EP-W-05-030  
 Lab Code: MITKEM Case No.: 38897 Mod. Ref No.: \_\_\_\_\_ SDG No.: E3NH0  
 Matrix: (SOIL/SED/WATER) SOIL Lab Sample ID: H1610-13A  
 Sample wt/vol: 30.0 (g/mL) G Lab File ID: E5F1405F.D/E5F1405R.D  
 % Moisture: 37 Decanted: (Y/N) N Date Received: 08/22/2009  
 Extraction: (Type) SONC Date Extracted: 08/22/2009  
 Concentrated Extract Volume: 10000 (uL) Date Analyzed: 08/23/2009  
 Injection Volume: 1.0 (uL) GPC Factor: 1.00 Dilution Factor: 1.0  
 GPC Cleanup: (Y/N) N pH: 7.7 Sulfur Cleanup: (Y/N) Y  
 Acid Cleanup: (Y/N) Y

CAS NO.	COMPOUND	CONCENTRATION UNITS: <u>UG/KG</u>	
		(ug/L or ug/Kg)	<u>Q</u>
12674-11-2	Aroclor-1016	52	U
11104-28-2	Aroclor-1221	52	U
11141-16-5	Aroclor-1232	52	U
53469-21-9	Aroclor-1242	52	U
12672-29-6	Aroclor-1248	52	U
11097-69-1	Aroclor-1254	52	U
11096-82-5	Aroclor-1260	52	U
37324-23-5	Aroclor-1262	52	U
11100-14-4	Aroclor-1268	52	U

PRELIMINARY



1H - FORM I ARO  
 AROCLOR ORGANICS ANALYSIS DATA SHEET

EPA SAMPLE NO.

E3NJ3

Lab Name: MITKEM LABORATORIES Contract: EP-W-05-030  
 Lab Code: MITKEM Case No.: 38897 Mod. Ref No.: \_\_\_\_\_ SDG No.: E3NH0  
 Matrix: (SOIL/SED/WATER) SOIL Lab Sample ID: H1610-14A  
 Sample wt/vol: 30.2 (g/mL) G Lab File ID: E5F1406F.D/E5F1406R.D  
 % Moisture: 32 Decanted: (Y/N) N Date Received: 08/22/2009  
 Extraction: (Type) SONC Date Extracted: 08/22/2009  
 Concentrated Extract Volume: 10000 (uL) Date Analyzed: 08/23/2009  
 Injection Volume: 1.0 (uL) GPC Factor: 1.00 Dilution Factor: 1.0  
 GPC Cleanup: (Y/N) N pH: 7.8 Sulfur Cleanup: (Y/N) Y  
 Acid Cleanup: (Y/N) Y

CAS NO.	COMPOUND	CONCENTRATION UNITS: <u>UG/KG</u>	
		(ug/L or ug/Kg)	<u>Q</u>
12674-11-2	Aroclor-1016	48	U
11104-28-2	Aroclor-1221	48	U
11141-16-5	Aroclor-1232	48	U
53469-21-9	Aroclor-1242	48	U
12672-29-6	Aroclor-1248	48	U
11097-69-1	Aroclor-1254	48	U
11096-82-5	Aroclor-1260	48	U
37324-23-5	Aroclor-1262	48	U
11100-14-4	Aroclor-1268	48	U

PRELIMINARY

1H - FORM I ARO  
 AROCLOR ORGANICS ANALYSIS DATA SHEET

EPA SAMPLE NO.

E3NJ4

Lab Name: MITKEM LABORATORIES Contract: EP-W-05-030  
 Lab Code: MITKEM Case No.: 38897 Mod. Ref No.: \_\_\_\_\_ SDG No.: E3NH0  
 Matrix: (SOIL/SED/WATER) SOIL Lab Sample ID: H1610-15A  
 Sample wt/vol: 30.0 (g/mL) G Lab File ID: E5F1408F.D/E5F1408R.D  
 % Moisture: 43 Decanted: (Y/N) N Date Received: 08/22/2009  
 Extraction: (Type) SONC Date Extracted: 08/22/2009  
 Concentrated Extract Volume: 10000 (uL) Date Analyzed: 08/24/2009  
 Injection Volume: 1.0 (uL) GPC Factor: 1.00 Dilution Factor: 1.0  
 GPC Cleanup: (Y/N) N pH: 7.6 Sulfur Cleanup: (Y/N) Y  
 Acid Cleanup: (Y/N) Y

CAS NO.	COMPOUND	CONCENTRATION UNITS: UG/KG	
		(ug/L or ug/Kg)	Q
12674-11-2	Aroclor-1016	58	U
11104-28-2	Aroclor-1221	58	U
11141-16-5	Aroclor-1232	58	U
53469-21-9	Aroclor-1242	58	U
12672-29-6	Aroclor-1248	58	U
11097-69-1	Aroclor-1254	58	U
11096-82-5	Aroclor-1260	58	U
37324-23-5	Aroclor-1262	58	U
11100-14-4	Aroclor-1268	58	U

**PRELIMINARY**

1H - FORM I ARO  
 AROCLOR ORGANICS ANALYSIS DATA SHEET

EPA SAMPLE NO.

E3NJ5

Lab Name: MITKEM LABORATORIES Contract: EP-W-05-030  
 Lab Code: MITKEM Case No.: 38897 Mod. Ref No.: SDG No.: E3NH0  
 Matrix: (SOIL/SED/WATER) SOIL Lab Sample ID: H1610-16A  
 Sample wt/vol: 30.4 (g/mL) G Lab File ID: E5F1463F.D/E5F1463R.D  
 % Moisture: 40 Decanted: (Y/N) N Date Received: 08/22/2009  
 Extraction: (Type) SONC Date Extracted: 08/22/2009  
 Concentrated Extract Volume: 10000 (uL) Date Analyzed: 08/24/2009  
 Injection Volume: 1.0 (uL) GPC Factor: 1.00 Dilution Factor: 1.0  
 GPC Cleanup: (Y/N) N pH: 7.7 Sulfur Cleanup: (Y/N) Y  
 Acid Cleanup: (Y/N) Y

CAS NO.	COMPOUND	CONCENTRATION UNITS: <u>UG/KG</u>	
		(ug/L or ug/Kg)	<u>Q</u>
12674-11-2	Aroclor-1016	54	U
11104-28-2	Aroclor-1221	54	U
11141-16-5	Aroclor-1232	54	U
53469-21-9	Aroclor-1242	54	U
12672-29-6	Aroclor-1248	7700	E
11097-69-1	Aroclor-1254	4100	EP
11096-82-5	Aroclor-1260	1600	E
37324-23-5	Aroclor-1262	54	U
11100-14-4	Aroclor-1268	54	U

PRELIMINARY

1H - FORM I ARO  
 AROCLOR ORGANICS ANALYSIS DATA SHEET

EPA SAMPLE NO.

E3NJ6

Lab Name: MITKEM LABORATORIES Contract: EP-W-05-030  
 Lab Code: MITKEM Case No.: 38897 Mod. Ref No.: \_\_\_\_\_ SDG No.: E3NH0  
 Matrix: (SOIL/SED/WATER) SOIL Lab Sample ID: H1610-17A  
 Sample wt/vol: 30.0 (g/mL) G Lab File ID: E5F1410F.D/E5F1410R.D  
 % Moisture: 39 Decanted: (Y/N) N Date Received: 08/22/2009  
 Extraction: (Type) SONC Date Extracted: 08/22/2009  
 Concentrated Extract Volume: 10000 (uL) Date Analyzed: 08/24/2009  
 Injection Volume: 1.0 (uL) GPC Factor: 1.00 Dilution Factor: 1.0  
 GPC Cleanup: (Y/N) N pH: 7.5 Sulfur Cleanup: (Y/N) Y  
 Acid Cleanup: (Y/N) Y

CAS NO.	COMPOUND	CONCENTRATION UNITS: <u>UG/KG</u>	
		(ug/L or ug/Kg)	<u>Q</u>
12674-11-2	Aroclor-1016	54	U
11104-28-2	Aroclor-1221	54	U
11141-16-5	Aroclor-1232	54	U
53469-21-9	Aroclor-1242	54	U
12672-29-6	Aroclor-1248	5800	E
11097-69-1	Aroclor-1254	3200	EP
11096-82-5	Aroclor-1260	1100	E
37324-23-5	Aroclor-1262	54	U
11100-14-4	Aroclor-1268	54	U

PRELIMINARY

1H - FORM I ARO  
 AROCLOR ORGANICS ANALYSIS DATA SHEET

EPA SAMPLE NO.

E3NJ7

Lab Name: MITKEM LABORATORIES Contract: EP-W-05-030  
 Lab Code: MITKEM Case No.: 38897 Mod. Ref No.:                      SDG No.: E3NH0  
 Matrix: (SOIL/SED/WATER) SOIL Lab Sample ID: H1610-18A  
 Sample wt/vol: 30.0 (g/mL) G Lab File ID: E5F1412F.D/E5F1412R.D  
 % Moisture: 40 Decanted: (Y/N) N Date Received: 08/22/2009  
 Extraction: (Type) SONC Date Extracted: 08/22/2009  
 Concentrated Extract Volume: 10000 (uL) Date Analyzed: 08/24/2009  
 Injection Volume: 1.0 (uL) GPC Factor: 1.00 Dilution Factor: 1.0  
 GPC Cleanup: (Y/N) N pH: 7.5 Sulfur Cleanup: (Y/N) Y  
 Acid Cleanup: (Y/N) Y

CAS NO.	COMPOUND	CONCENTRATION UNITS: <u>UG/KG</u>	
		(ug/L or ug/Kg)	<u>Q</u>
12674-11-2	Aroclor-1016	55	U
11104-28-2	Aroclor-1221	55	U
11141-16-5	Aroclor-1232	55	U
53469-21-9	Aroclor-1242	55	U
12672-29-6	Aroclor-1248	2300	EP
11097-69-1	Aroclor-1254	2300	EP
11096-82-5	Aroclor-1260	870	E
37324-23-5	Aroclor-1262	55	U
11100-14-4	Aroclor-1268	55	U

PRELIMINARY

1H - FORM I ARO  
 AROCLOR ORGANICS ANALYSIS DATA SHEET

EPA SAMPLE NO.

E3NJ8

Lab Name: MITKEM LABORATORIES Contract: EP-W-05-030  
 Lab Code: MITKEM Case No.: 38897 Mod. Ref No.: \_\_\_\_\_ SDG No.: E3NH0  
 Matrix: (SOIL/SED/WATER) SOIL Lab Sample ID: H1610-19A  
 Sample wt/vol: 30.3 (g/mL) G Lab File ID: E5F1413F.D/E5F1413R.D  
 % Moisture: 36 Decanted: (Y/N) N Date Received: 08/22/2009  
 Extraction: (Type) SONC Date Extracted: 08/22/2009  
 Concentrated Extract Volume: 10000 (uL) Date Analyzed: 08/24/2009  
 Injection Volume: 1.0 (uL) GPC Factor: 1.00 Dilution Factor: 1.0  
 GPC Cleanup: (Y/N) N pH: 7.8 Sulfur Cleanup: (Y/N) Y  
 Acid Cleanup: (Y/N) Y

CAS NO.	COMPOUND	CONCENTRATION UNITS:	
		ug/L or ug/Kg	ug/KG
12674-11-2	Aroclor-1016	51	U
11104-28-2	Aroclor-1221	51	U
11141-16-5	Aroclor-1232	51	U
53469-21-9	Aroclor-1242	51	U
12672-29-6	Aroclor-1248	51	U
11097-69-1	Aroclor-1254	250	P
11096-82-5	Aroclor-1260	130	P
37324-23-5	Aroclor-1262	51	U
11100-14-4	Aroclor-1268	51	U

**PRELIMINARY**

1H - FORM I ARO  
 AROCLOR ORGANICS ANALYSIS DATA SHEET

EPA SAMPLE NO.

E3NJ9

Lab Name: MITKEM LABORATORIES Contract: EP-W-05-030  
 Lab Code: MITKEM Case No.: 38897 Mod. Ref No.: \_\_\_\_\_ SDG No.: E3NH0  
 Matrix: (SOIL/SED/WATER) SOIL Lab Sample ID: H1610-20A  
 Sample wt/vol: 30.0 (g/mL) G Lab File ID: E5F1414F.D/E5F1414R.D  
 % Moisture: 36 Decanted: (Y/N) N Date Received: 08/22/2009  
 Extraction: (Type) SONC Date Extracted: 08/22/2009  
 Concentrated Extract Volume: 10000 (uL) Date Analyzed: 08/24/2009  
 Injection Volume: 1.0 (uL) GPC Factor: 1.00 Dilution Factor: 1.0  
 GPC Cleanup: (Y/N) N pH: 7.7 Sulfur Cleanup: (Y/N) Y  
 Acid Cleanup: (Y/N) Y

CAS NO.	COMPOUND	CONCENTRATION UNITS:	
		UG/KG (ug/L or ug/Kg)	Q
12674-11-2	Aroclor-1016	52	U
11104-28-2	Aroclor-1221	52	U
11141-16-5	Aroclor-1232	52	U
53469-21-9	Aroclor-1242	52	U
12672-29-6	Aroclor-1248	52	U
11097-69-1	Aroclor-1254	52	U
11096-82-5	Aroclor-1260	52	U
37324-23-5	Aroclor-1262	52	U
11100-14-4	Aroclor-1268	52	U

PRELIMINARY

10C - FORM X ARO  
IDENTIFICATION SUMMARY  
FOR MULTICOMPONENT ANALYTES

EPA SAMPLE NO.

E3NH8

Lab Name: MITKEM LABORATORIES Contract: EP-W-05-030  
 Lab Code: MITKEM Case No.: 38897 Mod. Ref No.: SDG No.: E3NH0  
 Lab Sample ID: H1610-09A Date(s) Analyzed: 08/23/2009 08/23/2009  
 Instrument ID (1): E5 Instrument ID (2): E5  
 GC Column(1): CLPPest ID: 0.53 (mm) GC Column(2): CLPPestII ID: 0.53 (MM)

ANALYTE	PEAK	RT	RT WINDOW		CONCENTRATION		%D
			FROM	TO	PEAK	MEAN	
Aroclor-1248	1	5.206	4.339	4.479	5157.6692	7217.118651	
	2	5.432	4.963	5.103	6869.9652		
	3	5.853	5.184	5.324	9623.7216		
	4						
	5						
COLUMN 1	1	5.785	5.267	5.407	7099.5078	7850.126023	8.8
	2	6.125	5.595	5.735	8765.6916		
	3	6.395	5.854	5.994	7685.1786		
	4						
	5						
COLUMN 2	1	5.160	5.594	5.734	3138.8833	3201.650029	
	2	6.159	6.097	6.237	3397.2444		
	3	6.365	6.409	6.549	3068.8224		
	4						
	5						
Aroclor-1254	1	6.718	5.795	5.935	7559.3742	6161.000850	92.4
	2	6.840	6.325	6.465	5295.9886		
	3	7.065	7.106	7.246	5627.6398		
	4						
	5						
COLUMN 2	1	6.664	5.791	5.931	2397.1480	1216.840044	
	2	7.317	7.082	7.222	514.8711		
	3	7.570	7.345	7.485	738.5010		
	4						
	5						
Aroclor-1260	1	7.874	6.754	6.894	1513.1061	1082.248835	12.4
	2	8.100	7.670	7.810	789.0880		
	3	8.428	7.971	8.111	944.5524		
	4						
	5						
COLUMN 2	1						
	2						
	3						
	4						
	5						

At least 3 peaks for each column are required for identification of multicomponent analytes

PRELIMINARY



10C - FORM X ARO  
IDENTIFICATION SUMMARY  
FOR MULTICOMPONENT ANALYTES

EPA SAMPLE NO.

E3NH9

Lab Name: MITKEM LABORATORIES Contract: EP-W-05-030  
 Lab Code: MITKEM Case No.: 38897 Mod. Ref No.: SDG No.: E3NH0  
 Lab Sample ID: H1610-10A Date(s) Analyzed: 08/23/2009 08/23/2009  
 Instrument ID (1): E5 Instrument ID (2): E5  
 GC Column(1): CLPPest ID: 0.53 (mm) GC Column(2): CLPPestII ID: 0.53 (MM)

ANALYTE	PEAK	RT	RT WINDOW		CONCENTRATION		%D
			FROM	TO	PEAK	MEAN	
Aroclor-1248	1	5.209	4.339	4.479	3000.9298	4883.063702	
	2	5.432	4.963	5.103	4598.6615		
COLUMN 1	3	5.855	5.184	5.324	7049.5997		
	4						
	5						
COLUMN 2	1	5.787	5.267	5.407	3451.4733		
	2	6.127	5.595	5.735	5012.1594		
	3	6.399	5.854	5.994	3891.4364		
	4						
	5						
Aroclor-1254	1	5.162	5.594	5.734	2249.3812	2383.254732	
	2	6.161	6.097	6.237	2487.7336		
COLUMN 1	3	6.366	6.409	6.549	2412.6494		
	4						
	5						
COLUMN 2	1	6.720	5.795	5.935	4009.1532		
	2	6.843	6.325	6.465	3006.7191		
	3	7.067	7.106	7.246	3693.5116		
	4						
	5						
Aroclor-1260	1	6.666	5.791	5.931	1932.4145	957.636371	
	2	7.320	7.082	7.222	392.1436		
COLUMN 1	3	7.573	7.345	7.485	548.3510		
	4						
	5						
COLUMN 2	1	7.875	6.754	6.894	1150.0503		
	2	8.102	7.670	7.810	571.5724		
	3	8.431	7.971	8.111	758.7456		
	4						
	5						
					826.789461	15.8	

At least 3 peaks for each column are required for identification of multicomponent analytes

PRELIMINARY

10C - FORM X ARO  
 IDENTIFICATION SUMMARY  
 FOR MULTICOMPONENT ANALYTES

EPA SAMPLE NO.

E3NJ0

Lab Name: MITKEM LABORATORIES Contract: EP-W-05-030  
 Lab Code: MITKEM Case No.: 38897 Mod. Ref No.: SDG No.: E3NH0  
 Lab Sample ID: H1610-11A Date(s) Analyzed: 08/23/2009 08/23/2009  
 Instrument ID (1): E5 Instrument ID (2): E5  
 GC Column(1): CLPPest ID: 0.53 (mm) GC Column(2): CLPPestII ID: 0.53 (MM)

ANALYTE	PEAK	RT	RT WINDOW		CONCENTRATION		%D
			FROM	TO	PEAK	MEAN	
Aroclor-1254	1	5.162	5.594	5.734	1125.1524	1464.156699	
	2	6.161	6.097	6.237	1319.2634		
COLUMN 1	3	6.365	6.409	6.549	1948.0543		
	4						
	5						
COLUMN 2	1	6.717	5.795	5.935	1989.1524		
	2	6.840	6.325	6.465	1820.3425		
	3	7.065	7.106	7.246	1890.3216		
	4						
	5						
Aroclor-1260	1	6.666	5.791	5.931	1478.8081	833.954107	
	2	7.319	7.082	7.222	434.6491		
COLUMN 1	3	7.573	7.345	7.485	588.4052		
	4						
	5						
COLUMN 2	1	7.894	6.754	6.894	645.5373		
	2	8.102	7.670	7.810	679.4357		
	3	8.430	7.971	8.111	876.4492		
	4						
	5						
					733.807420	13.6	

At least 3 peaks for each column are required for identification of multicomponent analytes

PRELIMINARY

10C - FORM X ARO  
IDENTIFICATION SUMMARY  
FOR MULTICOMPONENT ANALYTES

EPA SAMPLE NO.

E3NJ1

Lab Name: MITKEM LABORATORIES Contract: EP-W-05-030  
 Lab Code: MITKEM Case No.: 38897 Mod. Ref No.: SDG No.: E3NH0  
 Lab Sample ID: H1610-12A Date(s) Analyzed: 08/23/2009 08/23/2009  
 Instrument ID (1): E5 Instrument ID (2): E5  
 GC Column(1): CLPPest ID: 0.53 (mm) GC Column(2): CLPPestII ID: 0.53 (MM)

ANALYTE	PEAK	RT	RT WINDOW		CONCENTRATION		%D
			FROM	TO	PEAK	MEAN	
Aroclor-1254	1	5.161	5.594	5.734	48.7993	155.585162	
	2	6.163	6.097	6.237	93.8735		
COLUMN 1	3	6.395	6.409	6.549	324.0826		
	4						
	5						
COLUMN 2	1	6.740	5.795	5.935	189.4625	147.653256	5.4
	2	6.835	6.325	6.465	170.8911		
	3	7.066	7.106	7.246	82.6061		
	4						
	5						
Aroclor-1260	1	6.681	5.791	5.931	146.4192	93.671091	
	2	7.317	7.082	7.222	30.3440		
COLUMN 1	3	7.621	7.345	7.485	104.2501		
	4						
	5						
COLUMN 2	1	7.850	6.754	6.894	129.8186	133.674083	42.7
	2	8.117	7.670	7.810	169.0968		
	3	8.420	7.971	8.111	102.1068		
	4						
	5						

At least 3 peaks for each column are required for identification of multicomponent analytes

PRELIMINARY

10C - FORM X ARO  
IDENTIFICATION SUMMARY  
FOR MULTICOMPONENT ANALYTES

EPA SAMPLE NO.

E3NJ5

Lab Name: MITKEM LABORATORIES Contract: EP-W-05-030  
 Lab Code: MITKEM Case No.: 38897 Mod. Ref No.: SDG No.: E3NH0  
 Lab Sample ID: H1610-16A Date(s) Analyzed: 08/24/2009 08/24/2009  
 Instrument ID (1): E5 Instrument ID (2): E5  
 GC Column(1): CLPPest ID: 0.53 (mm) GC Column(2): CLPPestII ID: 0.53 (MM)

ANALYTE	PEAK	RT	RT WINDOW		CONCENTRATION		%D
			FROM	TO	PEAK	MEAN	
Aroclor-1248	1	5.211	4.339	4.479	4917.6144	7977.416250	
	2	5.434	4.963	5.103	7544.1482		
COLUMN 1	3	5.856	5.184	5.324	11470.4861		
	4						
	5						
COLUMN 2	1	5.785	5.267	5.407	6488.7672		
	2	6.125	5.595	5.735	8907.3335		
	3	6.397	5.854	5.994	7719.9723		
	4						
	5						
Aroclor-1254	1	5.163	5.594	5.734	3808.8235	4066.044815	
	2	6.163	6.097	6.237	4114.3427		
COLUMN 1	3	6.369	6.409	6.549	4274.9682		
	4						
	5						
COLUMN 2	1	6.719	5.795	5.935	9664.6276		
	2	6.840	6.325	6.465	6860.8623		
	3	7.066	7.106	7.246	7255.7938		
	4						
	5						
Aroclor-1260	1	6.669	5.791	5.931	3182.4300	1587.017583	
	2	7.324	7.082	7.222	614.0677		
COLUMN 1	3	7.577	7.345	7.485	964.5551		
	4						
	5						
COLUMN 2	1	7.874	6.754	6.894	2280.7286		
	2	8.103	7.670	7.810	1036.0586		
	3	8.431	7.971	8.111	1407.8331		
	4						
	5						
					1574.873438	0.8	

At least 3 peaks for each column are required for identification of multicomponent analytes

PRELIMINARY

10C - FORM X ARO  
IDENTIFICATION SUMMARY  
FOR MULTICOMPONENT ANALYTES

EPA SAMPLE NO.

E3NJ6

Lab Name: MITKEM LABORATORIES Contract: EP-W-05-030  
Lab Code: MITKEM Case No.: 38897 Mod. Ref No.: SDG No.: E3NH0  
Lab Sample ID: H1610-17A Date(s) Analyzed: 08/24/2009 08/24/2009  
Instrument ID (1): E5 Instrument ID (2): E5  
GC Column(1): CLPPest ID: 0.53 (mm) GC Column(2): CLPPestII ID: 0.53 (MM)

ANALYTE	PEAK	RT	RT WINDOW		CONCENTRATION		%D
			FROM	TO	PEAK	MEAN	
Aroclor-1248	1	5.207	4.339	4.479	3901.8158	6508.257421	
	2	5.432	4.963	5.103	6125.2159		
	3	5.853	5.184	5.324	9497.7406		
	4						
	5						
COLUMN 1	1	5.785	5.267	5.407	4776.0991	5772.739197	12.7
	2	6.126	5.595	5.735	6823.1449		
	3	6.397	5.854	5.994	5718.9736		
	4						
	5						
COLUMN 2	1	5.160	5.594	5.734	3087.0022	3227.272939	
	2	6.161	6.097	6.237	3264.2593		
	3	6.365	6.409	6.549	3330.5574		
	4						
	5						
Aroclor-1254	1	6.718	5.795	5.935	6509.8472	5696.417676	76.5
	2	6.841	6.325	6.465	5252.4578		
	3	7.066	7.106	7.246	5326.9481		
	4						
	5						
COLUMN 2	1	6.666	5.791	5.931	2554.8861	1272.276938	
	2	7.320	7.082	7.222	512.9159		
	3	7.574	7.345	7.485	749.0287		
	4						
	5						
Aroclor-1260	1	7.875	6.754	6.894	1624.4314	1140.373485	11.6
	2	8.102	7.670	7.810	797.8117		
	3	8.429	7.971	8.111	998.8774		
	4						
	5						
COLUMN 1	1	7.875	6.754	6.894	1624.4314	1140.373485	11.6
	2	8.102	7.670	7.810	797.8117		
	3	8.429	7.971	8.111	998.8774		
	4						
	5						

At least 3 peaks for each column are required for identification of multicomponent analytes

PRELIMINARY

10C - FORM X ARO  
IDENTIFICATION SUMMARY  
FOR MULTICOMPONENT ANALYTES

EPA SAMPLE NO.

E3NJ7

Lab Name: MITKEM LABORATORIES Contract: EP-W-05-030  
 Lab Code: MITKEM Case No.: 38897 Mod. Ref No.: SDG No.: E3NH0  
 Lab Sample ID: H1610-18A Date(s) Analyzed: 08/24/2009 08/24/2009  
 Instrument ID (1): E5 Instrument ID (2): E5  
 GC Column(1): CLPPest ID: 0.53 (mm) GC Column(2): CLPPestII ID: 0.53 (MM)

ANALYTE	PEAK	RT	RT WINDOW		CONCENTRATION		%D
			FROM	TO	PEAK	MEAN	
Aroclor-1248	1	5.207	4.339	4.479	1754.1897	3949.817406	
	2	5.430	4.963	5.103	3704.2024		
COLUMN 1	3	5.853	5.184	5.324	6391.0601		
	4						
	5						
COLUMN 2	1	5.784	5.267	5.407	1436.3338		
	2	6.123	5.595	5.735	3182.5206		
	3	6.400	5.854	5.994	2368.3837		
	4						
	5						
Aroclor-1254	1	5.161	5.594	5.734	1948.7330	2294.337747	
	2	6.159	6.097	6.237	2308.2510		
COLUMN 1	3	6.363	6.409	6.549	2626.0293		
	4						
	5						
COLUMN 2	1	6.717	5.795	5.935	4352.6991		
	2	6.840	6.325	6.465	3044.9064		
	3	7.064	7.106	7.246	3501.0045		
	4						
	5						
Aroclor-1260	1	6.665	5.791	5.931	2115.8946	1031.846590	
	2	7.317	7.082	7.222	397.5254		
COLUMN 1	3	7.571	7.345	7.485	582.1198		
	4						
	5						
COLUMN 2	1	7.872	6.754	6.894	1268.0139		
	2	8.099	7.670	7.810	609.4692		
	3	8.426	7.971	8.111	745.5675		
	4						
	5						
					874.350209	18.0	

At least 3 peaks for each column are required for identification of multicomponent analytes

PRELIMINARY

10C - FORM X ARO  
 IDENTIFICATION SUMMARY  
 FOR MULTICOMPONENT ANALYTES

EPA SAMPLE NO.

E3NJ8

Lab Name: MITKEM LABORATORIES Contract: EP-W-05-030  
 Lab Code: MITKEM Case No.: 38897 Mod. Ref No.: SDG No.: E3NH0  
 Lab Sample ID: H1610-19A Date(s) Analyzed: 08/24/2009 08/24/2009  
 Instrument ID (1): E5 Instrument ID (2): E5  
 GC Column(1): CLPPest ID: 0.53 (mm) GC Column(2): CLPPestII ID: 0.53 (MM)

ANALYTE	PEAK	RT	RT WINDOW		CONCENTRATION		%D
			FROM	TO	PEAK	MEAN	
Aroclor-1254	1	5.157	5.594	5.734	183.7100	248.971236	
	2	6.157	6.097	6.237	277.1812		
COLUMN 1	3	6.362	6.409	6.549	286.0225		
	4						
	5						
COLUMN 2	1	6.689	5.795	5.935	597.6465	454.174957	82.4
	2	6.835	6.325	6.465	420.9933		
	3	7.062	7.106	7.246	343.8852		
	4						
	5						
Aroclor-1260	1	6.666	5.791	5.931	286.2494	128.834996	
	2	7.313	7.082	7.222	50.8743		
COLUMN 1	3	7.570	7.345	7.485	49.3813		
	4						
	5						
COLUMN 2	1	7.893	6.754	6.894	75.2122	264.664341	105.4
	2	8.112	7.670	7.810	201.7964		
	3	8.464	7.971	8.111	516.9844		
	4						
	5						

At least 3 peaks for each column are required for identification of multicomponent analytes

PRELIMINARY

1H - FORM I ARO  
 AROCLOR ORGANICS ANALYSIS DATA SHEET

EPA SAMPLE NO.

E3NH0

Lab Name: MITKEM LABORATORIES Contract: EP-W-05-030  
 Lab Code: MITKEM Case No.: 38897 Mod. Ref No.:                      SDG No.: E3NH0  
 Matrix: (SOIL/SED/WATER) SOIL Lab Sample ID: H1610-01A  
 Sample wt/vol: 30.1 (g/mL) G Lab File ID: E5F1336F.D/E5F1336R.D  
 % Moisture: 37 Decanted: (Y/N) N Date Received: 08/21/2009  
 Extraction: (Type) SONC Date Extracted: 08/21/2009  
 Concentrated Extract Volume: 10000 (uL) Date Analyzed: 08/23/2009  
 Injection Volume: 1.0 (uL) GPC Factor: 1.00 Dilution Factor: 1.0  
 GPC Cleanup: (Y/N) N pH: 7.3 Sulfur Cleanup: (Y/N) Y  
 Acid Cleanup: (Y/N) Y

CAS NO.	COMPOUND	CONCENTRATION UNITS: <u>UG/KG</u>	
		(ug/L or ug/Kg)	<u>Q</u>
12674-11-2	Aroclor-1016	52	U
11104-28-2	Aroclor-1221	52	U
11141-16-5	Aroclor-1232	52	U
53469-21-9	Aroclor-1242	52	U
12672-29-6	Aroclor-1248	52	U
11097-69-1	Aroclor-1254	45	PJ
11096-82-5	Aroclor-1260	53	P
37324-23-5	Aroclor-1262	52	U
11100-14-4	Aroclor-1268	52	U

PRELIMINARY



1H - FORM I ARO  
 AROCLOR ORGANICS ANALYSIS DATA SHEET

EPA SAMPLE NO.

E3NH1

Lab Name: MITKEM LABORATORIES Contract: EP-W-05-030  
 Lab Code: MITKEM Case No.: 38897 Mod. Ref No.:                      SDG No.: E3NH0  
 Matrix: (SOIL/SED/WATER) SOIL Lab Sample ID: H1610-02A  
 Sample wt/vol: 30.1 (g/mL) G Lab File ID: E5F1337F.D/E5F1337R.D  
 % Moisture: 50 Decanted: (Y/N) N Date Received: 08/21/2009  
 Extraction: (Type) SONC Date Extracted: 08/21/2009  
 Concentrated Extract Volume: 10000 (uL) Date Analyzed: 08/23/2009  
 Injection Volume: 1.0 (uL) GPC Factor: 1.00 Dilution Factor: 1.0  
 GPC Cleanup: (Y/N) N pH: 7.6 Sulfur Cleanup: (Y/N) Y  
 Acid Cleanup: (Y/N) Y

CAS NO.	COMPOUND	CONCENTRATION UNITS: <u>UG/KG</u>	
		(ug/L or ug/Kg)	<u>Q</u>
12674-11-2	Aroclor-1016	66	U
11104-28-2	Aroclor-1221	66	U
11141-16-5	Aroclor-1232	66	U
53469-21-9	Aroclor-1242	66	U
12672-29-6	Aroclor-1248	66	U
11097-69-1	Aroclor-1254	66	U
11096-82-5	Aroclor-1260	66	U
37324-23-5	Aroclor-1262	66	U
11100-14-4	Aroclor-1268	66	U

PRELIMINARY

1H - FORM I ARO  
 AROCLOR ORGANICS ANALYSIS DATA SHEET

EPA SAMPLE NO.

E3NH2

Lab Name: MITKEM LABORATORIES Contract: EP-W-05-030  
 Lab Code: MITKEM Case No.: 38897 Mod. Ref No.:                      SDG No.: E3NH0  
 Matrix: (SOIL/SED/WATER) SOIL Lab Sample ID: H1610-03A  
 Sample wt/vol: 30.1 (g/mL) G Lab File ID: E5F1338F.D/E5F1338R.D  
 % Moisture: 42 Decanted: (Y/N) N Date Received: 08/21/2009  
 Extraction: (Type) SONC Date Extracted: 08/21/2009  
 Concentrated Extract Volume: 10000 (uL) Date Analyzed: 08/23/2009  
 Injection Volume: 1.0 (uL) GPC Factor: 1.00 Dilution Factor: 1.0  
 GPC Cleanup: (Y/N) N pH: 7.1 Sulfur Cleanup: (Y/N) Y  
 Acid Cleanup: (Y/N) Y

CAS NO.	COMPOUND	CONCENTRATION UNITS:	
		(ug/L or ug/Kg)	UG/KG
12674-11-2	Aroclor-1016	57	U
11104-28-2	Aroclor-1221	57	U
11141-16-5	Aroclor-1232	57	U
53469-21-9	Aroclor-1242	57	U
12672-29-6	Aroclor-1248	3900	E
11097-69-1	Aroclor-1254	2100	EP
11096-82-5	Aroclor-1260	760	E
37324-23-5	Aroclor-1262	57	U
11100-14-4	Aroclor-1268	57	U

**PRELIMINARY**

1H - FORM I ARO  
 AROCLOR ORGANICS ANALYSIS DATA SHEET

EPA SAMPLE NO.

E3NH2MS (1)

Lab Name: MITKEM LABORATORIES Contract: EP-W-05-030  
 Lab Code: MITKEM Case No.: 38897 Mod. Ref No.:                      SDG No.: E3NH0  
 Matrix: (SOIL/SED/WATER) SOIL Lab Sample ID: H1610-03AMS  
 Sample wt/vol: 30.2 (g/mL) G Lab File ID: E5F1339F.D  
 % Moisture: 42 Decanted: (Y/N) N Date Received: 08/21/2009  
 Extraction: (Type) SONC Date Extracted: 08/21/2009  
 Concentrated Extract Volume: 10000 (uL) Date Analyzed: 08/23/2009  
 Injection Volume: 1.0 (uL) GPC Factor: 1.00 Dilution Factor: 1.0  
 GPC Cleanup: (Y/N) N pH: 7.1 Sulfur Cleanup: (Y/N) Y  
 Acid Cleanup: (Y/N) Y

CAS NO.	COMPOUND	CONCENTRATION UNITS: <u>UG/KG</u>	
		(ug/L or ug/Kg)	<u>Q</u>
12674-11-2	Aroclor-1016	2700	E
11104-28-2	Aroclor-1221	57	U
11141-16-5	Aroclor-1232	57	U
53469-21-9	Aroclor-1242	57	U
12672-29-6	Aroclor-1248	4700	E
11097-69-1	Aroclor-1254	2300	EP
11096-82-5	Aroclor-1260	1100	E
37324-23-5	Aroclor-1262	57	U
11100-14-4	Aroclor-1268	57	U

PRELIMINARY

1H - FORM I ARO  
 AROCLOR ORGANICS ANALYSIS DATA SHEET

EPA SAMPLE NO.

E3NH2MS (2)

Lab Name: MITKEM LABORATORIES Contract: EP-W-05-030  
 Lab Code: MITKEM Case No.: 38897 Mod. Ref No.: SDG No.: E3NH0  
 Matrix: (SOIL/SED/WATER) SOIL Lab Sample ID: H1610-03AMS  
 Sample wt/vol: 30.2 (g/mL) G Lab File ID: E5F1339R.D  
 % Moisture: 42 Decanted: (Y/N) N Date Received: 08/21/2009  
 Extraction: (Type) SONC Date Extracted: 08/21/2009  
 Concentrated Extract Volume: 10000 (uL) Date Analyzed: 08/23/2009  
 Injection Volume: 1.0 (uL) GPC Factor: 1.00 Dilution Factor: 1.0  
 GPC Cleanup: (Y/N) N pH: 7.1 Sulfur Cleanup: (Y/N) Y  
 Acid Cleanup: (Y/N) Y

CAS NO.	COMPOUND	CONCENTRATION UNITS: UG/KG	
		(ug/L or ug/Kg)	Q
12674-11-2	Aroclor-1016	2700	E
11104-28-2	Aroclor-1221	57	U
11141-16-5	Aroclor-1232	57	U
53469-21-9	Aroclor-1242	57	U
12672-29-6	Aroclor-1248	4400	E
11097-69-1	Aroclor-1254	3800	EP
11096-82-5	Aroclor-1260	910	
37324-23-5	Aroclor-1262	57	U
11100-14-4	Aroclor-1268	57	U

PRELIMINARY

1H - FORM I ARO  
 AROCLOR ORGANICS ANALYSIS DATA SHEET

EPA SAMPLE NO.

E3NH2MSD(1)

Lab Name: MITKEM LABORATORIES Contract: EP-W-05-030  
 Lab Code: MITKEM Case No.: 38897 Mod. Ref No.:                      SDG No.: E3NH0  
 Matrix: (SOIL/SED/WATER) SOIL Lab Sample ID: H1610-03AMSD  
 Sample wt/vol: 30.3 (g/mL) G Lab File ID: E5F1340F.D  
 % Moisture: 42 Decanted: (Y/N) N Date Received: 08/21/2009  
 Extraction: (Type) SONC Date Extracted: 08/21/2009  
 Concentrated Extract Volume: 10000 (uL) Date Analyzed: 08/23/2009  
 Injection Volume: 1.0 (uL) GPC Factor: 1.00 Dilution Factor: 1.0  
 GPC Cleanup: (Y/N) N pH: 7.1 Sulfur Cleanup: (Y/N) Y  
 Acid Cleanup: (Y/N) Y

CAS NO.	COMPOUND	CONCENTRATION UNITS:	
		UG/KG (ug/L or ug/Kg)	Q
12674-11-2	Aroclor-1016	2700	E
11104-28-2	Aroclor-1221	56	U
11141-16-5	Aroclor-1232	56	U
53469-21-9	Aroclor-1242	56	U
12672-29-6	Aroclor-1248	4800	E
11097-69-1	Aroclor-1254	2400	EP
11096-82-5	Aroclor-1260	1100	E
37324-23-5	Aroclor-1262	56	U
11100-14-4	Aroclor-1268	56	U

PRELIMINARY

1H - FORM I ARO  
 AROCLOR ORGANICS ANALYSIS DATA SHEET

EPA SAMPLE NO.

E3NH2MSD(2)

Lab Name: MITKEM LABORATORIES Contract: EP-W-05-030  
 Lab Code: MITKEM Case No.: 38897 Mod. Ref No.:                      SDG No.: E3NH0  
 Matrix: (SOIL/SED/WATER) SOIL Lab Sample ID: H1610-03AMSD  
 Sample wt/vol: 30.3 (g/mL) G Lab File ID: E5F1340R.D  
 % Moisture: 42 Decanted: (Y/N) N Date Received: 08/21/2009  
 Extraction: (Type) SONC Date Extracted: 08/21/2009  
 Concentrated Extract Volume: 10000 (uL) Date Analyzed: 08/23/2009  
 Injection Volume: 1.0 (uL) GPC Factor: 1.00 Dilution Factor: 1.0  
 GPC Cleanup: (Y/N) N pH: 7.1 Sulfur Cleanup: (Y/N) Y  
 Acid Cleanup: (Y/N) Y

CAS NO.	COMPOUND	CONCENTRATION UNITS: <u>UG/KG</u> (ug/L or ug/Kg)	<u>Q</u>
12674-11-2	Aroclor-1016	2800	E
11104-28-2	Aroclor-1221	56	U
11141-16-5	Aroclor-1232	56	U
53469-21-9	Aroclor-1242	56	U
12672-29-6	Aroclor-1248	4500	E
11097-69-1	Aroclor-1254	3900	EP
11096-82-5	Aroclor-1260	930	E
37324-23-5	Aroclor-1262	56	U
11100-14-4	Aroclor-1268	56	U

PRELIMINARY

1H - FORM I ARO  
 AROCLOR ORGANICS ANALYSIS DATA SHEET

EPA SAMPLE NO.

E3NH3

Lab Name: MITKEM LABORATORIES Contract: EP-W-05-030  
 Lab Code: MITKEM Case No.: 38897 Mod. Ref No.: \_\_\_\_\_ SDG No.: E3NH0  
 Matrix: (SOIL/SED/WATER) SOIL Lab Sample ID: H1610-04A  
 Sample wt/vol: 30.0 (g/mL) G Lab File ID: E5F1341F.D/E5F1341R.D  
 % Moisture: 42 Decanted: (Y/N) N Date Received: 08/21/2009  
 Extraction: (Type) SONC Date Extracted: 08/21/2009  
 Concentrated Extract Volume: 10000 (uL) Date Analyzed: 08/23/2009  
 Injection Volume: 1.0 (uL) GPC Factor: 1.00 Dilution Factor: 1.0  
 GPC Cleanup: (Y/N) N pH: 7.5 Sulfur Cleanup: (Y/N) Y  
 Acid Cleanup: (Y/N) Y

CAS NO.	COMPOUND	CONCENTRATION UNITS: <u>UG/KG</u>	
		(ug/L or ug/Kg)	<u>Q</u>
12674-11-2	Aroclor-1016	57	U
11104-28-2	Aroclor-1221	57	U
11141-16-5	Aroclor-1232	57	U
53469-21-9	Aroclor-1242	57	U
12672-29-6	Aroclor-1248	3000	EP
11097-69-1	Aroclor-1254	2200	EP
11096-82-5	Aroclor-1260	780	E
37324-23-5	Aroclor-1262	57	U
11100-14-4	Aroclor-1268	57	U

PRELIMINARY

1H - FORM I ARO  
 AROCLOR ORGANICS ANALYSIS DATA SHEET

EPA SAMPLE NO.

E3NH4

Lab Name: MITKEM LABORATORIES Contract: EP-W-05-030  
 Lab Code: MITKEM Case No.: 38897 Mod. Ref No.:                      SDG No.: E3NH0  
 Matrix: (SOIL/SED/WATER) SOIL Lab Sample ID: H1610-05A  
 Sample wt/vol: 30.0 (g/mL) G Lab File ID: E5F1342F.D/E5F1342R.D  
 % Moisture: 39 Decanted: (Y/N) N Date Received: 08/21/2009  
 Extraction: (Type) SONC Date Extracted: 08/21/2009  
 Concentrated Extract Volume: 10000 (uL) Date Analyzed: 08/23/2009  
 Injection Volume: 1.0 (uL) GPC Factor: 1.00 Dilution Factor: 1.0  
 GPC Cleanup: (Y/N) N pH: 7.4 Sulfur Cleanup: (Y/N) Y  
 Acid Cleanup: (Y/N) Y

CAS NO.	COMPOUND	CONCENTRATION UNITS: UG/KG	
		(ug/L or ug/Kg)	Q
12674-11-2	Aroclor-1016	54	U
11104-28-2	Aroclor-1221	54	U
11141-16-5	Aroclor-1232	54	U
53469-21-9	Aroclor-1242	54	U
12672-29-6	Aroclor-1248	800	EP
11097-69-1	Aroclor-1254	1000	EP
11096-82-5	Aroclor-1260	410	
37324-23-5	Aroclor-1262	54	U
11100-14-4	Aroclor-1268	54	U

PRELIMINARY



1H - FORM I ARO  
 AROCLOR ORGANICS ANALYSIS DATA SHEET

EPA SAMPLE NO.

E3NH5

Lab Name: MITKEM LABORATORIES Contract: EP-W-05-030  
 Lab Code: MITKEM Case No.: 38897 Mod. Ref No.:                      SDG No.: E3NH0  
 Matrix: (SOIL/SED/WATER) SOIL Lab Sample ID: H1610-06A  
 Sample wt/vol: 30.2 (g/mL) G Lab File ID: E5F1343F.D/E5F1343R.D  
 % Moisture: 39 Decanted: (Y/N) N Date Received: 08/21/2009  
 Extraction: (Type) SONC Date Extracted: 08/21/2009  
 Concentrated Extract Volume: 10000 (uL) Date Analyzed: 08/23/2009  
 Injection Volume: 1.0 (uL) GPC Factor: 1.00 Dilution Factor: 1.0  
 GPC Cleanup: (Y/N) N pH: 7.3 Sulfur Cleanup: (Y/N) Y  
 Acid Cleanup: (Y/N) Y

CAS NO.	COMPOUND	CONCENTRATION UNITS: <u>UG/KG</u>	
		(ug/L or ug/Kg)	<u>Q</u>
12674-11-2	Aroclor-1016	54	U
11104-28-2	Aroclor-1221	54	U
11141-16-5	Aroclor-1232	54	U
53469-21-9	Aroclor-1242	54	U
12672-29-6	Aroclor-1248	730	EP
11097-69-1	Aroclor-1254	1100	EP
11096-82-5	Aroclor-1260	440	
37324-23-5	Aroclor-1262	54	U
11100-14-4	Aroclor-1268	54	U

PRELIMINARY

1H - FORM I ARO  
 AROCLOR ORGANICS ANALYSIS DATA SHEET

EPA SAMPLE NO.

E3NH6

Lab Name: MITKEM LABORATORIES Contract: EP-W-05-030  
 Lab Code: MITKEM Case No.: 38897 Mod. Ref No.:                      SDG No.: E3NH0  
 Matrix: (SOIL/SED/WATER) SOIL Lab Sample ID: H1610-07A  
 Sample wt/vol: 30.1 (g/mL) G Lab File ID: E5F1344F.D/E5F1344R.D  
 % Moisture: 36 Decanted: (Y/N) N Date Received: 08/21/2009  
 Extraction: (Type) SONC Date Extracted: 08/21/2009  
 Concentrated Extract Volume: 10000 (uL) Date Analyzed: 08/23/2009  
 Injection Volume: 1.0 (uL) GPC Factor: 1.00 Dilution Factor: 1.0  
 GPC Cleanup: (Y/N) N pH: 7.5 Sulfur Cleanup: (Y/N) Y  
 Acid Cleanup: (Y/N) Y

CAS NO.	COMPOUND	CONCENTRATION UNITS: UG/KG	
		(ug/L or ug/Kg)	Q
12674-11-2	Aroclor-1016	51	U
11104-28-2	Aroclor-1221	51	U
11141-16-5	Aroclor-1232	51	U
53469-21-9	Aroclor-1242	51	U
12672-29-6	Aroclor-1248	51	U
11097-69-1	Aroclor-1254	51	U
11096-82-5	Aroclor-1260	51	U
37324-23-5	Aroclor-1262	51	U
11100-14-4	Aroclor-1268	51	U

PRELIMINARY

1H - FORM I ARO  
 AROCLOR ORGANICS ANALYSIS DATA SHEET

EPA SAMPLE NO.

E3NH7

Lab Name: MITKEM LABORATORIES Contract: EP-W-05-030  
 Lab Code: MITKEM Case No.: 38897 Mod. Ref No.: \_\_\_\_\_ SDG No.: E3NH0  
 Matrix: (SOIL/SED/WATER) SOIL Lab Sample ID: H1610-08A  
 Sample wt/vol: 30.2 (g/mL) G Lab File ID: E5F1345F.D/E5F1345R.D  
 % Moisture: 38 Decanted: (Y/N) N Date Received: 08/21/2009  
 Extraction: (Type) SONC Date Extracted: 08/21/2009  
 Concentrated Extract Volume: 10000 (uL) Date Analyzed: 08/23/2009  
 Injection Volume: 1.0 (uL) GPC Factor: 1.00 Dilution Factor: 1.0  
 GPC Cleanup: (Y/N) N pH: 7.7 Sulfur Cleanup: (Y/N) Y  
 Acid Cleanup: (Y/N) Y

CAS NO.	COMPOUND	CONCENTRATION UNITS: UG/KG	
		(ug/L or ug/Kg)	Q
12674-11-2	Aroclor-1016	53	U
11104-28-2	Aroclor-1221	53	U
11141-16-5	Aroclor-1232	53	U
53469-21-9	Aroclor-1242	53	U
12672-29-6	Aroclor-1248	53	U
11097-69-1	Aroclor-1254	53	U
11096-82-5	Aroclor-1260	53	U
37324-23-5	Aroclor-1262	53	U
11100-14-4	Aroclor-1268	53	U

PRELIMINARY

10C - FORM X ARO  
IDENTIFICATION SUMMARY  
FOR MULTICOMPONENT ANALYTES

EPA SAMPLE NO.

E3NH0

Lab Name: MITKEM LABORATORIES Contract: EP-W-05-030  
 Lab Code: MITKEM Case No.: 38897 Mod. Ref No.: SDG No.: E3NH0  
 Lab Sample ID: H1610-01A Date(s) Analyzed: 08/23/2009 08/23/2009  
 Instrument ID (1): E5 Instrument ID (2): E5  
 GC Column(1): CLPPest ID: 0.53 (mm) GC Column(2): CLPPestII ID: 0.53 (MM)

ANALYTE	PEAK	RT	RT WINDOW		CONCENTRATION		%D
			FROM	TO	PEAK	MEAN	
Aroclor-1254	1	5.162	5.594	5.734	26.6542	44.533187	
	2	6.162	6.097	6.237	56.3233		
COLUMN 1	3	6.367	6.409	6.549	50.6220		
	4						
	5						
COLUMN 2	1	6.739	5.795	5.935	170.9031	111.081866	149.4
	2	6.831	6.325	6.465	120.3950		
	3	7.064	7.106	7.246	41.9475		
	4						
	5						
Aroclor-1260	1	6.677	5.791	5.931	104.7666	53.494055	
	2	7.313	7.082	7.222	18.1100		
COLUMN 1	3	7.587	7.345	7.485	37.6056		
	4						
	5						
COLUMN 2	1	7.906	6.754	6.894	36.8315	75.597603	41.3
	2	8.115	7.670	7.810	117.7097		
	3	8.416	7.971	8.111	72.2517		
	4						
	5						

At least 3 peaks for each column are required for identification of multicomponent analytes

**PRELIMINARY**

10C - FORM X ARO  
 IDENTIFICATION SUMMARY  
 FOR MULTICOMPONENT ANALYTES

EPA SAMPLE NO.

E3NH2

Lab Name: MITKEM LABORATORIES Contract: EP-W-05-030  
 Lab Code: MITKEM Case No.: 38897 Mod. Ref No.: SDG No.: E3NH0  
 Lab Sample ID: H1610-03A Date(s) Analyzed: 08/23/2009 08/23/2009  
 Instrument ID (1): E5 Instrument ID (2): E5  
 GC Column(1): CLPPest ID: 0.53 (mm) GC Column(2): CLPPestII ID: 0.53 (MM)

ANALYTE	PEAK	RT	RT WINDOW		CONCENTRATION		%D
			FROM	TO	PEAK	MEAN	
Aroclor-1248	1	5.208	4.339	4.479	2815.3237	4374.361516	
	2	5.431	4.963	5.103	4127.9958		
	3	5.852	5.184	5.324	6179.7651		
	4						
	5						
COLUMN 1	1	5.785	5.267	5.407	3377.2542	3925.369843	11.4
	2	6.125	5.595	5.735	4589.5683		
	3	6.397	5.854	5.994	3809.2870		
	4						
	5						
COLUMN 2	1	5.161	5.594	5.734	1915.3532	2103.086573	
	2	6.157	6.097	6.237	2145.1762		
	3	6.362	6.409	6.549	2248.7303		
	4						
	5						
Aroclor-1254	1	6.718	5.795	5.935	4518.8896	3619.288248	72.1
	2	6.840	6.325	6.465	3174.9062		
	3	7.065	7.106	7.246	3164.0689		
	4						
	5						
COLUMN 2	1	6.663	5.791	5.931	1736.5037	903.283165	
	2	7.314	7.082	7.222	417.6153		
	3	7.568	7.345	7.485	555.7306		
	4						
	5						
Aroclor-1260	1	7.873	6.754	6.894	996.3219	758.904900	19.0
	2	8.098	7.670	7.810	593.7603		
	3	8.425	7.971	8.111	686.6325		
	4						
	5						
COLUMN 1	1	7.873	6.754	6.894	996.3219	758.904900	19.0
	2	8.098	7.670	7.810	593.7603		
	3	8.425	7.971	8.111	686.6325		
	4						
	5						

At least 3 peaks for each column are required for identification of multicomponent analytes

PRELIMINARY

10C - FORM X ARO  
IDENTIFICATION SUMMARY  
FOR MULTICOMPONENT ANALYTES

EPA SAMPLE NO.

E3NH2MS

Lab Name: MITKEM LABORATORIES Contract: EP-W-05-030  
 Lab Code: MITKEM Case No.: 38897 Mod. Ref No.: SDG No.: E3NH0  
 Lab Sample ID: H1610-03AMS Date(s) Analyzed: 08/23/2009 08/23/2009  
 Instrument ID (1): E5 Instrument ID (2): E5  
 GC Column(1): CLPPest ID: 0.53 (mm) GC Column(2): CLPPestII ID: 0.53 (MM)

ANALYTE	PEAK	RT	RT WINDOW		CONCENTRATION		%D
			FROM	TO	PEAK	MEAN	
Aroclor-1016	1	3.839	3.798	3.938	1550.0786	2676.928435	
	2	4.266	4.631	4.771	2145.1521		
	3	5.163	4.917	5.057	4335.5546		
	4						
	5						
COLUMN 1	1	4.114	4.076	4.216	697.0745	2679.994353	0.1
	2	5.138	4.851	4.991	2137.1258		
	3	5.787	4.898	5.038	5205.7828		
	4						
	5						
COLUMN 2	1	5.208	4.339	4.479	3052.8849	4706.872984	
	2	5.432	4.963	5.103	4464.0557		
	3	5.854	5.184	5.324	6603.6784		
	4						
	5						
Aroclor-1248	1	5.787	5.267	5.407	3805.6349	4399.334877	7.0
	2	6.126	5.595	5.735	5151.0457		
	3	6.397	5.854	5.994	4241.3241		
	4						
	5						
COLUMN 1	1	5.163	5.594	5.734	2125.2819	2316.565909	
	2	6.158	6.097	6.237	2256.7226		
	3	6.363	6.409	6.549	2567.6932		
	4						
	5						
COLUMN 2	1	6.718	5.795	5.935	4750.6009	3761.429355	62.4
	2	6.841	6.325	6.465	3115.9109		
	3	7.065	7.106	7.246	3417.7763		
	4						
	5						
Aroclor-1254	1	5.163	5.594	5.734	2125.2819	2316.565909	
	2	6.158	6.097	6.237	2256.7226		
	3	6.363	6.409	6.549	2567.6932		
	4						
	5						
COLUMN 1	1	6.718	5.795	5.935	4750.6009	3761.429355	62.4
	2	6.841	6.325	6.465	3115.9109		
	3	7.065	7.106	7.246	3417.7763		
	4						
	5						
COLUMN 2	1	6.718	5.795	5.935	4750.6009	3761.429355	62.4
	2	6.841	6.325	6.465	3115.9109		
	3	7.065	7.106	7.246	3417.7763		
	4						
	5						

**PRELIMINARY**

10C - FORM X ARO  
 IDENTIFICATION SUMMARY  
 FOR MULTICOMPONENT ANALYTES

EPA SAMPLE NO.

E3NH2MS

Lab Name: MITKEM LABORATORIES Contract: EP-W-05-030  
 Lab Code: MITKEM Case No.: 38897 Mod. Ref No.: SDG No.: E3NH0  
 Lab Sample ID: H1610-03AMS Date(s) Analyzed: 08/23/2009 08/23/2009  
 Instrument ID (1): E5 Instrument ID (2): E5  
 GC Column(1): CLPPest ID: 0.53 (mm) GC Column(2): CLPPestII ID: 0.53 (MM)

ANALYTE	PEAK	RT	RT WINDOW		CONCENTRATION		%D	
			FROM	TO	PEAK	MEAN		
Aroclor-1260	1	6.664	5.791	5.931	1939.2582	1088.879693		
	2	7.315	7.082	7.222	586.4169			
	3	7.568	7.345	7.485	740.9640			
COLUMN 1		4						
COLUMN 1		5						
COLUMN 2	1	7.893	6.754	6.894	874.9019	910.195549	19.6	
	2	8.098	7.670	7.810	866.3670			
	3	8.426	7.971	8.111	989.3178			
	COLUMN 2		4					
	COLUMN 2		5					

At least 3 peaks for each column are required for identification of multicomponent analytes

PRELIMINARY

10C - FORM X ARO  
IDENTIFICATION SUMMARY  
FOR MULTICOMPONENT ANALYTES

EPA SAMPLE NO.

E3NH2MSD

Lab Name: MITKEM LABORATORIES Contract: EP-W-05-030  
 Lab Code: MITKEM Case No.: 38897 Mod. Ref No.: SDG No.: E3NH0  
 Lab Sample ID: H1610-03AMSD Date(s) Analyzed: 08/23/2009 08/23/2009  
 Instrument ID (1): E5 Instrument ID (2): E5  
 GC Column(1): CLPPest ID: 0.53 (mm) GC Column(2): CLPPestII ID: 0.53 (MM)

ANALYTE	PEAK	RT	RT WINDOW		CONCENTRATION		%D
			FROM	TO	PEAK	MEAN	
Aroclor-1016	1	3.841	3.798	3.938	1577.3993	2703.801654	
	2	4.267	4.631	4.771	2184.6571		
COLUMN 1	3	5.165	4.917	5.057	4349.3485		
	4						
	5						
COLUMN 2	1	4.115	4.076	4.216	708.1169		
	2	5.140	4.851	4.991	2173.7843		
	3	5.790	4.898	5.038	5385.6626		
	4						
	5						
Aroclor-1248	1	5.212	4.339	4.479	3109.7123	4805.746670	
	2	5.435	4.963	5.103	4572.9233		
COLUMN 1	3	5.857	5.184	5.324	6734.6044		
	4						
	5						
COLUMN 2	1	5.790	5.267	5.407	3937.1342		
	2	6.130	5.595	5.735	5214.9142		
	3	6.401	5.854	5.994	4284.9731		
	4						
	5						
Aroclor-1254	1	5.165	5.594	5.734	2186.3555	2378.753035	
	2	6.163	6.097	6.237	2315.5365		
COLUMN 1	3	6.368	6.409	6.549	2634.3671		
	4						
	5						
COLUMN 2	1	6.722	5.795	5.935	4902.0248		
	2	6.844	6.325	6.465	3195.2418		
	3	7.069	7.106	7.246	3471.1242		
	4						
	5						
					3856.130256	62.1	

PRELIMINARY



10C - FORM X ARO  
 IDENTIFICATION SUMMARY  
 FOR MULTICOMPONENT ANALYTES

EPA SAMPLE NO.

E3NH2MSD

Lab Name: MITKEM LABORATORIES Contract: EP-W-05-030  
 Lab Code: MITKEM Case No.: 38897 Mod. Ref No.: SDG No.: E3NH0  
 Lab Sample ID: H1610-03AMSD Date(s) Analyzed: 08/23/2009 08/23/2009  
 Instrument ID (1): E5 Instrument ID (2): E5  
 GC Column(1): CLPPest ID: 0.53 (mm) GC Column(2): CLPPestII ID: 0.53 (MM)

ANALYTE	PEAK	RT	RT WINDOW		CONCENTRATION		%D	
			FROM	TO	PEAK	MEAN		
Aroclor-1260	1	6.668	5.791	5.931	1979.3069	1107.841394		
	2	7.320	7.082	7.222	591.3484			
	3	7.573	7.345	7.485	752.8688			
COLUMN 1		4						
COLUMN 1		5						
COLUMN 2	1	7.894	6.754	6.894	895.5619	930.490389	19.1	
	2	8.103	7.670	7.810	871.7231			
	3	8.431	7.971	8.111	1024.1862			
	COLUMN 2		4					
	COLUMN 2		5					

At least 3 peaks for each column are required for identification of multicomponent analytes

PRELIMINARY

10C - FORM X ARO  
IDENTIFICATION SUMMARY  
FOR MULTICOMPONENT ANALYTES

EPA SAMPLE NO.

E3NH3

Lab Name: MITKEM LABORATORIES Contract: EP-W-05-030  
 Lab Code: MITKEM Case No.: 38897 Mod. Ref No.: SDG No.: E3NH0  
 Lab Sample ID: H1610-04A Date(s) Analyzed: 08/23/2009 08/23/2009  
 Instrument ID (1): E5 Instrument ID (2): E5  
 GC Column(1): CLPPest ID: 0.53 (mm) GC Column(2): CLPPestII ID: 0.53 (MM)

ANALYTE	PEAK	RT	RT WINDOW		CONCENTRATION		%D
			FROM	TO	PEAK	MEAN	
Aroclor-1248	1	5.208	4.339	4.479	2287.4319	4241.852996	
	2	5.430	4.963	5.103	3920.3432		
	3	5.853	5.184	5.324	6517.7838		
	4						
	5						
COLUMN 1	1	5.788	5.267	5.407	2251.7846	3034.599632	39.8
	2	6.126	5.595	5.735	3862.3228		
	3	6.400	5.854	5.994	2989.6914		
	4						
	5						
COLUMN 2	1	5.162	5.594	5.734	2006.1932	2211.374869	
	2	6.160	6.097	6.237	2292.5309		
	3	6.365	6.409	6.549	2335.4005		
	4						
	5						
Aroclor-1254	1	6.719	5.795	5.935	4641.6197	3737.621644	69.0
	2	6.841	6.325	6.465	3188.1777		
	3	7.066	7.106	7.246	3383.0675		
	4						
	5						
COLUMN 1	1	6.665	5.791	5.931	1886.9916	919.981091	
	2	7.316	7.082	7.222	363.0126		
	3	7.570	7.345	7.485	509.9390		
	4						
	5						
COLUMN 2	1	7.875	6.754	6.894	1094.8699	778.217589	18.2
	2	8.100	7.670	7.810	499.5973		
	3	8.430	7.971	8.111	740.1855		
	4						
	5						
Aroclor-1260	1	6.665	5.791	5.931	1886.9916	919.981091	
	2	7.316	7.082	7.222	363.0126		
	3	7.570	7.345	7.485	509.9390		
	4						
	5						
COLUMN 1	1	7.875	6.754	6.894	1094.8699	778.217589	18.2
	2	8.100	7.670	7.810	499.5973		
	3	8.430	7.971	8.111	740.1855		
	4						
	5						
COLUMN 2	1	7.875	6.754	6.894	1094.8699	778.217589	18.2
	2	8.100	7.670	7.810	499.5973		
	3	8.430	7.971	8.111	740.1855		
	4						
	5						

At least 3 peaks for each column are required for identification of multicomponent analytes

**PRELIMINARY**

10C - FORM X ARO  
IDENTIFICATION SUMMARY  
FOR MULTICOMPONENT ANALYTES

EPA SAMPLE NO.

E3NH4

Lab Name: MITKEM LABORATORIES Contract: EP-W-05-030  
 Lab Code: MITKEM Case No.: 38897 Mod. Ref No.: SDG No.: E3NH0  
 Lab Sample ID: H1610-05A Date(s) Analyzed: 08/23/2009 08/23/2009  
 Instrument ID (1): E5 Instrument ID (2): E5  
 GC Column(1): CLPPest ID: 0.53 (mm) GC Column(2): CLPPestII ID: 0.53 (MM)

ANALYTE	PEAK	RT	RT WINDOW		CONCENTRATION		%D
			FROM	TO	PEAK	MEAN	
Aroclor-1248	1	5.206	4.339	4.479	634.8439	1677.604858	
	2	5.427	4.963	5.103	1541.5545		
	3	5.851	5.184	5.324	2856.4162		
	4						
	5						
COLUMN 1	1	5.785	5.267	5.407	407.4331	797.003388	110.5
	2	6.122	5.595	5.735	1173.9226		
	3	6.401	5.854	5.994	809.6544		
	4						
	5						
COLUMN 2	1	5.161	5.594	5.734	815.7994	1001.364433	
	2	6.157	6.097	6.237	1002.3490		
	3	6.361	6.409	6.549	1185.9449		
	4						
	5						
Aroclor-1254	1	6.717	5.795	5.935	1896.3041	1500.038181	49.8
	2	6.840	6.325	6.465	1248.1161		
	3	7.064	7.106	7.246	1355.6943		
	4						
	5						
COLUMN 1	1	6.662	5.791	5.931	979.9108	497.206556	
	2	7.312	7.082	7.222	220.6490		
	3	7.565	7.345	7.485	291.0598		
	4						
	5						
COLUMN 2	1	7.872	6.754	6.894	491.5172	411.585860	20.8
	2	8.096	7.670	7.810	294.3947		
	3	8.427	7.971	8.111	448.8457		
	4						
	5						

At least 3 peaks for each column are required for identification of multicomponent analytes

PRELIMINARY

10C - FORM X ARO  
IDENTIFICATION SUMMARY  
FOR MULTICOMPONENT ANALYTES

EPA SAMPLE NO.

E3NH5

Lab Name: MITKEM LABORATORIES Contract: EP-W-05-030  
 Lab Code: MITKEM Case No.: 38897 Mod. Ref No.: SDG No.: E3NH0  
 Lab Sample ID: H1610-06A Date(s) Analyzed: 08/23/2009 08/23/2009  
 Instrument ID (1): E5 Instrument ID (2): E5  
 GC Column(1): CLPPest ID: 0.53 (mm) GC Column(2): CLPPestII ID: 0.53 (MM)

ANALYTE	PEAK	RT	RT WINDOW		CONCENTRATION		%D
			FROM	TO	PEAK	MEAN	
Aroclor-1248	1	5.212	4.339	4.479	623.4311	1764.243288	
	2	5.433	4.963	5.103	1585.3061		
	3	5.857	5.184	5.324	3083.9927		
	4						
	5						
COLUMN 1							
	1	5.791	5.267	5.407	286.5390	726.748461	142.8
	2	6.127	5.595	5.735	1135.8909		
	3	6.410	5.854	5.994	757.8155		
	4						
5							
COLUMN 2							
	1	5.165	5.594	5.734	849.1524	1066.021838	
	2	6.165	6.097	6.237	1062.3873		
	3	6.369	6.409	6.549	1286.5258		
	4						
5							
Aroclor-1254							
	1	6.723	5.795	5.935	1669.1789	1513.493647	42.0
	2	6.845	6.325	6.465	1397.1397		
	3	7.070	7.106	7.246	1474.1623		
	4						
5							
COLUMN 2							
	1	6.669	5.791	5.931	1069.3497	521.667100	
	2	7.321	7.082	7.222	210.4363		
	3	7.574	7.345	7.485	285.2153		
	4						
5							
Aroclor-1260							
	1	7.876	6.754	6.894	614.8015	444.044196	17.5
	2	8.105	7.670	7.810	308.7321		
	3	8.431	7.971	8.111	408.5990		
	4						
5							
COLUMN 2							

At least 3 peaks for each column are required for identification of multicomponent analytes

PRELIMINARY



Contract Laboratory Program

### Sample Delivery Group (SDG)

### Cover Sheet

SDG Number E3NH0

Laboratory Name	<u>Mitkem Laboratories</u>	Lab Code	<u>MITKEM</u>
Contract No.	<u>EP-W-05-030</u>	Case No.	<u>38897</u>
Analysis Price	<u>\$437</u>	SDG Turnaround	<u>21 days with PR</u>

#### EPA Sample Numbers in SDG (Listed in Numerical Order)

01) E3NH0	08) E3NH5	15) E3NJ2	22) E3NJ9
02) E3NH1	09) E3NH6	16) E3NJ3	/
03) E3NH2	10) E3NH7	17) E3NJ4	
04) E3NH2MS	11) E3NH8	18) E3NJ5	
05) E3NH2MSD	12) E3NH9	19) E3NJ6	
06) E3NH3	13) E3NJ0	20) E3NJ7	
07) E3NH4	14) E3NJ1	21) E3NJ8	

First Sample in SDG

E3NH0

Last Sample in SDG

E3NJ9

First Sample Receipt Date

08/21/2009

Last Sample Receipt Date

08/22/2009

**Note:** There are a maximum of 20 field samples [excluding Performance Evaluation (PE) samples in an SDG. Attach the TR/COC Records to this form in alphanumeric order (the order listed above on this form).

Signature

*Gyusik Huntley*

Date

08/24/2009

Modified Analysis 1760.0



**USEPA Contract Laboratory Program  
Organic Traffic Report & Chain of Custody Record**

<b>Case No:</b> 38897	<b>FOR LAB USE ONLY</b>
<b>DAS No:</b> 09CK15	
<b>SDG No:</b> E3NH6	<b>L</b>
<b>For Lab Use Only</b>	
<b>Lab Contract No:</b> EP-W-05-03D	
<b>Unit Price:</b> \$ 437	
<b>Transfer To:</b> -	
<b>Lab Contract No:</b> -	
<b>Unit Price:</b> -	

<b>Date Shipped:</b> 8/20/2009		<b>Sampler Signature:</b> <i>[Signature]</i>	
<b>Carrier Name:</b> FedEx		<b>Received By:</b> <i>[Signature]</i>	
<b>Airbill:</b> 8638 3300 6340		<b>(Date / Time)</b> 8/21/09 9:35	
<b>Shipped to:</b> Spectrum Analytical 175 Metro Center Blvd. Warwick RI 02886 (401) 732-3400		<b>Relinquished By:</b> <i>[Signature]</i>	
		<b>(Date / Time)</b> 8/20/09 17:10	
		2	
		3	
		4	

ORGANIC SAMPLE No.	MATRIX/ SAMPLER	CONC/ TYPE	ANALYSIS/ TURNAROUND	TAG No./ PRESERVATIVE/ Bottles	STATION LOCATION	SAMPLE COLLECT DATE/TIME	FOR LAB USE ONLY SAMPLE No.
E3NF9	Soil/Sediment/ Greene, Raddeman Hodach, Unger, Shekoski	L/G	PAHs (21), PCBs (sed) (21)	5C-096759 (Ice Only), 5C-096760 (Ice Only) (2)	KK-SD028-N	S: 8/20/2009	13:32
E3NG7	Soil/Sediment/ Greene, Raddeman Hodach, Unger, Shekoski	L/G	PAHs (21), PCBs (sed) (21)	5C-096775 (Ice Only), 5C-096776 (Ice Only) (2)	KK-SD045-A	S: 8/19/2009	15:00
E3NG8	Soil/Sediment/ Greene, Raddeman Hodach, Unger, Shekoski	L/G	PAHs (21), PCBs (sed) (21)	5C-096777 (Ice Only), 5C-096778 (Ice Only) (2)	KK-SD045-B	S: 8/19/2009	15:02
E3NG9	Soil/Sediment/ Greene, Raddeman Hodach, Unger, Shekoski	L/G	PAHs (21), PCBs (sed) (21)	5C-096779 (Ice Only), 5C-096780 (Ice Only) (2)	KK-SD045-C1	S: 8/19/2009	15:04
E3NH0	Soil/Sediment/ Greene, Raddeman Hodach, Unger, Shekoski	L/G	PAHs (21), PCBs (sed) (21)	5C-096781 (Ice Only), 5C-096782 (Ice Only) (2)	KK-SD045-C2	S: 8/19/2009	15:06
E3NH1	Soil/Sediment/ Greene, Raddeman Hodach, Unger, Shekoski	L/G	PAHs (21), PCBs (sed) (21)	5C-096783 (Ice Only), 5C-096784 (Ice Only) (2)	KK-SD045-N	S: 8/19/2009	15:08

**COPY**  
Original Documents Are Included in CSR E3NF9  
Signed: AEF Date: 8/21/09

<b>Shipment for Case Complete?</b> 7N	<b>Sample(s) to be used for laboratory QC:</b> E3NH2	<b>Additional Sampler Signature(s):</b>	<b>Cooler Temperature Upon Receipt:</b> 4°C	<b>Chain of Custody Seal Number:</b> 105471-105472
<b>Analysis Key:</b> PAHs = PAHs, PCBs (sed) = PCBs (sed)	<b>Concentration:</b> L = Low, M = Low/Medium, H = High	<b>Type/Designate:</b> Composite = C, Grab = G	<b>Custody Seal Intact?</b> 4	<b>Shipment Iced?</b> 4



# USEPA Contract Laboratory Program Organic Traffic Report & Chain of Custody Record

**Case No:** 38897  
**DAS No:** 09CK15  
**SDG No:** E3NH0

**For Lab Use Only**  
**Lab Contract No:** EP-W-05-030  
**Unit Price:** \$437  
**Transfer To:** \_\_\_\_\_  
**Lab Contract No:** \_\_\_\_\_  
**Unit Price:** \_\_\_\_\_

**Date Shipped:** 8/20/2009  
**Carrier Name:** FedEx  
**Airbill:** 8638 3300 6340  
**Shipped to:** Spectrum Analytical  
 175 Metro Center Blvd.  
 Warwick RI 02886  
 (401) 732-3400

**Chain of Custody Record**  
 Relinquished By (Date / Time) Received By (Date / Time)  
 1 *[Signature]* 8/20/09 7:10 *[Signature]* 8/21/09 9:35  
 2 \_\_\_\_\_  
 3 \_\_\_\_\_  
 4 \_\_\_\_\_

ORGANIC SAMPLE No.	MATRIX/ SAMPLER	CONC/ TYPE	ANALYSIS/ TURNOVER	PRESERVATIVE/ Bottles	TAG No./	STATION LOCATION	SAMPLE COLLECT DATE/TIME	INORGANIC SAMPLE No.	FOR LAB USE ONLY Sample Condition On Receipt
03 E3NH2	Soil/Sediment/ Greene, Raddeman Hodach, Unger, Shekoski	L/G	PAHs (21), PCBs (sed) (21)	5C-096785 (Ice Only), 5C-096786 (Ice Only) (2)		KK-SD046-A	S: 8/19/2009		OK
04 E3NH3	Soil/Sediment/ Greene, Raddeman Hodach, Unger, Shekoski	L/G	PAHs (21), PCBs (sed) (21)	5C-096787 (Ice Only), 5C-096788 (Ice Only) (2)		KK-SD046-B	S: 8/19/2009		
05 E3NH4	Soil/Sediment/ Greene, Raddeman Hodach, Unger, Shekoski	L/G	PAHs (21), PCBs (sed) (21)	5C-096789 (Ice Only), 5C-096790 (Ice Only) (2)		KK-SD046-C1	S: 8/19/2009		
06 E3NH5	Soil/Sediment/ Greene, Raddeman Hodach, Unger, Shekoski	L/G	PAHs (21), PCBs (sed) (21)	5C-096791 (Ice Only), 5C-096792 (Ice Only) (2)		KK-SD046-C1-FD	S: 8/19/2009		
07 E3NH6	Soil/Sediment/ Greene, Raddeman Hodach, Unger, Shekoski	L/G	PAHs (21), PCBs (sed) (21)	5C-096793 (Ice Only), 5C-096794 (Ice Only) (2)		KK-SD046-C2	S: 8/19/2009		
08 E3NH7	Soil/Sediment/ Greene, Raddeman Hodach, Unger, Shekoski	L/G	PAHs (21), PCBs (sed) (21)	5C-096795 (Ice Only), 5C-096796 (Ice Only) (2)		KK-SD046-N	S: 8/19/2009		OK

**Shipment for Case Complete?**

**Sample(s) to be used for laboratory QC:**  
 E3NH2

**Concentration:** L = Low, M = Low/Medium, H = High  
 PAHs = PAHs, PCBs (sed) = PCBs (sed)

**Additional Sampler Signature(s):** \_\_\_\_\_  
**Chain of Custody Seal Number:** 105471 - 105478  
**Cooler Temperature Upon Receipt:** 4°C  
**Custody Seal Intact?**  **Shipment Iced?**



# USEPA Contract Laboratory Program Organic Traffic Report & Chain of Custody Record

Case No: 38897  
DAS No: 09CK15  
SDG No: E3NHO

Date Shipped: 8/21/2009		Sampler Signature:	
Carrier Name: FedEx		Received by:	
Airbill: 8638 3300 6395		(Date / Time) 8/22/09 9:00	
Shipped to: Spectrum Analytical 175 Metro Center Blvd. Warwick RI 02886 (401) 732-3400			

**For Lab Use Only**

Lab Contract No: EP-W-05-030

Unit Price: \$437

Transfer To: \_\_\_\_\_

Lab Contract No: \_\_\_\_\_

Unit Price: \_\_\_\_\_

ORGANIC SAMPLE No.	MATRIX/ SAMPLER	CONC/ TYPE	ANALYSIS/ TURNAROUND	TAG No./ PRESERVATIVE/ Bottles	STATION LOCATION	SAMPLE DATE/TIME	FOR LAB USE ONLY INORGANIC SAMPLE No.
09 E3NH8	Soil/Sediment/ Greene, Raddeman Hodach, Unger, Shekoski	L/G	PAHs (21), PCBs (sed) (21)	5C-120482 (Ice Only), 5C-120483 (Ice Only) (2)	KK-SD036-A	S: 8/20/2009	15:30
10 E3NH9	Soil/Sediment/ Greene, Raddeman Hodach, Unger, Shekoski	L/G	PAHs (21), PCBs (sed) (21)	5C-120484 (Ice Only), 5C-120485 (Ice Only) (2)	KK-SD036-B	S: 8/20/2009	15:32
11 E3NJ0	Soil/Sediment/ Greene, Raddeman Hodach, Unger, Shekoski	L/G	PAHs (21), PCBs (sed) (21)	5C-120486 (Ice Only), 5C-120487 (Ice Only) (2)	KK-SD036-C1	S: 8/20/2009	15:34
12 E3NJ1	Soil/Sediment/ Greene, Raddeman Hodach, Unger, Shekoski	L/G	PAHs (21), PCBs (sed) (21)	5C-120488 (Ice Only), 5C-120489 (Ice Only) (2)	KK-SD036-C2	S: 8/20/2009	15:36
13 E3NJ2	Soil/Sediment/ Greene, Raddeman Hodach, Unger, Shekoski	L/G	PAHs (21), PCBs (sed) (21)	5C-120490 (Ice Only), 5C-120491 (Ice Only) (2)	KK-SD036-C3	S: 8/20/2009	15:38
14 E3NJ3	Soil/Sediment/ Greene, Raddeman Hodach, Unger, Shekoski	L/G	PAHs (21), PCBs (sed) (21)	5C-120492 (Ice Only), 5C-120493 (Ice Only) (2)	KK-SD036-N	S: 8/20/2009	15:40

Shipment for Case Complete? <input type="checkbox"/>	Sample(s) to be used for laboratory QC:	Additional Sampler Signature(s):	Cooler Temperature Upon Receipt: 7°C	Chain of Custody Seal Number: 105481-105482
Analysis Key: PAHs = PAHs, PCBs (sed) = PCBs (sed)	Concentration: L = Low, M = Low/Medium, H = High	Type/Designate: Composite = C, Grab = G		Custody Seal Intact? <input checked="" type="checkbox"/> Shipment Iced? <input checked="" type="checkbox"/>





# USEPA Contract Laboratory Program Organic Traffic Report & Chain of Custody Record

Case No: 38897  
DAS No: 09CK15  
SDG No: E3NH0

**For Lab Use Only**  
Lab Contract No: EP-W-05-030  
Unit Price: \$ 437  
Transfer To: -  
Lab Contract No: -  
Unit Price: -

Chain of Custody Record		Sampler Signature	Received By	(Date / Time)
1	Relinquished By			
2				8/22/09 9:00
3				
4				

Date Shipped: 8/21/2009  
Carrier Name: FedEx  
Airbill: 8638 3300 6395  
Shipped to: Spectrum Analytical  
175 Metro Center Blvd.  
Warwick RI 02886  
(401) 732-3400

ORGANIC SAMPLE No.	MATRIX/ SAMPLER	CONC/ TYPE	ANALYSIS/ TURNAROUND	TAG No./ PRESERVATIVE/ Bottles	STATION LOCATION	SAMPLE DATE/TIME	FOR LAB USE ONLY SAMPLE No.
15 E3NJ4	Soil/Sediment/ Greene, Raddeman Hodach, Unger, Shekoski	L/G	PAHs (21), PCBs (sed) (21)	5C-096797 (Ice Only), 5C-096798 (Ice Only) (2)	KK-SD037-A	7:55	INORGANIC
16 E3NJ5	Soil/Sediment/ Greene, Raddeman Hodach, Unger, Shekoski	L/G	PAHs (21), PCBs (sed) (21)	5C-096799 (Ice Only), 5C-096800 (Ice Only) (2)	KK-SD037-B	7:57	
17 E3NJ6	Soil/Sediment/ Greene, Raddeman Hodach, Unger, Shekoski	L/G	PAHs (21), PCBs (sed) (21)	5C-118001 (Ice Only), 5C-118002 (Ice Only) (2)	KK-SD037-C1	7:59	
18 E3NJ7	Soil/Sediment/ Greene, Raddeman Hodach, Unger, Shekoski	L/G	PAHs (21), PCBs (sed) (21)	5C-118003 (Ice Only), 5C-118004 (Ice Only) (2)	KK-SD037-C2	8:01	
19 E3NJ8	Soil/Sediment/ Greene, Raddeman Hodach, Unger, Shekoski	L/G	PAHs (21), PCBs (sed) (21)	5C-118005 (Ice Only), 5C-118006 (Ice Only) (2)	KK-SD037-C3	8:05	
20 E3NJ9	Soil/Sediment/ Greene, Raddeman Hodach, Unger, Shekoski	L/G	PAHs (21), PCBs (sed) (21)	5C-118007 (Ice Only), 5C-118008 (Ice Only) (2)	KK-SD037-C3-FD	8:07	

Shipment for Case Complete?	Sample(s) to be used for laboratory QC:	Additional Sampler Signature(s):	Cooler Temperature Upon Receipt:	Chain of Custody Seal Number:
	Concentration: L = Low, M = Low/Medium, H = High		7°C	105481-105482
Analysis Key:	PAHs = PAHs, PCBs (sed) = PCBs (sed)	Type/Designate: Composite = C, Grab = G		Custody Seal Intact? <input checked="" type="checkbox"/> Shipment Iced? <input checked="" type="checkbox"/>

1D - FORM I SV-1  
SEMIVOLATILE ORGANICS ANALYSIS DATA SHEET

EPA SAMPLE NO.

E3NH8

Lab Name: MITKEM LABORATORIES Contract: EP-W-05-030  
 Lab Code: MITKEM Case No.: 38897 Mod. Ref No.: 1760.0 SDG No.: E3NH0  
 Matrix: (SOIL/SED/WATER) SOIL Lab Sample ID: H1610-09A  
 Sample wt/vol: 30.1 (g/mL) G Lab File ID: S3F9387.D  
 Level: (LOW/MED) LOW Extraction: (Type) SONC  
 % Moisture: 44 Decanted: (Y/N) N Date Received: 08/22/2009  
 Concentrated Extract Volume: 500 (uL) Date Extracted: 08/22/2009  
 Injection Volume: 2.0 (uL) GPC Factor: 2.00 Date Analyzed: 08/25/2009  
 GPC Cleanup: (Y/N) Y pH: 7.7 Dilution Factor: 1.0

CAS NO.	COMPOUND	CONCENTRATION UNITS:		Q
		(ug/L or ug/Kg)	UG/KG	
91-20-3	Naphthalene		220	J
91-57-6	2-Methylnaphthalene		320	
208-96-8	Acenaphthylene		500	
83-32-9	Acenaphthene		590	

PRELIMINARY

1E - FORM I SV-2  
SEMIVOLATILE ORGANICS ANALYSIS DATA SHEET

EPA SAMPLE NO.

E3NH8

Lab Name: MITKEM LABORATORIES Contract: EP-W-05-030  
 Lab Code: MITKEM Case No.: 38897 Mod. Ref No.: 1760.0 SDG No.: E3NH0  
 Matrix: (SOIL/SED/WATER) SOIL Lab Sample ID: H1610-09A  
 Sample wt/vol: 30.1 (g/mL) G Lab File ID: S3F9387.D  
 Level: (LOW/MED) LOW Extraction: (Type) SONC  
 % Moisture: 44 Decanted: (Y/N) N Date Received: 08/22/2009  
 Concentrated Extract Volume: 500 (uL) Date Extracted: 08/22/2009  
 Injection Volume: 2.0 (uL) GPC Factor: 2.00 Date Analyzed: 08/25/2009  
 GPC Cleanup: (Y/N) Y pH: 7.7 Dilution Factor: 1.0

CAS NO.	COMPOUND	CONCENTRATION UNITS: (ug/L or ug/Kg)	UG/KG	Q
86-73-7	Fluorene		1200	
85-01-8	Phenanthrene		7100	E
120-12-7	Anthracene		2100	
206-44-0	Fluoranthene		13000	E
129-00-0	Pyrene		7600	E
56-55-3	Benzo(a)anthracene		5800	E
218-01-9	Chrysene		7000	E
205-99-2	Benzo(b)fluoranthene		8800	E
207-08-9	Benzo(k)fluoranthene		2300	
50-32-8	Benzo(a)pyrene		4900	E
193-39-5	Indeno(1,2,3-cd)pyrene		3300	
53-70-3	Dibenzo(a,h)anthracene		1200	
191-24-2	Benzo(g,h,i)perylene		3700	

(1) Cannot be separated from Diphenylamine

PRELIMINARY

1D - FORM I SV-1  
SEMIVOLATILE ORGANICS ANALYSIS DATA SHEET

EPA SAMPLE NO.

E3NH9

Lab Name: MITKEM LABORATORIES Contract: EP-W-05-030  
 Lab Code: MITKEM Case No.: 38897 Mod. Ref No.: 1760.0 SDG No.: E3NH0  
 Matrix: (SOIL/SED/WATER) SOIL Lab Sample ID: H1610-10A  
 Sample wt/vol: 30.0 (g/mL) G Lab File ID: S3F9388.D  
 Level: (LOW/MED) LOW Extraction: (Type) SONC  
 % Moisture: 41 Decanted: (Y/N) N Date Received: 08/22/2009  
 Concentrated Extract Volume: 500 (uL) Date Extracted: 08/22/2009  
 Injection Volume: 2.0 (uL) GPC Factor: 2.00 Date Analyzed: 08/25/2009  
 GPC Cleanup: (Y/N) Y pH: 7.6 Dilution Factor: 1.0

CAS NO.	COMPOUND	CONCENTRATION UNITS:		Q
		(ug/L or ug/Kg)	UG/KG	
91-20-3	Naphthalene		300	
91-57-6	2-Methylnaphthalene		400	
208-96-8	Acenaphthylene		700	
83-32-9	Acenaphthene		810	

PRELIMINARY

1E - FORM I SV-2  
SEMIVOLATILE ORGANICS ANALYSIS DATA SHEET

EPA SAMPLE NO.

E3NH9

Lab Name: MITKEM LABORATORIES Contract: EP-W-05-030  
 Lab Code: MITKEM Case No.: 38897 Mod. Ref No.: 1760.0 SDG No.: E3NH0  
 Matrix: (SOIL/SED/WATER) SOIL Lab Sample ID: H1610-10A  
 Sample wt/vol: 30.0 (g/mL) G Lab File ID: S3F9388.D  
 Level: (LOW/MED) LOW Extraction: (Type) SONC  
 % Moisture: 41 Decanted: (Y/N) N Date Received: 08/22/2009  
 Concentrated Extract Volume: 500 (uL) Date Extracted: 08/22/2009  
 Injection Volume: 2.0 (uL) GPC Factor: 2.00 Date Analyzed: 08/25/2009  
 GPC Cleanup: (Y/N) Y pH: 7.6 Dilution Factor: 1.0

CAS NO.	COMPOUND	CONCENTRATION UNITS: (ug/L or ug/Kg)	UG/KG	Q
86-73-7	Fluorene		1800	
85-01-8	Phenanthrene		8800	E
120-12-7	Anthracene		2800	
206-44-0	Fluoranthene		15000	E
129-00-0	Pyrene		7600	E
56-55-3	Benzo(a)anthracene		6600	E
218-01-9	Chrysene		7000	E
205-99-2	Benzo(b)fluoranthene		8900	E
207-08-9	Benzo(k)fluoranthene		3600	
50-32-8	Benzo(a)pyrene		5200	E
193-39-5	Indeno(1,2,3-cd)pyrene		3600	
53-70-3	Dibenzo(a,h)anthracene		1400	
191-24-2	Benzo(g,h,i)perylene		4000	

(1) Cannot be separated from Diphenylamine

PRELIMINARY

1D - FORM I SV-1  
SEMIVOLATILE ORGANICS ANALYSIS DATA SHEET

EPA SAMPLE NO.

E3NJ0

Lab Name: MITKEM LABORATORIES Contract: EP-W-05-030  
 Lab Code: MITKEM Case No.: 38897 Mod. Ref No.: 1760.0 SDG No.: E3NH0  
 Matrix: (SOIL/SED/WATER) SOIL Lab Sample ID: H1610-11A  
 Sample wt/vol: 30.2 (g/mL) G Lab File ID: S3F9389.D  
 Level: (LOW/MED) LOW Extraction: (Type) SONC  
 % Moisture: 39 Decanted: (Y/N) N Date Received: 08/22/2009  
 Concentrated Extract Volume: 500 (uL) Date Extracted: 08/22/2009  
 Injection Volume: 2.0 (uL) GPC Factor: 2.00 Date Analyzed: 08/25/2009  
 GPC Cleanup: (Y/N) Y pH: 7.7 Dilution Factor: 1.0

CAS NO.	COMPOUND	CONCENTRATION UNITS:		Q
		(ug/L or ug/Kg)	UG/KG	
91-20-3	Naphthalene		460	
91-57-6	2-Methylnaphthalene		440	
208-96-8	Acenaphthylene		460	
83-32-9	Acenaphthene		890	

**PRELIMINARY**

1E - FORM I SV-2  
SEMIVOLATILE ORGANICS ANALYSIS DATA SHEET

EPA SAMPLE NO.

E3NJ0

Lab Name: MITKEM LABORATORIES Contract: EP-W-05-030  
 Lab Code: MITKEM Case No.: 38897 Mod. Ref No.: 1760.0 SDG No.: E3NH0  
 Matrix: (SOIL/SED/WATER) SOIL Lab Sample ID: H1610-11A  
 Sample wt/vol: 30.2 (g/mL) G Lab File ID: S3F9389.D  
 Level: (LOW/MED) LOW Extraction: (Type) SONC  
 % Moisture: 39 Decanted: (Y/N) N Date Received: 08/22/2009  
 Concentrated Extract Volume: 500 (uL) Date Extracted: 08/22/2009  
 Injection Volume: 2.0 (uL) GPC Factor: 2.00 Date Analyzed: 08/25/2009  
 GPC Cleanup: (Y/N) Y pH: 7.7 Dilution Factor: 1.0

CAS NO.	COMPOUND	CONCENTRATION UNITS: <u>UG/KG</u> (ug/L or ug/Kg)	<u>Q</u>
86-73-7	Fluorene	1600	
85-01-8	Phenanthrene	7900	E
120-12-7	Anthracene	2700	
206-44-0	Fluoranthene	13000	E
129-00-0	Pyrene	8800	E
56-55-3	Benzo(a)anthracene	7200	E
218-01-9	Chrysene	6900	E
205-99-2	Benzo(b)fluoranthene	8100	E
207-08-9	Benzo(k)fluoranthene	3600	
50-32-8	Benzo(a)pyrene	5800	E
193-39-5	Indeno(1,2,3-cd)pyrene	4600	E
53-70-3	Dibenzo(a,h)anthracene	1700	
191-24-2	Benzo(g,h,i)perylene	5200	E

(1) Cannot be separated from Diphenylamine

PRELIMINARY

1D - FORM I SV-1  
SEMIVOLATILE ORGANICS ANALYSIS DATA SHEET

EPA SAMPLE NO.

E3NJ1

Lab Name: MITKEM LABORATORIES Contract: EP-W-05-030  
 Lab Code: MITKEM Case No.: 38897 Mod. Ref No.: 1760.0 SDG No.: E3NH0  
 Matrix: (SOIL/SED/WATER) SOIL Lab Sample ID: H1610-12A  
 Sample wt/vol: 30.0 (g/mL) G Lab File ID: S3F9390.D  
 Level: (LOW/MED) LOW Extraction: (Type) SONC  
 % Moisture: 42 Decanted: (Y/N) N Date Received: 08/22/2009  
 Concentrated Extract Volume: 500 (uL) Date Extracted: 08/22/2009  
 Injection Volume: 2.0 (uL) GPC Factor: 2.00 Date Analyzed: 08/25/2009  
 GPC Cleanup: (Y/N) Y pH: 7.7 Dilution Factor: 1.0

CAS NO.	COMPOUND	CONCENTRATION UNITS:		Q
		(ug/L or ug/Kg)	UG/KG	
91-20-3	Naphthalene		690	
91-57-6	2-Methylnaphthalene		380	
208-96-8	Acenaphthylene		390	
83-32-9	Acenaphthene		650	

PRELIMINARY

SOM01.2 (6/2007)



1E - FORM I SV-2  
SEMIVOLATILE ORGANICS ANALYSIS DATA SHEET

EPA SAMPLE NO.

E3NJ1

Lab Name: MITKEM LABORATORIES Contract: EP-W-05-030  
 Lab Code: MITKEM Case No.: 38897 Mod. Ref No.: 1760.0 SDG No.: E3NH0  
 Matrix: (SOIL/SED/WATER) SOIL Lab Sample ID: H1610-12A  
 Sample wt/vol: 30.0 (g/mL) G Lab File ID: S3F9390.D  
 Level: (LOW/MED) LOW Extraction: (Type) SONC  
 % Moisture: 42 Decanted: (Y/N) N Date Received: 08/22/2009  
 Concentrated Extract Volume: 500 (uL) Date Extracted: 08/22/2009  
 Injection Volume: 2.0 (uL) GPC Factor: 2.00 Date Analyzed: 08/25/2009  
 GPC Cleanup: (Y/N) Y pH: 7.7 Dilution Factor: 1.0

CAS NO.	COMPOUND	CONCENTRATION UNITS: (ug/L or ug/Kg)	UG/KG	Q
86-73-7	Fluorene		1100	
85-01-8	Phenanthrene		6600	E
120-12-7	Anthracene		1400	
206-44-0	Fluoranthene		12000	E
129-00-0	Pyrene		5900	E
56-55-3	Benzo(a)anthracene		4500	
218-01-9	Chrysene		5400	E
205-99-2	Benzo(b)fluoranthene		7400	E
207-08-9	Benzo(k)fluoranthene		2800	
50-32-8	Benzo(a)pyrene		4000	
193-39-5	Indeno(1,2,3-cd)pyrene		2400	
53-70-3	Dibenzo(a,h)anthracene		900	
191-24-2	Benzo(g,h,i)perylene		2700	

(1) Cannot be separated from Diphenylamine

PRELIMINARY

SOM01.2 (6/2007)

1D - FORM I SV-1  
SEMIVOLATILE ORGANICS ANALYSIS DATA SHEET

EPA SAMPLE NO.

E3NJ2

Lab Name: MITKEM LABORATORIES Contract: EP-W-05-030  
 Lab Code: MITKEM Case No.: 38897 Mod. Ref No.: 1760.0 SDG No.: E3NH0  
 Matrix: (SOIL/SED/WATER) SOIL Lab Sample ID: H1610-13A  
 Sample wt/vol: 30.2 (g/mL) G Lab File ID: S3F9391.D  
 Level: (LOW/MED) LOW Extraction: (Type) SONC  
 % Moisture: 37 Decanted: (Y/N) N Date Received: 08/22/2009  
 Concentrated Extract Volume: 500 (uL) Date Extracted: 08/22/2009  
 Injection Volume: 2.0 (uL) GPC Factor: 2.00 Date Analyzed: 08/25/2009  
 GPC Cleanup: (Y/N) Y pH: 7.7 Dilution Factor: 1.0

CAS NO.	COMPOUND	CONCENTRATION UNITS:		Q
		(ug/L or ug/Kg)	UG/KG	
91-20-3	Naphthalene		360	
91-57-6	2-Methylnaphthalene		300	
208-96-8	Acenaphthylene		330	
83-32-9	Acenaphthene		550	

PRELIMINARY

1E - FORM I SV-2  
SEMIVOLATILE ORGANICS ANALYSIS DATA SHEET

EPA SAMPLE NO.

E3NJ2

Lab Name: MITKEM LABORATORIES Contract: EP-W-05-030  
 Lab Code: MITKEM Case No.: 38897 Mod. Ref No.: 1760.0 SDG No.: E3NH0  
 Matrix: (SOIL/SED/WATER) SOIL Lab Sample ID: H1610-13A  
 Sample wt/vol: 30.2 (g/mL) G Lab File ID: S3F9391.D  
 Level: (LOW/MED) LOW Extraction: (Type) SONC  
 % Moisture: 37 Decanted: (Y/N) N Date Received: 08/22/2009  
 Concentrated Extract Volume: 500 (uL) Date Extracted: 08/22/2009  
 Injection Volume: 2.0 (uL) GPC Factor: 2.00 Date Analyzed: 08/25/2009  
 GPC Cleanup: (Y/N) Y pH: 7.7 Dilution Factor: 1.0

CAS NO.	COMPOUND	CONCENTRATION UNITS: (ug/L or ug/Kg)	UG/KG	Q
86-73-7	Fluorene		950	
85-01-8	Phenanthrene		5500	E
120-12-7	Anthracene		1300	
206-44-0	Fluoranthene		8700	E
129-00-0	Pyrene		4200	
56-55-3	Benzo(a)anthracene		3400	
218-01-9	Chrysene		3700	
205-99-2	Benzo(b)fluoranthene		4100	
207-08-9	Benzo(k)fluoranthene		1900	
50-32-8	Benzo(a)pyrene		2800	
193-39-5	Indeno(1,2,3-cd)pyrene		1400	
53-70-3	Dibenzo(a,h)anthracene		610	
191-24-2	Benzo(g,h,i)perylene		1500	

(1) Cannot be separated from Diphenylamine

PRELIMINARY

1D - FORM I SV-1  
SEMIVOLATILE ORGANICS ANALYSIS DATA SHEET

EPA SAMPLE NO.

E3NJ3

Lab Name: MITKEM LABORATORIES Contract: EP-W-05-030  
 Lab Code: MITKEM Case No.: 38897 Mod. Ref No.: 1760.0 SDG No.: E3NH0  
 Matrix: (SOIL/SED/WATER) SOIL Lab Sample ID: H1610-14A  
 Sample wt/vol: 30.1 (g/mL) G Lab File ID: S3F9392.D  
 Level: (LOW/MED) LOW Extraction: (Type) SONC  
 % Moisture: 32 Decanted: (Y/N) N Date Received: 08/22/2009  
 Concentrated Extract Volume: 500 (uL) Date Extracted: 08/22/2009  
 Injection Volume: 2.0 (uL) GPC Factor: 2.00 Date Analyzed: 08/25/2009  
 GPC Cleanup: (Y/N) Y pH: 7.8 Dilution Factor: 1.0

CAS NO.	COMPOUND	CONCENTRATION UNITS:		Q
		(ug/L or ug/Kg)	UG/KG	
91-20-3	Naphthalene		250	U
91-57-6	2-Methylnaphthalene		250	U
208-96-8	Acenaphthylene		250	U
83-32-9	Acenaphthene		250	U

PRELIMINARY

1E - FORM I SV-2  
SEMIVOLATILE ORGANICS ANALYSIS DATA SHEET

EPA SAMPLE NO.

E3NJ3

Lab Name: MITKEM LABORATORIES Contract: EP-W-05-030  
 Lab Code: MITKEM Case No.: 38897 Mod. Ref No.: 1760.0 SDG No.: E3NH0  
 Matrix: (SOIL/SED/WATER) SOIL Lab Sample ID: H1610-14A  
 Sample wt/vol: 30.1 (g/mL) G Lab File ID: S3F9392.D  
 Level: (LOW/MED) LOW Extraction: (Type) SONC  
 % Moisture: 32 Decanted: (Y/N) N Date Received: 08/22/2009  
 Concentrated Extract Volume: 500 (uL) Date Extracted: 08/22/2009  
 Injection Volume: 2.0 (uL) GPC Factor: 2.00 Date Analyzed: 08/25/2009  
 GPC Cleanup: (Y/N) Y pH: 7.8 Dilution Factor: 1.0

CAS NO.	COMPOUND	CONCENTRATION UNITS:		Q
		(ug/L or ug/Kg)	UG/KG	
86-73-7	Fluorene		250	U
85-01-8	Phenanthrene		250	U
120-12-7	Anthracene		250	U
206-44-0	Fluoranthene		250	U
129-00-0	Pyrene		250	U
56-55-3	Benzo(a)anthracene		250	U
218-01-9	Chrysene		250	U
205-99-2	Benzo(b)fluoranthene		250	U
207-08-9	Benzo(k)fluoranthene		250	U
50-32-8	Benzo(a)pyrene		250	U
193-39-5	Indeno(1,2,3-cd)pyrene		250	U
53-70-3	Dibenzo(a,h)anthracene		250	U
191-24-2	Benzo(g,h,i)perylene		250	U

(1) Cannot be separated from Diphenylamine

PRELIMINARY

1D - FORM I SV-1  
SEMIVOLATILE ORGANICS ANALYSIS DATA SHEET

EPA SAMPLE NO.

E3NJ4

Lab Name: MITKEM LABORATORIES Contract: EP-W-05-030  
 Lab Code: MITKEM Case No.: 38897 Mod. Ref No.: 1760.0 SDG No.: E3NH0  
 Matrix: (SOIL/SED/WATER) SOIL Lab Sample ID: H1610-15A  
 Sample wt/vol: 30.0 (g/mL) G Lab File ID: S3F9393.D  
 Level: (LOW/MED) LOW Extraction: (Type) SONC  
 % Moisture: 43 Decanted: (Y/N) N Date Received: 08/22/2009  
 Concentrated Extract Volume: 500 (uL) Date Extracted: 08/22/2009  
 Injection Volume: 2.0 (uL) GPC Factor: 2.00 Date Analyzed: 08/25/2009  
 GPC Cleanup: (Y/N) Y pH: 7.6 Dilution Factor: 1.0

CAS NO.	COMPOUND	CONCENTRATION UNITS:	
		(ug/L or ug/Kg)	UG/KG
91-20-3	Naphthalene	300	U
91-57-6	2-Methylnaphthalene	300	U
208-96-8	Acenaphthylene	300	U
83-32-9	Acenaphthene	300	U

PRELIMINARY

1E - FORM I SV-2  
SEMIVOLATILE ORGANICS ANALYSIS DATA SHEET

EPA SAMPLE NO.

E3NJ4

Lab Name: MITKEM LABORATORIES Contract: EP-W-05-030  
 Lab Code: MITKEM Case No.: 38897 Mod. Ref No.: 1760.0 SDG No.: E3NH0  
 Matrix: (SOIL/SED/WATER) SOIL Lab Sample ID: H1610-15A  
 Sample wt/vol: 30.0 (g/mL) G Lab File ID: S3F9393.D  
 Level: (LOW/MED) LOW Extraction: (Type) SONC  
 % Moisture: 43 Decanted: (Y/N) N Date Received: 08/22/2009  
 Concentrated Extract Volume: 500 (uL) Date Extracted: 08/22/2009  
 Injection Volume: 2.0 (uL) GPC Factor: 2.00 Date Analyzed: 08/25/2009  
 GPC Cleanup: (Y/N) Y pH: 7.6 Dilution Factor: 1.0

CAS NO.	COMPOUND	CONCENTRATION UNITS:	
		(ug/L or ug/Kg)	UG/KG
86-73-7	Fluorene	300	U
85-01-8	Phenanthrene	300	U
120-12-7	Anthracene	300	U
206-44-0	Fluoranthene	300	U
129-00-0	Pyrene	300	U
56-55-3	Benzo(a)anthracene	300	U
218-01-9	Chrysene	300	U
205-99-2	Benzo(b)fluoranthene	300	U
207-08-9	Benzo(k)fluoranthene	300	U
50-32-8	Benzo(a)pyrene	300	U
193-39-5	Indeno(1,2,3-cd)pyrene	300	U
53-70-3	Dibenzo(a,h)anthracene	300	U
191-24-2	Benzo(g,h,i)perylene	300	U

(1) Cannot be separated from Diphenylamine

PRELIMINARY

SOM01.2 (6/2007)

1D - FORM I SV-1  
SEMIVOLATILE ORGANICS ANALYSIS DATA SHEET

EPA SAMPLE NO.

E3NJ5

Lab Name: MITKEM LABORATORIES Contract: EP-W-05-030  
 Lab Code: MITKEM Case No.: 38897 Mod. Ref No.: 1760.0 SDG No.: E3NH0  
 Matrix: (SOIL/SED/WATER) SOIL Lab Sample ID: H1610-16A  
 Sample wt/vol: 30.0 (g/mL) G Lab File ID: S3F9394.D  
 Level: (LOW/MED) LOW Extraction: (Type) SONC  
 % Moisture: 40 Decanted: (Y/N) N Date Received: 08/22/2009  
 Concentrated Extract Volume: 500 (uL) Date Extracted: 08/22/2009  
 Injection Volume: 2.0 (uL) GPC Factor: 2.00 Date Analyzed: 08/25/2009  
 GPC Cleanup: (Y/N) Y pH: 7.7 Dilution Factor: 1.0

CAS NO.	COMPOUND	CONCENTRATION UNITS:		Q
		(ug/L or ug/Kg)	UG/KG	
91-20-3	Naphthalene		350	
91-57-6	2-Methylnaphthalene		410	
208-96-8	Acenaphthylene		750	
83-32-9	Acenaphthene		700	

PRELIMINARY



1E - FORM I SV-2  
SEMIVOLATILE ORGANICS ANALYSIS DATA SHEET

EPA SAMPLE NO.

E3NJ5

Lab Name: MITKEM LABORATORIES Contract: EP-W-05-030  
 Lab Code: MITKEM Case No.: 38897 Mod. Ref No.: 1760.0 SDG No.: E3NH0  
 Matrix: (SOIL/SED/WATER) SOIL Lab Sample ID: H1610-16A  
 Sample wt/vol: 30.0 (g/mL) G Lab File ID: S3F9394.D  
 Level: (LOW/MED) LOW Extraction: (Type) SONC  
 % Moisture: 40 Decanted: (Y/N) N Date Received: 08/22/2009  
 Concentrated Extract Volume: 500 (uL) Date Extracted: 08/22/2009  
 Injection Volume: 2.0 (uL) GPC Factor: 2.00 Date Analyzed: 08/25/2009  
 GPC Cleanup: (Y/N) Y pH: 7.7 Dilution Factor: 1.0

CAS NO.	COMPOUND	CONCENTRATION UNITS:		Q
		(ug/L or ug/Kg)	UG/KG	
86-73-7	Fluorene		1600	
85-01-8	Phenanthrene		8100	E
120-12-7	Anthracene		2800	
206-44-0	Fluoranthene		14000	E
129-00-0	Pyrene		8500	E
56-55-3	Benzo(a)anthracene		6900	E
218-01-9	Chrysene		7800	E
205-99-2	Benzo(b)fluoranthene		8900	E
207-08-9	Benzo(k)fluoranthene		3300	
50-32-8	Benzo(a)pyrene		5600	E
193-39-5	Indeno(1,2,3-cd)pyrene		4200	
53-70-3	Dibenzo(a,h)anthracene		1700	
191-24-2	Benzo(g,h,i)perylene		4700	E

(1) Cannot be separated from Diphenylamine

PRELIMINARY

SOM01.2 (6/2007)

1D - FORM I SV-1  
SEMIVOLATILE ORGANICS ANALYSIS DATA SHEET

EPA SAMPLE NO.

E3NJ6

Lab Name: MITKEM LABORATORIES Contract: EP-W-05-030  
 Lab Code: MITKEM Case No.: 38897 Mod. Ref No.: 1760.0 SDG No.: E3NH0  
 Matrix: (SOIL/SED/WATER) SOIL Lab Sample ID: H1610-17A  
 Sample wt/vol: 30.3 (g/mL) G Lab File ID: S3F9395.D  
 Level: (LOW/MED) LOW Extraction: (Type) SONC  
 % Moisture: 39 Decanted: (Y/N) N Date Received: 08/22/2009  
 Concentrated Extract Volume: 500 (uL) Date Extracted: 08/22/2009  
 Injection Volume: 2.0 (uL) GPC Factor: 2.00 Date Analyzed: 08/25/2009  
 GPC Cleanup: (Y/N) Y pH: 7.5 Dilution Factor: 1.0

CAS NO.	COMPOUND	CONCENTRATION UNITS:		Q
		(ug/L or ug/Kg)	UG/KG	
91-20-3	Naphthalene		340	
91-57-6	2-Methylnaphthalene		480	
208-96-8	Acenaphthylene		740	
83-32-9	Acenaphthene		950	

PRELIMINARY

1E - FORM I SV-2  
SEMIVOLATILE ORGANICS ANALYSIS DATA SHEET

EPA SAMPLE NO.

E3NJ6

Lab Name: MITKEM LABORATORIES Contract: EP-W-05-030  
 Lab Code: MITKEM Case No.: 38897 Mod. Ref No.: 1760.0 SDG No.: E3NH0  
 Matrix: (SOIL/SED/WATER) SOIL Lab Sample ID: H1610-17A  
 Sample wt/vol: 30.3 (g/mL) G Lab File ID: S3F9395.D  
 Level: (LOW/MED) LOW Extraction: (Type) SONC  
 % Moisture: 39 Decanted: (Y/N) N Date Received: 08/22/2009  
 Concentrated Extract Volume: 500 (uL) Date Extracted: 08/22/2009  
 Injection Volume: 2.0 (uL) GPC Factor: 2.00 Date Analyzed: 08/25/2009  
 GPC Cleanup: (Y/N) Y pH: 7.5 Dilution Factor: 1.0

CAS NO.	COMPOUND	CONCENTRATION UNITS:		Q
		(ug/L or ug/Kg)	UG/KG	
86-73-7	Fluorene		2200	
85-01-8	Phenanthrene		9100	E
120-12-7	Anthracene		3200	
206-44-0	Fluoranthene		15000	E
129-00-0	Pyrene		8200	E
56-55-3	Benzo(a)anthracene		6300	E
218-01-9	Chrysene		7700	E
205-99-2	Benzo(b)fluoranthene		8400	E
207-08-9	Benzo(k)fluoranthene		3400	
50-32-8	Benzo(a)pyrene		5500	E
193-39-5	Indeno(1,2,3-cd)pyrene		4000	
53-70-3	Dibenzo(a,h)anthracene		1600	
191-24-2	Benzo(g,h,i)perylene		4500	E

(1) Cannot be separated from Diphenylamine

PRELIMINARY

1D - FORM I SV-1  
SEMIVOLATILE ORGANICS ANALYSIS DATA SHEET

EPA SAMPLE NO.

E3NJ7

Lab Name: MITKEM LABORATORIES Contract: EP-W-05-030  
 Lab Code: MITKEM Case No.: 38897 Mod. Ref No.: 1760.0 SDG No.: E3NH0  
 Matrix: (SOIL/SED/WATER) SOIL Lab Sample ID: H1610-18A  
 Sample wt/vol: 30.0 (g/mL) G Lab File ID: S3F9396.D  
 Level: (LOW/MED) LOW Extraction: (Type) SONC  
 % Moisture: 40 Decanted: (Y/N) N Date Received: 08/22/2009  
 Concentrated Extract Volume: 500 (uL) Date Extracted: 08/22/2009  
 Injection Volume: 2.0 (uL) GPC Factor: 2.00 Date Analyzed: 08/25/2009  
 GPC Cleanup: (Y/N) Y pH: 7.5 Dilution Factor: 1.0

CAS NO.	COMPOUND	CONCENTRATION UNITS:		Q
		(ug/L or ug/Kg)	UG/KG	
91-20-3	Naphthalene		420	
91-57-6	2-Methylnaphthalene		420	
208-96-8	Acenaphthylene		570	
83-32-9	Acenaphthene		780	

PRELIMINARY

1E - FORM I SV-2  
SEMIVOLATILE ORGANICS ANALYSIS DATA SHEET

EPA SAMPLE NO.

E3NJ7

Lab Name: MITKEM LABORATORIES Contract: EP-W-05-030  
 Lab Code: MITKEM Case No.: 38897 Mod. Ref No.: 1760.0 SDG No.: E3NH0  
 Matrix: (SOIL/SED/WATER) SOIL Lab Sample ID: H1610-18A  
 Sample wt/vol: 30.0 (g/mL) G Lab File ID: S3F9396.D  
 Level: (LOW/MED) LOW Extraction: (Type) SONC  
 % Moisture: 40 Decanted: (Y/N) N Date Received: 08/22/2009  
 Concentrated Extract Volume: 500 (uL) Date Extracted: 08/22/2009  
 Injection Volume: 2.0 (uL) GPC Factor: 2.00 Date Analyzed: 08/25/2009  
 GPC Cleanup: (Y/N) Y pH: 7.5 Dilution Factor: 1.0

CAS NO.	COMPOUND	CONCENTRATION UNITS:		Q
		(ug/L or ug/Kg)	UG/KG	
86-73-7	Fluorene		1700	
85-01-8	Phenanthrene		8200	E
120-12-7	Anthracene		2700	
206-44-0	Fluoranthene		14000	E
129-00-0	Pyrene		7800	E
56-55-3	Benzo(a)anthracene		6300	E
218-01-9	Chrysene		6800	E
205-99-2	Benzo(b)fluoranthene		9300	E
207-08-9	Benzo(k)fluoranthene		3300	
50-32-8	Benzo(a)pyrene		5100	E
193-39-5	Indeno(1,2,3-cd)pyrene		3900	
53-70-3	Dibenzo(a,h)anthracene		1600	
191-24-2	Benzo(g,h,i)perylene		4400	

(1) Cannot be separated from Diphenylamine

PRELIMINARY

1D - FORM I SV-1  
SEMIVOLATILE ORGANICS ANALYSIS DATA SHEET

EPA SAMPLE NO.

E3NJ8

Lab Name: MITKEM LABORATORIES Contract: EP-W-05-030  
 Lab Code: MITKEM Case No.: 38897 Mod. Ref No.: 1760.0 SDG No.: E3NH0  
 Matrix: (SOIL/SED/WATER) SOIL Lab Sample ID: H1610-19A  
 Sample wt/vol: 30.1 (g/mL) G Lab File ID: S3F9397.D  
 Level: (LOW/MED) LOW Extraction: (Type) SONC  
 % Moisture: 36 Decanted: (Y/N) N Date Received: 08/22/2009  
 Concentrated Extract Volume: 500 (uL) Date Extracted: 08/22/2009  
 Injection Volume: 2.0 (uL) GPC Factor: 2.00 Date Analyzed: 08/25/2009  
 GPC Cleanup: (Y/N) Y pH: 7.8 Dilution Factor: 1.0

CAS NO.	COMPOUND	CONCENTRATION UNITS:		Q
		(ug/L or ug/Kg)	UG/KG	
91-20-3	Naphthalene		680	
91-57-6	2-Methylnaphthalene		390	
208-96-8	Acenaphthylene		480	
83-32-9	Acenaphthene		550	

PRELIMINARY

1E - FORM I SV-2  
SEMIVOLATILE ORGANICS ANALYSIS DATA SHEET

EPA SAMPLE NO.

E3NJ8

Lab Name: MITKEM LABORATORIES Contract: EP-W-05-030  
 Lab Code: MITKEM Case No.: 38897 Mod. Ref No.: 1760.0 SDG No.: E3NH0  
 Matrix: (SOIL/SED/WATER) SOIL Lab Sample ID: H1610-19A  
 Sample wt/vol: 30.1 (g/mL) G Lab File ID: S3F9397.D  
 Level: (LOW/MED) LOW Extraction: (Type) SONC  
 % Moisture: 36 Decanted: (Y/N) N Date Received: 08/22/2009  
 Concentrated Extract Volume: 500 (uL) Date Extracted: 08/22/2009  
 Injection Volume: 2.0 (uL) GPC Factor: 2.00 Date Analyzed: 08/25/2009  
 GPC Cleanup: (Y/N) Y pH: 7.8 Dilution Factor: 1.0

CAS NO.	COMPOUND	CONCENTRATION UNITS:		Q
		(ug/L or ug/Kg)	UG/KG	
86-73-7	Fluorene		1000	
85-01-8	Phenanthrene		6300	E
120-12-7	Anthracene		1400	
206-44-0	Fluoranthene		12000	E
129-00-0	Pyrene		6700	E
56-55-3	Benzo(a)anthracene		5200	E
218-01-9	Chrysene		6000	E
205-99-2	Benzo(b)fluoranthene		8300	E
207-08-9	Benzo(k)fluoranthene		3000	
50-32-8	Benzo(a)pyrene		4600	E
193-39-5	Indeno(1,2,3-cd)pyrene		3100	
53-70-3	Dibenzo(a,h)anthracene		1100	
191-24-2	Benzo(g,h,i)perylene		3600	

(1) Cannot be separated from Diphenylamine

PRELIMINARY

1D - FORM I SV-1  
SEMIVOLATILE ORGANICS ANALYSIS DATA SHEET

EPA SAMPLE NO.

E3NJ9

Lab Name: MITKEM LABORATORIES Contract: EP-W-05-030  
 Lab Code: MITKEM Case No.: 38897 Mod. Ref No.: 1760.0 SDG No.: E3NH0  
 Matrix: (SOIL/SED/WATER) SOIL Lab Sample ID: H1610-20A  
 Sample wt/vol: 30.0 (g/mL) G Lab File ID: S3F9398.D  
 Level: (LOW/MED) LOW Extraction: (Type) SONC  
 % Moisture: 36 Decanted: (Y/N) N Date Received: 08/22/2009  
 Concentrated Extract Volume: 500 (uL) Date Extracted: 08/22/2009  
 Injection Volume: 2.0 (uL) GPC Factor: 2.00 Date Analyzed: 08/25/2009  
 GPC Cleanup: (Y/N) Y pH: 7.7 Dilution Factor: 1.0

CAS NO.	COMPOUND	CONCENTRATION UNITS:		Q
		(ug/L or ug/Kg)	UG/KG	
91-20-3	Naphthalene		410	
91-57-6	2-Methylnaphthalene		280	
208-96-8	Acenaphthylene		350	
83-32-9	Acenaphthene		550	

PRELIMINARY



1E - FORM I SV-2  
SEMIVOLATILE ORGANICS ANALYSIS DATA SHEET

EPA SAMPLE NO.

E3NJ9

Lab Name: MITKEM LABORATORIES Contract: EP-W-05-030  
 Lab Code: MITKEM Case No.: 38897 Mod. Ref No.: 1760.0 SDG No.: E3NH0  
 Matrix: (SOIL/SED/WATER) SOIL Lab Sample ID: H1610-20A  
 Sample wt/vol: 30.0 (g/mL) G Lab File ID: S3F9398.D  
 Level: (LOW/MED) LOW Extraction: (Type) SONC  
 % Moisture: 36 Decanted: (Y/N) N Date Received: 08/22/2009  
 Concentrated Extract Volume: 500 (uL) Date Extracted: 08/22/2009  
 Injection Volume: 2.0 (uL) GPC Factor: 2.00 Date Analyzed: 08/25/2009  
 GPC Cleanup: (Y/N) Y pH: 7.7 Dilution Factor: 1.0

CAS NO.	COMPOUND	CONCENTRATION UNITS:	
		(ug/L or ug/Kg)	UG/KG
86-73-7	Fluorene		1000
85-01-8	Phenanthrene		6100
120-12-7	Anthracene		1500
206-44-0	Fluoranthene		11000
129-00-0	Pyrene		5600
56-55-3	Benzo(a)anthracene		4600
218-01-9	Chrysene		5000
205-99-2	Benzo(b)fluoranthene		6400
207-08-9	Benzo(k)fluoranthene		2100
50-32-8	Benzo(a)pyrene		3800
193-39-5	Indeno(1,2,3-cd)pyrene		2200
53-70-3	Dibenzo(a,h)anthracene		830
191-24-2	Benzo(g,h,i)perylene		2400

(1) Cannot be separated from Diphenylamine

PRELIMINARY

1D - FORM I SV-1  
SEMIVOLATILE ORGANICS ANALYSIS DATA SHEET

EPA SAMPLE NO.

E3NH0

Lab Name: MITKEM LABORATORIES Contract: EP-W-05-030  
 Lab Code: MITKEM Case No.: 38897 Mod. Ref No.: 1760.0 SDG No.: E3NH0  
 Matrix: (SOIL/SED/WATER) SOIL Lab Sample ID: H1610-01A  
 Sample wt/vol: 30.5 (g/mL) G Lab File ID: S2F9544.D  
 Level: (LOW/MED) LOW Extraction: (Type) SONC  
 % Moisture: 37 Decanted: (Y/N) N Date Received: 08/21/2009  
 Concentrated Extract Volume: 500 (uL) Date Extracted: 08/21/2009  
 Injection Volume: 2.0 (uL) GPC Factor: 2.00 Date Analyzed: 08/23/2009  
 GPC Cleanup: (Y/N) Y pH: 7.3 Dilution Factor: 1.0

CAS NO.	COMPOUND	CONCENTRATION UNITS:		Q
		(ug/L or ug/Kg)	UG/KG	
91-20-3	Naphthalene		300	
91-57-6	2-Methylnaphthalene		200	J
208-96-8	Acenaphthylene		170	J
83-32-9	Acenaphthene		450	

PRELIMINARY

1E - FORM I SV-2  
SEMIVOLATILE ORGANICS ANALYSIS DATA SHEET

EPA SAMPLE NO.

E3NH0

Lab Name: MITKEM LABORATORIES Contract: EP-W-05-030  
 Lab Code: MITKEM Case No.: 38897 Mod. Ref No.: 1760.0 SDG No.: E3NH0  
 Matrix: (SOIL/SED/WATER) SOIL Lab Sample ID: H1610-01A  
 Sample wt/vol: 30.5 (g/mL) G Lab File ID: S2F9544.D  
 Level: (LOW/MED) LOW Extraction: (Type) SONC  
 % Moisture: 37 Decanted: (Y/N) N Date Received: 08/21/2009  
 Concentrated Extract Volume: 500 (uL) Date Extracted: 08/21/2009  
 Injection Volume: 2.0 (uL) GPC Factor: 2.00 Date Analyzed: 08/23/2009  
 GPC Cleanup: (Y/N) Y pH: 7.3 Dilution Factor: 1.0

CAS NO.	COMPOUND	CONCENTRATION UNITS: (ug/L or ug/Kg)	UG/KG	Q
86-73-7	Fluorene		870	
85-01-8	Phenanthrene		8800	E
120-12-7	Anthracene		890	
206-44-0	Fluoranthene		15000	E
129-00-0	Pyrene		15000	E
56-55-3	Benzo(a)anthracene		5900	E
218-01-9	Chrysene		8300	E
205-99-2	Benzo(b)fluoranthene		9200	E
207-08-9	Benzo(k)fluoranthene		4800	E
50-32-8	Benzo(a)pyrene		5800	E
193-39-5	Indeno(1,2,3-cd)pyrene		2300	
53-70-3	Dibenzo(a,h)anthracene		830	
191-24-2	Benzo(g,h,i)perylene		2600	

(1) Cannot be separated from Diphenylamine

PRELIMINARY

1D - FORM I SV-1  
SEMIVOLATILE ORGANICS ANALYSIS DATA SHEET

EPA SAMPLE NO.

E3NH1

Lab Name: MITKEM LABORATORIES Contract: EP-W-05-030  
 Lab Code: MITKEM Case No.: 38897 Mod. Ref No.: 1760.0 SDG No.: E3NH0  
 Matrix: (SOIL/SED/WATER) SOIL Lab Sample ID: H1610-02A  
 Sample wt/vol: 30.3 (g/mL) G Lab File ID: S2F9543.D  
 Level: (LOW/MED) LOW Extraction: (Type) SONC  
 % Moisture: 50 Decanted: (Y/N) N Date Received: 08/21/2009  
 Concentrated Extract Volume: 500 (uL) Date Extracted: 08/21/2009  
 Injection Volume: 2.0 (uL) GPC Factor: 2.00 Date Analyzed: 08/23/2009  
 GPC Cleanup: (Y/N) Y pH: 7.6 Dilution Factor: 1.0

CAS NO.	COMPOUND	CONCENTRATION UNITS:		Q
		(ug/L or ug/Kg)	UG/KG	
91-20-3	Naphthalene		340	U
91-57-6	2-Methylnaphthalene		340	U
208-96-8	Acenaphthylene		340	U
83-32-9	Acenaphthene		340	U

PRELIMINARY

1E - FORM I SV-2  
SEMIVOLATILE ORGANICS ANALYSIS DATA SHEET

EPA SAMPLE NO.

E3NH1

Lab Name: MITKEM LABORATORIES Contract: EP-W-05-030  
 Lab Code: MITKEM Case No.: 38897 Mod. Ref No.: 1760.0 SDG No.: E3NH0  
 Matrix: (SOIL/SED/WATER) SOIL Lab Sample ID: H1610-02A  
 Sample wt/vol: 30.3 (g/mL) G Lab File ID: S2F9543.D  
 Level: (LOW/MED) LOW Extraction: (Type) SONC  
 % Moisture: 50 Decanted: (Y/N) N Date Received: 08/21/2009  
 Concentrated Extract Volume: 500 (uL) Date Extracted: 08/21/2009  
 Injection Volume: 2.0 (uL) GPC Factor: 2.00 Date Analyzed: 08/23/2009  
 GPC Cleanup: (Y/N) Y pH: 7.6 Dilution Factor: 1.0

CAS NO.	COMPOUND	CONCENTRATION UNITS:	
		(ug/L or ug/Kg)	UG/KG
86-73-7	Fluorene	340	U
85-01-8	Phenanthrene	340	U
120-12-7	Anthracene	340	U
206-44-0	Fluoranthene	340	U
129-00-0	Pyrene	340	U
56-55-3	Benzo(a)anthracene	340	U
218-01-9	Chrysene	340	U
205-99-2	Benzo(b)fluoranthene	340	U
207-08-9	Benzo(k)fluoranthene	340	U
50-32-8	Benzo(a)pyrene	340	U
193-39-5	Indeno(1,2,3-cd)pyrene	340	U
53-70-3	Dibenzo(a,h)anthracene	340	U
191-24-2	Benzo(g,h,i)perylene	340	U

(1) Cannot be separated from Diphenylamine

PRELIMINARY

SOM01.2 (6/2007)

1D - FORM I SV-1  
SEMIVOLATILE ORGANICS ANALYSIS DATA SHEET

EPA SAMPLE NO.

E3NH2

Lab Name: MITKEM LABORATORIES Contract: EP-W-05-030  
 Lab Code: MITKEM Case No.: 38897 Mod. Ref No.: 1760.0 SDG No.: E3NH0  
 Matrix: (SOIL/SED/WATER) SOIL Lab Sample ID: H1610-03A  
 Sample wt/vol: 30.4 (g/mL) G Lab File ID: S2F9545.D  
 Level: (LOW/MED) LOW Extraction: (Type) SONC  
 % Moisture: 42 Decanted: (Y/N) N Date Received: 08/21/2009  
 Concentrated Extract Volume: 500 (uL) Date Extracted: 08/21/2009  
 Injection Volume: 2.0 (uL) GPC Factor: 2.00 Date Analyzed: 08/23/2009  
 GPC Cleanup: (Y/N) Y pH: 7.1 Dilution Factor: 1.0

CAS NO.	COMPOUND	CONCENTRATION UNITS: (ug/L or ug/Kg)	UG/KG	Q
91-20-3	Naphthalene		360	
91-57-6	2-Methylnaphthalene		730	
208-96-8	Acenaphthylene		330	
83-32-9	Acenaphthene		1000	

PRELIMINARY

SOM01.2 (6/2007)

1E - FORM I SV-2  
SEMIVOLATILE ORGANICS ANALYSIS DATA SHEET

EPA SAMPLE NO.

E3NH2

Lab Name: MITKEM LABORATORIES Contract: EP-W-05-030  
 Lab Code: MITKEM Case No.: 38897 Mod. Ref No.: 1760.0 SDG No.: E3NH0  
 Matrix: (SOIL/SED/WATER) SOIL Lab Sample ID: H1610-03A  
 Sample wt/vol: 30.4 (g/mL) G Lab File ID: S2F9545.D  
 Level: (LOW/MED) LOW Extraction: (Type) SONC  
 % Moisture: 42 Decanted: (Y/N) N Date Received: 08/21/2009  
 Concentrated Extract Volume: 500 (uL) Date Extracted: 08/21/2009  
 Injection Volume: 2.0 (uL) GPC Factor: 2.00 Date Analyzed: 08/23/2009  
 GPC Cleanup: (Y/N) Y pH: 7.1 Dilution Factor: 1.0

CAS NO.	COMPOUND	CONCENTRATION UNITS: <u>UG/KG</u> (ug/L or ug/Kg)	<u>Q</u>
86-73-7	Fluorene	2300	
85-01-8	Phenanthrene	15000	E
120-12-7	Anthracene	2400	
206-44-0	Fluoranthene	19000	E
129-00-0	Pyrene	29000	E
56-55-3	Benzo(a)anthracene	11000	E
218-01-9	Chrysene	17000	E
205-99-2	Benzo(b)fluoranthene	22000	E
207-08-9	Benzo(k)fluoranthene	5400	E
50-32-8	Benzo(a)pyrene	11000	E
193-39-5	Indeno(1,2,3-cd)pyrene	4600	E
53-70-3	Dibenzo(a,h)anthracene	1800	
191-24-2	Benzo(g,h,i)perylene	5100	E

(1) Cannot be separated from Diphenylamine

PRELIMINARY

1D - FORM I SV-1  
SEMIVOLATILE ORGANICS ANALYSIS DATA SHEET

EPA SAMPLE NO.

E3NH2MS

Lab Name: MITKEM LABORATORIES Contract: EP-W-05-030  
 Lab Code: MITKEM Case No.: 38897 Mod. Ref No.: 1760.0 SDG No.: E3NH0  
 Matrix: (SOIL/SED/WATER) SOIL Lab Sample ID: H1610-03AMS  
 Sample wt/vol: 30.0 (g/mL) G Lab File ID: S2F9547.D  
 Level: (LOW/MED) LOW Extraction: (Type) SONC  
 % Moisture: 42 Decanted: (Y/N) N Date Received: 08/21/2009  
 Concentrated Extract Volume: 500 (uL) Date Extracted: 08/21/2009  
 Injection Volume: 2.0 (uL) GPC Factor: 2.00 Date Analyzed: 08/23/2009  
 GPC Cleanup: (Y/N) Y pH: 7.1 Dilution Factor: 1.0

CAS NO.	COMPOUND	CONCENTRATION UNITS: (ug/L or ug/Kg)	UG/KG	Q
91-20-3	Naphthalene		230	J
91-57-6	2-Methylnaphthalene		170	J
208-96-8	Acenaphthylene		150	J
83-32-9	Acenaphthene		2400	

PRELIMINARY



1E - FORM I SV-2  
SEMIVOLATILE ORGANICS ANALYSIS DATA SHEET

EPA SAMPLE NO.

E3NH2MS

Lab Name: MITKEM LABORATORIES Contract: EP-W-05-030  
 Lab Code: MITKEM Case No.: 38897 Mod. Ref No.: 1760.0 SDG No.: E3NH0  
 Matrix: (SOIL/SED/WATER) SOIL Lab Sample ID: H1610-03AMS  
 Sample wt/vol: 30.0 (g/mL) G Lab File ID: S2F9547.D  
 Level: (LOW/MED) LOW Extraction: (Type) SONC  
 % Moisture: 42 Decanted: (Y/N) N Date Received: 08/21/2009  
 Concentrated Extract Volume: 500 (uL) Date Extracted: 08/21/2009  
 Injection Volume: 2.0 (uL) GPC Factor: 2.00 Date Analyzed: 08/23/2009  
 GPC Cleanup: (Y/N) Y pH: 7.1 Dilution Factor: 1.0

CAS NO.	COMPOUND	CONCENTRATION UNITS:		Q
		(ug/L or ug/Kg)	UG/KG	
86-73-7	Fluorene		690	
85-01-8	Phenanthrene		7500	E
120-12-7	Anthracene		1100	
206-44-0	Fluoranthene		14000	E
129-00-0	Pyrene		14000	E
56-55-3	Benzo(a)anthracene		5900	E
218-01-9	Chrysene		8900	E
205-99-2	Benzo(b)fluoranthene		13000	E
207-08-9	Benzo(k)fluoranthene		7700	E
50-32-8	Benzo(a)pyrene		6500	E
193-39-5	Indeno(1,2,3-cd)pyrene		2100	
53-70-3	Dibenzo(a,h)anthracene		870	
191-24-2	Benzo(g,h,i)perylene		2300	

(1) Cannot be separated from Diphenylamine

PRELIMINARY

SOM01.2 (6/2007)

1D - FORM I SV-1  
SEMIVOLATILE ORGANICS ANALYSIS DATA SHEET

EPA SAMPLE NO.

E3NH2MSD

Lab Name: MITKEM LABORATORIES Contract: EP-W-05-030  
 Lab Code: MITKEM Case No.: 38897 Mod. Ref No.: 1760.0 SDG No.: E3NH0  
 Matrix: (SOIL/SED/WATER) SOIL Lab Sample ID: H1610-03AMSD  
 Sample wt/vol: 30.3 (g/mL) G Lab File ID: S2F9548.D  
 Level: (LOW/MED) LOW Extraction: (Type) SONC  
 % Moisture: 42 Decanted: (Y/N) N Date Received: 08/21/2009  
 Concentrated Extract Volume: 500 (uL) Date Extracted: 08/21/2009  
 Injection Volume: 2.0 (uL) GPC Factor: 2.00 Date Analyzed: 08/23/2009  
 GPC Cleanup: (Y/N) Y pH: 7.1 Dilution Factor: 1.0

CAS NO.	COMPOUND	CONCENTRATION UNITS:	
		(ug/L or ug/Kg)	UG/KG
91-20-3	Naphthalene	150	J
91-57-6	2-Methylnaphthalene	130	J
208-96-8	Acenaphthylene	110	J
83-32-9	Acenaphthene	2100	

PRELIMINARY

1E - FORM I SV-2  
SEMIVOLATILE ORGANICS ANALYSIS DATA SHEET

EPA SAMPLE NO.

E3NH2MSD

Lab Name: MITKEM LABORATORIES Contract: EP-W-05-030  
 Lab Code: MITKEM Case No.: 38897 Mod. Ref No.: 1760.0 SDG No.: E3NH0  
 Matrix: (SOIL/SED/WATER) SOIL Lab Sample ID: H1610-03AMSD  
 Sample wt/vol: 30.3 (g/mL) G Lab File ID: S2F9548.D  
 Level: (LOW/MED) LOW Extraction: (Type) SONC  
 % Moisture: 42 Decanted: (Y/N) N Date Received: 08/21/2009  
 Concentrated Extract Volume: 500 (uL) Date Extracted: 08/21/2009  
 Injection Volume: 2.0 (uL) GPC Factor: 2.00 Date Analyzed: 08/23/2009  
 GPC Cleanup: (Y/N) Y pH: 7.1 Dilution Factor: 1.0

CAS NO.	COMPOUND	CONCENTRATION UNITS:		Q
		(ug/L or ug/Kg)	UG/KG	
86-73-7	Fluorene		550	
85-01-8	Phenanthrene		7800	E
120-12-7	Anthracene		1000	
206-44-0	Fluoranthene		16000	E
129-00-0	Pyrene		100	J
56-55-3	Benzo(a)anthracene		4100	
218-01-9	Chrysene		4300	
205-99-2	Benzo(b)fluoranthene		11000	E
207-08-9	Benzo(k)fluoranthene		10000	E
50-32-8	Benzo(a)pyrene		3700	
193-39-5	Indeno(1,2,3-cd)pyrene		1800	
53-70-3	Dibenzo(a,h)anthracene		570	
191-24-2	Benzo(g,h,i)perylene		1900	

(1) Cannot be separated from Diphenylamine

PRELIMINARY

1D - FORM I SV-1  
SEMIVOLATILE ORGANICS ANALYSIS DATA SHEET

EPA SAMPLE NO.

E3NH3

Lab Name: MITKEM LABORATORIES Contract: EP-W-05-030  
 Lab Code: MITKEM Case No.: 38897 Mod. Ref No.: 1760.0 SDG No.: E3NH0  
 Matrix: (SOIL/SED/WATER) SOIL Lab Sample ID: H1610-04A  
 Sample wt/vol: 30.3 (g/mL) G Lab File ID: S2F9549.D  
 Level: (LOW/MED) LOW Extraction: (Type) SONC  
 % Moisture: 42 Decanted: (Y/N) N Date Received: 08/21/2009  
 Concentrated Extract Volume: 500 (uL) Date Extracted: 08/21/2009  
 Injection Volume: 2.0 (uL) GPC Factor: 2.00 Date Analyzed: 08/23/2009  
 GPC Cleanup: (Y/N) Y pH: 7.5 Dilution Factor: 1.0

CAS NO.	COMPOUND	CONCENTRATION UNITS:		Q
		(ug/L or ug/Kg)	UG/KG	
91-20-3	Naphthalene		320	
91-57-6	2-Methylnaphthalene		230	J
208-96-8	Acenaphthylene		290	
83-32-9	Acenaphthene		590	

PRELIMINARY

1E - FORM I SV-2  
SEMIVOLATILE ORGANICS ANALYSIS DATA SHEET

EPA SAMPLE NO.

E3NH3

Lab Name: MITKEM LABORATORIES Contract: EP-W-05-030  
 Lab Code: MITKEM Case No.: 38897 Mod. Ref No.: 1760.0 SDG No.: E3NH0  
 Matrix: (SOIL/SED/WATER) SOIL Lab Sample ID: H1610-04A  
 Sample wt/vol: 30.3 (g/mL) G Lab File ID: S2F9549.D  
 Level: (LOW/MED) LOW Extraction: (Type) SONC  
 % Moisture: 42 Decanted: (Y/N) N Date Received: 08/21/2009  
 Concentrated Extract Volume: 500 (uL) Date Extracted: 08/21/2009  
 Injection Volume: 2.0 (uL) GPC Factor: 2.00 Date Analyzed: 08/23/2009  
 GPC Cleanup: (Y/N) Y pH: 7.5 Dilution Factor: 1.0

CAS NO.	COMPOUND	CONCENTRATION UNITS: (ug/L or ug/Kg)	UG/KG	Q
86-73-7	Fluorene		1500	
85-01-8	Phenanthrene		12000	E
120-12-7	Anthracene		1900	
206-44-0	Fluoranthene		15000	E
129-00-0	Pyrene		27000	E
56-55-3	Benzo(a)anthracene		8200	E
218-01-9	Chrysene		14000	E
205-99-2	Benzo(b)fluoranthene		14000	E
207-08-9	Benzo(k)fluoranthene		8000	E
50-32-8	Benzo(a)pyrene		8000	E
193-39-5	Indeno(1,2,3-cd)pyrene		3300	
53-70-3	Dibenzo(a,h)anthracene		1100	
191-24-2	Benzo(g,h,i)perylene		3600	

(1) Cannot be separated from Diphenylamine

PRELIMINARY

1D - FORM I SV-1  
SEMIVOLATILE ORGANICS ANALYSIS DATA SHEET

EPA SAMPLE NO.

E3NH4

Lab Name: MITKEM LABORATORIES Contract: EP-W-05-030  
Lab Code: MITKEM Case No.: 38897 Mod. Ref No.: 1760.0 SDG No.: E3NH0  
Matrix: (SOIL/SED/WATER) SOIL Lab Sample ID: H1610-05A  
Sample wt/vol: 30.4 (g/mL) G Lab File ID: S2F9550.D  
Level: (LOW/MED) LOW Extraction: (Type) SONC  
% Moisture: 39 Decanted: (Y/N) N Date Received: 08/21/2009  
Concentrated Extract Volume: 500 (uL) Date Extracted: 08/21/2009  
Injection Volume: 2.0 (uL) GPC Factor: 2.00 Date Analyzed: 08/23/2009  
GPC Cleanup: (Y/N) Y pH: 7.4 Dilution Factor: 1.0

CAS NO.	COMPOUND	CONCENTRATION UNITS:		Q
		(ug/L or ug/Kg)	UG/KG	
91-20-3	Naphthalene		260	J
91-57-6	2-Methylnaphthalene		170	J
208-96-8	Acenaphthylene		170	J
83-32-9	Acenaphthene		440	

PRELIMINARY

1E - FORM I SV-2  
SEMIVOLATILE ORGANICS ANALYSIS DATA SHEET

EPA SAMPLE NO.

E3NH4

Lab Name: MITKEM LABORATORIES Contract: EP-W-05-030  
 Lab Code: MITKEM Case No.: 38897 Mod. Ref No.: 1760.0 SDG No.: E3NH0  
 Matrix: (SOIL/SED/WATER) SOIL Lab Sample ID: H1610-05A  
 Sample wt/vol: 30.4 (g/mL) G Lab File ID: S2F9550.D  
 Level: (LOW/MED) LOW Extraction: (Type) SONC  
 % Moisture: 39 Decanted: (Y/N) N Date Received: 08/21/2009  
 Concentrated Extract Volume: 500 (uL) Date Extracted: 08/21/2009  
 Injection Volume: 2.0 (uL) GPC Factor: 2.00 Date Analyzed: 08/23/2009  
 GPC Cleanup: (Y/N) Y pH: 7.4 Dilution Factor: 1.0

CAS NO.	COMPOUND	CONCENTRATION UNITS:		Q
		(ug/L or ug/Kg)	UG/KG	
86-73-7	Fluorene		810	
85-01-8	Phenanthrene		9700	E
120-12-7	Anthracene		1400	
206-44-0	Fluoranthene		13000	E
129-00-0	Pyrene		23000	E
56-55-3	Benzo(a)anthracene		6800	E
218-01-9	Chrysene		8700	E
205-99-2	Benzo(b)fluoranthene		13000	E
207-08-9	Benzo(k)fluoranthene		3900	
50-32-8	Benzo(a)pyrene		6300	E
193-39-5	Indeno(1,2,3-cd)pyrene		2400	
53-70-3	Dibenzo(a,h)anthracene		910	
191-24-2	Benzo(g,h,i)perylene		2800	

(1) Cannot be separated from Diphenylamine

PRELIMINARY

1D - FORM I SV-1  
SEMIVOLATILE ORGANICS ANALYSIS DATA SHEET

EPA SAMPLE NO.

E3NH5

Lab Name: MITKEM LABORATORIES Contract: EP-W-05-030  
 Lab Code: MITKEM Case No.: 38897 Mod. Ref No.: 1760.0 SDG No.: E3NH0  
 Matrix: (SOIL/SED/WATER) SOIL Lab Sample ID: H1610-06A  
 Sample wt/vol: 30.2 (g/mL) G Lab File ID: S2F9551.D  
 Level: (LOW/MED) LOW Extraction: (Type) SONC  
 % Moisture: 39 Decanted: (Y/N) N Date Received: 08/21/2009  
 Concentrated Extract Volume: 500 (uL) Date Extracted: 08/21/2009  
 Injection Volume: 2.0 (uL) GPC Factor: 2.00 Date Analyzed: 08/23/2009  
 GPC Cleanup: (Y/N) Y pH: 7.3 Dilution Factor: 1.0

CAS NO.	COMPOUND	CONCENTRATION UNITS:		Q
		(ug/L or ug/Kg)	UG/KG	
91-20-3	Naphthalene		900	
91-57-6	2-Methylnaphthalene		460	
208-96-8	Acenaphthylene		290	
83-32-9	Acenaphthene		810	

PRELIMINARY



1E - FORM I SV-2  
SEMIVOLATILE ORGANICS ANALYSIS DATA SHEET

EPA SAMPLE NO.

E3NH5

Lab Name: MITKEM LABORATORIES Contract: EP-W-05-030  
 Lab Code: MITKEM Case No.: 38897 Mod. Ref No.: 1760.0 SDG No.: E3NH0  
 Matrix: (SOIL/SED/WATER) SOIL Lab Sample ID: H1610-06A  
 Sample wt/vol: 30.2 (g/mL) G Lab File ID: S2F9551.D  
 Level: (LOW/MED) LOW Extraction: (Type) SONC  
 % Moisture: 39 Decanted: (Y/N) N Date Received: 08/21/2009  
 Concentrated Extract Volume: 500 (uL) Date Extracted: 08/21/2009  
 Injection Volume: 2.0 (uL) GPC Factor: 2.00 Date Analyzed: 08/23/2009  
 GPC Cleanup: (Y/N) Y pH: 7.3 Dilution Factor: 1.0

CAS NO.	COMPOUND	CONCENTRATION UNITS: (ug/L or ug/Kg)	UG/KG	Q
86-73-7	Fluorene		1700	
85-01-8	Phenanthrene		13000	E
120-12-7	Anthracene		2600	
206-44-0	Fluoranthene		18000	E
129-00-0	Pyrene		40000	E
56-55-3	Benzo(a)anthracene		12000	E
218-01-9	Chrysene		20000	E
205-99-2	Benzo(b)fluoranthene		24000	E
207-08-9	Benzo(k)fluoranthene		5300	E
50-32-8	Benzo(a)pyrene		11000	E
193-39-5	Indeno(1,2,3-cd)pyrene		4600	E
53-70-3	Dibenzo(a,h)anthracene		1900	
191-24-2	Benzo(g,h,i)perylene		4700	E

(1) Cannot be separated from Diphenylamine

PRELIMINARY

SOM01.2 (6/2007)

1D - FORM I SV-1  
SEMIVOLATILE ORGANICS ANALYSIS DATA SHEET

EPA SAMPLE NO.

E3NH6

Lab Name: MITKEM LABORATORIES Contract: EP-W-05-030  
 Lab Code: MITKEM Case No.: 38897 Mod. Ref No.: 1760.0 SDG No.: E3NH0  
 Matrix: (SOIL/SED/WATER) SOIL Lab Sample ID: H1610-07A  
 Sample wt/vol: 30.1 (g/mL) G Lab File ID: S2F9552.D  
 Level: (LOW/MED) LOW Extraction: (Type) SONC  
 % Moisture: 36 Decanted: (Y/N) N Date Received: 08/21/2009  
 Concentrated Extract Volume: 500 (uL) Date Extracted: 08/21/2009  
 Injection Volume: 2.0 (uL) GPC Factor: 2.00 Date Analyzed: 08/23/2009  
 GPC Cleanup: (Y/N) Y pH: 7.5 Dilution Factor: 1.0

CAS NO.	COMPOUND	CONCENTRATION UNITS:		Q
		(ug/L or ug/Kg)	UG/KG	
91-20-3	Naphthalene		350	
91-57-6	2-Methylnaphthalene		340	
208-96-8	Acenaphthylene		150	J
83-32-9	Acenaphthene		630	

PRELIMINARY

1E - FORM I SV-2  
SEMIVOLATILE ORGANICS ANALYSIS DATA SHEET

EPA SAMPLE NO.

E3NH6

Lab Name: MITKEM LABORATORIES Contract: EP-W-05-030  
 Lab Code: MITKEM Case No.: 38897 Mod. Ref No.: 1760.0 SDG No.: E3NH0  
 Matrix: (SOIL/SED/WATER) SOIL Lab Sample ID: H1610-07A  
 Sample wt/vol: 30.1 (g/mL) G Lab File ID: S2F9552.D  
 Level: (LOW/MED) LOW Extraction: (Type) SONC  
 % Moisture: 36 Decanted: (Y/N) N Date Received: 08/21/2009  
 Concentrated Extract Volume: 500 (uL) Date Extracted: 08/21/2009  
 Injection Volume: 2.0 (uL) GPC Factor: 2.00 Date Analyzed: 08/23/2009  
 GPC Cleanup: (Y/N) Y pH: 7.5 Dilution Factor: 1.0

CAS NO.	COMPOUND	CONCENTRATION UNITS: (ug/L or ug/Kg)	UG/KG	Q
86-73-7	Fluorene		1000	
85-01-8	Phenanthrene		9000	E
120-12-7	Anthracene		1600	
206-44-0	Fluoranthene		13000	E
129-00-0	Pyrene		18000	E
56-55-3	Benzo(a)anthracene		5000	E
218-01-9	Chrysene		6600	E
205-99-2	Benzo(b)fluoranthene		6700	E
207-08-9	Benzo(k)fluoranthene		4100	
50-32-8	Benzo(a)pyrene		4400	E
193-39-5	Indeno(1,2,3-cd)pyrene		1500	
53-70-3	Dibenzo(a,h)anthracene		700	
191-24-2	Benzo(g,h,i)perylene		1700	

(1) Cannot be separated from Diphenylamine

PRELIMINARY

1D - FORM I SV-1  
SEMIVOLATILE ORGANICS ANALYSIS DATA SHEET

EPA SAMPLE NO.

E3NH7

Lab Name: MITKEM LABORATORIES Contract: EP-W-05-030  
 Lab Code: MITKEM Case No.: 38897 Mod. Ref No.: 1760.0 SDG No.: E3NH0  
 Matrix: (SOIL/SED/WATER) SOIL Lab Sample ID: H1610-08A  
 Sample wt/vol: 30.5 (g/mL) G Lab File ID: S2F9546.D  
 Level: (LOW/MED) LOW Extraction: (Type) SONC  
 % Moisture: 38 Decanted: (Y/N) N Date Received: 08/21/2009  
 Concentrated Extract Volume: 500 (uL) Date Extracted: 08/21/2009  
 Injection Volume: 2.0 (uL) GPC Factor: 2.00 Date Analyzed: 08/23/2009  
 GPC Cleanup: (Y/N) Y pH: 7.7 Dilution Factor: 1.0

CAS NO.	COMPOUND	CONCENTRATION UNITS:		Q
		(ug/L or ug/Kg)	UG/KG	
91-20-3	Naphthalene		270	U
91-57-6	2-Methylnaphthalene		270	U
208-96-8	Acenaphthylene		270	U
83-32-9	Acenaphthene		270	U

PRELIMINARY

1E - FORM I SV-2  
 SEMI-VOLATILE ORGANICS ANALYSIS DATA SHEET

EPA SAMPLE NO.

E3NH7

Lab Name: MITKEM LABORATORIES Contract: EP-W-05-030  
 Lab Code: MITKEM Case No.: 38897 Mod. Ref No.: 1760.0 SDG No.: E3NH0  
 Matrix: (SOIL/SED/WATER) SOIL Lab Sample ID: H1610-08A  
 Sample wt/vol: 30.5 (g/mL) G Lab File ID: S2F9546.D  
 Level: (LOW/MED) LOW Extraction: (Type) SONC  
 % Moisture: 38 Decanted: (Y/N) N Date Received: 08/21/2009  
 Concentrated Extract Volume: 500 (uL) Date Extracted: 08/21/2009  
 Injection Volume: 2.0 (uL) GPC Factor: 2.00 Date Analyzed: 08/23/2009  
 GPC Cleanup: (Y/N) Y pH: 7.7 Dilution Factor: 1.0

CAS NO.	COMPOUND	CONCENTRATION UNITS:	
		(ug/L or ug/Kg)	UG/KG
86-73-7	Fluorene	270	U
85-01-8	Phenanthrene	63	J
120-12-7	Anthracene	270	U
206-44-0	Fluoranthene	120	J
129-00-0	Pyrene	94	J
56-55-3	Benzo(a)anthracene	270	U
218-01-9	Chrysene	64	J
205-99-2	Benzo(b)fluoranthene	270	U
207-08-9	Benzo(k)fluoranthene	270	U
50-32-8	Benzo(a)pyrene	54	J
193-39-5	Indeno(1,2,3-cd)pyrene	270	U
53-70-3	Dibenzo(a,h)anthracene	270	U
191-24-2	Benzo(g,h,i)perylene	270	U

(1) Cannot be separated from Diphenylamine

PRELIMINARY

1F - FORM I SV-SIM  
SEMIVOLATILE SIM ORGANICS ANALYSIS DATA SHEET

EPA SAMPLE NO.

E3NH0

Lab Name: MITKEM LABORATORIES Contract: EP-W-05-030  
 Lab Code: MITKEM Case No.: 38897 Mod. Ref No.: \_\_\_\_\_ SDG No.: E3NH0  
 Matrix: (SOIL/SED/WATER) SOIL Lab Sample ID: H1610-01A  
 Sample wt/vol: 30.5 (g/mL) G Lab File ID: S4D5392.D  
 Extraction: (Type) SONC  
 % Moisture: 37 Decanted: (Y/N) N Date Received: 08/21/2009  
 Concentrated Extract Volume: 500 (uL) Date Extracted: 08/21/2009  
 Injection Volume: 2.0 (uL) GPC Factor: 2.00 Date Analyzed: 08/23/2009  
 GPC Cleanup: (Y/N) Y pH: 7.3 Dilution Factor: 1.0

CAS NO.	COMPOUND	CONCENTRATION UNITS:		Q
		(ug/L or ug/Kg)	UG/KG	
91-20-3	Naphthalene		58	E
91-57-6	2-Methylnaphthalene		37	
208-96-8	Acenaphthylene		27	
83-32-9	Acenaphthene		53	E
86-73-7	Fluorene		70	E
85-01-8	Phenanthrene		600	E
120-12-7	Anthracene		92	E
206-44-0	Fluoranthene		790	E
129-00-0	Pyrene		850	E
56-55-3	Benzo(a)anthracene		510	E
218-01-9	Chrysene		490	E
205-99-2	Benzo(b)fluoranthene		510	E
207-08-9	Benzo(k)fluoranthene		240	E
50-32-8	Benzo(a)pyrene		370	E
193-39-5	Indeno(1,2,3-cd)pyrene		200	E
53-70-3	Dibenzo(a,h)anthracene		87	E
191-24-2	Benzo(g,h,i)perylene		210	E

PRELIMINARY

1F - FORM I SV-SIM  
SEMIVOLATILE SIM ORGANICS ANALYSIS DATA SHEET

EPA SAMPLE NO.

E3NH1

Lab Name: MITKEM LABORATORIES Contract: EP-W-05-030  
 Lab Code: MITKEM Case No.: 38897 Mod. Ref No.: \_\_\_\_\_ SDG No.: E3NH0  
 Matrix: (SOIL/SED/WATER) SOIL Lab Sample ID: H1610-02A  
 Sample wt/vol: 30.3 (g/mL) G Lab File ID: S4D5396.D  
 Extraction: (Type) SONC  
 % Moisture: 50 Decanted: (Y/N) N Date Received: 08/21/2009  
 Concentrated Extract Volume: 500 (uL) Date Extracted: 08/21/2009  
 Injection Volume: 2.0 (uL) GPC Factor: 2.00 Date Analyzed: 08/24/2009  
 GPC Cleanup: (Y/N) Y pH: 7.6 Dilution Factor: 1.0

CAS NO.	COMPOUND	CONCENTRATION UNITS:	
		(ug/L or ug/Kg)	UG/KG
91-20-3	Naphthalene	6.5	U
91-57-6	2-Methylnaphthalene	6.5	U
208-96-8	Acenaphthylene	6.5	U
83-32-9	Acenaphthene	6.5	U
86-73-7	Fluorene	6.5	U
85-01-8	Phenanthrene	14	
120-12-7	Anthracene	6.5	U
206-44-0	Fluoranthene	19	
129-00-0	Pyrene	17	
56-55-3	Benzo (a) anthracene	6.5	U
218-01-9	Chrysene	9.3	
205-99-2	Benzo (b) fluoranthene	6.5	U
207-08-9	Benzo (k) fluoranthene	6.5	U
50-32-8	Benzo (a) pyrene	6.5	U
193-39-5	Indeno (1, 2, 3-cd) pyrene	6.5	U
53-70-3	Dibenzo (a, h) anthracene	6.5	U
191-24-2	Benzo (g, h, i) perylene	6.5	U

PRELIMINARY

1F - FORM I SV-SIM  
SEMIVOLATILE SIM ORGANICS ANALYSIS DATA SHEET

EPA SAMPLE NO.

E3NH3

Lab Name: MITKEM LABORATORIES Contract: EP-W-05-030  
 Lab Code: MITKEM Case No.: 38897 Mod. Ref No.:                      SDG No.: E3NH0  
 Matrix: (SOIL/SED/WATER) SOIL Lab Sample ID: H1610-04A  
 Sample wt/vol: 30.3 (g/mL) G Lab File ID: S4D5393.D  
 Extraction: (Type) SONC  
 % Moisture: 42 Decanted: (Y/N) N Date Received: 08/21/2009  
 Concentrated Extract Volume: 500 (uL) Date Extracted: 08/21/2009  
 Injection Volume: 2.0 (uL) GPC Factor: 2.00 Date Analyzed: 08/24/2009  
 GPC Cleanup: (Y/N) Y pH: 7.5 Dilution Factor: 8.0

CAS NO.	COMPOUND	CONCENTRATION UNITS:		Q
		(ug/L or ug/Kg)	UG/KG	
91-20-3	Naphthalene		420	
91-57-6	2-Methylnaphthalene		310	
208-96-8	Acenaphthylene		300	
83-32-9	Acenaphthene		530	E
86-73-7	Fluorene		770	E
85-01-8	Phenanthrene		6400	E
120-12-7	Anthracene		1200	E
206-44-0	Fluoranthene		8300	E
129-00-0	Pyrene		8500	E
56-55-3	Benzo (a) anthracene		4600	E
218-01-9	Chrysene		4800	E
205-99-2	Benzo (b) fluoranthene		4900	E
207-08-9	Benzo (k) fluoranthene		2500	E
50-32-8	Benzo (a) pyrene		3400	E
193-39-5	Indeno (1, 2, 3-cd) pyrene		1900	E
53-70-3	Dibenzo (a, h) anthracene		760	E
191-24-2	Benzo (g, h, i) perylene		2000	E

PRELIMINARY



1F - FORM I SV-SIM  
SEMIVOLATILE SIM ORGANICS ANALYSIS DATA SHEET

EPA SAMPLE NO.

E3NH4

Lab Name: MITKEM LABORATORIES Contract: EP-W-05-030  
 Lab Code: MITKEM Case No.: 38897 Mod. Ref No.:                      SDG No.: E3NH0  
 Matrix: (SOIL/SED/WATER) SOIL Lab Sample ID: H1610-05A  
 Sample wt/vol: 30.4 (g/mL) G Lab File ID: S4D5394.D  
 Extraction: (Type) SONC  
 % Moisture: 39 Decanted: (Y/N) N Date Received: 08/21/2009  
 Concentrated Extract Volume: 500 (uL) Date Extracted: 08/21/2009  
 Injection Volume: 2.0 (uL) GPC Factor: 2.00 Date Analyzed: 08/24/2009  
 GPC Cleanup: (Y/N) Y pH: 7.4 Dilution Factor: 8.0

CAS NO.	COMPOUND	CONCENTRATION UNITS:		Q
		(ug/L or ug/Kg)	UG/KG	
91-20-3	Naphthalene		350	
91-57-6	2-Methylnaphthalene		250	
208-96-8	Acenaphthylene		220	
83-32-9	Acenaphthene		450	E
86-73-7	Fluorene		600	E
85-01-8	Phenanthrene		5200	E
120-12-7	Anthracene		950	E
206-44-0	Fluoranthene		7200	E
129-00-0	Pyrene		7200	E
56-55-3	Benzo (a) anthracene		3900	E
218-01-9	Chrysene		4200	E
205-99-2	Benzo (b) fluoranthene		4600	E
207-08-9	Benzo (k) fluoranthene		2700	E
50-32-8	Benzo (a) pyrene		3400	E
193-39-5	Indeno (1,2,3-cd) pyrene		1900	E
53-70-3	Dibenzo (a,h) anthracene		770	E
191-24-2	Benzo (g,h,i) perylene		2000	E

PRELIMINARY

1F - FORM I SV-SIM  
SEMIVOLATILE SIM ORGANICS ANALYSIS DATA SHEET

EPA SAMPLE NO.

E3NH6

Lab Name: MITKEM LABORATORIES Contract: EP-W-05-030  
 Lab Code: MITKEM Case No.: 38897 Mod. Ref No.: \_\_\_\_\_ SDG No.: E3NH0  
 Matrix: (SOIL/SED/WATER) SOIL Lab Sample ID: H1610-07A  
 Sample wt/vol: 30.1 (g/mL) G Lab File ID: S4D5395.D  
 Extraction: (Type) SONC  
 % Moisture: 36 Decanted: (Y/N) N Date Received: 08/21/2009  
 Concentrated Extract Volume: 500 (uL) Date Extracted: 08/21/2009  
 Injection Volume: 2.0 (uL) GPC Factor: 2.00 Date Analyzed: 08/24/2009  
 GPC Cleanup: (Y/N) Y pH: 7.5 Dilution Factor: 8.0

CAS NO.	COMPOUND	CONCENTRATION UNITS:		Q
		(ug/L or ug/Kg)	UG/KG	
91-20-3	Naphthalene		440	E
91-57-6	2-Methylnaphthalene		370	
208-96-8	Acenaphthylene		200	
83-32-9	Acenaphthene		580	E
86-73-7	Fluorene		730	E
85-01-8	Phenanthrene		5000	E
120-12-7	Anthracene		1000	E
206-44-0	Fluoranthene		5400	E
129-00-0	Pyrene		6400	E
56-55-3	Benzo(a)anthracene		3900	E
218-01-9	Chrysene		3300	E
205-99-2	Benzo(b)fluoranthene		4000	E
207-08-9	Benzo(k)fluoranthene		1700	E
50-32-8	Benzo(a)pyrene		2800	E
193-39-5	Indeno(1,2,3-cd)pyrene		1100	E
53-70-3	Dibenzo(a,h)anthracene		550	E
191-24-2	Benzo(g,h,i)perylene		1200	E

PRELIMINARY

1F - FORM I SV-SIM  
SEMIVOLATILE SIM ORGANICS ANALYSIS DATA SHEET

EPA SAMPLE NO.

E3NH7

Lab Name: MITKEM LABORATORIES Contract: EP-W-05-030  
 Lab Code: MITKEM Case No.: 38897 Mod. Ref No.:                      SDG No.: E3NH0  
 Matrix: (SOIL/SED/WATER) SOIL Lab Sample ID: H1610-08A  
 Sample wt/vol: 30.5 (g/mL) G Lab File ID: S4D5397.D  
 Extraction: (Type) SONC  
 % Moisture: 38 Decanted: (Y/N) N Date Received: 08/21/2009  
 Concentrated Extract Volume: 500 (uL) Date Extracted: 08/21/2009  
 Injection Volume: 2.0 (uL) GPC Factor: 2.00 Date Analyzed: 08/24/2009  
 GPC Cleanup: (Y/N) Y pH: 7.7 Dilution Factor: 1.0

CAS NO.	COMPOUND	CONCENTRATION UNITS:		Q
		(ug/L or ug/Kg)	UG/KG	
91-20-3	Naphthalene		11	
91-57-6	2-Methylnaphthalene		6.4	
208-96-8	Acenaphthylene		5.2	U
83-32-9	Acenaphthene		7.3	
86-73-7	Fluorene		6.9	
85-01-8	Phenanthrene		61	E
120-12-7	Anthracene		7.1	
206-44-0	Fluoranthene		70	E
129-00-0	Pyrene		68	E
56-55-3	Benzo(a)anthracene		27	
218-01-9	Chrysene		34	
205-99-2	Benzo(b)fluoranthene		30	
207-08-9	Benzo(k)fluoranthene		21	
50-32-8	Benzo(a)pyrene		14	
193-39-5	Indeno(1,2,3-cd)pyrene		6.3	
53-70-3	Dibenzo(a,h)anthracene		5.2	U
191-24-2	Benzo(g,h,i)perylene		7.0	

PRELIMINARY

1F - FORM I SV-SIM  
SEMIVOLATILE SIM ORGANICS ANALYSIS DATA SHEET

EPA SAMPLE NO.

E3NH8

Lab Name: MITKEM LABORATORIES Contract: EP-W-05-030  
 Lab Code: MITKEM Case No.: 38897 Mod. Ref No.: \_\_\_\_\_ SDG No.: E3NH0  
 Matrix: (SOIL/SED/WATER) SOIL Lab Sample ID: H1610-09A  
 Sample wt/vol: 30.1 (g/mL) G Lab File ID: S4D5467.D  
 Extraction: (Type) SONC  
 % Moisture: 44 Decanted: (Y/N) N Date Received: 08/22/2009  
 Concentrated Extract Volume: 500 (uL) Date Extracted: 08/22/2009  
 Injection Volume: 2.0 (uL) GPC Factor: 2.00 Date Analyzed: 08/25/2009  
 GPC Cleanup: (Y/N) Y pH: 7.7 Dilution Factor: 8.0

CAS NO.	COMPOUND	CONCENTRATION UNITS:		Q
		(ug/L or ug/Kg)	UG/KG	
91-20-3	Naphthalene		220	
91-57-6	2-Methylnaphthalene		400	
208-96-8	Acenaphthylene		280	
83-32-9	Acenaphthene		500	E
86-73-7	Fluorene		840	E
85-01-8	Phenanthrene		6500	E
120-12-7	Anthracene		1100	E
206-44-0	Fluoranthene		8800	E
129-00-0	Pyrene		8100	E
56-55-3	Benzo (a) anthracene		5000	E
218-01-9	Chrysene		5200	E
205-99-2	Benzo (b) fluoranthene		5600	E
207-08-9	Benzo (k) fluoranthene		2100	E
50-32-8	Benzo (a) pyrene		3400	E
193-39-5	Indeno (1, 2, 3-cd) pyrene		1900	E
53-70-3	Dibenzo (a, h) anthracene		930	E
191-24-2	Benzo (g, h, i) perylene		2100	E

PRELIMINARY

1F - FORM I SV-SIM  
SEMIVOLATILE SIM ORGANICS ANALYSIS DATA SHEET

EPA SAMPLE NO.

E3NH9

Lab Name: MITKEM LABORATORIES Contract: EP-W-05-030  
 Lab Code: MITKEM Case No.: 38897 Mod. Ref No.: \_\_\_\_\_ SDG No.: E3NH0  
 Matrix: (SOIL/SED/WATER) SOIL Lab Sample ID: H1610-10A  
 Sample wt/vol: 30.0 (g/mL) G Lab File ID: S4D5468.D  
 Extraction: (Type) SONC  
 % Moisture: 41 Decanted: (Y/N) N Date Received: 08/22/2009  
 Concentrated Extract Volume: 500 (uL) Date Extracted: 08/22/2009  
 Injection Volume: 2.0 (uL) GPC Factor: 2.00 Date Analyzed: 08/25/2009  
 GPC Cleanup: (Y/N) Y pH: 7.6 Dilution Factor: 8.0

CAS NO.	COMPOUND	CONCENTRATION UNITS:		Q
		(ug/L or ug/Kg)	UG/KG	
91-20-3	Naphthalene		290	
91-57-6	2-Methylnaphthalene		440	
208-96-8	Acenaphthylene		320	
83-32-9	Acenaphthene		630	E
86-73-7	Fluorene		1100	E
85-01-8	Phenanthrene		7500	E
120-12-7	Anthracene		1400	E
206-44-0	Fluoranthene		10000	E
129-00-0	Pyrene		7200	E
56-55-3	Benzo (a) anthracene		4600	E
218-01-9	Chrysene		5000	E
205-99-2	Benzo (b) fluoranthene		4900	E
207-08-9	Benzo (k) fluoranthene		2800	E
50-32-8	Benzo (a) pyrene		3500	E
193-39-5	Indeno (1,2,3-cd) pyrene		2000	E
53-70-3	Dibenzo (a,h) anthracene		980	E
191-24-2	Benzo (g,h,i) perylene		2100	E

PRELIMINARY

1F - FORM I SV-SIM  
SEMIVOLATILE SIM ORGANICS ANALYSIS DATA SHEET

EPA SAMPLE NO.

E3NJ0

Lab Name: MITKEM LABORATORIES Contract: EP-W-05-030  
 Lab Code: MITKEM Case No.: 38897 Mod. Ref No.: \_\_\_\_\_ SDG No.: E3NH0  
 Matrix: (SOIL/SED/WATER) SOIL Lab Sample ID: H1610-11A  
 Sample wt/vol: 30.2 (g/mL) G Lab File ID: S4D5469.D  
 Extraction: (Type) SONC  
 % Moisture: 39 Decanted: (Y/N) N Date Received: 08/22/2009  
 Concentrated Extract Volume: 500 (uL) Date Extracted: 08/22/2009  
 Injection Volume: 2.0 (uL) GPC Factor: 2.00 Date Analyzed: 08/25/2009  
 GPC Cleanup: (Y/N) Y pH: 7.7 Dilution Factor: 8.0

CAS NO.	COMPOUND	CONCENTRATION UNITS:	
		(ug/L or ug/Kg)	UG/KG
91-20-3	Naphthalene	450	E
91-57-6	2-Methylnaphthalene	520	E
208-96-8	Acenaphthylene	240	
83-32-9	Acenaphthene	720	E
86-73-7	Fluorene	1100	E
85-01-8	Phenanthrene	6900	E
120-12-7	Anthracene	1300	E
206-44-0	Fluoranthene	9400	E
129-00-0	Pyrene	2700	E
56-55-3	Benzo(a)anthracene	1600	E
218-01-9	Chrysene	1800	E
205-99-2	Benzo(b)fluoranthene	1500	E
207-08-9	Benzo(k)fluoranthene	1800	E
50-32-8	Benzo(a)pyrene	1600	E
193-39-5	Indeno(1,2,3-cd)pyrene	910	E
53-70-3	Dibenzo(a,h)anthracene	440	E
191-24-2	Benzo(g,h,i)perylene	990	E

PRELIMINARY

1F - FORM I SV-SIM  
SEMIVOLATILE SIM ORGANICS ANALYSIS DATA SHEET

EPA SAMPLE NO.

E3NJ1

Lab Name: MITKEM LABORATORIES Contract: EP-W-05-030  
 Lab Code: MITKEM Case No.: 38897 Mod. Ref No.: \_\_\_\_\_ SDG No.: E3NH0  
 Matrix: (SOIL/SED/WATER) SOIL Lab Sample ID: H1610-12A  
 Sample wt/vol: 30.0 (g/mL) G Lab File ID: S4D5470.D  
 Extraction: (Type) SONC  
 % Moisture: 42 Decanted: (Y/N) N Date Received: 08/22/2009  
 Concentrated Extract Volume: 500 (uL) Date Extracted: 08/22/2009  
 Injection Volume: 2.0 (uL) GPC Factor: 2.00 Date Analyzed: 08/25/2009  
 GPC Cleanup: (Y/N) Y pH: 7.7 Dilution Factor: 8.0

CAS NO.	COMPOUND	CONCENTRATION UNITS: (ug/L or ug/Kg)	UG/KG	Q
91-20-3	Naphthalene		590	E
91-57-6	2-Methylnaphthalene		360	
208-96-8	Acenaphthylene		190	
83-32-9	Acenaphthene		470	E
86-73-7	Fluorene		660	E
85-01-8	Phenanthrene		5500	E
120-12-7	Anthracene		700	E
206-44-0	Fluoranthene		7500	E
129-00-0	Pyrene		5400	E
56-55-3	Benzo(a)anthracene		3100	E
218-01-9	Chrysene		3100	E
205-99-2	Benzo(b)fluoranthene		3100	E
207-08-9	Benzo(k)fluoranthene		2100	E
50-32-8	Benzo(a)pyrene		2300	E
193-39-5	Indeno(1,2,3-cd)pyrene		1300	E
53-70-3	Dibenzo(a,h)anthracene		620	E
191-24-2	Benzo(g,h,i)perylene		1400	E

PRELIMINARY

1F - FORM I SV-SIM  
SEMIVOLATILE SIM ORGANICS ANALYSIS DATA SHEET

EPA SAMPLE NO.

E3NJ2

Lab Name: MITKEM LABORATORIES Contract: EP-W-05-030  
 Lab Code: MITKEM Case No.: 38897 Mod. Ref No.: \_\_\_\_\_ SDG No.: E3NH0  
 Matrix: (SOIL/SED/WATER) SOIL Lab Sample ID: H1610-13A  
 Sample wt/vol: 30.2 (g/mL) G Lab File ID: S4D5471.D  
 Extraction: (Type) SONC  
 % Moisture: 37 Decanted: (Y/N) N Date Received: 08/22/2009  
 Concentrated Extract Volume: 500 (uL) Date Extracted: 08/22/2009  
 Injection Volume: 2.0 (uL) GPC Factor: 2.00 Date Analyzed: 08/25/2009  
 GPC Cleanup: (Y/N) Y pH: 7.7 Dilution Factor: 8.0

CAS NO.	COMPOUND	CONCENTRATION UNITS:		Q
		(ug/L or ug/Kg)	UG/KG	
91-20-3	Naphthalene		350	
91-57-6	2-Methylnaphthalene		320	
208-96-8	Acenaphthylene		140	
83-32-9	Acenaphthene		450	E
86-73-7	Fluorene		650	E
85-01-8	Phenanthrene		4900	E
120-12-7	Anthracene		740	E
206-44-0	Fluoranthene		6000	E
129-00-0	Pyrene		5300	E
56-55-3	Benzo(a)anthracene		2600	E
218-01-9	Chrysene		3100	E
205-99-2	Benzo(b)fluoranthene		1800	E
207-08-9	Benzo(k)fluoranthene		2100	E
50-32-8	Benzo(a)pyrene		1900	E
193-39-5	Indeno(1,2,3-cd)pyrene		930	E
53-70-3	Dibenzo(a,h)anthracene		470	E
191-24-2	Benzo(g,h,i)perylene		990	E

PRELIMINARY



1F - FORM I SV-SIM  
SEMIVOLATILE SIM ORGANICS ANALYSIS DATA SHEET

EPA SAMPLE NO.

E3NJ3

Lab Name: MITKEM LABORATORIES Contract: EP-W-05-030  
 Lab Code: MITKEM Case No.: 38897 Mod. Ref No.: \_\_\_\_\_ SDG No.: E3NH0  
 Matrix: (SOIL/SED/WATER) SOIL Lab Sample ID: H1610-14A  
 Sample wt/vol: 30.1 (g/mL) G Lab File ID: S4D5472.D  
 Extraction: (Type) SONC  
 % Moisture: 32 Decanted: (Y/N) N Date Received: 08/22/2009  
 Concentrated Extract Volume: 500 (uL) Date Extracted: 08/22/2009  
 Injection Volume: 2.0 (uL) GPC Factor: 2.00 Date Analyzed: 08/25/2009  
 GPC Cleanup: (Y/N) Y pH: 7.8 Dilution Factor: 1.0

CAS NO.	COMPOUND	CONCENTRATION UNITS:		Q
		(ug/L or ug/Kg)	UG/KG	
91-20-3	Naphthalene		4.8	U
91-57-6	2-Methylnaphthalene		4.8	U
208-96-8	Acenaphthylene		4.8	U
83-32-9	Acenaphthene		4.8	U
86-73-7	Fluorene		4.8	U
85-01-8	Phenanthrene		14	
120-12-7	Anthracene		4.8	U
206-44-0	Fluoranthene		21	
129-00-0	Pyrene		15	
56-55-3	Benzo(a)anthracene		7.7	
218-01-9	Chrysene		11	
205-99-2	Benzo(b)fluoranthene		4.8	U
207-08-9	Benzo(k)fluoranthene		4.8	U
50-32-8	Benzo(a)pyrene		4.8	U
193-39-5	Indeno(1,2,3-cd)pyrene		4.8	U
53-70-3	Dibenzo(a,h)anthracene		4.8	U
191-24-2	Benzo(g,h,i)perylene		4.8	U

PRELIMINARY

1F - FORM I SV-SIM  
SEMIVOLATILE SIM ORGANICS ANALYSIS DATA SHEET

EPA SAMPLE NO.

E3NJ4

Lab Name: MITKEM LABORATORIES Contract: EP-W-05-030  
 Lab Code: MITKEM Case No.: 38897 Mod. Ref No.: \_\_\_\_\_ SDG No.: E3NH0  
 Matrix: (SOIL/SED/WATER) SOIL Lab Sample ID: H1610-15A  
 Sample wt/vol: 30.0 (g/mL) G Lab File ID: S4D5473.D  
 Extraction: (Type) SONC  
 % Moisture: 43 Decanted: (Y/N) N Date Received: 08/22/2009  
 Concentrated Extract Volume: 500 (uL) Date Extracted: 08/22/2009  
 Injection Volume: 2.0 (uL) GPC Factor: 2.00 Date Analyzed: 08/25/2009  
 GPC Cleanup: (Y/N) Y pH: 7.6 Dilution Factor: 1.0

CAS NO.	COMPOUND	CONCENTRATION UNITS:	
		(ug/L or ug/Kg)	Q
91-20-3	Naphthalene	5.8	U
91-57-6	2-Methylnaphthalene	5.8	U
208-96-8	Acenaphthylene	5.8	U
83-32-9	Acenaphthene	5.8	U
86-73-7	Fluorene	5.8	U
85-01-8	Phenanthrene	16	
120-12-7	Anthracene	5.8	U
206-44-0	Fluoranthene	28	
129-00-0	Pyrene	20	
56-55-3	Benzo(a)anthracene	9.1	
218-01-9	Chrysene	13	
205-99-2	Benzo(b)fluoranthene	5.8	U
207-08-9	Benzo(k)fluoranthene	5.8	U
50-32-8	Benzo(a)pyrene	5.8	U
193-39-5	Indeno(1,2,3-cd)pyrene	5.8	U
53-70-3	Dibenzo(a,h)anthracene	5.8	U
191-24-2	Benzo(g,h,i)perylene	5.8	U

PRELIMINARY

1F - FORM I SV-SIM  
SEMIVOLATILE SIM ORGANICS ANALYSIS DATA SHEET

EPA SAMPLE NO.

E3NJ5

Lab Name: MITKEM LABORATORIES Contract: EP-W-05-030  
 Lab Code: MITKEM Case No.: 38897 Mod. Ref No.: \_\_\_\_\_ SDG No.: E3NH0  
 Matrix: (SOIL/SED/WATER) SOIL Lab Sample ID: H1610-16A  
 Sample wt/vol: 30.0 (g/mL) G Lab File ID: S4D5474.D  
 Extraction: (Type) SONC  
 % Moisture: 40 Decanted: (Y/N) N Date Received: 08/22/2009  
 Concentrated Extract Volume: 500 (uL) Date Extracted: 08/22/2009  
 Injection Volume: 2.0 (uL) GPC Factor: 2.00 Date Analyzed: 08/25/2009  
 GPC Cleanup: (Y/N) Y pH: 7.7 Dilution Factor: 8.0

CAS NO.	COMPOUND	CONCENTRATION UNITS:		Q
		(ug/L or ug/Kg)	UG/KG	
91-20-3	Naphthalene		360	
91-57-6	2-Methylnaphthalene		500	E
208-96-8	Acenaphthylene		330	
83-32-9	Acenaphthene		590	E
86-73-7	Fluorene		1000	E
85-01-8	Phenanthrene		7800	E
120-12-7	Anthracene		1400	E
206-44-0	Fluoranthene		10000	E
129-00-0	Pyrene		8400	E
56-55-3	Benzo(a)anthracene		5100	E
218-01-9	Chrysene		6000	E
205-99-2	Benzo(b)fluoranthene		5300	E
207-08-9	Benzo(k)fluoranthene		3500	E
50-32-8	Benzo(a)pyrene		3800	E
193-39-5	Indeno(1,2,3-cd)pyrene		2300	E
53-70-3	Dibenzo(a,h)anthracene		1100	E
191-24-2	Benzo(g,h,i)perylene		2400	E

PRELIMINARY

1F - FORM I SV-SIM  
SEMIVOLATILE SIM ORGANICS ANALYSIS DATA SHEET

EPA SAMPLE NO.

E3NJ6

Lab Name: MITKEM LABORATORIES Contract: EP-W-05-030  
 Lab Code: MITKEM Case No.: 38897 Mod. Ref No.: \_\_\_\_\_ SDG No.: E3NH0  
 Matrix: (SOIL/SED/WATER) SOIL Lab Sample ID: H1610-17A  
 Sample wt/vol: 30.3 (g/mL) G Lab File ID: S4D5475.D  
 Extraction: (Type) SONC  
 % Moisture: 39 Decanted: (Y/N) N Date Received: 08/22/2009  
 Concentrated Extract Volume: 500 (uL) Date Extracted: 08/22/2009  
 Injection Volume: 2.0 (uL) GPC Factor: 2.00 Date Analyzed: 08/25/2009  
 GPC Cleanup: (Y/N) Y pH: 7.5 Dilution Factor: 8.0

CAS NO.	COMPOUND	CONCENTRATION UNITS:	
		(ug/L or ug/Kg)	UG/KG
91-20-3	Naphthalene	340	
91-57-6	2-Methylnaphthalene	550	E
208-96-8	Acenaphthylene	320	
83-32-9	Acenaphthene	790	E
86-73-7	Fluorene	1400	E
85-01-8	Phenanthrene	8800	E
120-12-7	Anthracene	1600	E
206-44-0	Fluoranthene	10000	E
129-00-0	Pyrene	8500	E
56-55-3	Benzo (a) anthracene	4700	E
218-01-9	Chrysene	5700	E
205-99-2	Benzo (b) fluoranthene	5700	E
207-08-9	Benzo (k) fluoranthene	3800	E
50-32-8	Benzo (a) pyrene	4000	E
193-39-5	Indeno (1, 2, 3-cd) pyrene	2100	E
53-70-3	Dibenzo (a, h) anthracene	1100	E
191-24-2	Benzo (g, h, i) perylene	2300	E

PRELIMINARY

SOM01.2 (6/2007)

1F - FORM I SV-SIM  
SEMIVOLATILE SIM ORGANICS ANALYSIS DATA SHEET

EPA SAMPLE NO.

E3NJ7

Lab Name: MITKEM LABORATORIES Contract: EP-W-05-030  
 Lab Code: MITKEM Case No.: 38897 Mod. Ref No.: \_\_\_\_\_ SDG No.: E3NH0  
 Matrix: (SOIL/SED/WATER) SOIL Lab Sample ID: H1610-18A  
 Sample wt/vol: 30.0 (g/mL) G Lab File ID: S4D5476.D  
 Extraction: (Type) SONC  
 % Moisture: 40 Decanted: (Y/N) N Date Received: 08/22/2009  
 Concentrated Extract Volume: 500 (uL) Date Extracted: 08/22/2009  
 Injection Volume: 2.0 (uL) GPC Factor: 2.00 Date Analyzed: 08/25/2009  
 GPC Cleanup: (Y/N) Y pH: 7.5 Dilution Factor: 8.0

CAS NO.	COMPOUND	CONCENTRATION UNITS:		Q
		(ug/L or ug/Kg)	UG/KG	
91-20-3	Naphthalene		440	
91-57-6	2-Methylnaphthalene		490	E
208-96-8	Acenaphthylene		310	
83-32-9	Acenaphthene		680	E
86-73-7	Fluorene		1200	E
85-01-8	Phenanthrene		8200	E
120-12-7	Anthracene		1500	E
206-44-0	Fluoranthene		11000	E
129-00-0	Pyrene		7900	E
56-55-3	Benzo(a)anthracene		4600	E
218-01-9	Chrysene		5600	E
205-99-2	Benzo(b)fluoranthene		7100	E
207-08-9	Benzo(k)fluoranthene		2100	E
50-32-8	Benzo(a)pyrene		3900	E
193-39-5	Indeno(1,2,3-cd)pyrene		2100	E
53-70-3	Dibenzo(a,h)anthracene		1000	E
191-24-2	Benzo(g,h,i)perylene		2200	E

PRELIMINARY

SOM01.2 (6/2007)

1F - FORM I SV-SIM  
SEMIVOLATILE SIM ORGANICS ANALYSIS DATA SHEET

EPA SAMPLE NO.

E3NJ8

Lab Name: MITKEM LABORATORIES Contract: EP-W-05-030  
 Lab Code: MITKEM Case No.: 38897 Mod. Ref No.: \_\_\_\_\_ SDG No.: E3NH0  
 Matrix: (SOIL/SED/WATER) SOIL Lab Sample ID: H1610-19A  
 Sample wt/vol: 30.1 (g/mL) G Lab File ID: S4D5477.D  
 Extraction: (Type) SONC  
 % Moisture: 36 Decanted: (Y/N) N Date Received: 08/22/2009  
 Concentrated Extract Volume: 500 (uL) Date Extracted: 08/22/2009  
 Injection Volume: 2.0 (uL) GPC Factor: 2.00 Date Analyzed: 08/25/2009  
 GPC Cleanup: (Y/N) Y pH: 7.8 Dilution Factor: 8.0

CAS NO.	COMPOUND	CONCENTRATION UNITS:		Q
		(ug/L or ug/Kg)	UG/KG	
91-20-3	Naphthalene		580	E
91-57-6	2-Methylnaphthalene		360	
208-96-8	Acenaphthylene		220	
83-32-9	Acenaphthene		450	E
86-73-7	Fluorene		620	E
85-01-8	Phenanthrene		5400	E
120-12-7	Anthracene		690	E
206-44-0	Fluoranthene		7700	E
129-00-0	Pyrene		6200	E
56-55-3	Benzo(a)anthracene		3500	E
218-01-9	Chrysene		4200	E
205-99-2	Benzo(b)fluoranthene		3900	E
207-08-9	Benzo(k)fluoranthene		2600	E
50-32-8	Benzo(a)pyrene		2900	E
193-39-5	Indeno(1,2,3-cd)pyrene		1500	E
53-70-3	Dibenzo(a,h)anthracene		730	E
191-24-2	Benzo(g,h,i)perylene		1600	E

PRELIMINARY

1F - FORM I SV-SIM  
SEMIVOLATILE SIM ORGANICS ANALYSIS DATA SHEET

EPA SAMPLE NO.

E3NJ9

Lab Name: MITKEM LABORATORIES Contract: EP-W-05-030  
 Lab Code: MITKEM Case No.: 38897 Mod. Ref No.: \_\_\_\_\_ SDG No.: E3NH0  
 Matrix: (SOIL/SED/WATER) SOIL Lab Sample ID: H1610-20A  
 Sample wt/vol: 30.0 (g/mL) G Lab File ID: S4D5478.D  
 Extraction: (Type) SONC  
 % Moisture: 36 Decanted: (Y/N) N Date Received: 08/22/2009  
 Concentrated Extract Volume: 500 (uL) Date Extracted: 08/22/2009  
 Injection Volume: 2.0 (uL) GPC Factor: 2.00 Date Analyzed: 08/25/2009  
 GPC Cleanup: (Y/N) Y pH: 7.7 Dilution Factor: 8.0

CAS NO.	COMPOUND	CONCENTRATION UNITS:	
		(ug/L or ug/Kg)	UG/KG
91-20-3	Naphthalene	440	E
91-57-6	2-Methylnaphthalene	330	
208-96-8	Acenaphthylene	190	
83-32-9	Acenaphthene	510	E
86-73-7	Fluorene	760	E
85-01-8	Phenanthrene	5600	E
120-12-7	Anthracene	860	E
206-44-0	Fluoranthene	7600	E
129-00-0	Pyrene	5100	E
56-55-3	Benzo (a) anthracene	3600	E
218-01-9	Chrysene	3500	E
205-99-2	Benzo (b) fluoranthene	2400	E
207-08-9	Benzo (k) fluoranthene	3000	E
50-32-8	Benzo (a) pyrene	2700	E
193-39-5	Indeno (1,2,3-cd) pyrene	1300	E
53-70-3	Dibenzo (a,h) anthracene	670	E
191-24-2	Benzo (g,h,i) perylene	1300	E

PRELIMINARY

1H - FORM I ARO  
 AROCLOR ORGANICS ANALYSIS DATA SHEET

EPA SAMPLE NO.

E3NK0

Lab Name: MITKEM LABORATORIES Contract: EP-W-05-030  
 Lab Code: MITKEM Case No.: 38897 Mod. Ref No.: \_\_\_\_\_ SDG No.: E3NK0  
 Matrix: (SOIL/SED/WATER) SOIL Lab Sample ID: H1627-01A  
 Sample wt/vol: 30.2 (g/mL) G Lab File ID: E3G5872F.D/E3G5872R.D  
 % Moisture: 40 Decanted: (Y/N) N Date Received: 08/22/2009  
 Extraction: (Type) SONC Date Extracted: 08/22/2009  
 Concentrated Extract Volume: 10000 (uL) Date Analyzed: 08/23/2009  
 Injection Volume: 1.0 (uL) GPC Factor: 1.00 Dilution Factor: 1.0  
 GPC Cleanup: (Y/N) N pH: 7.5 Sulfur Cleanup: (Y/N) Y  
 Acid Cleanup: (Y/N) Y

CAS NO.	COMPOUND	CONCENTRATION UNITS: <u>UG/KG</u>	
		(ug/L or ug/Kg)	<u>Q</u>
12674-11-2	Aroclor-1016	55	U
11104-28-2	Aroclor-1221	55	U
11141-16-5	Aroclor-1232	55	U
53469-21-9	Aroclor-1242	55	U
12672-29-6	Aroclor-1248	120	
11097-69-1	Aroclor-1254	44	J
11096-82-5	Aroclor-1260	55	U
37324-23-5	Aroclor-1262	55	U
11100-14-4	Aroclor-1268	55	U

PRELIMINARY



1H - FORM I ARO  
 AROCLOR ORGANICS ANALYSIS DATA SHEET

EPA SAMPLE NO.

E3NK1

Lab Name: MITKEM LABORATORIES Contract: EP-W-05-030  
 Lab Code: MITKEM Case No.: 38897 Mod. Ref No.: \_\_\_\_\_ SDG No.: E3NK0  
 Matrix: (SOIL/SED/WATER) SOIL Lab Sample ID: H1627-02A  
 Sample wt/vol: 30.0 (g/mL) G Lab File ID: E3G5873F.D/E3G5873R.D  
 % Moisture: 36 Decanted: (Y/N) N Date Received: 08/22/2009  
 Extraction: (Type) SONC Date Extracted: 08/22/2009  
 Concentrated Extract Volume: 10000 (uL) Date Analyzed: 08/23/2009  
 Injection Volume: 1.0 (uL) GPC Factor: 1.00 Dilution Factor: 1.0  
 GPC Cleanup: (Y/N) N pH: 7.7 Sulfur Cleanup: (Y/N) Y  
 Acid Cleanup: (Y/N) Y

CAS NO.	COMPOUND	CONCENTRATION UNITS:	
		(ug/L or ug/Kg)	UG/KG
12674-11-2	Aroclor-1016	52	U
11104-28-2	Aroclor-1221	52	U
11141-16-5	Aroclor-1232	52	U
53469-21-9	Aroclor-1242	31	J
12672-29-6	Aroclor-1248	52	U
11097-69-1	Aroclor-1254	52	U
11096-82-5	Aroclor-1260	52	U
37324-23-5	Aroclor-1262	52	U
11100-14-4	Aroclor-1268	52	U

PRELIMINARY

1H - FORM I ARO  
 AROCLOR ORGANICS ANALYSIS DATA SHEET

EPA SAMPLE NO.

E3NK2

Lab Name: MITKEM LABORATORIES Contract: EP-W-05-030  
 Lab Code: MITKEM Case No.: 38897 Mod. Ref No.:                      SDG No.: E3NK0  
 Matrix: (SOIL/SED/WATER) SOIL Lab Sample ID: H1627-03A  
 Sample wt/vol: 30.0 (g/mL) G Lab File ID: E3G5874F.D/E3G5874R.D  
 % Moisture: 36 Decanted: (Y/N) N Date Received: 08/22/2009  
 Extraction: (Type) SONC Date Extracted: 08/22/2009  
 Concentrated Extract Volume: 10000 (uL) Date Analyzed: 08/23/2009  
 Injection Volume: 1.0 (uL) GPC Factor: 1.00 Dilution Factor: 1.0  
 GPC Cleanup: (Y/N) N pH: 7.6 Sulfur Cleanup: (Y/N) Y  
 Acid Cleanup: (Y/N) Y

CAS NO.	COMPOUND	CONCENTRATION UNITS: UG/KG	
		(ug/L or ug/Kg)	Q
12674-11-2	Aroclor-1016	52	U
11104-28-2	Aroclor-1221	52	U
11141-16-5	Aroclor-1232	52	U
53469-21-9	Aroclor-1242	52	U
12672-29-6	Aroclor-1248	52	U
11097-69-1	Aroclor-1254	52	U
11096-82-5	Aroclor-1260	52	U
37324-23-5	Aroclor-1262	52	U
11100-14-4	Aroclor-1268	52	U

PRELIMINARY

1H - FORM I ARO  
 AROCLOR ORGANICS ANALYSIS DATA SHEET

EPA SAMPLE NO.

E3NK3

Lab Name: MITKEM LABORATORIES Contract: EP-W-05-030  
 Lab Code: MITKEM Case No.: 38897 Mod. Ref No.:                      SDG No.: E3NK0  
 Matrix: (SOIL/SED/WATER) SOIL Lab Sample ID: H1627-04A  
 Sample wt/vol: 30.0 (g/mL) G Lab File ID: E3G5875F.D/E3G5875R.D  
 % Moisture: 39 Decanted: (Y/N) N Date Received: 08/22/2009  
 Extraction: (Type) SONC Date Extracted: 08/22/2009  
 Concentrated Extract Volume: 10000 (uL) Date Analyzed: 08/23/2009  
 Injection Volume: 1.0 (uL) GPC Factor: 1.00 Dilution Factor: 1.0  
 GPC Cleanup: (Y/N) N pH: 7.9 Sulfur Cleanup: (Y/N) Y  
 Acid Cleanup: (Y/N) Y

CAS NO.	COMPOUND	CONCENTRATION UNITS: <u>UG/KG</u> (ug/L or ug/Kg)	<u>Q</u>
12674-11-2	Aroclor-1016	54	U
11104-28-2	Aroclor-1221	54	U
11141-16-5	Aroclor-1232	54	U
53469-21-9	Aroclor-1242	54	U
12672-29-6	Aroclor-1248	54	U
11097-69-1	Aroclor-1254	54	U
11096-82-5	Aroclor-1260	54	U
37324-23-5	Aroclor-1262	54	U
11100-14-4	Aroclor-1268	54	U

PRELIMINARY

1H - FORM I ARO  
 AROCLOR ORGANICS ANALYSIS DATA SHEET

EPA SAMPLE NO.

E3NK4

Lab Name: MITKEM LABORATORIES Contract: EP-W-05-030  
 Lab Code: MITKEM Case No.: 38897 Mod. Ref No.: SDG No.: E3NK0  
 Matrix: (SOIL/SED/WATER) SOIL Lab Sample ID: H1627-05A  
 Sample wt/vol: 30.2 (g/mL) G Lab File ID: E3G5876F.D/E3G5876R.D  
 % Moisture: 34 Decanted: (Y/N) N Date Received: 08/22/2009  
 Extraction: (Type) SONC Date Extracted: 08/22/2009  
 Concentrated Extract Volume: 10000 (uL) Date Analyzed: 08/23/2009  
 Injection Volume: 1.0 (uL) GPC Factor: 1.00 Dilution Factor: 1.0  
 GPC Cleanup: (Y/N) N pH: 7.9 Sulfur Cleanup: (Y/N) Y  
 Acid Cleanup: (Y/N) Y

CAS NO.	COMPOUND	CONCENTRATION UNITS: <u>UG/KG</u> (ug/L or ug/Kg)	<u>Q</u>
12674-11-2	Aroclor-1016	50	U
11104-28-2	Aroclor-1221	50	U
11141-16-5	Aroclor-1232	50	U
53469-21-9	Aroclor-1242	50	U
12672-29-6	Aroclor-1248	50	U
11097-69-1	Aroclor-1254	50	U
11096-82-5	Aroclor-1260	50	U
37324-23-5	Aroclor-1262	50	U
11100-14-4	Aroclor-1268	50	U

PRELIMINARY

1H - FORM I ARO  
 AROCLOR ORGANICS ANALYSIS DATA SHEET

EPA SAMPLE NO.

E3NK5

Lab Name: MITKEM LABORATORIES Contract: EP-W-05-030  
 Lab Code: MITKEM Case No.: 38897 Mod. Ref No.: SDG No.: E3NK0  
 Matrix: (SOIL/SED/WATER) SOIL Lab Sample ID: H1627-06A  
 Sample wt/vol: 30.0 (g/mL) G Lab File ID: E3G5877F.D/E3G5877R.D  
 % Moisture: 43 Decanted: (Y/N) N Date Received: 08/22/2009  
 Extraction: (Type) SONC Date Extracted: 08/22/2009  
 Concentrated Extract Volume: 10000 (uL) Date Analyzed: 08/23/2009  
 Injection Volume: 1.0 (uL) GPC Factor: 1.00 Dilution Factor: 1.0  
 GPC Cleanup: (Y/N) N pH: 7.6 Sulfur Cleanup: (Y/N) Y  
 Acid Cleanup: (Y/N) Y

CAS NO.	COMPOUND	CONCENTRATION UNITS: <u>UG/KG</u> (ug/L or ug/Kg)	<u>Q</u>
12674-11-2	Aroclor-1016	58	U
11104-28-2	Aroclor-1221	58	U
11141-16-5	Aroclor-1232	58	U
53469-21-9	Aroclor-1242	58	U
12672-29-6	Aroclor-1248	58	U
11097-69-1	Aroclor-1254	58	U
11096-82-5	Aroclor-1260	58	U
37324-23-5	Aroclor-1262	58	U
11100-14-4	Aroclor-1268	58	U

PRELIMINARY

1H - FORM I ARO  
 AROCLOR ORGANICS ANALYSIS DATA SHEET

EPA SAMPLE NO.

E3NK6

Lab Name: MITKEM LABORATORIES Contract: EP-W-05-030  
 Lab Code: MITKEM Case No.: 38897 Mod. Ref No.:                      SDG No.: E3NK0  
 Matrix: (SOIL/SED/WATER) SOIL Lab Sample ID: H1627-13A  
 Sample wt/vol: 30.0 (g/mL) G Lab File ID: E3G5884F.D/E3G5884R.D  
 % Moisture: 38 Decanted: (Y/N) N Date Received: 08/22/2009  
 Extraction: (Type) SONC Date Extracted: 08/22/2009  
 Concentrated Extract Volume: 10000 (uL) Date Analyzed: 08/23/2009  
 Injection Volume: 1.0 (uL) GPC Factor: 1.00 Dilution Factor: 1.0  
 GPC Cleanup: (Y/N) N pH: 7.6 Sulfur Cleanup: (Y/N) Y  
 Acid Cleanup: (Y/N) Y

CAS NO.	COMPOUND	CONCENTRATION UNITS: UG/KG	
		(ug/L or ug/Kg)	Q
12674-11-2	Aroclor-1016	53	U
11104-28-2	Aroclor-1221	53	U
11141-16-5	Aroclor-1232	53	U
53469-21-9	Aroclor-1242	53	U
12672-29-6	Aroclor-1248	120	
11097-69-1	Aroclor-1254	49	J
11096-82-5	Aroclor-1260	53	U
37324-23-5	Aroclor-1262	53	U
11100-14-4	Aroclor-1268	53	U

PRELIMINARY

1H - FORM I ARO  
 AROCLOR ORGANICS ANALYSIS DATA SHEET

EPA SAMPLE NO.

E3NK7

Lab Name: MITKEM LABORATORIES Contract: EP-W-05-030  
 Lab Code: MITKEM Case No.: 38897 Mod. Ref No.:                      SDG No.: E3NK0  
 Matrix: (SOIL/SED/WATER) SOIL Lab Sample ID: H1627-14A  
 Sample wt/vol: 30.2 (g/mL) G Lab File ID: E3G5885F.D/E3G5885R.D  
 % Moisture: 27 Decanted: (Y/N) N Date Received: 08/22/2009  
 Extraction: (Type) SONC Date Extracted: 08/22/2009  
 Concentrated Extract Volume: 10000 (uL) Date Analyzed: 08/23/2009  
 Injection Volume: 1.0 (uL) GPC Factor: 1.00 Dilution Factor: 1.0  
 GPC Cleanup: (Y/N) N pH: 7.4 Sulfur Cleanup: (Y/N) Y  
 Acid Cleanup: (Y/N) Y

CAS NO.	COMPOUND	CONCENTRATION UNITS: <u>UG/KG</u> (ug/L or ug/Kg)	<u>Q</u>
12674-11-2	Aroclor-1016	45	U
11104-28-2	Aroclor-1221	45	U
11141-16-5	Aroclor-1232	45	U
53469-21-9	Aroclor-1242	370	
12672-29-6	Aroclor-1248	260	
11097-69-1	Aroclor-1254	78	
11096-82-5	Aroclor-1260	45	U
37324-23-5	Aroclor-1262	45	U
11100-14-4	Aroclor-1268	45	U

PRELIMINARY

1H - FORM I ARO  
 AROCLOR ORGANICS ANALYSIS DATA SHEET

EPA SAMPLE NO.

E3NK7MS (1)

Lab Name: MITKEM LABORATORIES Contract: EP-W-05-030  
 Lab Code: MITKEM Case No.: 38897 Mod. Ref No.: SDG No.: E3NK0  
 Matrix: (SOIL/SED/WATER) SOIL Lab Sample ID: H1627-14AMS  
 Sample wt/vol: 30 (g/mL) G Lab File ID: E3G5886F.D  
 % Moisture: 27 Decanted: (Y/N) N Date Received: 08/22/2009  
 Extraction: (Type) SONC Date Extracted: 08/22/2009  
 Concentrated Extract Volume: 10000 (uL) Date Analyzed: 08/23/2009  
 Injection Volume: 1.0 (uL) GPC Factor: 1.00 Dilution Factor: 1.0  
 GPC Cleanup: (Y/N) N pH: 7.4 Sulfur Cleanup: (Y/N) Y  
 Acid Cleanup: (Y/N) Y

CAS NO.	COMPOUND	CONCENTRATION UNITS:	
		(ug/L or ug/Kg)	UG/KG
12674-11-2	Aroclor-1016	420	
11104-28-2	Aroclor-1221	45	U
11141-16-5	Aroclor-1232	45	U
53469-21-9	Aroclor-1242	470	
12672-29-6	Aroclor-1248	300	
11097-69-1	Aroclor-1254	140	
11096-82-5	Aroclor-1260	190	
37324-23-5	Aroclor-1262	45	U
11100-14-4	Aroclor-1268	45	U

PRELIMINARY



1H - FORM I ARO  
 AROCLOR ORGANICS ANALYSIS DATA SHEET

EPA SAMPLE NO.

E3NK7MS (2)

Lab Name: MITKEM LABORATORIES Contract: EP-W-05-030  
 Lab Code: MITKEM Case No.: 38897 Mod. Ref No.:                      SDG No.: E3NK0  
 Matrix: (SOIL/SED/WATER) SOIL Lab Sample ID: H1627-14AMS  
 Sample wt/vol: 30 (g/mL) G Lab File ID: E3G5886R.D  
 % Moisture: 27 Decanted: (Y/N) N Date Received: 08/22/2009  
 Extraction: (Type) SONC Date Extracted: 08/22/2009  
 Concentrated Extract Volume: 10000 (uL) Date Analyzed: 08/23/2009  
 Injection Volume: 1.0 (uL) GPC Factor: 1.00 Dilution Factor: 1.0  
 GPC Cleanup: (Y/N) N pH: 7.4 Sulfur Cleanup: (Y/N) Y  
 Acid Cleanup: (Y/N) Y

CAS NO.	COMPOUND	CONCENTRATION UNITS:	
		(ug/L or ug/Kg)	UG/KG
12674-11-2	Aroclor-1016		440
11104-28-2	Aroclor-1221		45
11141-16-5	Aroclor-1232		45
53469-21-9	Aroclor-1242		470
12672-29-6	Aroclor-1248		300
11097-69-1	Aroclor-1254		150
11096-82-5	Aroclor-1260		190
37324-23-5	Aroclor-1262		45
11100-14-4	Aroclor-1268		45

PRELIMINARY

1H - FORM I ARO  
 AROCLOR ORGANICS ANALYSIS DATA SHEET

EPA SAMPLE NO.

E3NK7MSD(1)

Lab Name: MITKEM LABORATORIES Contract: EP-W-05-030  
 Lab Code: MITKEM Case No.: 38897 Mod. Ref No.:                      SDG No.: E3NKO  
 Matrix: (SOIL/SED/WATER) SOIL Lab Sample ID: H1627-14AMSD  
 Sample wt/vol: 30.1 (g/mL) G Lab File ID: E3G5887F.D  
 % Moisture: 27 Decanted: (Y/N) N Date Received: 08/22/2009  
 Extraction: (Type) SONC Date Extracted: 08/22/2009  
 Concentrated Extract Volume: 10000 (uL) Date Analyzed: 08/23/2009  
 Injection Volume: 1.0 (uL) GPC Factor: 1.00 Dilution Factor: 1.0  
 GPC Cleanup: (Y/N) N pH: 7.4 Sulfur Cleanup: (Y/N) Y  
 Acid Cleanup: (Y/N) Y

CAS NO.	COMPOUND	CONCENTRATION UNITS:	
		(ug/L or ug/Kg)	UG/KG
12674-11-2	Aroclor-1016		430
11104-28-2	Aroclor-1221		45
11141-16-5	Aroclor-1232		45
53469-21-9	Aroclor-1242		490
12672-29-6	Aroclor-1248		310
11097-69-1	Aroclor-1254		150
11096-82-5	Aroclor-1260		200
37324-23-5	Aroclor-1262		45
11100-14-4	Aroclor-1268		45

**PRELIMINARY**

1H - FORM I ARO  
 AROCLOR ORGANICS ANALYSIS DATA SHEET

EPA SAMPLE NO.

E3NK7MSD(2)

Lab Name: MITKEM LABORATORIES Contract: EP-W-05-030  
 Lab Code: MITKEM Case No.: 38897 Mod. Ref No.:                      SDG No.: E3NK0  
 Matrix: (SOIL/SED/WATER) SOIL Lab Sample ID: H1627-14AMSD  
 Sample wt/vol: 30.1 (g/mL) G Lab File ID: E3G5887R.D  
 % Moisture: 27 Decanted: (Y/N) N Date Received: 08/22/2009  
 Extraction: (Type) SONC Date Extracted: 08/22/2009  
 Concentrated Extract Volume: 10000 (uL) Date Analyzed: 08/23/2009  
 Injection Volume: 1.0 (uL) GPC Factor: 1.00 Dilution Factor: 1.0  
 GPC Cleanup: (Y/N) N pH: 7.4 Sulfur Cleanup: (Y/N) Y  
 Acid Cleanup: (Y/N) Y

CAS NO.	COMPOUND	CONCENTRATION UNITS:	
		(ug/L or ug/Kg)	UG/KG
12674-11-2	Aroclor-1016		450
11104-28-2	Aroclor-1221		45
11141-16-5	Aroclor-1232		45
53469-21-9	Aroclor-1242		480
12672-29-6	Aroclor-1248		310
11097-69-1	Aroclor-1254		150
11096-82-5	Aroclor-1260		190
37324-23-5	Aroclor-1262		45
11100-14-4	Aroclor-1268		45

PRELIMINARY

1H - FORM I ARO  
 AROCLOR ORGANICS ANALYSIS DATA SHEET

EPA SAMPLE NO.

E3NK8

Lab Name: MITKEM LABORATORIES Contract: EP-W-05-030  
 Lab Code: MITKEM Case No.: 38897 Mod. Ref No.:                      SDG No.: E3NK0  
 Matrix: (SOIL/SED/WATER) SOIL Lab Sample ID: H1627-15A  
 Sample wt/vol: 30.3 (g/mL) G Lab File ID: E3G5888F.D/E3G5888R.D  
 % Moisture: 35 Decanted: (Y/N) N Date Received: 08/22/2009  
 Extraction: (Type) SONC Date Extracted: 08/22/2009  
 Concentrated Extract Volume: 10000 (uL) Date Analyzed: 08/23/2009  
 Injection Volume: 1.0 (uL) GPC Factor: 1.00 Dilution Factor: 1.0  
 GPC Cleanup: (Y/N) N pH: 7.6 Sulfur Cleanup: (Y/N) Y  
 Acid Cleanup: (Y/N) Y

CAS NO.	COMPOUND	CONCENTRATION UNITS: UG/KG	
		(ug/L or ug/Kg)	Q
12674-11-2	Aroclor-1016	50	U
11104-28-2	Aroclor-1221	50	U
11141-16-5	Aroclor-1232	50	U
53469-21-9	Aroclor-1242	50	U
12672-29-6	Aroclor-1248	220	
11097-69-1	Aroclor-1254	120	
11096-82-5	Aroclor-1260	50	U
37324-23-5	Aroclor-1262	50	U
11100-14-4	Aroclor-1268	50	U

**PRELIMINARY**

1H - FORM I ARO  
 AROCLOR ORGANICS ANALYSIS DATA SHEET

EPA SAMPLE NO.

E3NK9

Lab Name: MITKEM LABORATORIES Contract: EP-W-05-030  
 Lab Code: MITKEM Case No.: 38897 Mod. Ref No.:                      SDG No.: E3NK0  
 Matrix: (SOIL/SED/WATER) SOIL Lab Sample ID: H1627-16A  
 Sample wt/vol: 30.0 (g/mL) G Lab File ID: E3G5889F.D/E3G5889R.D  
 % Moisture: 35 Decanted: (Y/N) N Date Received: 08/22/2009  
 Extraction: (Type) SONC Date Extracted: 08/22/2009  
 Concentrated Extract Volume: 10000 (uL) Date Analyzed: 08/23/2009  
 Injection Volume: 1.0 (uL) GPC Factor: 1.00 Dilution Factor: 1.0  
 GPC Cleanup: (Y/N) N pH: 7.7 Sulfur Cleanup: (Y/N) Y  
 Acid Cleanup: (Y/N) Y

CAS NO.	COMPOUND	CONCENTRATION UNITS: <u>UG/KG</u> (ug/L or ug/Kg)	<u>Q</u>
12674-11-2	Aroclor-1016	51	U
11104-28-2	Aroclor-1221	51	U
11141-16-5	Aroclor-1232	51	U
53469-21-9	Aroclor-1242	51	U
12672-29-6	Aroclor-1248	400	
11097-69-1	Aroclor-1254	240	
11096-82-5	Aroclor-1260	51	U
37324-23-5	Aroclor-1262	51	U
11100-14-4	Aroclor-1268	51	U

PRELIMINARY

1H - FORM I ARO  
 AROCLOR ORGANICS ANALYSIS DATA SHEET

EPA SAMPLE NO.

E3NL0

Lab Name: MITKEM LABORATORIES Contract: EP-W-05-030  
 Lab Code: MITKEM Case No.: 38897 Mod. Ref No.:                      SDG No.: E3NK0  
 Matrix: (SOIL/SED/WATER) SOIL Lab Sample ID: H1627-17A  
 Sample wt/vol: 30.0 (g/mL) G Lab File ID: E3G5890F.D/E3G5890R.D  
 % Moisture: 41 Decanted: (Y/N) N Date Received: 08/22/2009  
 Extraction: (Type) SONC Date Extracted: 08/22/2009  
 Concentrated Extract Volume: 10000 (uL) Date Analyzed: 08/23/2009  
 Injection Volume: 1.0 (uL) GPC Factor: 1.00 Dilution Factor: 1.0  
 GPC Cleanup: (Y/N) N pH: 7.5 Sulfur Cleanup: (Y/N) Y  
 Acid Cleanup: (Y/N) Y

CAS NO.	COMPOUND	CONCENTRATION UNITS: <u>UG/KG</u> (ug/L or ug/Kg)	<u>Q</u>
12674-11-2	Aroclor-1016	56	U
11104-28-2	Aroclor-1221	56	U
11141-16-5	Aroclor-1232	56	U
53469-21-9	Aroclor-1242	56	U
12672-29-6	Aroclor-1248	56	U
11097-69-1	Aroclor-1254	56	U
11096-82-5	Aroclor-1260	56	U
37324-23-5	Aroclor-1262	56	U
11100-14-4	Aroclor-1268	56	U

PRELIMINARY

1H - FORM I ARO  
 AROCLOR ORGANICS ANALYSIS DATA SHEET

EPA SAMPLE NO.

E3NL1

Lab Name: MITKEM LABORATORIES Contract: EP-W-05-030  
 Lab Code: MITKEM Case No.: 38897 Mod. Ref No.:                      SDG No.: E3NKO  
 Matrix: (SOIL/SED/WATER) SOIL Lab Sample ID: H1627-18A  
 Sample wt/vol: 30.1 (g/mL) G Lab File ID: E3G5891F.D/E3G5891R.D  
 % Moisture: 36 Decanted: (Y/N) N Date Received: 08/22/2009  
 Extraction: (Type) SONC Date Extracted: 08/22/2009  
 Concentrated Extract Volume: 10000 (uL) Date Analyzed: 08/23/2009  
 Injection Volume: 1.0 (uL) GPC Factor: 1.00 Dilution Factor: 1.0  
 GPC Cleanup: (Y/N) N pH: 7.9 Sulfur Cleanup: (Y/N) Y  
 Acid Cleanup: (Y/N) Y

CAS NO.	COMPOUND	CONCENTRATION UNITS: <u>UG/KG</u>	
		(ug/L or ug/Kg)	<u>Q</u>
12674-11-2	Aroclor-1016	51	U
11104-28-2	Aroclor-1221	51	U
11141-16-5	Aroclor-1232	51	U
53469-21-9	Aroclor-1242	51	U
12672-29-6	Aroclor-1248	51	U
11097-69-1	Aroclor-1254	51	U
11096-82-5	Aroclor-1260	51	U
37324-23-5	Aroclor-1262	51	U
11100-14-4	Aroclor-1268	51	U

PRELIMINARY

1H - FORM I ARO  
 AROCLOR ORGANICS ANALYSIS DATA SHEET

EPA SAMPLE NO.

E3NL2

Lab Name: MITKEM LABORATORIES Contract: EP-W-05-030  
 Lab Code: MITKEM Case No.: 38897 Mod. Ref No.: \_\_\_\_\_ SDG No.: E3NK0  
 Matrix: (SOIL/SED/WATER) SOIL Lab Sample ID: H1627-19A  
 Sample wt/vol: 30.0 (g/mL) G Lab File ID: E3G5892F.D/E3G5892R.D  
 % Moisture: 41 Decanted: (Y/N) N Date Received: 08/22/2009  
 Extraction: (Type) SONC Date Extracted: 08/22/2009  
 Concentrated Extract Volume: 10000 (uL) Date Analyzed: 08/23/2009  
 Injection Volume: 1.0 (uL) GPC Factor: 1.00 Dilution Factor: 1.0  
 GPC Cleanup: (Y/N) N pH: 7.9 Sulfur Cleanup: (Y/N) Y  
 Acid Cleanup: (Y/N) Y

CAS NO.	COMPOUND	CONCENTRATION UNITS: <u>UG/KG</u>	
		(ug/L or ug/Kg)	<u>Q</u>
12674-11-2	Aroclor-1016	56	U
11104-28-2	Aroclor-1221	56	U
11141-16-5	Aroclor-1232	56	U
53469-21-9	Aroclor-1242	56	U
12672-29-6	Aroclor-1248	56	U
11097-69-1	Aroclor-1254	56	U
11096-82-5	Aroclor-1260	56	U
37324-23-5	Aroclor-1262	56	U
11100-14-4	Aroclor-1268	56	U

PRELIMINARY

SOM01.2 (6/2007)



1H - FORM I ARO  
 AROCLOR ORGANICS ANALYSIS DATA SHEET

EPA SAMPLE NO.

E3NM7

Lab Name: MITKEM LABORATORIES Contract: EP-W-05-030  
 Lab Code: MITKEM Case No.: 38897 Mod. Ref No.:                      SDG No.: E3NKO  
 Matrix: (SOIL/SED/WATER) SOIL Lab Sample ID: H1627-07A  
 Sample wt/vol: 30.0 (g/mL) G Lab File ID: E3G5878F.D/E3G5878R.D  
 % Moisture: 41 Decanted: (Y/N) N Date Received: 08/22/2009  
 Extraction: (Type) SONC Date Extracted: 08/22/2009  
 Concentrated Extract Volume: 10000 (uL) Date Analyzed: 08/23/2009  
 Injection Volume: 1.0 (uL) GPC Factor: 1.00 Dilution Factor: 1.0  
 GPC Cleanup: (Y/N) N pH: 7.3 Sulfur Cleanup: (Y/N) Y  
 Acid Cleanup: (Y/N) Y

CAS NO.	COMPOUND	CONCENTRATION UNITS:	
		(ug/L or ug/Kg)	UG/KG
12674-11-2	Aroclor-1016	56	U
11104-28-2	Aroclor-1221	56	U
11141-16-5	Aroclor-1232	56	U
53469-21-9	Aroclor-1242	56	U
12672-29-6	Aroclor-1248	260	
11097-69-1	Aroclor-1254	100	
11096-82-5	Aroclor-1260	56	U
37324-23-5	Aroclor-1262	56	U
11100-14-4	Aroclor-1268	56	U

PRELIMINARY

SOM01.2 (6/2007)

1H - FORM I ARO  
 AROCLOR ORGANICS ANALYSIS DATA SHEET

EPA SAMPLE NO.

E3NM8

Lab Name: MITKEM LABORATORIES Contract: EP-W-05-030  
 Lab Code: MITKEM Case No.: 38897 Mod. Ref No.: SDG No.: E3NKO  
 Matrix: (SOIL/SED/WATER) SOIL Lab Sample ID: H1627-08A  
 Sample wt/vol: 30.1 (g/mL) G Lab File ID: E3G5879F.D/E3G5879R.D  
 % Moisture: 37 Decanted: (Y/N) N Date Received: 08/22/2009  
 Extraction: (Type) SONC Date Extracted: 08/22/2009  
 Concentrated Extract Volume: 10000 (uL) Date Analyzed: 08/23/2009  
 Injection Volume: 1.0 (uL) GPC Factor: 1.00 Dilution Factor: 1.0  
 GPC Cleanup: (Y/N) N pH: 7.2 Sulfur Cleanup: (Y/N) Y  
 Acid Cleanup: (Y/N) Y

CAS NO.	COMPOUND	CONCENTRATION UNITS:	
		(ug/L or ug/Kg)	UG/KG
12674-11-2	Aroclor-1016	52	U
11104-28-2	Aroclor-1221	52	U
11141-16-5	Aroclor-1232	52	U
53469-21-9	Aroclor-1242	52	U
12672-29-6	Aroclor-1248	190	
11097-69-1	Aroclor-1254	93	
11096-82-5	Aroclor-1260	52	U
37324-23-5	Aroclor-1262	52	U
11100-14-4	Aroclor-1268	52	U

PRELIMINARY  
 SOM01.2 (6/2007)

1H - FORM I ARO  
 AROCLOR ORGANICS ANALYSIS DATA SHEET

EPA SAMPLE NO.

E3NM9

Lab Name: MITKEM LABORATORIES Contract: EP-W-05-030  
 Lab Code: MITKEM Case No.: 38897 Mod. Ref No.: \_\_\_\_\_ SDG No.: E3NK0  
 Matrix: (SOIL/SED/WATER) SOIL Lab Sample ID: H1627-09A  
 Sample wt/vol: 30.0 (g/mL) G Lab File ID: E3G5880F.D/E3G5880R.D  
 % Moisture: 37 Decanted: (Y/N) N Date Received: 08/22/2009  
 Extraction: (Type) SONC Date Extracted: 08/22/2009  
 Concentrated Extract Volume: 10000 (uL) Date Analyzed: 08/23/2009  
 Injection Volume: 1.0 (uL) GPC Factor: 1.00 Dilution Factor: 1.0  
 GPC Cleanup: (Y/N) N pH: 7.6 Sulfur Cleanup: (Y/N) Y  
 Acid Cleanup: (Y/N) Y

CAS NO.	COMPOUND	CONCENTRATION UNITS: UG/KG	
		(ug/L or ug/Kg)	Q
12674-11-2	Aroclor-1016	52	U
11104-28-2	Aroclor-1221	52	U
11141-16-5	Aroclor-1232	52	U
53469-21-9	Aroclor-1242	52	U
12672-29-6	Aroclor-1248	320	
11097-69-1	Aroclor-1254	170	
11096-82-5	Aroclor-1260	52	U
37324-23-5	Aroclor-1262	52	U
11100-14-4	Aroclor-1268	52	U

**PRELIMINARY**  
 SOM01.2 (6/2007)

1H - FORM I ARO  
 AROCLOR ORGANICS ANALYSIS DATA SHEET

EPA SAMPLE NO.

E3NN0

Lab Name: MITKEM LABORATORIES Contract: EP-W-05-030  
 Lab Code: MITKEM Case No.: 38897 Mod. Ref No.:                      SDG No.: E3NK0  
 Matrix: (SOIL/SED/WATER) SOIL Lab Sample ID: H1627-10A  
 Sample wt/vol: 30.2 (g/mL) G Lab File ID: E3G5881F.D/E3G5881R.D  
 % Moisture: 39 Decanted: (Y/N) N Date Received: 08/22/2009  
 Extraction: (Type) SONC Date Extracted: 08/22/2009  
 Concentrated Extract Volume: 10000 (uL) Date Analyzed: 08/23/2009  
 Injection Volume: 1.0 (uL) GPC Factor: 1.00 Dilution Factor: 1.0  
 GPC Cleanup: (Y/N) N pH: 7.7 Sulfur Cleanup: (Y/N) Y  
 Acid Cleanup: (Y/N) Y

CAS NO.	COMPOUND	CONCENTRATION UNITS: <u>UG/KG</u>	
		(ug/L or ug/Kg)	<u>Q</u>
12674-11-2	Aroclor-1016	54	U
11104-28-2	Aroclor-1221	54	U
11141-16-5	Aroclor-1232	54	U
53469-21-9	Aroclor-1242	54	U
12672-29-6	Aroclor-1248	1100	E
11097-69-1	Aroclor-1254	620	
11096-82-5	Aroclor-1260	240	P
37324-23-5	Aroclor-1262	54	U
11100-14-4	Aroclor-1268	54	U

PRELIMINARY

1H - FORM I ARO  
 AROCLOR ORGANICS ANALYSIS DATA SHEET

EPA SAMPLE NO.

E3NN0DL

Lab Name: MITKEM LABORATORIES Contract: EP-W-05-030  
 Lab Code: MITKEM Case No.: 38897 Mod. Ref No.: SDG No.: E3NK0  
 Matrix: (SOIL/SED/WATER) SOIL Lab Sample ID: H1627-10ADL  
 Sample wt/vol: 30.2 (g/mL) G Lab File ID: E3G5974F.D/E3G5974R.D  
 % Moisture: 39 Decanted: (Y/N) N Date Received: 08/22/2009  
 Extraction: (Type) SONC Date Extracted: 08/22/2009  
 Concentrated Extract Volume: 1000 (uL) Date Analyzed: 08/24/2009  
 Injection Volume: 1.0 (uL) GPC Factor: 1.00 Dilution Factor: 5.0  
 GPC Cleanup: (Y/N) N pH: 7.7 Sulfur Cleanup: (Y/N) Y  
 Acid Cleanup: (Y/N) Y

CAS NO.	COMPOUND	CONCENTRATION UNITS: UG/KG	
		(ug/L or ug/Kg)	Q
12674-11-2	Aroclor-1016	270	U
11104-28-2	Aroclor-1221	270	U
11141-16-5	Aroclor-1232	270	U
53469-21-9	Aroclor-1242	270	U
12672-29-6	Aroclor-1248	1300	D
11097-69-1	Aroclor-1254	730	D
11096-82-5	Aroclor-1260	270	U
37324-23-5	Aroclor-1262	270	U
11100-14-4	Aroclor-1268	270	U

PRELIMINARY

1H - FORM I ARO  
 AROCLOR ORGANICS ANALYSIS DATA SHEET

EPA SAMPLE NO.

E3NN1

Lab Name: MITKEM LABORATORIES Contract: EP-W-05-030  
 Lab Code: MITKEM Case No.: 38897 Mod. Ref No.: \_\_\_\_\_ SDG No.: E3NK0  
 Matrix: (SOIL/SED/WATER) SOIL Lab Sample ID: H1627-11A  
 Sample wt/vol: 30.4 (g/mL) G Lab File ID: E3G5882F.D/E3G5882R.D  
 % Moisture: 37 Decanted: (Y/N) N Date Received: 08/22/2009  
 Extraction: (Type) SONC Date Extracted: 08/22/2009  
 Concentrated Extract Volume: 10000 (uL) Date Analyzed: 08/23/2009  
 Injection Volume: 1.0 (uL) GPC Factor: 1.00 Dilution Factor: 1.0  
 GPC Cleanup: (Y/N) N pH: 7.8 Sulfur Cleanup: (Y/N) Y  
 Acid Cleanup: (Y/N) Y

CAS NO.	COMPOUND	CONCENTRATION UNITS: <u>UG/KG</u>	
		(ug/L or ug/Kg)	<u>Q</u>
12674-11-2	Aroclor-1016	52	U
11104-28-2	Aroclor-1221	52	U
11141-16-5	Aroclor-1232	52	U
53469-21-9	Aroclor-1242	52	U
12672-29-6	Aroclor-1248	66	P
11097-69-1	Aroclor-1254	92	
11096-82-5	Aroclor-1260	52	U
37324-23-5	Aroclor-1262	52	U
11100-14-4	Aroclor-1268	52	U

PRELIMINARY

1H - FORM I ARO  
 AROCLOR ORGANICS ANALYSIS DATA SHEET

EPA SAMPLE NO.

E3NN2

Lab Name: MITKEM LABORATORIES Contract: EP-W-05-030  
 Lab Code: MITKEM Case No.: 38897 Mod. Ref No.: SDG No.: E3NKO  
 Matrix: (SOIL/SED/WATER) SOIL Lab Sample ID: H1627-12A  
 Sample wt/vol: 30.0 (g/mL) G Lab File ID: E3G5883F.D/E3G5883R.D  
 % Moisture: 39 Decanted: (Y/N) N Date Received: 08/22/2009  
 Extraction: (Type) SONC Date Extracted: 08/22/2009  
 Concentrated Extract Volume: 10000 (uL) Date Analyzed: 08/23/2009  
 Injection Volume: 1.0 (uL) GPC Factor: 1.00 Dilution Factor: 1.0  
 GPC Cleanup: (Y/N) N pH: 8.0 Sulfur Cleanup: (Y/N) Y  
 Acid Cleanup: (Y/N) Y

CAS NO.	COMPOUND	CONCENTRATION UNITS: UG/KG	
		(ug/L or ug/Kg)	Q
12674-11-2	Aroclor-1016	54	U
11104-28-2	Aroclor-1221	54	U
11141-16-5	Aroclor-1232	54	U
53469-21-9	Aroclor-1242	54	U
12672-29-6	Aroclor-1248	54	U
11097-69-1	Aroclor-1254	54	U
11096-82-5	Aroclor-1260	54	U
37324-23-5	Aroclor-1262	54	U
11100-14-4	Aroclor-1268	54	U

PRELIMINARY  
 SOM01.2 (6/2007)

1H - FORM I ARO  
 AROCLOR ORGANICS ANALYSIS DATA SHEET

EPA SAMPLE NO.

E3NN6

Lab Name: MITKEM LABORATORIES Contract: EP-W-05-030  
 Lab Code: MITKEM Case No.: 38897 Mod. Ref No.:                      SDG No.: E3NK0  
 Matrix: (SOIL/SED/WATER) SOIL Lab Sample ID: H1627-20A  
 Sample wt/vol: 30.0 (g/mL) G Lab File ID: E3G5893F.D/E3G5893R.D  
 % Moisture: 38 Decanted: (Y/N) N Date Received: 08/22/2009  
 Extraction: (Type) SONC Date Extracted: 08/22/2009  
 Concentrated Extract Volume: 10000 (uL) Date Analyzed: 08/23/2009  
 Injection Volume: 1.0 (uL) GPC Factor: 1.00 Dilution Factor: 1.0  
 GPC Cleanup: (Y/N) N pH: 7.7 Sulfur Cleanup: (Y/N) Y  
 Acid Cleanup: (Y/N) Y

CAS NO.	COMPOUND	CONCENTRATION UNITS: <u>UG/KG</u>	
		(ug/L or ug/Kg)	<u>Q</u>
12674-11-2	Aroclor-1016	53	U
11104-28-2	Aroclor-1221	53	U
11141-16-5	Aroclor-1232	53	U
53469-21-9	Aroclor-1242	53	U
12672-29-6	Aroclor-1248	53	U
11097-69-1	Aroclor-1254	53	U
11096-82-5	Aroclor-1260	53	U
37324-23-5	Aroclor-1262	53	U
11100-14-4	Aroclor-1268	53	U

PRELIMINARY



10C - FORM X ARO  
IDENTIFICATION SUMMARY  
FOR MULTICOMPONENT ANALYTES

EPA SAMPLE NO.

E3NK0

Lab Name: MITKEM LABORATORIES Contract: EP-W-05-030  
 Lab Code: MITKEM Case No.: 38897 Mod. Ref No.: SDG No.: E3NK0  
 Lab Sample ID: H1627-01A Date(s) Analyzed: 08/23/2009 08/23/2009  
 Instrument ID (1): E3 Instrument ID (2): E3  
 GC Column(1): CLPPest ID: 0.53 (mm) GC Column(2): CLPPestII ID: 0.53 (MM)

ANALYTE	PEAK	RT	RT WINDOW		CONCENTRATION		%D
			FROM	TO	PEAK	MEAN	
Aroclor-1248	1	4.677	4.603	4.743	156.8972	119.693445	
	2	5.273	5.197	5.337	101.5096		
COLUMN 1	3	5.463	5.389	5.529	100.6736		
	4						
	5						
COLUMN 2	1	5.670	5.597	5.737	145.2884	122.244554	2.1
	2	5.995	5.922	6.062	118.3904		
	3	6.261	6.188	6.328	103.0548		
	4						
	5						
Aroclor-1254	1	5.863	5.791	5.931	51.0457	43.716398	
	2	6.163	6.090	6.230	45.4963		
COLUMN 1	3	6.691	6.615	6.755	34.6072		
	4						
	5						
COLUMN 2	1	6.212	6.127	6.267	58.9156	51.743664	18.4
	2	6.752	6.680	6.820	50.9942		
	3	7.027	6.956	7.096	45.3212		
	4						
	5						

At least 3 peaks for each column are required for identification of multicomponent analytes

**PRELIMINARY**

10C - FORM X ARO  
 IDENTIFICATION SUMMARY  
 FOR MULTICOMPONENT ANALYTES

EPA SAMPLE NO.

E3NK1

Lab Name: MITKEM LABORATORIES Contract: EP-W-05-030  
 Lab Code: MITKEM Case No.: 38897 Mod. Ref No.: SDG No.: E3NK0  
 Lab Sample ID: H1627-02A Date(s) Analyzed: 08/23/2009 08/23/2009  
 Instrument ID (1): E3 Instrument ID (2): E3  
 GC Column(1): CLPPest ID: 0.53 (mm) GC Column(2): CLPPestII ID: 0.53 (MM)

ANALYTE	PEAK	RT	RT WINDOW		CONCENTRATION		%D
			FROM	TO	PEAK	MEAN	
Aroclor-1242	1	4.394	4.318	4.458	33.8573	30.767344	
	2	4.511	4.434	4.575	17.4973		
	3	4.862	4.786	4.926	40.9474		
4							
5							
COLUMN 1	1	4.935	4.861	5.001	35.2042	37.841884	23.0
	2	5.077	4.995	5.135	35.1102		
	3	5.537	5.463	5.603	43.2113		
	4						
	5						
COLUMN 2	1	4.935	4.861	5.001	35.2042	37.841884	23.0
	2	5.077	4.995	5.135	35.1102		
	3	5.537	5.463	5.603	43.2113		
	4						
	5						

At least 3 peaks for each column are required for identification of multicomponent analytes

PRELIMINARY

10C - FORM X ARO  
 IDENTIFICATION SUMMARY  
 FOR MULTICOMPONENT ANALYTES

EPA SAMPLE NO.

E3NK6

Lab Name: MITKEM LABORATORIES Contract: EP-W-05-030  
 Lab Code: MITKEM Case No.: 38897 Mod. Ref No.: SDG No.: E3NK0  
 Lab Sample ID: H1627-13A Date(s) Analyzed: 08/23/2009 08/23/2009  
 Instrument ID (1): E3 Instrument ID (2): E3  
 GC Column(1): CLPPest ID: 0.53 (mm) GC Column(2): CLPPestII ID: 0.53 (MM)

ANALYTE	PEAK	RT	RT WINDOW		CONCENTRATION		%D
			FROM	TO	PEAK	MEAN	
Aroclor-1248	1	4.678	4.603	4.743	132.3421	130.341553	
	2	5.274	5.197	5.337	124.2964		
COLUMN 1	3	5.465	5.389	5.529	134.3861		
	4						
	5						
COLUMN 2	1	5.672	5.597	5.737	117.8629	117.593168	10.8
	2	5.997	5.922	6.062	125.1504		
	3	6.264	6.188	6.328	109.7663		
	4						
	5						
Aroclor-1254	1	5.866	5.791	5.931	54.5684	50.486408	
	2	6.166	6.090	6.230	54.1018		
COLUMN 1	3	6.692	6.615	6.755	42.7890		
	4						
	5						
COLUMN 2	1	6.202	6.127	6.267	48.8265	49.081855	2.9
	2	6.755	6.680	6.820	46.0726		
	3	7.030	6.956	7.096	52.3465		
	4						
	5						

At least 3 peaks for each column are required for identification of multicomponent analytes

**PRELIMINARY**

10C - FORM X ARO  
IDENTIFICATION SUMMARY  
FOR MULTICOMPONENT ANALYTES

EPA SAMPLE NO.

E3NK7

Lab Name: MITKEM LABORATORIES Contract: EP-W-05-030  
 Lab Code: MITKEM Case No.: 38897 Mod. Ref No.: SDG No.: E3NK0  
 Lab Sample ID: H1627-14A Date(s) Analyzed: 08/23/2009 08/23/2009  
 Instrument ID (1): E3 Instrument ID (2): E3  
 GC Column(1): CLPPest ID: 0.53 (mm) GC Column(2): CLPPestII ID: 0.53 (MM)

ANALYTE	PEAK	RT	RT WINDOW		CONCENTRATION		%D
			FROM	TO	PEAK	MEAN	
Aroclor-1242	1	4.394	4.318	4.458	385.6604	373.515373	
	2	4.510	4.434	4.575	291.7053		
	3	4.862	4.786	4.926	443.1804		
	4						
	5						
COLUMN 1	1	4.937	4.861	5.001	382.4197	369.453087	1.1
	2	5.071	4.995	5.135	286.3639		
	3	5.538	5.463	5.603	439.5756		
	4						
	5						
COLUMN 2	1	4.678	4.603	4.743	270.6211	259.549941	
	2	5.273	5.197	5.337	250.8354		
	3	5.465	5.389	5.529	257.1934		
	4						
	5						
Aroclor-1248	1	5.671	5.597	5.737	273.1683	258.611575	0.4
	2	5.997	5.922	6.062	255.2559		
	3	6.263	6.188	6.328	247.4106		
	4						
	5						
COLUMN 1	1	5.864	5.791	5.931	87.5335	78.402502	
	2	6.164	6.090	6.230	82.2698		
	3	6.690	6.615	6.755	65.4043		
	4						
	5						
COLUMN 2	1	6.202	6.127	6.267	87.9948	87.411323	11.5
	2	6.753	6.680	6.820	86.7061		
	3	7.029	6.956	7.096	87.5331		
	4						
	5						
Aroclor-1254	1						
	2						
	3						
	4						
	5						

At least 3 peaks for each column are required for identification of multicomponent analytes

**PRELIMINARY**

10C - FORM X ARO  
IDENTIFICATION SUMMARY  
FOR MULTICOMPONENT ANALYTES

EPA SAMPLE NO.

E3NK7MS

Lab Name: MITKEM LABORATORIES Contract: EP-W-05-030  
 Lab Code: MITKEM Case No.: 38897 Mod. Ref No.: SDG No.: E3NK0  
 Lab Sample ID: H1627-14AMS Date(s) Analyzed: 08/23/2009 08/23/2009  
 Instrument ID (1): E3 Instrument ID (2): E3  
 GC Column(1): CLPPest ID: 0.53 (mm) GC Column(2): CLPPestII ID: 0.53 (MM)

ANALYTE	PEAK	RT	RT WINDOW		CONCENTRATION		%D	
			FROM	TO	PEAK	MEAN		
Aroclor-1016	1	4.394	4.327	4.467	410.5366	415.677938		
	2	4.509	4.442	4.582	349.6401			
	COLUMN 1	3	4.862	4.795	4.935			486.8571
		4						
		5						
COLUMN 2	1	4.936	4.870	5.010	410.8217	437.217070	5.2	
	2	5.172	5.107	5.247	417.9652			
	3	5.538	5.472	5.612	482.8643			
	4							
	5							
Aroclor-1242	1	4.394	4.318	4.458	468.3062	470.110163		
	2	4.509	4.434	4.575	394.3069			
	COLUMN 1	3	4.862	4.786	4.926			547.7173
		4						
		5						
COLUMN 2	1	4.936	4.861	5.001	465.2425	469.114149	0.2	
	2	5.070	4.995	5.135	395.7264			
	3	5.538	5.463	5.603	546.3736			
	4							
	5							
Aroclor-1248	1	4.678	4.603	4.743	334.1722	300.608085		
	2	5.273	5.197	5.337	261.9374			
	COLUMN 1	3	5.463	5.389	5.529			305.7146
		4						
		5						
COLUMN 2	1	5.671	5.597	5.737	349.9688	297.780153	0.9	
	2	5.996	5.922	6.062	297.6547			
	3	6.263	6.188	6.328	245.7170			
	4							
	5							

**PRELIMINARY**

10C - FORM X ARO  
IDENTIFICATION SUMMARY  
FOR MULTICOMPONENT ANALYTES

EPA SAMPLE NO.

E3NK7MS

Lab Name: MITKEM LABORATORIES Contract: EP-W-05-030  
 Lab Code: MITKEM Case No.: 38897 Mod. Ref No.: SDG No.: E3NK0  
 Lab Sample ID: H1627-14AMS Date(s) Analyzed: 08/23/2009 08/23/2009  
 Instrument ID (1): E3 Instrument ID (2): E3  
 GC Column(1): CLPPest ID: 0.53 (mm) GC Column(2): CLPPestII ID: 0.53 (MM)

ANALYTE	PEAK	RT	RT WINDOW		CONCENTRATION		%D
			FROM	TO	PEAK	MEAN	
Aroclor-1254	1	5.865	5.791	5.931	107.5975	143.653571	
	2	6.164	6.090	6.230	96.7758		
	3	6.688	6.615	6.755	226.5874		
	4						
	5						
COLUMN 1	1	6.201	6.127	6.267	135.3873	148.566328	3.4
	2	6.753	6.680	6.820	111.0032		
	3	6.989	6.956	7.096	199.3084		
	4						
	5						
COLUMN 2	1	6.383	6.296	6.436	203.9056	189.029286	
	2	7.503	7.434	7.574	179.0552		
	3	7.868	7.799	7.939	184.1271		
	4						
	5						
Aroclor-1260	1	7.716	7.649	7.789	205.3512	186.689789	1.3
	2	8.574	8.507	8.647	180.9133		
	3	9.088	9.020	9.160	173.8049		
	4						
	5						
COLUMN 1	1	7.716	7.649	7.789	205.3512	186.689789	1.3
	2	8.574	8.507	8.647	180.9133		
	3	9.088	9.020	9.160	173.8049		
	4						
	5						
COLUMN 2	1	7.716	7.649	7.789	205.3512	186.689789	1.3
	2	8.574	8.507	8.647	180.9133		
	3	9.088	9.020	9.160	173.8049		
	4						
	5						

At least 3 peaks for each column are required for identification of multicomponent analytes

**PRELIMINARY**

10C - FORM X ARO  
IDENTIFICATION SUMMARY  
FOR MULTICOMPONENT ANALYTES

EPA SAMPLE NO.

E3NK7MSD

Lab Name: MITKEM LABORATORIES Contract: EP-W-05-030  
 Lab Code: MITKEM Case No.: 38897 Mod. Ref No.: SDG No.: E3NK0  
 Lab Sample ID: H1627-14AMSD Date(s) Analyzed: 08/23/2009 08/23/2009  
 Instrument ID (1): E3 Instrument ID (2): E3  
 GC Column(1): CLPPest ID: 0.53 (mm) GC Column(2): CLPPestII ID: 0.53 (MM)

ANALYTE	PEAK	RT	RT WINDOW		CONCENTRATION		%D
			FROM	TO	PEAK	MEAN	
Aroclor-1016	1	4.393	4.327	4.467	426.7963	432.498734	
	2	4.508	4.442	4.582	365.2943		
	3	4.860	4.795	4.935	505.4056		
	4						
	5						
COLUMN 1	1	4.935	4.870	5.010	424.9930	452.376791	4.6
	2	5.171	5.107	5.247	432.6419		
	3	5.537	5.472	5.612	499.4955		
	4						
	5						
COLUMN 2	1	4.393	4.318	4.458	486.8540	489.133138	
	2	4.508	4.434	4.575	411.9609		
	3	4.860	4.786	4.926	568.5845		
	4						
	5						
Aroclor-1242	1	4.935	4.861	5.001	481.2910	484.781650	0.9
	2	5.069	4.995	5.135	407.8617		
	3	5.537	5.463	5.603	565.1922		
	4						
	5						
COLUMN 1	1	4.678	4.603	4.743	346.0918	313.684293	
	2	5.273	5.197	5.337	274.7378		
	3	5.461	5.389	5.529	320.2233		
	4						
	5						
COLUMN 2	1	5.669	5.597	5.737	361.4153	308.012981	1.8
	2	5.995	5.922	6.062	307.9643		
	3	6.261	6.188	6.328	254.6593		
	4						
	5						

PRELIMINARY

10C - FORM X ARO  
 IDENTIFICATION SUMMARY  
 FOR MULTICOMPONENT ANALYTES

EPA SAMPLE NO.

E3NK7MSD

Lab Name: MITKEM LABORATORIES Contract: EP-W-05-030  
 Lab Code: MITKEM Case No.: 38897 Mod. Ref No.: SDG No.: E3NK0  
 Lab Sample ID: H1627-14AMSD Date(s) Analyzed: 08/23/2009 08/23/2009  
 Instrument ID (1): E3 Instrument ID (2): E3  
 GC Column(1): CLPPest ID: 0.53 (mm) GC Column(2): CLPPestII ID: 0.53 (MM)

ANALYTE	PEAK	RT	RT WINDOW		CONCENTRATION		%D
			FROM	TO	PEAK	MEAN	
Aroclor-1254	1	5.863	5.791	5.931	114.9085	152.989539	
	2	6.163	6.090	6.230	105.6693		
COLUMN 1	3	6.687	6.615	6.755	238.3908		
	4						
	5						
COLUMN 2	1	6.199	6.127	6.267	140.0530	154.213466	0.8
	2	6.752	6.680	6.820	115.2668		
	3	6.987	6.956	7.096	207.3206		
	4						
	5						
Aroclor-1260	1	6.382	6.296	6.436	214.1542	197.802188	
	2	7.501	7.434	7.574	186.5362		
COLUMN 1	3	7.866	7.799	7.939	192.7162		
	4						
	5						
COLUMN 2	1	7.714	7.649	7.789	214.6938	194.317381	1.8
	2	8.572	8.507	8.647	186.7590		
	3	9.087	9.020	9.160	181.4993		
	4						
	5						

At least 3 peaks for each column are required for identification of multicomponent analytes

**PRELIMINARY**



10C - FORM X ARO  
 IDENTIFICATION SUMMARY  
 FOR MULTICOMPONENT ANALYTES

EPA SAMPLE NO.

E3NK8

Lab Name: MITKEM LABORATORIES Contract: EP-W-05-030  
 Lab Code: MITKEM Case No.: 38897 Mod. Ref No.: SDG No.: E3NK0  
 Lab Sample ID: H1627-15A Date(s) Analyzed: 08/23/2009 08/23/2009  
 Instrument ID (1): E3 Instrument ID (2): E3  
 GC Column(1): CLPPest ID: 0.53 (mm) GC Column(2): CLPPestII ID: 0.53 (MM)

ANALYTE	PEAK	RT	RT WINDOW		CONCENTRATION		%D
			FROM	TO	PEAK	MEAN	
Aroclor-1248	1	4.677	4.603	4.743	215.0963	237.370745	
	2	5.273	5.197	5.337	226.4935		
COLUMN 1	3	5.462	5.389	5.529	270.5224		
	4						
	5						
COLUMN 2	1	5.671	5.597	5.737	204.0079		
	2	5.996	5.922	6.062	238.9138		
	3	6.263	6.188	6.328	214.9170		
	4						
	5						
						219.279587	8.3
Aroclor-1254	1	5.863	5.791	5.931	133.8927	123.525086	
	2	6.163	6.090	6.230	134.5414		
COLUMN 1	3	6.692	6.615	6.755	102.1411		
	4						
	5						
COLUMN 2	1	6.202	6.127	6.267	127.7020		
	2	6.753	6.680	6.820	123.2092		
	3	7.028	6.956	7.096	130.2885		
	4						
	5						
						127.066546	2.9

At least 3 peaks for each column are required for identification of multicomponent analytes

PRELIMINARY

10C - FORM X ARO  
 IDENTIFICATION SUMMARY  
 FOR MULTICOMPONENT ANALYTES

EPA SAMPLE NO.

E3NK9

Lab Name: MITKEM LABORATORIES Contract: EP-W-05-030  
 Lab Code: MITKEM Case No.: 38897 Mod. Ref No.: SDG No.: E3NK0  
 Lab Sample ID: H1627-16A Date(s) Analyzed: 08/23/2009 08/23/2009  
 Instrument ID (1): E3 Instrument ID (2): E3  
 GC Column(1): CLPPest ID: 0.53 (mm) GC Column(2): CLPPestII ID: 0.53 (MM)

ANALYTE	PEAK	RT	RT WINDOW		CONCENTRATION		%D
			FROM	TO	PEAK	MEAN	
Aroclor-1248	1	4.677	4.603	4.743	370.2245	422.502428	
	2	5.273	5.197	5.337	406.9463		
COLUMN 1	3	5.462	5.389	5.529	490.3365		
	4						
	5						
COLUMN 2	1	5.671	5.597	5.737	366.4904		
	2	5.996	5.922	6.062	439.6201		
	3	6.263	6.188	6.328	400.9709		
	4						
	5						
Aroclor-1254	1	5.864	5.791	5.931	254.3151	236.766189	
	2	6.164	6.090	6.230	260.0207		
COLUMN 1	3	6.692	6.615	6.755	195.9628		
	4						
	5						
COLUMN 2	1	6.202	6.127	6.267	244.3646		
	2	6.753	6.680	6.820	241.2716		
	3	7.029	6.956	7.096	257.8605		
	4						
	5						
					247.832242	4.7	

At least 3 peaks for each column are required for identification of multicomponent analytes

PRELIMINARY

10C - FORM X ARO  
 IDENTIFICATION SUMMARY  
 FOR MULTICOMPONENT ANALYTES

EPA SAMPLE NO.

E3NM7

Lab Name: MITKEM LABORATORIES Contract: EP-W-05-030  
 Lab Code: MITKEM Case No.: 38897 Mod. Ref No.: SDG No.: E3NK0  
 Lab Sample ID: H1627-07A Date(s) Analyzed: 08/23/2009 08/23/2009  
 Instrument ID (1): E3 Instrument ID (2): E3  
 GC Column(1): CLPPest ID: 0.53 (mm) GC Column(2): CLPPestII ID: 0.53 (MM)

ANALYTE	PEAK	RT	RT WINDOW		CONCENTRATION		%D
			FROM	TO	PEAK	MEAN	
Aroclor-1248	1	4.676	4.603	4.743	254.6748	263.020524	
	2	5.272	5.197	5.337	258.8047		
	3	5.463	5.389	5.529	275.5820		
	4						
	5						
COLUMN 1	1	5.669	5.597	5.737	257.3213	257.742456	2.0
	2	5.994	5.922	6.062	264.0623		
	3	6.260	6.188	6.328	251.8437		
	4						
	5						
COLUMN 2	1	5.862	5.791	5.931	111.6705	100.405047	
	2	6.162	6.090	6.230	108.7398		
	3	6.704	6.615	6.755	80.8048		
	4						
	5						
Aroclor-1254	1	6.202	6.127	6.267	112.1915	110.188790	9.7
	2	6.751	6.680	6.820	106.0899		
	3	7.027	6.956	7.096	112.2850		
	4						
	5						
COLUMN 2							

At least 3 peaks for each column are required for identification of multicomponent analytes

**PRELIMINARY**

10C - FORM X ARO  
IDENTIFICATION SUMMARY  
FOR MULTICOMPONENT ANALYTES

EPA SAMPLE NO.

E3NM8

Lab Name: MITKEM LABORATORIES Contract: EP-W-05-030  
 Lab Code: MITKEM Case No.: 38897 Mod. Ref No.: SDG No.: E3NK0  
 Lab Sample ID: H1627-08A Date(s) Analyzed: 08/23/2009 08/23/2009  
 Instrument ID (1): E3 Instrument ID (2): E3  
 GC Column(1): CLPPest ID: 0.53 (mm) GC Column(2): CLPPestII ID: 0.53 (MM)

ANALYTE	PEAK	RT	RT WINDOW		CONCENTRATION		%D
			FROM	TO	PEAK	MEAN	
Aroclor-1248	1	4.677	4.603	4.743	174.2157	189.825337	
	2	5.273	5.197	5.337	187.2982		
COLUMN 1	3	5.463	5.389	5.529	207.9622		
	4						
	5						
COLUMN 2	1	5.670	5.597	5.737	176.0614	185.626141	2.3
	2	5.996	5.922	6.062	193.7237		
	3	6.261	6.188	6.328	187.0933		
	4						
	5						
Aroclor-1254	1	5.862	5.791	5.931	91.1355	96.163801	
	2	6.163	6.090	6.230	90.1449		
COLUMN 1	3	6.713	6.615	6.755	107.2110		
	4						
	5						
COLUMN 2	1	6.207	6.127	6.267	107.5797	93.242579	3.1
	2	6.753	6.680	6.820	83.5070		
	3	7.027	6.956	7.096	88.6411		
	4						
	5						

At least 3 peaks for each column are required for identification of multicomponent analytes

**PRELIMINARY**

10C - FORM X ARO  
IDENTIFICATION SUMMARY  
FOR MULTICOMPONENT ANALYTES

EPA SAMPLE NO.

E3NM9

Lab Name: MITKEM LABORATORIES Contract: EP-W-05-030  
 Lab Code: MITKEM Case No.: 38897 Mod. Ref No.: SDG No.: E3NK0  
 Lab Sample ID: H1627-09A Date(s) Analyzed: 08/23/2009 08/23/2009  
 Instrument ID (1): E3 Instrument ID (2): E3  
 GC Column(1): CLPPest ID: 0.53 (mm) GC Column(2): CLPPestII ID: 0.53 (MM)

ANALYTE	PEAK	RT	RT WINDOW		CONCENTRATION		%D
			FROM	TO	PEAK	MEAN	
Aroclor-1248	1	4.677	4.603	4.743	317.6871	346.984660	
	2	5.273	5.197	5.337	336.6476		
COLUMN 1	3	5.463	5.389	5.529	386.6193		
	4						
	5						
COLUMN 2	1	5.671	5.597	5.737	296.6023	324.664034	6.9
	2	5.996	5.922	6.062	353.4638		
	3	6.262	6.188	6.328	323.9260		
	4						
	5						
Aroclor-1254	1	5.862	5.791	5.931	192.0994	173.787330	
	2	6.163	6.090	6.230	183.8635		
COLUMN 1	3	6.709	6.615	6.755	145.3991		
	4						
	5						
COLUMN 2	1	6.206	6.127	6.267	202.2067	182.838398	5.2
	2	6.753	6.680	6.820	172.0114		
	3	7.029	6.956	7.096	174.2970		
	4						
	5						

At least 3 peaks for each column are required for identification of multicomponent analytes

PRELIMINARY

10C - FORM X ARO  
IDENTIFICATION SUMMARY  
FOR MULTICOMPONENT ANALYTES

EPA SAMPLE NO.

E3NN0

Lab Name: MITKEM LABORATORIES Contract: EP-W-05-030  
 Lab Code: MITKEM Case No.: 38897 Mod. Ref No.: SDG No.: E3NK0  
 Lab Sample ID: H1627-10A Date(s) Analyzed: 08/23/2009 08/23/2009  
 Instrument ID (1): E3 Instrument ID (2): E3  
 GC Column(1): CLPPest ID: 0.53 (mm) GC Column(2): CLPPestII ID: 0.53 (MM)

ANALYTE	PEAK	RT	RT WINDOW		CONCENTRATION		%D
			FROM	TO	PEAK	MEAN	
Aroclor-1248	1	4.678	4.603	4.743	870.5638	1089.928359	
	2	5.274	5.197	5.337	1105.9836		
COLUMN 1	3	5.463	5.389	5.529	1293.2377		
	4						
	5						
COLUMN 2	1	5.671	5.597	5.737	956.2334		
	2	5.996	5.922	6.062	1160.8567		
	3	6.263	6.188	6.328	1102.6483		
	4						
	5						
Aroclor-1254	1	5.864	5.791	5.931	664.1538	624.575506	
	2	6.164	6.090	6.230	706.9632		
COLUMN 1	3	6.691	6.615	6.755	502.6095		
	4						
	5						
COLUMN 2	1	6.202	6.127	6.267	607.4554		
	2	6.753	6.680	6.820	623.4828		
	3	7.030	6.956	7.096	679.1122		
	4						
	5						
Aroclor-1260	1	6.393	6.296	6.436	818.5357	351.396063	
	2	7.506	7.434	7.574	102.1348		
COLUMN 1	3	7.871	7.799	7.939	133.5177		
	4						
	5						
COLUMN 2	1	7.720	7.649	7.789	493.4121		
	2	8.578	8.507	8.647	115.2535		
	3	9.093	9.020	9.160	117.5873		
	4						
	5						
					242.084301	45.2	

At least 3 peaks for each column are required for identification of multicomponent analytes

**PRELIMINARY**

10C - FORM X ARO  
IDENTIFICATION SUMMARY  
FOR MULTICOMPONENT ANALYTES

EPA SAMPLE NO.

E3NN0DL

Lab Name: MITKEM LABORATORIES Contract: EP-W-05-030  
 Lab Code: MITKEM Case No.: 38897 Mod. Ref No.: SDG No.: E3NK0  
 Lab Sample ID: H1627-10ADL Date(s) Analyzed: 08/24/2009 08/24/2009  
 Instrument ID (1): E3 Instrument ID (2): E3  
 GC Column(1): CLPPest ID: 0.53 (mm) GC Column(2): CLPPestII ID: 0.53 (MM)

ANALYTE	PEAK	RT	RT WINDOW		CONCENTRATION		%D
			FROM	TO	PEAK	MEAN	
Aroclor-1248	1	4.678	4.603	4.743	1210.9115	1381.354753	
	2	5.275	5.197	5.337	1347.4980		
COLUMN 1	3	5.464	5.389	5.529	1585.6547		
	4						
	5						
COLUMN 2	1	5.673	5.597	5.737	1122.2706		
	2	5.998	5.922	6.062	1405.0106		
	3	6.266	6.188	6.328	1258.6706		
	4						
	5						
					1261.983940	9.5	
Aroclor-1254	1	5.867	5.791	5.931	786.2162	727.507495	
	2	6.166	6.090	6.230	818.5373		
COLUMN 1	3	6.692	6.615	6.755	577.7689		
	4						
	5						
COLUMN 2	1	6.203	6.127	6.267	701.7566		
	2	6.755	6.680	6.820	723.6161		
	3	7.032	6.956	7.096	797.6959		
	4						
	5						
					741.022846	1.9	

At least 3 peaks for each column are required for identification of multicomponent analytes

PRELIMINARY

10C - FORM X ARO  
 IDENTIFICATION SUMMARY  
 FOR MULTICOMPONENT ANALYTES

EPA SAMPLE NO.

E3NN1

Lab Name: MITKEM LABORATORIES Contract: EP-W-05-030  
 Lab Code: MITKEM Case No.: 38897 Mod. Ref No.: SDG No.: E3NK0  
 Lab Sample ID: H1627-11A Date(s) Analyzed: 08/23/2009 08/23/2009  
 Instrument ID (1): E3 Instrument ID (2): E3  
 GC Column(1): CLPPest ID: 0.53 (mm) GC Column(2): CLPPestII ID: 0.53 (MM)

ANALYTE	PEAK	RT	RT WINDOW		CONCENTRATION		%D
			FROM	TO	PEAK	MEAN	
Aroclor-1248	1	4.670	4.603	4.743	69.0019	89.437220	
	2	5.254	5.197	5.337	66.2192		
COLUMN 1	3	5.459	5.389	5.529	133.0905		
	4						
	5						
COLUMN 2	1	5.673	5.597	5.737	39.1545	66.146126	35.2
	2	5.997	5.922	6.062	89.1645		
	3	6.269	6.188	6.328	70.1194		
	4						
	5						
Aroclor-1254	1	5.867	5.791	5.931	91.6504	91.851352	
	2	6.166	6.090	6.230	99.2323		
COLUMN 1	3	6.692	6.615	6.755	84.6713		
	4						
	5						
COLUMN 2	1	6.212	6.127	6.267	108.2262	93.222117	1.5
	2	6.755	6.680	6.820	82.1235		
	3	7.032	6.956	7.096	89.3167		
	4						
	5						

At least 3 peaks for each column are required for identification of multicomponent analytes

PRELIMINARY





Contract Laboratory Program

### Sample Delivery Group (SDG)

#### Cover Sheet

SDG Number E3NK0

Laboratory Name	<u>Mitkem Laboratories</u>	Lab Code	<u>MITKEM</u>
Contract No.	<u>EP-W-05-030</u>	Case No.	<u>38897</u>
Analysis Price	<u>\$437</u>	SDG Turnaround	<u>21 days with PR</u>

#### EPA Sample Numbers in SDG (Listed in Numerical Order)

01) E3NK0	08) E3NK7	15) E3NL2	22) E3NN6
02) E3NK1	09) E3NK7MS	16) E3NM7	/
03) E3NK2	10) E3NK7MSD	17) E3NM8	
04) E3NK3	11) E3NK8	18) E3NM9	
05) E3NK4	12) E3NK9	19) E3NN0	
06) E3NK5	13) E3NLO	20) E3NN1	
07) E3NK6	14) E3NL1	21) E3NN2	

First Sample in SDG

E3NK0

Last Sample in SDG

E3NN6

First Sample Receipt Date

08/22/2009

Last Sample Receipt Date

08/22/2009

Note: There are a maximum of 20 field samples [excluding Performance Evaluation (PE) samples in an SDG. Attach the TR/COC Records to this form in alphanumeric order (the order listed above on this form).

Signature

*Agustin Huntley*

Date 08/24/2009

Modified Analysis 1760.0



**USEPA Contract Laboratory Program  
Organic Traffic Report & Chain of Custody Record**

Case No: 38897  
DAS No: 09CK15  
SDG No: E3NK0

**For Lab Use Only**

Lab Contract No: EP-W-05-030  
Unit Price: \$ 437  
Transfer To: -  
Lab Contract No: -  
Unit Price: -

Chain of Custody Record	
Relinquished By	Sampler Received By
(Date / Time)	(Date / Time)
1 [Signature] 8/21/09 17:45	[Signature] 8/21/09 9:00
2 [Signature]	
3 [Signature]	
4 [Signature]	

ORGANIC SAMPLE No.	MATRIX/ SAMPLER	CONC/ TYPE	ANALYSIS/ TURNOVER	TAG No./ PRESERVATIVE/ Bottles	STATION LOCATION	SAMPLE COLLECT DATE/TIME	FOR LAB USE ONLY SAMPLE No.
01 E3NK0	Soil/Sediment/ Greene, Raddeman Hodach, Unger, Shekoski	L/G	PAHs (21), PCBs (sed) (21)	5C-118009 (Ice Only), 5C-118010 (Ice Only) (2)	KK-SD043-A	S: 8/21/2009 9:20	OK
02 E3NK1	Soil/Sediment/ Greene, Raddeman Hodach, Unger, Shekoski	L/G	PAHs (21), PCBs (sed) (21)	5C-118011 (Ice Only), 5C-118012 (Ice Only) (2)	KK-SD043-B	S: 8/21/2009 9:22	
03 E3NK2	Soil/Sediment/ Greene, Raddeman Hodach, Unger, Shekoski	L/G	PAHs (21), PCBs (sed) (21)	5C-118013 (Ice Only), 5C-118014 (Ice Only) (2)	KK-SD043-C1	S: 8/21/2009 9:24	
04 E3NK3	Soil/Sediment/ Greene, Raddeman Hodach, Unger, Shekoski	L/G	PAHs (21), PCBs (sed) (21)	5C-118015 (Ice Only), 5C-118016 (Ice Only) (2)	KK-SD043-C2	S: 8/21/2009 9:26	
05 E3NK4	Soil/Sediment/ Greene, Raddeman Hodach, Unger, Shekoski	L/G	PAHs (21), PCBs (sed) (21)	5C-118017 (Ice Only), 5C-118018 (Ice Only) (2)	KK-SD043-C3	S: 8/21/2009 9:30	
06 E3NK5	Soil/Sediment/ Greene, Raddeman Hodach, Unger, Shekoski	L/G	PAHs (21), PCBs (sed) (21)	5C-118019 (Ice Only), 5C-118020 (Ice Only) (2)	KK-SD043-N	S: 8/21/2009 9:28	OK

Shipment for Case Complete?	Sample(s) to be used for laboratory QC:	Additional Sampler Signature(s):	Cooler Temperature Upon Receipt: 7°C	Chain of Custody Seal Number: 105481-105482
Analysis Key: PAHs = PAHs, PCBs (sed) = PCBs (sed)	Concentration: L = Low, M = Low/Medium, H = High	Type/Designate: Composite = C, Grab = G		Custody Seal Intact? <input checked="" type="checkbox"/> Shipment Iced? <input checked="" type="checkbox"/>



# USEPA Contract Laboratory Program Organic Traffic Report & Chain of Custody Record

Case No: 38897  
DAS No: 09CK15  
SDG No: E3NKD

**L**

Date Shipped: 8/21/2009		Sampler Signature: <i>[Signature]</i>	
Carrier Name: FedEx		Received By: <i>[Signature]</i>	
Airbill: 8638 3300 6395		(Date / Time)	
Shipped to: Spectrum Analytical 175 Metro Center Blvd. Warwick RI 02886 (401) 732-3400		8/21/09 18:00	
2		8/21/09 9:00	
3			
4			

**For Lab Use Only**  
Lab Contract No: EP-05-03D  
Unit Price: \$ 437  
Transfer To: -  
Lab Contract No: -  
Unit Price: -

ORGANIC SAMPLE No.	MATRIX/ SAMPLER	CONC/ TYPE	ANALYSIS/ TURNAROUND	TAG No./ PRESERVE TIME/ Bottles	STATION LOCATION	SAMPLE DATE/TIME	FOR LAB USE ONLY SAMPLE No.
13 E3NK6	Soil/Sediment/ Greene, Raddeman Hodach, Unger, Shekosi	L/G	PAHs (21), PCBs (sed) (21)	5C-118021 (Ice Only), 5C-118022 (Ice Only) (2)	KK-SD049-A	S: 8/21/2009 10:25	INORGANIC SAMPLE No. <b>OK</b>
14 E3NK7	Soil/Sediment/ Greene, Raddeman Hodach, Unger, Shekosi	L/G	PAHs (21), PCBs (sed) (21)	5C-118023 (Ice Only), 5C-118024 (Ice Only) (2)	KK-SD049-B	S: 8/21/2009 10:27	
15 E3NK8	Soil/Sediment/ Greene, Raddeman Hodach, Unger, Shekosi	L/G	PAHs (21), PCBs (sed) (21)	5C-118025 (Ice Only), 5C-118026 (Ice Only) (2)	KK-SD049-C1	S: 8/21/2009 10:29	
16 E3NK9	Soil/Sediment/ Greene, Raddeman Hodach, Unger, Shekosi	L/G	PAHs (21), PCBs (sed) (21)	5C-118027 (Ice Only), 5C-118028 (Ice Only) (2)	KK-SD049-C1-FD	S: 8/21/2009 10:33	
17 E3NL0	Soil/Sediment/ Greene, Raddeman Hodach, Unger, Shekosi	L/G	PAHs (21), PCBs (sed) (21)	5C-118029 (Ice Only), 5C-118030 (Ice Only) (2)	KK-SD049-C2	S: 8/21/2009 10:31	
18 E3NL1	Soil/Sediment/ Greene, Raddeman Hodach, Unger, Shekosi	L/G	PAHs (21), PCBs (sed) (21)	5C-118031 (Ice Only), 5C-118032 (Ice Only) (2)	KK-SD049-C3	S: 8/21/2009 10:35	

Shipment for Case Complete? <input checked="" type="checkbox"/>	Sample(s) to be used for laboratory QC: E3NK7, E3NL3	Additional Sampler Signature(s):	Cooler Temperature Upon Receipt: 6°C	Chain of Custody Seal Number: 105483-105484
Analysis Key: PAHs = PAHs, PCBs (sed) = PCBs (sed)	Concentration: L = Low, M = Low/Medium, H = High Type/Designate: Composite = C, Grab = G			Custody Seal Intact? <input checked="" type="checkbox"/> Shipment Iced? <input checked="" type="checkbox"/>



# USEPA Contract Laboratory Program Organic Traffic Report & Chain of Custody Record

<b>Case No:</b> 38897	<b>FOR LAB USE ONLY</b>
<b>DAS No:</b> 09CK15	
<b>SDG No:</b> E3NKL0	<b>L</b>
<b>For Lab Use Only</b>	
<b>Lab Contract No:</b> EP-W-05-030	
<b>Unit Price:</b> \$ 437	
<b>Transfer To:</b> —	
<b>Lab Contract No:</b> —	
<b>Unit Price:</b> —	

Chain of Custody Record		Sampler Signature	Received By	(Date / Time)
1	Relinquished By	(Date / Time)		
2	Signature	8/21/09 18:00	Agnar Huntley	8/22/09 9:00
3				
4				

ORGANIC SAMPLE No.	MATRIX/ SAMPLER	CONC/ TYPE	ANALYSIS/ TURNAROUND	TAG No./ PRESERVATIVE/ Bottles	STATION LOCATION	SAMPLE COLLECT DATE/TIME	FOR LAB USE ONLY SAMPLE No.	Sample Condition On Receipt
E3NL2	Soil/Sediment/ Greene, Raddeman Hodach, Unger, Shekoski	L/G	PAHs (21), PCBs (sed) (21)	5C-118033 (Ice Only), 5C-118034 (Ice Only) (2)	KK-SD049-N	S: 8/21/2009 10:37		OK
E3NL3	Soil/Sediment/ Greene, Raddeman Hodach, Unger, Shekoski	L/G	PAHs (21), PCBs (sed) (21)	5C-118046 (Ice Only), 5C-118047 (Ice Only) (2)	KK-SD044-A	S: 8/21/2009 14:20		
E3NL4	Soil/Sediment/ Greene, Raddeman Hodach, Unger, Shekoski	L/G	PAHs (21), PCBs (sed) (21)	5C-118048 (Ice Only), 5C-118049 (Ice Only) (2)	KK-SD044-B	S: 8/21/2009 14:22		
E3NL5	Soil/Sediment/ Greene, Raddeman Hodach, Unger, Shekoski	L/G	PAHs (21), PCBs (sed) (21)	5C-118050 (Ice Only), 5C-118051 (Ice Only) (2)	KK-SD044-C1	S: 8/21/2009 14:24		
E3NL6	Soil/Sediment/ Greene, Raddeman Hodach, Unger, Shekoski	L/G	PAHs (21), PCBs (sed) (21)	5C-118052 (Ice Only), 5C-118053 (Ice Only) (2)	KK-SD044-C2	S: 8/21/2009 14:26		
E3NL7	Soil/Sediment/ Greene, Raddeman Hodach, Unger, Shekoski	L/G	PAHs (21), PCBs (sed) (21)	5C-118054 (Ice Only), 5C-118055 (Ice Only) (2)	KK-SD044-C3	S: 8/21/2009 14:28		

<b>Shipment for Case Complete?</b>	Sample(s) to be used for laboratory QC:	Additional Sampler Signature(s):	Cooler Temperature Upon Receipt:	Chain of Custody Seal Number:
	E3NK7, E3NL3		6°C	105483-105484
<b>Analysis Key:</b>	Concentration: L = Low, M = Low/Medium, H = High	Type/Designate: Composite = C, Grab = G	Custody Seal Intact?	Shipment Iced?
PAHs = PAHs, PCBs (sed) = PCBs (sed)			X	X



**USEPA Contract Laboratory Program  
Organic Traffic Report & Chain of Custody Record**

Date Shipped: 8/21/2009  
Carrier Name: FedEx  
Airbill: 8638 3300 6395  
Shipped to: Spectrum Analytical  
175 Metro Center Blvd.  
Warwick RI 02886  
(401) 732-3400

**Chain of Custody Record**

Relinquished By	(Date / Time)	Sampler Signature Received By	(Date / Time)
<i>[Signature]</i>	8/21/09 17:45	<i>[Signature]</i>	8/22/09 9:00
2			
3			
4			

Case No: 38897  
DAS No: 09CK15  
SDG No: E3NM7

**For Lab Use Only**

Lab Contract No: EP-W-05-030  
Unit Price: \$437  
Transfer To: -  
Lab Contract No: -  
Unit Price: -

FOR LAB USE ONLY  
INORGANIC SAMPLE No.  
Sample Condition On Receipt

ORGANIC SAMPLE No.	MATRIX/ SAMPLER	CONC/ TYPE	ANALYSIS/ TURNAROUND	TAG No./ PRESERVATIVE/ Bottles	STATION LOCATION	SAMPLE COLLECT DATE/TIME	FOR LAB USE ONLY SAMPLE No.
07 E3NM7	Soil/Sediment/ Greene, Raddeman Hodach, Unger, Shekoski	L/G	PAHs (21), PCBs (sed) (21)	5C-118074 (Ice Only), 5C-118075 (Ice Only) (2)	KK-SD048-A	S: 8/21/2009 13:40	OK
08 E3NM8	Soil/Sediment/ Greene, Raddeman Hodach, Unger, Shekoski	L/G	PAHs (21), PCBs (sed) (21)	5C-118076 (Ice Only), 5C-118077 (Ice Only) (2)	KK-SD048-B	S: 8/21/2009 13:42	
09 E3NM9	Soil/Sediment/ Greene, Raddeman Hodach, Unger, Shekoski	L/G	PAHs (21), PCBs (sed) (21)	5C-118078 (Ice Only), 5C-118079 (Ice Only) (2)	KK-SD048-C1	S: 8/21/2009 13:44	
10 E3N10	Soil/Sediment/ Greene, Raddeman Hodach, Unger, Shekoski	L/G	PAHs (21), PCBs (sed) (21)	5C-118080 (Ice Only), 5C-118081 (Ice Only) (2)	KK-SD048-C2	S: 8/21/2009 13:46	
11 E3N11	Soil/Sediment/ Greene, Raddeman Hodach, Unger, Shekoski	L/G	PAHs (21), PCBs (sed) (21)	5C-118082 (Ice Only), 5C-118083 (Ice Only) (2)	KK-SD048-C3	S: 8/21/2009 13:48	
12 E3N12	Soil/Sediment/ Greene, Raddeman Hodach, Unger, Shekoski	L/G	PAHs (21), PCBs (sed) (21)	5C-118084 (Ice Only), 5C-118085 (Ice Only) (2)	KK-SD048-N	S: 8/21/2009 13:50	OK

Shipment for Case Complete 7N	Sample(s) to be used for laboratory QC:	Additional Sampler Signature(s):	Cooler Temperature Upon Receipt: 7°C	Chain of Custody Seal Number: 105481-105482
Analysis Key: PAHs = PAHs, PCBs (sed) = PCBs (sed)	Concentration: L = Low, M = Low/Medium, H = High	Type/Designate: Composite = C, Grab = G	Custody Seal Intact? <input checked="" type="checkbox"/>	Shipment Iced? <input checked="" type="checkbox"/>



**USEPA Contract Laboratory Program  
Organic Traffic Report & Chain of Custody Record**

Case No: 38897  
DAS No: 09CK15  
SDG No: E3NLK0

**For Lab Use Only**

Lab Contract No: EP-W-05-030  
Unit Price: \$437  
Transfer To: \_\_\_\_\_  
Lab Contract No: \_\_\_\_\_  
Unit Price: \_\_\_\_\_

**Chain of Custody Record**

Relinquished By	(Date / Time)	Sampler Signature	Received By	(Date / Time)
<i>[Signature]</i>	8/21/09 18:00	<i>[Signature]</i>	<i>[Signature]</i>	8/22/09 9:00
2				
3				
4				

Date Shipped: 8/21/2009  
Carrier Name: FedEx  
Airbill: 8638 3300 6395  
Shipped to: Spectrum Analytical  
175 Metro Center Blvd.  
Warwick RI 02886  
(401) 732-3400

ORGANIC SAMPLE No.	MATRIX/ SAMPLER	CONC/ TYPE	ANALYSIS/ TURNAROUND	TAG No./ PRESERVATIVE/ Bottles	STATION LOCATION	SAMPLE COLLECT DATE/TIME	FOR LAB USE ONLY Sample Condition On Receipt
2D E3NN6	Soil/Sediment/ Greene, Raddeman Hodach, Unger, Shekoski	L/G	PAHs (21), PCBs (sed) (21)	5C-118092 (Ice Only), 5C-118093 (Ice Only) (2)	KK-SD050-N	S: 8/21/2009 12:06	OK

SDG - Final Sample

Shipment for Case Complete? N	Sample(s) to be used for laboratory QC: E3NIK7, E3NL3	Additional Sampler Signature(s):	Cooler Temperature Upon Receipt: 6°C	Chain of Custody Seal Number: 105483-105484
Analysis Key: PAHs = PAHs, PCBs (sed) = PCBs (sed)	Concentration: L = Low, M = Low/Medium, H = High Type/Designate: Composite = C, Grab = G			Custody Seal Intact? <input checked="" type="checkbox"/> Shipment Iced? <input checked="" type="checkbox"/>

1D - FORM I SV-1  
SEMIVOLATILE ORGANICS ANALYSIS DATA SHEET

EPA SAMPLE NO.

E3NK0

Lab Name: MITKEM LABORATORIES Contract: EP-W-05-030  
 Lab Code: MITKEM Case No.: 38897 Mod. Ref No.: 1760.0 SDG No.: E3NK0  
 Matrix: (SOIL/SED/WATER) SOIL Lab Sample ID: H1627-01A  
 Sample wt/vol: 30.1 (g/mL) G Lab File ID: S3F9364.D  
 Level: (LOW/MED) LOW Extraction: (Type) SONC  
 % Moisture: 40 Decanted: (Y/N) N Date Received: 08/22/2009  
 Concentrated Extract Volume: 500 (uL) Date Extracted: 08/22/2009  
 Injection Volume: 2.0 (uL) GPC Factor: 2.00 Date Analyzed: 08/24/2009  
 GPC Cleanup: (Y/N) Y pH: 7.5 Dilution Factor: 1.0

CAS NO.	COMPOUND	CONCENTRATION UNITS:		Q
		(ug/L or ug/Kg)	UG/KG	
91-20-3	Naphthalene		280	U
91-57-6	2-Methylnaphthalene		280	U
208-96-8	Acenaphthylene		280	U
83-32-9	Acenaphthene		76	J

PRELIMINARY

1E - FORM I SV-2  
SEMIVOLATILE ORGANICS ANALYSIS DATA SHEET

EPA SAMPLE NO.

E3NK0

Lab Name: MITKEM LABORATORIES Contract: EP-W-05-030  
 Lab Code: MITKEM Case No.: 38897 Mod. Ref No.: 1760.0 SDG No.: E3NK0  
 Matrix: (SOIL/SED/WATER) SOIL Lab Sample ID: H1627-01A  
 Sample wt/vol: 30.1 (g/mL) G Lab File ID: S3F9364.D  
 Level: (LOW/MED) LOW Extraction: (Type) SONC  
 % Moisture: 40 Decanted: (Y/N) N Date Received: 08/22/2009  
 Concentrated Extract Volume: 500 (uL) Date Extracted: 08/22/2009  
 Injection Volume: 2.0 (uL) GPC Factor: 2.00 Date Analyzed: 08/24/2009  
 GPC Cleanup: (Y/N) Y pH: 7.5 Dilution Factor: 1.0

CAS NO.	COMPOUND	CONCENTRATION UNITS:		Q
		(ug/L or ug/Kg)	UG/KG	
86-73-7	Fluorene		100	J
85-01-8	Phenanthrene		890	
120-12-7	Anthracene		210	J
206-44-0	Fluoranthene		1800	
129-00-0	Pyrene		1200	
56-55-3	Benzo(a)anthracene		720	
218-01-9	Chrysene		810	
205-99-2	Benzo(b)fluoranthene		820	
207-08-9	Benzo(k)fluoranthene		360	
50-32-8	Benzo(a)pyrene		590	
193-39-5	Indeno(1,2,3-cd)pyrene		310	
53-70-3	Dibenzo(a,h)anthracene		110	J
191-24-2	Benzo(g,h,i)perylene		330	

(1) Cannot be separated from Diphenylamine

PRELIMINARY



1D - FORM I SV-1  
SEMIVOLATILE ORGANICS ANALYSIS DATA SHEET

EPA SAMPLE NO.

E3NK1

Lab Name: MITKEM LABORATORIES Contract: EP-W-05-030  
 Lab Code: MITKEM Case No.: 38897 Mod. Ref No.: 1760.0 SDG No.: E3NK0  
 Matrix: (SOIL/SED/WATER) SOIL Lab Sample ID: H1627-02A  
 Sample wt/vol: 30.2 (g/mL) G Lab File ID: S3F9365.D  
 Level: (LOW/MED) LOW Extraction: (Type) SONC  
 % Moisture: 36 Decanted: (Y/N) N Date Received: 08/22/2009  
 Concentrated Extract Volume: 500 (uL) Date Extracted: 08/22/2009  
 Injection Volume: 2.0 (uL) GPC Factor: 2.00 Date Analyzed: 08/24/2009  
 GPC Cleanup: (Y/N) Y pH: 7.7 Dilution Factor: 1.0

CAS NO.	COMPOUND	CONCENTRATION UNITS:		Q
		(ug/L or ug/Kg)	UG/KG	
91-20-3	Naphthalene		260	U
91-57-6	2-Methylnaphthalene		260	U
208-96-8	Acenaphthylene		260	U
83-32-9	Acenaphthene		96	J

PRELIMINARY

1E - FORM I SV-2  
SEMIVOLATILE ORGANICS ANALYSIS DATA SHEET

EPA SAMPLE NO.

E3NK1

Lab Name: MITKEM LABORATORIES Contract: EP-W-05-030  
 Lab Code: MITKEM Case No.: 38897 Mod. Ref No.: 1760.0 SDG No.: E3NK0  
 Matrix: (SOIL/SED/WATER) SOIL Lab Sample ID: H1627-02A  
 Sample wt/vol: 30.2 (g/mL) G Lab File ID: S3F9365.D  
 Level: (LOW/MED) LOW Extraction: (Type) SONC  
 % Moisture: 36 Decanted: (Y/N) N Date Received: 08/22/2009  
 Concentrated Extract Volume: 500 (uL) Date Extracted: 08/22/2009  
 Injection Volume: 2.0 (uL) GPC Factor: 2.00 Date Analyzed: 08/24/2009  
 GPC Cleanup: (Y/N) Y pH: 7.7 Dilution Factor: 1.0

CAS NO.	COMPOUND	CONCENTRATION UNITS:		Q
		(ug/L or ug/Kg)	UG/KG	
86-73-7	Fluorene		130	J
85-01-8	Phenanthrene		1300	
120-12-7	Anthracene		270	
206-44-0	Fluoranthene		2500	
129-00-0	Pyrene		1800	
56-55-3	Benzo(a)anthracene		1000	
218-01-9	Chrysene		1300	
205-99-2	Benzo(b)fluoranthene		1100	
207-08-9	Benzo(k)fluoranthene		410	
50-32-8	Benzo(a)pyrene		850	
193-39-5	Indeno(1,2,3-cd)pyrene		500	
53-70-3	Dibenzo(a,h)anthracene		180	J
191-24-2	Benzo(g,h,i)perylene		530	

(1) Cannot be separated from Diphenylamine

PRELIMINARY

1D - FORM I SV-1  
SEMIVOLATILE ORGANICS ANALYSIS DATA SHEET

EPA SAMPLE NO.

E3NK2

Lab Name: MITKEM LABORATORIES Contract: EP-W-05-030  
 Lab Code: MITKEM Case No.: 38897 Mod. Ref No.: 1760.0 SDG No.: E3NK0  
 Matrix: (SOIL/SED/WATER) SOIL Lab Sample ID: H1627-03A  
 Sample wt/vol: 30.0 (g/mL) G Lab File ID: S3F9366.D  
 Level: (LOW/MED) LOW Extraction: (Type) SONC  
 % Moisture: 36 Decanted: (Y/N) N Date Received: 08/22/2009  
 Concentrated Extract Volume: 500 (uL) Date Extracted: 08/22/2009  
 Injection Volume: 2.0 (uL) GPC Factor: 2.00 Date Analyzed: 08/24/2009  
 GPC Cleanup: (Y/N) Y pH: 7.6 Dilution Factor: 1.0

CAS NO.	COMPOUND	CONCENTRATION UNITS:		Q
		(ug/L or ug/Kg)	UG/KG	
91-20-3	Naphthalene		270	U
91-57-6	2-Methylnaphthalene		270	U
208-96-8	Acenaphthylene		270	U
83-32-9	Acenaphthene		71	J

PRELIMINARY

1E - FORM I SV-2  
SEMIVOLATILE ORGANICS ANALYSIS DATA SHEET

EPA SAMPLE NO.

E3NK2

Lab Name: MITKEM LABORATORIES Contract: EP-W-05-030  
 Lab Code: MITKEM Case No.: 38897 Mod. Ref No.: 1760.0 SDG No.: E3NK0  
 Matrix: (SOIL/SED/WATER) SOIL Lab Sample ID: H1627-03A  
 Sample wt/vol: 30.0 (g/mL) G Lab File ID: S3F9366.D  
 Level: (LOW/MED) LOW Extraction: (Type) SONC  
 % Moisture: 36 Decanted: (Y/N) N Date Received: 08/22/2009  
 Concentrated Extract Volume: 500 (uL) Date Extracted: 08/22/2009  
 Injection Volume: 2.0 (uL) GPC Factor: 2.00 Date Analyzed: 08/24/2009  
 GPC Cleanup: (Y/N) Y pH: 7.6 Dilution Factor: 1.0

CAS NO.	COMPOUND	CONCENTRATION UNITS:		Q
		(ug/L or ug/Kg)	UG/KG	
86-73-7	Fluorene		94	J
85-01-8	Phenanthrene		1000	
120-12-7	Anthracene		190	J
206-44-0	Fluoranthene		2200	
129-00-0	Pyrene		1500	
56-55-3	Benzo(a)anthracene		820	
218-01-9	Chrysene		1100	
205-99-2	Benzo(b)fluoranthene		1200	
207-08-9	Benzo(k)fluoranthene		430	
50-32-8	Benzo(a)pyrene		780	
193-39-5	Indeno(1,2,3-cd)pyrene		460	
53-70-3	Dibenzo(a,h)anthracene		150	J
191-24-2	Benzo(g,h,i)perylene		490	

(1) Cannot be separated from Diphenylamine

PRELIMINARY

1D - FORM I SV-1  
SEMIVOLATILE ORGANICS ANALYSIS DATA SHEET

EPA SAMPLE NO.

E3NK3

Lab Name: MITKEM LABORATORIES Contract: EP-W-05-030  
 Lab Code: MITKEM Case No.: 38897 Mod. Ref No.: 1760.0 SDG No.: E3NK0  
 Matrix: (SOIL/SED/WATER) SOIL Lab Sample ID: H1627-04A  
 Sample wt/vol: 30.0 (g/mL) G Lab File ID: S3F9367.D  
 Level: (LOW/MED) LOW Extraction: (Type) SONC  
 % Moisture: 39 Decanted: (Y/N) N Date Received: 08/22/2009  
 Concentrated Extract Volume: 500 (uL) Date Extracted: 08/22/2009  
 Injection Volume: 2.0 (uL) GPC Factor: 2.00 Date Analyzed: 08/24/2009  
 GPC Cleanup: (Y/N) Y pH: 7.9 Dilution Factor: 1.0

CAS NO.	COMPOUND	CONCENTRATION UNITS:		Q
		(ug/L or ug/Kg)	UG/KG	
91-20-3	Naphthalene		280	U
91-57-6	2-Methylnaphthalene		280	U
208-96-8	Acenaphthylene		280	U
83-32-9	Acenaphthene		69	J

PRELIMINARY

1E - FORM I SV-2  
SEMIVOLATILE ORGANICS ANALYSIS DATA SHEET

EPA SAMPLE NO.

E3NK3

Lab Name: MITKEM LABORATORIES Contract: EP-W-05-030  
 Lab Code: MITKEM Case No.: 38897 Mod. Ref No.: 1760.0 SDG No.: E3NK0  
 Matrix: (SOIL/SED/WATER) SOIL Lab Sample ID: H1627-04A  
 Sample wt/vol: 30.0 (g/mL) G Lab File ID: S3F9367.D  
 Level: (LOW/MED) LOW Extraction: (Type) SONC  
 % Moisture: 39 Decanted: (Y/N) N Date Received: 08/22/2009  
 Concentrated Extract Volume: 500 (uL) Date Extracted: 08/22/2009  
 Injection Volume: 2.0 (uL) GPC Factor: 2.00 Date Analyzed: 08/24/2009  
 GPC Cleanup: (Y/N) Y pH: 7.9 Dilution Factor: 1.0

CAS NO.	COMPOUND	CONCENTRATION UNITS:		Q
		(ug/L or ug/Kg)	UG/KG	
86-73-7	Fluorene		89	J
85-01-8	Phenanthrene		880	
120-12-7	Anthracene		200	J
206-44-0	Fluoranthene		1800	
129-00-0	Pyrene		1400	
56-55-3	Benzo(a)anthracene		730	
218-01-9	Chrysene		820	
205-99-2	Benzo(b)fluoranthene		850	
207-08-9	Benzo(k)fluoranthene		350	
50-32-8	Benzo(a)pyrene		640	
193-39-5	Indeno(1,2,3-cd)pyrene		370	
53-70-3	Dibenzo(a,h)anthracene		120	J
191-24-2	Benzo(g,h,i)perylene		400	

(1) Cannot be separated from Diphenylamine

PRELIMINARY

SOM01.2 (6/2007)

1D - FORM I SV-1  
SEMIVOLATILE ORGANICS ANALYSIS DATA SHEET

EPA SAMPLE NO.

E3NK4

Lab Name: MITKEM LABORATORIES Contract: EP-W-05-030  
 Lab Code: MITKEM Case No.: 38897 Mod. Ref No.: 1760.0 SDG No.: E3NK0  
 Matrix: (SOIL/SED/WATER) SOIL Lab Sample ID: H1627-05A  
 Sample wt/vol: 30.3 (g/mL) G Lab File ID: S3F9368.D  
 Level: (LOW/MED) LOW Extraction: (Type) SONC  
 % Moisture: 34 Decanted: (Y/N) N Date Received: 08/22/2009  
 Concentrated Extract Volume: 500 (uL) Date Extracted: 08/22/2009  
 Injection Volume: 2.0 (uL) GPC Factor: 2.00 Date Analyzed: 08/24/2009  
 GPC Cleanup: (Y/N) Y pH: 7.9 Dilution Factor: 1.0

CAS NO.	COMPOUND	CONCENTRATION UNITS:		Q
		(ug/L or ug/Kg)	UG/KG	
91-20-3	Naphthalene		69	J
91-57-6	2-Methylnaphthalene		260	U
208-96-8	Acenaphthylene		260	U
83-32-9	Acenaphthene		260	U

PRELIMINARY

1E - FORM I SV-2  
SEMIVOLATILE ORGANICS ANALYSIS DATA SHEET

EPA SAMPLE NO.

E3NK4

Lab Name: MITKEM LABORATORIES Contract: EP-W-05-030  
 Lab Code: MITKEM Case No.: 38897 Mod. Ref No.: 1760.0 SDG No.: E3NK0  
 Matrix: (SOIL/SED/WATER) SOIL Lab Sample ID: H1627-05A  
 Sample wt/vol: 30.3 (g/mL) G Lab File ID: S3F9368.D  
 Level: (LOW/MED) LOW Extraction: (Type) SONC  
 % Moisture: 34 Decanted: (Y/N) N Date Received: 08/22/2009  
 Concentrated Extract Volume: 500 (uL) Date Extracted: 08/22/2009  
 Injection Volume: 2.0 (uL) GPC Factor: 2.00 Date Analyzed: 08/24/2009  
 GPC Cleanup: (Y/N) Y pH: 7.9 Dilution Factor: 1.0

CAS NO.	COMPOUND	CONCENTRATION UNITS:		Q
		(ug/L or ug/Kg)	UG/KG	
86-73-7	Fluorene		260	U
85-01-8	Phenanthrene		240	J
120-12-7	Anthracene		260	U
206-44-0	Fluoranthene		310	
129-00-0	Pyrene		270	
56-55-3	Benzo(a)anthracene		130	J
218-01-9	Chrysene		150	J
205-99-2	Benzo(b)fluoranthene		160	J
207-08-9	Benzo(k)fluoranthene		51	J
50-32-8	Benzo(a)pyrene		120	J
193-39-5	Indeno(1,2,3-cd)pyrene		70	J
53-70-3	Dibenzo(a,h)anthracene		260	U
191-24-2	Benzo(g,h,i)perylene		84	J

(1) Cannot be separated from Diphenylamine

**PRELIMINARY**

SOM01.2 (6/2007)



1D - FORM I SV-1  
SEMIVOLATILE ORGANICS ANALYSIS DATA SHEET

EPA SAMPLE NO.

E3NK5

Lab Name: MITKEM LABORATORIES Contract: EP-W-05-030  
 Lab Code: MITKEM Case No.: 38897 Mod. Ref No.: 1760.0 SDG No.: E3NK0  
 Matrix: (SOIL/SED/WATER) SOIL Lab Sample ID: H1627-06A  
 Sample wt/vol: 30.2 (g/mL) G Lab File ID: S3F9369.D  
 Level: (LOW/MED) LOW Extraction: (Type) SONC  
 % Moisture: 43 Decanted: (Y/N) N Date Received: 08/22/2009  
 Concentrated Extract Volume: 500 (uL) Date Extracted: 08/22/2009  
 Injection Volume: 2.0 (uL) GPC Factor: 2.00 Date Analyzed: 08/24/2009  
 GPC Cleanup: (Y/N) Y pH: 7.6 Dilution Factor: 1.0

CAS NO.	COMPOUND	CONCENTRATION UNITS:		Q
		(ug/L or ug/Kg)	UG/KG	
91-20-3	Naphthalene		300	U
91-57-6	2-Methylnaphthalene		300	U
208-96-8	Acenaphthylene		300	U
83-32-9	Acenaphthene		300	U

PRELIMINARY

1E - FORM I SV-2  
SEMIVOLATILE ORGANICS ANALYSIS DATA SHEET

EPA SAMPLE NO.

E3NK5

Lab Name: MITKEM LABORATORIES Contract: EP-W-05-030  
 Lab Code: MITKEM Case No.: 38897 Mod. Ref No.: 1760.0 SDG No.: E3NK0  
 Matrix: (SOIL/SED/WATER) SOIL Lab Sample ID: H1627-06A  
 Sample wt/vol: 30.2 (g/mL) G Lab File ID: S3F9369.D  
 Level: (LOW/MED) LOW Extraction: (Type) SONC  
 % Moisture: 43 Decanted: (Y/N) N Date Received: 08/22/2009  
 Concentrated Extract Volume: 500 (uL) Date Extracted: 08/22/2009  
 Injection Volume: 2.0 (uL) GPC Factor: 2.00 Date Analyzed: 08/24/2009  
 GPC Cleanup: (Y/N) Y pH: 7.6 Dilution Factor: 1.0

CAS NO.	COMPOUND	CONCENTRATION UNITS:	
		(ug/L or ug/Kg)	UG/KG
86-73-7	Fluorene	300	U
85-01-8	Phenanthrene	300	U
120-12-7	Anthracene	300	U
206-44-0	Fluoranthene	300	U
129-00-0	Pyrene	300	U
56-55-3	Benzo(a)anthracene	300	U
218-01-9	Chrysene	300	U
205-99-2	Benzo(b)fluoranthene	300	U
207-08-9	Benzo(k)fluoranthene	300	U
50-32-8	Benzo(a)pyrene	300	U
193-39-5	Indeno(1,2,3-cd)pyrene	300	U
53-70-3	Dibenzo(a,h)anthracene	300	U
191-24-2	Benzo(g,h,i)perylene	300	U

(1) Cannot be separated from Diphenylamine

PRELIMINARY

1D - FORM I SV-1  
SEMIVOLATILE ORGANICS ANALYSIS DATA SHEET

EPA SAMPLE NO.

E3NK6

Lab Name: MITKEM LABORATORIES Contract: EP-W-05-030  
 Lab Code: MITKEM Case No.: 38897 Mod. Ref No.: 1760.0 SDG No.: E3NK0  
 Matrix: (SOIL/SED/WATER) SOIL Lab Sample ID: H1627-13A  
 Sample wt/vol: 30.0 (g/mL) G Lab File ID: S3F9376.D  
 Level: (LOW/MED) LOW Extraction: (Type) SONC  
 % Moisture: 38 Decanted: (Y/N) N Date Received: 08/22/2009  
 Concentrated Extract Volume: 500 (uL) Date Extracted: 08/22/2009  
 Injection Volume: 2.0 (uL) GPC Factor: 2.00 Date Analyzed: 08/25/2009  
 GPC Cleanup: (Y/N) Y pH: 7.6 Dilution Factor: 1.0

CAS NO.	COMPOUND	CONCENTRATION UNITS:	
		(ug/L or ug/Kg)	UG/KG
91-20-3	Naphthalene	270	U
91-57-6	2-Methylnaphthalene	270	U
208-96-8	Acenaphthylene	270	U
83-32-9	Acenaphthene	270	U

PRELIMINARY

SOM01.2 (6/2007)

1E - FORM I SV-2  
SEMIVOLATILE ORGANICS ANALYSIS DATA SHEET

EPA SAMPLE NO.

E3NK6

Lab Name: MITKEM LABORATORIES Contract: EP-W-05-030  
 Lab Code: MITKEM Case No.: 38897 Mod. Ref No.: 1760.0 SDG No.: E3NK0  
 Matrix: (SOIL/SED/WATER) SOIL Lab Sample ID: H1627-13A  
 Sample wt/vol: 30.0 (g/mL) G Lab File ID: S3F9376.D  
 Level: (LOW/MED) LOW Extraction: (Type) SONC  
 % Moisture: 38 Decanted: (Y/N) N Date Received: 08/22/2009  
 Concentrated Extract Volume: 500 (uL) Date Extracted: 08/22/2009  
 Injection Volume: 2.0 (uL) GPC Factor: 2.00 Date Analyzed: 08/25/2009  
 GPC Cleanup: (Y/N) Y pH: 7.6 Dilution Factor: 1.0

CAS NO.	COMPOUND	CONCENTRATION UNITS:		Q
		(ug/L or ug/Kg)	UG/KG	
86-73-7	Fluorene		56	J
85-01-8	Phenanthrene		470	
120-12-7	Anthracene		98	J
206-44-0	Fluoranthene		750	
129-00-0	Pyrene		530	
56-55-3	Benzo(a)anthracene		240	J
218-01-9	Chrysene		330	
205-99-2	Benzo(b)fluoranthene		300	
207-08-9	Benzo(k)fluoranthene		170	J
50-32-8	Benzo(a)pyrene		230	J
193-39-5	Indeno(1,2,3-cd)pyrene		130	J
53-70-3	Dibenzo(a,h)anthracene		270	U
191-24-2	Benzo(g,h,i)perylene		130	J

(1) Cannot be separated from Diphenylamine

PRELIMINARY

SOM01.2 (6/2007)

1D - FORM I SV-1  
SEMIVOLATILE ORGANICS ANALYSIS DATA SHEET

EPA SAMPLE NO.

E3NK7

Lab Name: MITKEM LABORATORIES Contract: EP-W-05-030  
 Lab Code: MITKEM Case No.: 38897 Mod. Ref No.: 1760.0 SDG No.: E3NK0  
 Matrix: (SOIL/SED/WATER) SOIL Lab Sample ID: H1627-14A  
 Sample wt/vol: 30.2 (g/mL) G Lab File ID: S3F9377.D  
 Level: (LOW/MED) LOW Extraction: (Type) SONC  
 % Moisture: 27 Decanted: (Y/N) N Date Received: 08/22/2009  
 Concentrated Extract Volume: 500 (uL) Date Extracted: 08/22/2009  
 Injection Volume: 2.0 (uL) GPC Factor: 2.00 Date Analyzed: 08/25/2009  
 GPC Cleanup: (Y/N) Y pH: 7.4 Dilution Factor: 1.0

CAS NO.	COMPOUND	CONCENTRATION UNITS:		Q
		(ug/L or ug/Kg)	UG/KG	
91-20-3	Naphthalene		230	U
91-57-6	2-Methylnaphthalene		230	U
208-96-8	Acenaphthylene		230	U
83-32-9	Acenaphthene		47	J

PRELIMINARY

1E - FORM I SV-2  
SEMIVOLATILE ORGANICS ANALYSIS DATA SHEET

EPA SAMPLE NO.

E3NK7

Lab Name: MITKEM LABORATORIES Contract: EP-W-05-030  
 Lab Code: MITKEM Case No.: 38897 Mod. Ref No.: 1760.0 SDG No.: E3NK0  
 Matrix: (SOIL/SED/WATER) SOIL Lab Sample ID: H1627-14A  
 Sample wt/vol: 30.2 (g/mL) G Lab File ID: S3F9377.D  
 Level: (LOW/MED) LOW Extraction: (Type) SONC  
 % Moisture: 27 Decanted: (Y/N) N Date Received: 08/22/2009  
 Concentrated Extract Volume: 500 (uL) Date Extracted: 08/22/2009  
 Injection Volume: 2.0 (uL) GPC Factor: 2.00 Date Analyzed: 08/25/2009  
 GPC Cleanup: (Y/N) Y pH: 7.4 Dilution Factor: 1.0

CAS NO.	COMPOUND	CONCENTRATION UNITS:		Q
		(ug/L or ug/Kg)	UG/KG	
86-73-7	Fluorene		59	J
85-01-8	Phenanthrene		510	
120-12-7	Anthracene		97	J
206-44-0	Fluoranthene		890	
129-00-0	Pyrene		640	
56-55-3	Benzo(a)anthracene		280	
218-01-9	Chrysene		400	
205-99-2	Benzo(b)fluoranthene		400	
207-08-9	Benzo(k)fluoranthene		170	J
50-32-8	Benzo(a)pyrene		280	
193-39-5	Indeno(1,2,3-cd)pyrene		170	J
53-70-3	Dibenzo(a,h)anthracene		52	J
191-24-2	Benzo(g,h,i)perylene		150	J

(1) Cannot be separated from Diphenylamine

PRELIMINARY

1D - FORM I SV-1  
SEMIVOLATILE ORGANICS ANALYSIS DATA SHEET

EPA SAMPLE NO.

E3NK7MS

Lab Name: MITKEM LABORATORIES Contract: EP-W-05-030  
 Lab Code: MITKEM Case No.: 38897 Mod. Ref No.: 1760.0 SDG No.: E3NK0  
 Matrix: (SOIL/SED/WATER) SOIL Lab Sample ID: H1627-14AMS  
 Sample wt/vol: 30.1 (g/mL) G Lab File ID: S3F9378.D  
 Level: (LOW/MED) LOW Extraction: (Type) SONC  
 % Moisture: 27 Decanted: (Y/N) N Date Received: 08/22/2009  
 Concentrated Extract Volume: 500 (uL) Date Extracted: 08/22/2009  
 Injection Volume: 2.0 (uL) GPC Factor: 2.00 Date Analyzed: 08/25/2009  
 GPC Cleanup: (Y/N) Y pH: 7.4 Dilution Factor: 1.0

CAS NO.	COMPOUND	CONCENTRATION UNITS:	
		(ug/L or ug/Kg)	UG/KG
91-20-3	Naphthalene	230	U
91-57-6	2-Methylnaphthalene	230	U
208-96-8	Acenaphthylene	230	U
83-32-9	Acenaphthene	1400	

PRELIMINARY

1E - FORM I SV-2  
SEMIVOLATILE ORGANICS ANALYSIS DATA SHEET

EPA SAMPLE NO.

E3NK7MS

Lab Name: MITKEM LABORATORIES Contract: EP-W-05-030  
 Lab Code: MITKEM Case No.: 38897 Mod. Ref No.: 1760.0 SDG No.: E3NK0  
 Matrix: (SOIL/SED/WATER) SOIL Lab Sample ID: H1627-14AMS  
 Sample wt/vol: 30.1 (g/mL) G Lab File ID: S3F9378.D  
 Level: (LOW/MED) LOW Extraction: (Type) SONC  
 % Moisture: 27 Decanted: (Y/N) N Date Received: 08/22/2009  
 Concentrated Extract Volume: 500 (uL) Date Extracted: 08/22/2009  
 Injection Volume: 2.0 (uL) GPC Factor: 2.00 Date Analyzed: 08/25/2009  
 GPC Cleanup: (Y/N) Y pH: 7.4 Dilution Factor: 1.0

CAS NO.	COMPOUND	CONCENTRATION UNITS:		Q
		(ug/L or ug/Kg)	UG/KG	
86-73-7	Fluorene		230	U
85-01-8	Phenanthrene		330	
120-12-7	Anthracene		65	J
206-44-0	Fluoranthene		640	
129-00-0	Pyrene		1600	
56-55-3	Benzo(a)anthracene		210	J
218-01-9	Chrysene		310	
205-99-2	Benzo(b)fluoranthene		280	
207-08-9	Benzo(k)fluoranthene		150	J
50-32-8	Benzo(a)pyrene		210	J
193-39-5	Indeno(1,2,3-cd)pyrene		130	J
53-70-3	Dibenzo(a,h)anthracene		230	U
191-24-2	Benzo(g,h,i)perylene		110	J

(1) Cannot be separated from Diphenylamine

PRELIMINARY



1D - FORM I SV-1  
SEMIVOLATILE ORGANICS ANALYSIS DATA SHEET

EPA SAMPLE NO.

E3NK7MSD

Lab Name: MITKEM LABORATORIES Contract: EP-W-05-030  
 Lab Code: MITKEM Case No.: 38897 Mod. Ref No.: 1760.0 SDG No.: E3NK0  
 Matrix: (SOIL/SED/WATER) SOIL Lab Sample ID: H1627-14AMSD  
 Sample wt/vol: 30.0 (g/mL) G Lab File ID: S3F9379.D  
 Level: (LOW/MED) LOW Extraction: (Type) SONC  
 % Moisture: 27 Decanted: (Y/N) N Date Received: 08/22/2009  
 Concentrated Extract Volume: 500 (uL) Date Extracted: 08/22/2009  
 Injection Volume: 2.0 (uL) GPC Factor: 2.00 Date Analyzed: 08/25/2009  
 GPC Cleanup: (Y/N) Y pH: 7.4 Dilution Factor: 1.0

CAS NO.	COMPOUND	CONCENTRATION UNITS:	
		(ug/L or ug/Kg)	UG/KG
91-20-3	Naphthalene	230	U
91-57-6	2-Methylnaphthalene	230	U
208-96-8	Acenaphthylene	230	U
83-32-9	Acenaphthene	1300	

PRELIMINARY

1E - FORM I SV-2  
SEMIVOLATILE ORGANICS ANALYSIS DATA SHEET

EPA SAMPLE NO.

E3NK7MSD

Lab Name: MITKEM LABORATORIES Contract: EP-W-05-030  
 Lab Code: MITKEM Case No.: 38897 Mod. Ref No.: 1760.0 SDG No.: E3NK0  
 Matrix: (SOIL/SED/WATER) SOIL Lab Sample ID: H1627-14AMSD  
 Sample wt/vol: 30.0 (g/mL) G Lab File ID: S3F9379.D  
 Level: (LOW/MED) LOW Extraction: (Type) SONC  
 % Moisture: 27 Decanted: (Y/N) N Date Received: 08/22/2009  
 Concentrated Extract Volume: 500 (uL) Date Extracted: 08/22/2009  
 Injection Volume: 2.0 (uL) GPC Factor: 2.00 Date Analyzed: 08/25/2009  
 GPC Cleanup: (Y/N) Y pH: 7.4 Dilution Factor: 1.0

CAS NO.	COMPOUND	CONCENTRATION UNITS:		Q
		(ug/L or ug/Kg)	UG/KG	
86-73-7	Fluorene		47	J
85-01-8	Phenanthrene		430	
120-12-7	Anthracene		84	J
206-44-0	Fluoranthene		810	
129-00-0	Pyrene		1700	
56-55-3	Benzo(a)anthracene		280	
218-01-9	Chrysene		380	
205-99-2	Benzo(b)fluoranthene		400	
207-08-9	Benzo(k)fluoranthene		140	J
50-32-8	Benzo(a)pyrene		270	
193-39-5	Indeno(1,2,3-cd)pyrene		170	J
53-70-3	Dibenzo(a,h)anthracene		56	J
191-24-2	Benzo(g,h,i)perylene		140	J

(1) Cannot be separated from Diphenylamine

PRELIMINARY

1D - FORM I SV-1  
SEMIVOLATILE ORGANICS ANALYSIS DATA SHEET

EPA SAMPLE NO.

E3NK8

Lab Name: MITKEM LABORATORIES Contract: EP-W-05-030  
 Lab Code: MITKEM Case No.: 38897 Mod. Ref No.: 1760.0 SDG No.: E3NK0  
 Matrix: (SOIL/SED/WATER) SOIL Lab Sample ID: H1627-15A  
 Sample wt/vol: 30.3 (g/mL) G Lab File ID: S3F9380.D  
 Level: (LOW/MED) LOW Extraction: (Type) SONC  
 % Moisture: 35 Decanted: (Y/N) N Date Received: 08/22/2009  
 Concentrated Extract Volume: 500 (uL) Date Extracted: 08/22/2009  
 Injection Volume: 2.0 (uL) GPC Factor: 2.00 Date Analyzed: 08/25/2009  
 GPC Cleanup: (Y/N) Y pH: 7.6 Dilution Factor: 1.0

CAS NO.	COMPOUND	CONCENTRATION UNITS:		Q
		(ug/L or ug/Kg)	UG/KG	
91-20-3	Naphthalene		260	U
91-57-6	2-Methylnaphthalene		260	U
208-96-8	Acenaphthylene		260	U
83-32-9	Acenaphthene		62	J

PRELIMINARY

1E - FORM I SV-2  
SEMIVOLATILE ORGANICS ANALYSIS DATA SHEET

EPA SAMPLE NO.

E3NK8

Lab Name: MITKEM LABORATORIES Contract: EP-W-05-030  
 Lab Code: MITKEM Case No.: 38897 Mod. Ref No.: 1760.0 SDG No.: E3NK0  
 Matrix: (SOIL/SED/WATER) SOIL Lab Sample ID: H1627-15A  
 Sample wt/vol: 30.3 (g/mL) G Lab File ID: S3F9380.D  
 Level: (LOW/MED) LOW Extraction: (Type) SONC  
 % Moisture: 35 Decanted: (Y/N) N Date Received: 08/22/2009  
 Concentrated Extract Volume: 500 (uL) Date Extracted: 08/22/2009  
 Injection Volume: 2.0 (uL) GPC Factor: 2.00 Date Analyzed: 08/25/2009  
 GPC Cleanup: (Y/N) Y pH: 7.6 Dilution Factor: 1.0

CAS NO.	COMPOUND	CONCENTRATION UNITS:		Q
		(ug/L or ug/Kg)	UG/KG	
86-73-7	Fluorene		110	J
85-01-8	Phenanthrene		940	
120-12-7	Anthracene		210	J
206-44-0	Fluoranthene		1700	
129-00-0	Pyrene		1300	
56-55-3	Benzo(a)anthracene		640	
218-01-9	Chrysene		850	
205-99-2	Benzo(b)fluoranthene		860	
207-08-9	Benzo(k)fluoranthene		320	
50-32-8	Benzo(a)pyrene		560	
193-39-5	Indeno(1,2,3-cd)pyrene		330	
53-70-3	Dibenzo(a,h)anthracene		110	J
191-24-2	Benzo(g,h,i)perylene		310	

(1) Cannot be separated from Diphenylamine

PRELIMINARY

1D - FORM I SV-1  
SEMIVOLATILE ORGANICS ANALYSIS DATA SHEET

EPA SAMPLE NO.

E3NK9

Lab Name: MITKEM LABORATORIES Contract: EP-W-05-030  
 Lab Code: MITKEM Case No.: 38897 Mod. Ref No.: 1760.0 SDG No.: E3NK0  
 Matrix: (SOIL/SED/WATER) SOIL Lab Sample ID: H1627-16A  
 Sample wt/vol: 30.0 (g/mL) G Lab File ID: S3F9381.D  
 Level: (LOW/MED) LOW Extraction: (Type) SONC  
 % Moisture: 35 Decanted: (Y/N) N Date Received: 08/22/2009  
 Concentrated Extract Volume: 500 (uL) Date Extracted: 08/22/2009  
 Injection Volume: 2.0 (uL) GPC Factor: 2.00 Date Analyzed: 08/25/2009  
 GPC Cleanup: (Y/N) Y pH: 7.7 Dilution Factor: 1.0

CAS NO.	COMPOUND	CONCENTRATION UNITS:		Q
		(ug/L or ug/Kg)	UG/KG	
91-20-3	Naphthalene		260	U
91-57-6	2-Methylnaphthalene		260	U
208-96-8	Acenaphthylene		59	J
83-32-9	Acenaphthene		92	J

PRELIMINARY

1E - FORM I SV-2  
SEMIVOLATILE ORGANICS ANALYSIS DATA SHEET

EPA SAMPLE NO.

E3NK9

Lab Name: MITKEM LABORATORIES Contract: EP-W-05-030  
 Lab Code: MITKEM Case No.: 38897 Mod. Ref No.: 1760.0 SDG No.: E3NK0  
 Matrix: (SOIL/SED/WATER) SOIL Lab Sample ID: H1627-16A  
 Sample wt/vol: 30.0 (g/mL) G Lab File ID: S3F9381.D  
 Level: (LOW/MED) LOW Extraction: (Type) SONC  
 % Moisture: 35 Decanted: (Y/N) N Date Received: 08/22/2009  
 Concentrated Extract Volume: 500 (uL) Date Extracted: 08/22/2009  
 Injection Volume: 2.0 (uL) GPC Factor: 2.00 Date Analyzed: 08/25/2009  
 GPC Cleanup: (Y/N) Y pH: 7.7 Dilution Factor: 1.0

CAS NO.	COMPOUND	CONCENTRATION UNITS:		Q
		(ug/L or ug/Kg)	UG/KG	
86-73-7	Fluorene		160	J
85-01-8	Phenanthrene		1400	
120-12-7	Anthracene		330	
206-44-0	Fluoranthene		2700	
129-00-0	Pyrene		2000	
56-55-3	Benzo(a)anthracene		1000	
218-01-9	Chrysene		1400	
205-99-2	Benzo(b)fluoranthene		1300	
207-08-9	Benzo(k)fluoranthene		660	
50-32-8	Benzo(a)pyrene		910	
193-39-5	Indeno(1,2,3-cd)pyrene		530	
53-70-3	Dibenzo(a,h)anthracene		180	J
191-24-2	Benzo(g,h,i)perylene		500	

(1) Cannot be separated from Diphenylamine

PRELIMINARY

SOM01.2 (6/2007)

1D - FORM I SV-1  
SEMIVOLATILE ORGANICS ANALYSIS DATA SHEET

EPA SAMPLE NO.

E3NL0

Lab Name: MITKEM LABORATORIES Contract: EP-W-05-030  
 Lab Code: MITKEM Case No.: 38897 Mod. Ref No.: 1760.0 SDG No.: E3NK0  
 Matrix: (SOIL/SED/WATER) SOIL Lab Sample ID: H1627-17A  
 Sample wt/vol: 30.2 (g/mL) G Lab File ID: S3F9382.D  
 Level: (LOW/MED) LOW Extraction: (Type) SONC  
 % Moisture: 41 Decanted: (Y/N) N Date Received: 08/22/2009  
 Concentrated Extract Volume: 500 (uL) Date Extracted: 08/22/2009  
 Injection Volume: 2.0 (uL) GPC Factor: 2.00 Date Analyzed: 08/25/2009  
 GPC Cleanup: (Y/N) Y pH: 7.5 Dilution Factor: 1.0

CAS NO.	COMPOUND	CONCENTRATION UNITS:		Q
		(ug/L or ug/Kg)	UG/KG	
91-20-3	Naphthalene		290	U
91-57-6	2-Methylnaphthalene		290	U
208-96-8	Acenaphthylene		290	U
83-32-9	Acenaphthene		56	J

PRELIMINARY

1E - FORM I SV-2  
SEMIVOLATILE ORGANICS ANALYSIS DATA SHEET

EPA SAMPLE NO.

E3NL0

Lab Name: MITKEM LABORATORIES Contract: EP-W-05-030  
 Lab Code: MITKEM Case No.: 38897 Mod. Ref No.: 1760.0 SDG No.: E3NK0  
 Matrix: (SOIL/SED/WATER) SOIL Lab Sample ID: H1627-17A  
 Sample wt/vol: 30.2 (g/mL) G Lab File ID: S3F9382.D  
 Level: (LOW/MED) LOW Extraction: (Type) SONC  
 % Moisture: 41 Decanted: (Y/N) N Date Received: 08/22/2009  
 Concentrated Extract Volume: 500 (uL) Date Extracted: 08/22/2009  
 Injection Volume: 2.0 (uL) GPC Factor: 2.00 Date Analyzed: 08/25/2009  
 GPC Cleanup: (Y/N) Y pH: 7.5 Dilution Factor: 1.0

CAS NO.	COMPOUND	CONCENTRATION UNITS:		Q
		(ug/L or ug/Kg)	UG/KG	
86-73-7	Fluorene		75	J
85-01-8	Phenanthrene		680	
120-12-7	Anthracene		160	J
206-44-0	Fluoranthene		1200	
129-00-0	Pyrene		950	
56-55-3	Benzo(a)anthracene		510	
218-01-9	Chrysene		590	
205-99-2	Benzo(b)fluoranthene		640	
207-08-9	Benzo(k)fluoranthene		240	J
50-32-8	Benzo(a)pyrene		460	
193-39-5	Indeno(1,2,3-cd)pyrene		250	J
53-70-3	Dibenzo(a,h)anthracene		81	J
191-24-2	Benzo(g,h,i)perylene		240	J

(1) Cannot be separated from Diphenylamine

PRELIMINARY



1D - FORM I SV-1  
SEMIVOLATILE ORGANICS ANALYSIS DATA SHEET

EPA SAMPLE NO.

E3NL1

Lab Name: MITKEM LABORATORIES Contract: EP-W-05-030  
 Lab Code: MITKEM Case No.: 38897 Mod. Ref No.: 1760.0 SDG No.: E3NK0  
 Matrix: (SOIL/SED/WATER) SOIL Lab Sample ID: H1627-18A  
 Sample wt/vol: 30.0 (g/mL) G Lab File ID: S3F9383.D  
 Level: (LOW/MED) LOW Extraction: (Type) SONC  
 % Moisture: 36 Decanted: (Y/N) N Date Received: 08/22/2009  
 Concentrated Extract Volume: 500 (uL) Date Extracted: 08/22/2009  
 Injection Volume: 2.0 (uL) GPC Factor: 2.00 Date Analyzed: 08/25/2009  
 GPC Cleanup: (Y/N) Y pH: 7.9 Dilution Factor: 1.0

CAS NO.	COMPOUND	CONCENTRATION UNITS:		Q
		(ug/L or ug/Kg)	UG/KG	
91-20-3	Naphthalene		150	J
91-57-6	2-Methylnaphthalene		270	U
208-96-8	Acenaphthylene		270	U
83-32-9	Acenaphthene		65	J

PRELIMINARY

1E - FORM I SV-2  
SEMIVOLATILE ORGANICS ANALYSIS DATA SHEET

EPA SAMPLE NO.

E3NL1

Lab Name: MITKEM LABORATORIES Contract: EP-W-05-030  
 Lab Code: MITKEM Case No.: 38897 Mod. Ref No.: 1760.0 SDG No.: E3NK0  
 Matrix: (SOIL/SED/WATER) SOIL Lab Sample ID: H1627-18A  
 Sample wt/vol: 30.0 (g/mL) G Lab File ID: S3F9383.D  
 Level: (LOW/MED) LOW Extraction: (Type) SONC  
 % Moisture: 36 Decanted: (Y/N) N Date Received: 08/22/2009  
 Concentrated Extract Volume: 500 (uL) Date Extracted: 08/22/2009  
 Injection Volume: 2.0 (uL) GPC Factor: 2.00 Date Analyzed: 08/25/2009  
 GPC Cleanup: (Y/N) Y pH: 7.9 Dilution Factor: 1.0

CAS NO.	COMPOUND	CONCENTRATION UNITS:		Q
		(ug/L or ug/Kg)	UG/KG	
86-73-7	Fluorene		67	J
85-01-8	Phenanthrene		500	
120-12-7	Anthracene		110	J
206-44-0	Fluoranthene		590	
129-00-0	Pyrene		480	
56-55-3	Benzo(a)anthracene		220	J
218-01-9	Chrysene		250	J
205-99-2	Benzo(b)fluoranthene		260	J
207-08-9	Benzo(k)fluoranthene		100	J
50-32-8	Benzo(a)pyrene		200	J
193-39-5	Indeno(1,2,3-cd)pyrene		110	J
53-70-3	Dibenzo(a,h)anthracene		270	U
191-24-2	Benzo(g,h,i)perylene		110	J

(1) Cannot be separated from Diphenylamine

PRELIMINARY

SOM01.2 (6/2007)

1D - FORM I SV-1  
SEMIVOLATILE ORGANICS ANALYSIS DATA SHEET

EPA SAMPLE NO.

E3NL2

Lab Name: MITKEM LABORATORIES Contract: EP-W-05-030  
 Lab Code: MITKEM Case No.: 38897 Mod. Ref No.: 1760.0 SDG No.: E3NK0  
 Matrix: (SOIL/SED/WATER) SOIL Lab Sample ID: H1627-19A  
 Sample wt/vol: 30.1 (g/mL) G Lab File ID: S3F9384.D  
 Level: (LOW/MED) LOW Extraction: (Type) SONC  
 % Moisture: 41 Decanted: (Y/N) N Date Received: 08/22/2009  
 Concentrated Extract Volume: 500 (uL) Date Extracted: 08/22/2009  
 Injection Volume: 2.0 (uL) GPC Factor: 2.00 Date Analyzed: 08/25/2009  
 GPC Cleanup: (Y/N) Y pH: 7.9 Dilution Factor: 1.0

CAS NO.	COMPOUND	CONCENTRATION UNITS:		Q
		(ug/L or ug/Kg)	UG/KG	
91-20-3	Naphthalene		290	U
91-57-6	2-Methylnaphthalene		290	U
208-96-8	Acenaphthylene		290	U
83-32-9	Acenaphthene		290	U

PRELIMINARY

SOM01.2 (6/2007)

1E - FORM I SV-2  
SEMIVOLATILE ORGANICS ANALYSIS DATA SHEET

EPA SAMPLE NO.

E3NL2

Lab Name: MITKEM LABORATORIES Contract: EP-W-05-030  
 Lab Code: MITKEM Case No.: 38897 Mod. Ref No.: 1760.0 SDG No.: E3NK0  
 Matrix: (SOIL/SED/WATER) SOIL Lab Sample ID: H1627-19A  
 Sample wt/vol: 30.1 (g/mL) G Lab File ID: S3F9384.D  
 Level: (LOW/MED) LOW Extraction: (Type) SONC  
 % Moisture: 41 Decanted: (Y/N) N Date Received: 08/22/2009  
 Concentrated Extract Volume: 500 (uL) Date Extracted: 08/22/2009  
 Injection Volume: 2.0 (uL) GPC Factor: 2.00 Date Analyzed: 08/25/2009  
 GPC Cleanup: (Y/N) Y pH: 7.9 Dilution Factor: 1.0

CAS NO.	COMPOUND	CONCENTRATION UNITS:		Q
		(ug/L or ug/Kg)	UG/KG	
86-73-7	Fluorene		290	U
85-01-8	Phenanthrene		290	U
120-12-7	Anthracene		290	U
206-44-0	Fluoranthene		290	U
129-00-0	Pyrene		290	U
56-55-3	Benzo(a)anthracene		290	U
218-01-9	Chrysene		290	U
205-99-2	Benzo(b)fluoranthene		290	U
207-08-9	Benzo(k)fluoranthene		290	U
50-32-8	Benzo(a)pyrene		290	U
193-39-5	Indeno(1,2,3-cd)pyrene		290	U
53-70-3	Dibenzo(a,h)anthracene		290	U
191-24-2	Benzo(g,h,i)perylene		290	U

(1) Cannot be separated from Diphenylamine

PRELIMINARY

SOM01.2 (6/2007)

1D - FORM I SV-1  
SEMIVOLATILE ORGANICS ANALYSIS DATA SHEET

EPA SAMPLE NO.

E3NM7

Lab Name: MITKEM LABORATORIES Contract: EP-W-05-030  
 Lab Code: MITKEM Case No.: 38897 Mod. Ref No.: 1760.0 SDG No.: E3NK0  
 Matrix: (SOIL/SED/WATER) SOIL Lab Sample ID: H1627-07A  
 Sample wt/vol: 30.0 (g/mL) G Lab File ID: S3F9370.D  
 Level: (LOW/MED) LOW Extraction: (Type) SONC  
 % Moisture: 41 Decanted: (Y/N) N Date Received: 08/22/2009  
 Concentrated Extract Volume: 500 (uL) Date Extracted: 08/22/2009  
 Injection Volume: 2.0 (uL) GPC Factor: 2.00 Date Analyzed: 08/24/2009  
 GPC Cleanup: (Y/N) Y pH: 7.3 Dilution Factor: 1.0

CAS NO.	COMPOUND	CONCENTRATION UNITS:		Q
		(ug/L or ug/Kg)	UG/KG	
91-20-3	Naphthalene		290	U
91-57-6	2-Methylnaphthalene		290	U
208-96-8	Acenaphthylene		290	U
83-32-9	Acenaphthene		59	J

PRELIMINARY

1E - FORM I SV-2  
SEMIVOLATILE ORGANICS ANALYSIS DATA SHEET

EPA SAMPLE NO.

E3NM7

Lab Name: MITKEM LABORATORIES Contract: EP-W-05-030  
 Lab Code: MITKEM Case No.: 38897 Mod. Ref No.: 1760.0 SDG No.: E3NK0  
 Matrix: (SOIL/SED/WATER) SOIL Lab Sample ID: H1627-07A  
 Sample wt/vol: 30.0 (g/mL) G Lab File ID: S3F9370.D  
 Level: (LOW/MED) LOW Extraction: (Type) SONC  
 % Moisture: 41 Decanted: (Y/N) N Date Received: 08/22/2009  
 Concentrated Extract Volume: 500 (uL) Date Extracted: 08/22/2009  
 Injection Volume: 2.0 (uL) GPC Factor: 2.00 Date Analyzed: 08/24/2009  
 GPC Cleanup: (Y/N) Y pH: 7.3 Dilution Factor: 1.0

CAS NO.	COMPOUND	CONCENTRATION UNITS:		Q
		(ug/L or ug/Kg)	UG/KG	
86-73-7	Fluorene		77	J
85-01-8	Phenanthrene		690	
120-12-7	Anthracene		140	J
206-44-0	Fluoranthene		1300	
129-00-0	Pyrene		980	
56-55-3	Benzo(a)anthracene		480	
218-01-9	Chrysene		650	
205-99-2	Benzo(b)fluoranthene		610	
207-08-9	Benzo(k)fluoranthene		310	
50-32-8	Benzo(a)pyrene		430	
193-39-5	Indeno(1,2,3-cd)pyrene		260	J
53-70-3	Dibenzo(a,h)anthracene		93	J
191-24-2	Benzo(g,h,i)perylene		290	J

(1) Cannot be separated from Diphenylamine

PRELIMINARY

SOM01.2 (6/2007)

1D - FORM I SV-1  
SEMIVOLATILE ORGANICS ANALYSIS DATA SHEET

EPA SAMPLE NO.

E3NM8

Lab Name: MITKEM LABORATORIES Contract: EP-W-05-030  
 Lab Code: MITKEM Case No.: 38897 Mod. Ref No.: 1760.0 SDG No.: E3NK0  
 Matrix: (SOIL/SED/WATER) SOIL Lab Sample ID: H1627-08A  
 Sample wt/vol: 30.0 (g/mL) G Lab File ID: S3F9371.D  
 Level: (LOW/MED) LOW Extraction: (Type) SONC  
 % Moisture: 37 Decanted: (Y/N) N Date Received: 08/22/2009  
 Concentrated Extract Volume: 500 (uL) Date Extracted: 08/22/2009  
 Injection Volume: 2.0 (uL) GPC Factor: 2.00 Date Analyzed: 08/24/2009  
 GPC Cleanup: (Y/N) Y pH: 7.2 Dilution Factor: 1.0

CAS NO.	COMPOUND	CONCENTRATION UNITS:		Q
		(ug/L or ug/Kg)	UG/KG	
91-20-3	Naphthalene		270	U
91-57-6	2-Methylnaphthalene		270	U
208-96-8	Acenaphthylene		270	U
83-32-9	Acenaphthene		69	J

PRELIMINARY

SOM01.2 (6/2007)

1E - FORM I SV-2  
SEMIVOLATILE ORGANICS ANALYSIS DATA SHEET

EPA SAMPLE NO.

E3NM8

Lab Name: MITKEM LABORATORIES Contract: EP-W-05-030  
 Lab Code: MITKEM Case No.: 38897 Mod. Ref No.: 1760.0 SDG No.: E3NKO  
 Matrix: (SOIL/SED/WATER) SOIL Lab Sample ID: H1627-08A  
 Sample wt/vol: 30.0 (g/mL) G Lab File ID: S3F9371.D  
 Level: (LOW/MED) LOW Extraction: (Type) SONC  
 % Moisture: 37 Decanted: (Y/N) N Date Received: 08/22/2009  
 Concentrated Extract Volume: 500 (uL) Date Extracted: 08/22/2009  
 Injection Volume: 2.0 (uL) GPC Factor: 2.00 Date Analyzed: 08/24/2009  
 GPC Cleanup: (Y/N) Y pH: 7.2 Dilution Factor: 1.0

CAS NO.	COMPOUND	CONCENTRATION UNITS:		Q
		(ug/L or ug/Kg)	UG/KG	
86-73-7	Fluorene		98	J
85-01-8	Phenanthrene		940	
120-12-7	Anthracene		200	J
206-44-0	Fluoranthene		1900	
129-00-0	Pyrene		1300	
56-55-3	Benzo(a)anthracene		670	
218-01-9	Chrysene		930	
205-99-2	Benzo(b)fluoranthene		900	
207-08-9	Benzo(k)fluoranthene		370	
50-32-8	Benzo(a)pyrene		620	
193-39-5	Indeno(1,2,3-cd)pyrene		390	
53-70-3	Dibenzo(a,h)anthracene		130	J
191-24-2	Benzo(g,h,i)perylene		420	

(1) Cannot be separated from Diphenylamine

PRELIMINARY

SOM01.2 (6/2007)



1D - FORM I SV-1  
SEMIVOLATILE ORGANICS ANALYSIS DATA SHEET

EPA SAMPLE NO.

E3NM9

Lab Name: MITKEM LABORATORIES Contract: EP-W-05-030  
 Lab Code: MITKEM Case No.: 38897 Mod. Ref No.: 1760.0 SDG No.: E3NKO  
 Matrix: (SOIL/SED/WATER) SOIL Lab Sample ID: H1627-09A  
 Sample wt/vol: 30.1 (g/mL) G Lab File ID: S3F9372.D  
 Level: (LOW/MED) LOW Extraction: (Type) SONC  
 % Moisture: 37 Decanted: (Y/N) N Date Received: 08/22/2009  
 Concentrated Extract Volume: 500 (uL) Date Extracted: 08/22/2009  
 Injection Volume: 2.0 (uL) GPC Factor: 2.00 Date Analyzed: 08/24/2009  
 GPC Cleanup: (Y/N) Y pH: 7.6 Dilution Factor: 1.0

CAS NO.	COMPOUND	CONCENTRATION UNITS:		Q
		(ug/L or ug/Kg)	UG/KG	
91-20-3	Naphthalene		270	U
91-57-6	2-Methylnaphthalene		270	U
208-96-8	Acenaphthylene		270	U
83-32-9	Acenaphthene		110	J

PRELIMINARY

1E - FORM I SV-2  
SEMIVOLATILE ORGANICS ANALYSIS DATA SHEET

EPA SAMPLE NO.

E3NM9

Lab Name: MITKEM LABORATORIES Contract: EP-W-05-030  
 Lab Code: MITKEM Case No.: 38897 Mod. Ref No.: 1760.0 SDG No.: E3NK0  
 Matrix: (SOIL/SED/WATER) SOIL Lab Sample ID: H1627-09A  
 Sample wt/vol: 30.1 (g/mL) G Lab File ID: S3F9372.D  
 Level: (LOW/MED) LOW Extraction: (Type) SONC  
 % Moisture: 37 Decanted: (Y/N) N Date Received: 08/22/2009  
 Concentrated Extract Volume: 500 (uL) Date Extracted: 08/22/2009  
 Injection Volume: 2.0 (uL) GPC Factor: 2.00 Date Analyzed: 08/24/2009  
 GPC Cleanup: (Y/N) Y pH: 7.6 Dilution Factor: 1.0

CAS NO.	COMPOUND	CONCENTRATION UNITS:		Q
		(ug/L or ug/Kg)	UG/KG	
86-73-7	Fluorene		180	J
85-01-8	Phenanthrene		1500	
120-12-7	Anthracene		330	
206-44-0	Fluoranthene		2800	
129-00-0	Pyrene		2100	
56-55-3	Benzo(a)anthracene		1100	
218-01-9	Chrysene		1400	
205-99-2	Benzo(b)fluoranthene		1300	
207-08-9	Benzo(k)fluoranthene		650	
50-32-8	Benzo(a)pyrene		910	
193-39-5	Indeno(1,2,3-cd)pyrene		510	
53-70-3	Dibenzo(a,h)anthracene		180	J
191-24-2	Benzo(g,h,i)perylene		560	

(1) Cannot be separated from Diphenylamine

PRELIMINARY

SOM01.2 (6/2007)

1D - FORM I SV-1  
SEMIVOLATILE ORGANICS ANALYSIS DATA SHEET

EPA SAMPLE NO.

E3NN0

Lab Name: MITKEM LABORATORIES Contract: EP-W-05-030  
 Lab Code: MITKEM Case No.: 38897 Mod. Ref No.: 1760.0 SDG No.: E3NK0  
 Matrix: (SOIL/SED/WATER) SOIL Lab Sample ID: H1627-10A  
 Sample wt/vol: 30.3 (g/mL) G Lab File ID: S3F9373.D  
 Level: (LOW/MED) LOW Extraction: (Type) SONC  
 % Moisture: 39 Decanted: (Y/N) N Date Received: 08/22/2009  
 Concentrated Extract Volume: 500 (uL) Date Extracted: 08/22/2009  
 Injection Volume: 2.0 (uL) GPC Factor: 2.00 Date Analyzed: 08/24/2009  
 GPC Cleanup: (Y/N) Y pH: 7.7 Dilution Factor: 1.0

CAS NO.	COMPOUND	CONCENTRATION UNITS:		Q
		(ug/L or ug/Kg)	UG/KG	
91-20-3	Naphthalene		130	J
91-57-6	2-Methylnaphthalene		91	J
208-96-8	Acenaphthylene		100	J
83-32-9	Acenaphthene		190	J

**PRELIMINARY**

SOM01.2 (6/2007)

1E - FORM I SV-2  
SEMIVOLATILE ORGANICS ANALYSIS DATA SHEET

EPA SAMPLE NO.

E3NNO

Lab Name: MITKEM LABORATORIES Contract: EP-W-05-030  
 Lab Code: MITKEM Case No.: 38897 Mod. Ref No.: 1760.0 SDG No.: E3NK0  
 Matrix: (SOIL/SED/WATER) SOIL Lab Sample ID: H1627-10A  
 Sample wt/vol: 30.3 (g/mL) G Lab File ID: S3F9373.D  
 Level: (LOW/MED) LOW Extraction: (Type) SONC  
 % Moisture: 39 Decanted: (Y/N) N Date Received: 08/22/2009  
 Concentrated Extract Volume: 500 (uL) Date Extracted: 08/22/2009  
 Injection Volume: 2.0 (uL) GPC Factor: 2.00 Date Analyzed: 08/24/2009  
 GPC Cleanup: (Y/N) Y pH: 7.7 Dilution Factor: 1.0

CAS NO.	COMPOUND	CONCENTRATION UNITS:		Q
		(ug/L or ug/Kg)	UG/KG	
86-73-7	Fluorene		350	
85-01-8	Phenanthrene		2800	
120-12-7	Anthracene		610	
206-44-0	Fluoranthene		5200	E
129-00-0	Pyrene		3600	
56-55-3	Benzo(a)anthracene		1800	
218-01-9	Chrysene		2600	
205-99-2	Benzo(b)fluoranthene		2700	
207-08-9	Benzo(k)fluoranthene		1100	
50-32-8	Benzo(a)pyrene		1700	
193-39-5	Indeno(1,2,3-cd)pyrene		1100	
53-70-3	Dibenzo(a,h)anthracene		360	
191-24-2	Benzo(g,h,i)perylene		1200	

(1) Cannot be separated from Diphenylamine

PRELIMINARY

SOM01.2 (6/2007)

1D - FORM I SV-1  
SEMIVOLATILE ORGANICS ANALYSIS DATA SHEET

EPA SAMPLE NO.

E3NN1

Lab Name: MITKEM LABORATORIES Contract: EP-W-05-030  
 Lab Code: MITKEM Case No.: 38897 Mod. Ref No.: 1760.0 SDG No.: E3NK0  
 Matrix: (SOIL/SED/WATER) SOIL Lab Sample ID: H1627-11A  
 Sample wt/vol: 30.0 (g/mL) G Lab File ID: S3F9374.D  
 Level: (LOW/MED) LOW Extraction: (Type) SONC  
 % Moisture: 37 Decanted: (Y/N) N Date Received: 08/22/2009  
 Concentrated Extract Volume: 500 (uL) Date Extracted: 08/22/2009  
 Injection Volume: 2.0 (uL) GPC Factor: 2.00 Date Analyzed: 08/25/2009  
 GPC Cleanup: (Y/N) Y pH: 7.8 Dilution Factor: 1.0

CAS NO.	COMPOUND	CONCENTRATION UNITS:	
		(ug/L or ug/Kg)	UG/KG
91-20-3	Naphthalene	100	J
91-57-6	2-Methylnaphthalene	67	J
208-96-8	Acenaphthylene	71	J
83-32-9	Acenaphthene	190	J

**PRELIMINARY**  
SOM01.2 (6/2007)

1E - FORM I SV-2  
SEMIVOLATILE ORGANICS ANALYSIS DATA SHEET

EPA SAMPLE NO.

E3NN1

Lab Name: MITKEM LABORATORIES Contract: EP-W-05-030  
 Lab Code: MITKEM Case No.: 38897 Mod. Ref No.: 1760.0 SDG No.: E3NK0  
 Matrix: (SOIL/SED/WATER) SOIL Lab Sample ID: H1627-11A  
 Sample wt/vol: 30.0 (g/mL) G Lab File ID: S3F9374.D  
 Level: (LOW/MED) LOW Extraction: (Type) SONC  
 % Moisture: 37 Decanted: (Y/N) N Date Received: 08/22/2009  
 Concentrated Extract Volume: 500 (uL) Date Extracted: 08/22/2009  
 Injection Volume: 2.0 (uL) GPC Factor: 2.00 Date Analyzed: 08/25/2009  
 GPC Cleanup: (Y/N) Y pH: 7.8 Dilution Factor: 1.0

CAS NO.	COMPOUND	CONCENTRATION UNITS: (ug/L or ug/Kg)	UG/KG	Q
86-73-7	Fluorene		260	J
85-01-8	Phenanthrene		2200	
120-12-7	Anthracene		490	
206-44-0	Fluoranthene		4000	
129-00-0	Pyrene		2900	
56-55-3	Benzo(a)anthracene		1500	
218-01-9	Chrysene		2000	
205-99-2	Benzo(b)fluoranthene		2200	
207-08-9	Benzo(k)fluoranthene		870	
50-32-8	Benzo(a)pyrene		1400	
193-39-5	Indeno(1,2,3-cd)pyrene		820	
53-70-3	Dibenzo(a,h)anthracene		280	
191-24-2	Benzo(g,h,i)perylene		910	

(1) Cannot be separated from Diphenylamine

PRELIMINARY

SOM01.2 (6/2007)

1D - FORM I SV-1  
SEMIVOLATILE ORGANICS ANALYSIS DATA SHEET

EPA SAMPLE NO.

E3NN2

Lab Name: MITKEM LABORATORIES Contract: EP-W-05-030  
 Lab Code: MITKEM Case No.: 38897 Mod. Ref No.: 1760.0 SDG No.: E3NK0  
 Matrix: (SOIL/SED/WATER) SOIL Lab Sample ID: H1627-12A  
 Sample wt/vol: 30.0 (g/mL) G Lab File ID: S3F9375.D  
 Level: (LOW/MED) LOW Extraction: (Type) SONC  
 % Moisture: 39 Decanted: (Y/N) N Date Received: 08/22/2009  
 Concentrated Extract Volume: 500 (uL) Date Extracted: 08/22/2009  
 Injection Volume: 2.0 (uL) GPC Factor: 2.00 Date Analyzed: 08/25/2009  
 GPC Cleanup: (Y/N) Y pH: 8.0 Dilution Factor: 1.0

CAS NO.	COMPOUND	CONCENTRATION UNITS:	
		(ug/L or ug/Kg)	UG/KG
91-20-3	Naphthalene	280	U
91-57-6	2-Methylnaphthalene	280	U
208-96-8	Acenaphthylene	280	U
83-32-9	Acenaphthene	280	U

**PRELIMINARY**

SOM01.2 (6/2007)

1E - FORM I SV-2  
SEMIVOLATILE ORGANICS ANALYSIS DATA SHEET

EPA SAMPLE NO.

E3NN2

Lab Name: MITKEM LABORATORIES Contract: EP-W-05-030  
 Lab Code: MITKEM Case No.: 38897 Mod. Ref No.: 1760.0 SDG No.: E3NK0  
 Matrix: (SOIL/SED/WATER) SOIL Lab Sample ID: H1627-12A  
 Sample wt/vol: 30.0 (g/mL) G Lab File ID: S3F9375.D  
 Level: (LOW/MED) LOW Extraction: (Type) SONC  
 % Moisture: 39 Decanted: (Y/N) N Date Received: 08/22/2009  
 Concentrated Extract Volume: 500 (uL) Date Extracted: 08/22/2009  
 Injection Volume: 2.0 (uL) GPC Factor: 2.00 Date Analyzed: 08/25/2009  
 GPC Cleanup: (Y/N) Y pH: 8.0 Dilution Factor: 1.0

CAS NO.	COMPOUND	CONCENTRATION UNITS:		Q
		(ug/L or ug/Kg)	UG/KG	
86-73-7	Fluorene	280	U	U
85-01-8	Phenanthrene	280	U	U
120-12-7	Anthracene	280	U	U
206-44-0	Fluoranthene	280	U	U
129-00-0	Pyrene	280	U	U
56-55-3	Benzo(a)anthracene	280	U	U
218-01-9	Chrysene	280	U	U
205-99-2	Benzo(b)fluoranthene	280	U	U
207-08-9	Benzo(k)fluoranthene	280	U	U
50-32-8	Benzo(a)pyrene	280	U	U
193-39-5	Indeno(1,2,3-cd)pyrene	280	U	U
53-70-3	Dibenzo(a,h)anthracene	280	U	U
191-24-2	Benzo(g,h,i)perylene	280	U	U

(1) Cannot be separated from Diphenylamine

PRELIMINARY

SOM01.2 (6/2007)



1D - FORM I SV-1  
SEMIVOLATILE ORGANICS ANALYSIS DATA SHEET

EPA SAMPLE NO.

E3NN6

Lab Name: MITKEM LABORATORIES Contract: EP-W-05-030  
 Lab Code: MITKEM Case No.: 38897 Mod. Ref No.: 1760.0 SDG No.: E3NK0  
 Matrix: (SOIL/SED/WATER) SOIL Lab Sample ID: H1627-20A  
 Sample wt/vol: 30.2 (g/mL) G Lab File ID: S3F9385.D  
 Level: (LOW/MED) LOW Extraction: (Type) SONC  
 % Moisture: 38 Decanted: (Y/N) N Date Received: 08/22/2009  
 Concentrated Extract Volume: 500 (uL) Date Extracted: 08/22/2009  
 Injection Volume: 2.0 (uL) GPC Factor: 2.00 Date Analyzed: 08/25/2009  
 GPC Cleanup: (Y/N) Y pH: 7.7 Dilution Factor: 1.0

CAS NO.	COMPOUND	CONCENTRATION UNITS:	
		(ug/L or ug/Kg)	UG/KG
91-20-3	Naphthalene	270	U
91-57-6	2-Methylnaphthalene	270	U
208-96-8	Acenaphthylene	270	U
83-32-9	Acenaphthene	270	U

PRELIMINARY

SOM01.2 (6/2007)

1E - FORM I SV-2  
SEMIVOLATILE ORGANICS ANALYSIS DATA SHEET

EPA SAMPLE NO.

E3NN6

Lab Name: MITKEM LABORATORIES Contract: EP-W-05-030  
 Lab Code: MITKEM Case No.: 38897 Mod. Ref No.: 1760.0 SDG No.: E3NK0  
 Matrix: (SOIL/SED/WATER) SOIL Lab Sample ID: H1627-20A  
 Sample wt/vol: 30.2 (g/mL) G Lab File ID: S3F9385.D  
 Level: (LOW/MED) LOW Extraction: (Type) SONC  
 % Moisture: 38 Decanted: (Y/N) N Date Received: 08/22/2009  
 Concentrated Extract Volume: 500 (uL) Date Extracted: 08/22/2009  
 Injection Volume: 2.0 (uL) GPC Factor: 2.00 Date Analyzed: 08/25/2009  
 GPC Cleanup: (Y/N) Y pH: 7.7 Dilution Factor: 1.0

CAS NO.	COMPOUND	CONCENTRATION UNITS:	
		(ug/L or ug/Kg)	UG/KG
86-73-7	Fluorene	270	U
85-01-8	Phenanthrene	270	U
120-12-7	Anthracene	270	U
206-44-0	Fluoranthene	100	J
129-00-0	Pyrene	78	J
56-55-3	Benzo(a)anthracene	270	U
218-01-9	Chrysene	55	J
205-99-2	Benzo(b)fluoranthene	58	J
207-08-9	Benzo(k)fluoranthene	270	U
50-32-8	Benzo(a)pyrene	270	U
193-39-5	Indeno(1,2,3-cd)pyrene	270	U
53-70-3	Dibenzo(a,h)anthracene	270	U
191-24-2	Benzo(g,h,i)perylene	270	U

(1) Cannot be separated from Diphenylamine

PRELIMINARY

1F - FORM I SV-SIM  
SEMIVOLATILE SIM ORGANICS ANALYSIS DATA SHEET

EPA SAMPLE NO.

E3NK0

Lab Name: MITKEM LABORATORIES Contract: EP-W-05-030  
 Lab Code: MITKEM Case No.: 38897 Mod. Ref No.: \_\_\_\_\_ SDG No.: E3NK0  
 Matrix: (SOIL/SED/WATER) SOIL Lab Sample ID: H1627-01A  
 Sample wt/vol: 30.1 (g/mL) G Lab File ID: S4D5444.D  
 Extraction: (Type) SONC  
 % Moisture: 40 Decanted: (Y/N) N Date Received: 08/22/2009  
 Concentrated Extract Volume: 500 (uL) Date Extracted: 08/22/2009  
 Injection Volume: 2.0 (uL) GPC Factor: 2.00 Date Analyzed: 08/24/2009  
 GPC Cleanup: (Y/N) Y pH: 7.5 Dilution Factor: 1.0

CAS NO.	COMPOUND	CONCENTRATION UNITS:		Q
		(ug/L or ug/Kg)	UG/KG	
91-20-3	Naphthalene		26	
91-57-6	2-Methylnaphthalene		17	
208-96-8	Acenaphthylene		13	
83-32-9	Acenaphthene		44	
86-73-7	Fluorene		52	
85-01-8	Phenanthrene		680	E
120-12-7	Anthracene		110	E
206-44-0	Fluoranthene		940	E
129-00-0	Pyrene		820	E
56-55-3	Benzo (a) anthracene		530	E
218-01-9	Chrysene		500	E
205-99-2	Benzo (b) fluoranthene		390	E
207-08-9	Benzo (k) fluoranthene		140	E
50-32-8	Benzo (a) pyrene		260	E
193-39-5	Indeno (1,2,3-cd) pyrene		120	E
53-70-3	Dibenzo (a,h) anthracene		59	E
191-24-2	Benzo (g,h,i) perylene		130	E

PRELIMINARY

1F - FORM I SV-SIM  
SEMIVOLATILE SIM ORGANICS ANALYSIS DATA SHEET

EPA SAMPLE NO.

E3NK1

Lab Name: MITKEM LABORATORIES Contract: EP-W-05-030  
 Lab Code: MITKEM Case No.: 38897 Mod. Ref No.:                      SDG No.: E3NK0  
 Matrix: (SOIL/SED/WATER) SOIL Lab Sample ID: H1627-02A  
 Sample wt/vol: 30.2 (g/mL) G Lab File ID: S4D5445.D  
 Extraction: (Type) SONC  
 % Moisture: 36 Decanted: (Y/N) N Date Received: 08/22/2009  
 Concentrated Extract Volume: 500 (uL) Date Extracted: 08/22/2009  
 Injection Volume: 2.0 (uL) GPC Factor: 2.00 Date Analyzed: 08/24/2009  
 GPC Cleanup: (Y/N) Y pH: 7.7 Dilution Factor: 1.0

CAS NO.	COMPOUND	CONCENTRATION UNITS:		Q
		(ug/L or ug/Kg)	UG/KG	
91-20-3	Naphthalene		40	
91-57-6	2-Methylnaphthalene		24	
208-96-8	Acenaphthylene		15	
83-32-9	Acenaphthene		52	E
86-73-7	Fluorene		68	E
85-01-8	Phenanthrene		770	E
120-12-7	Anthracene		130	E
206-44-0	Fluoranthene		1000	E
129-00-0	Pyrene		950	E
56-55-3	Benzo (a) anthracene		620	E
218-01-9	Chrysene		640	E
205-99-2	Benzo (b) fluoranthene		440	E
207-08-9	Benzo (k) fluoranthene		210	E
50-32-8	Benzo (a) pyrene		320	E
193-39-5	Indeno (1,2,3-cd) pyrene		170	E
53-70-3	Dibenzo (a,h) anthracene		95	E
191-24-2	Benzo (g,h,i) perylene		180	E

PRELIMINARY

1F - FORM I SV-SIM  
SEMIVOLATILE SIM ORGANICS ANALYSIS DATA SHEET

EPA SAMPLE NO.

E3NK2

Lab Name: MITKEM LABORATORIES Contract: EP-W-05-030  
 Lab Code: MITKEM Case No.: 38897 Mod. Ref No.: \_\_\_\_\_ SDG No.: E3NK0  
 Matrix: (SOIL/SED/WATER) SOIL Lab Sample ID: H1627-03A  
 Sample wt/vol: 30.0 (g/mL) G Lab File ID: S4D5446.D  
 Extraction: (Type) SONC  
 % Moisture: 36 Decanted: (Y/N) N Date Received: 08/22/2009  
 Concentrated Extract Volume: 500 (uL) Date Extracted: 08/22/2009  
 Injection Volume: 2.0 (uL) GPC Factor: 2.00 Date Analyzed: 08/24/2009  
 GPC Cleanup: (Y/N) Y pH: 7.6 Dilution Factor: 1.0

CAS NO.	COMPOUND	CONCENTRATION UNITS:	
		(ug/L or ug/Kg)	UG/KG
91-20-3	Naphthalene		35
91-57-6	2-Methylnaphthalene		19
208-96-8	Acenaphthylene		17
83-32-9	Acenaphthene		46
86-73-7	Fluorene		58
85-01-8	Phenanthrene		780
120-12-7	Anthracene		110
206-44-0	Fluoranthene		1100
129-00-0	Pyrene		920
56-55-3	Benzo (a) anthracene		700
218-01-9	Chrysene		580
205-99-2	Benzo (b) fluoranthene		530
207-08-9	Benzo (k) fluoranthene		280
50-32-8	Benzo (a) pyrene		380
193-39-5	Indeno (1, 2, 3-cd) pyrene		170
53-70-3	Dibenzo (a, h) anthracene		84
191-24-2	Benzo (g, h, i) perylene		200

PRELIMINARY

1F - FORM I SV-SIM  
SEMIVOLATILE SIM ORGANICS ANALYSIS DATA SHEET

EPA SAMPLE NO.

E3NK3

Lab Name: MITKEM LABORATORIES Contract: EP-W-05-030  
 Lab Code: MITKEM Case No.: 38897 Mod. Ref No.:                      SDG No.: E3NK0  
 Matrix: (SOIL/SED/WATER) SOIL Lab Sample ID: H1627-04A  
 Sample wt/vol: 30.0 (g/mL) G Lab File ID: S4D5447.D  
 Extraction: (Type) SONC  
 % Moisture: 39 Decanted: (Y/N) N Date Received: 08/22/2009  
 Concentrated Extract Volume: 500 (uL) Date Extracted: 08/22/2009  
 Injection Volume: 2.0 (uL) GPC Factor: 2.00 Date Analyzed: 08/24/2009  
 GPC Cleanup: (Y/N) Y pH: 7.9 Dilution Factor: 1.0

CAS NO.	COMPOUND	CONCENTRATION UNITS:		Q
		(ug/L or ug/Kg)	UG/KG	
91-20-3	Naphthalene		27	
91-57-6	2-Methylnaphthalene		16	
208-96-8	Acenaphthylene		14	
83-32-9	Acenaphthene		44	
86-73-7	Fluorene		52	
85-01-8	Phenanthrene		670	E
120-12-7	Anthracene		110	E
206-44-0	Fluoranthene		900	E
129-00-0	Pyrene		960	E
56-55-3	Benzo(a)anthracene		560	E
218-01-9	Chrysene		540	E
205-99-2	Benzo(b)fluoranthene		480	E
207-08-9	Benzo(k)fluoranthene		200	E
50-32-8	Benzo(a)pyrene		320	E
193-39-5	Indeno(1,2,3-cd)pyrene		170	E
53-70-3	Dibenzo(a,h)anthracene		80	E
191-24-2	Benzo(g,h,i)perylene		180	E

PRELIMINARY

1F - FORM I SV-SIM  
SEMIVOLATILE SIM ORGANICS ANALYSIS DATA SHEET

EPA SAMPLE NO.

E3NK4

Lab Name: MITKEM LABORATORIES Contract: EP-W-05-030  
 Lab Code: MITKEM Case No.: 38897 Mod. Ref No.:                      SDG No.: E3NK0  
 Matrix: (SOIL/SED/WATER) SOIL Lab Sample ID: H1627-05A  
 Sample wt/vol: 30.3 (g/mL) G Lab File ID: S4D5448.D  
 Extraction: (Type) SONC  
 % Moisture: 34 Decanted: (Y/N) N Date Received: 08/22/2009  
 Concentrated Extract Volume: 500 (uL) Date Extracted: 08/22/2009  
 Injection Volume: 2.0 (uL) GPC Factor: 2.00 Date Analyzed: 08/24/2009  
 GPC Cleanup: (Y/N) Y pH: 7.9 Dilution Factor: 1.0

CAS NO.	COMPOUND	CONCENTRATION UNITS:	
		(ug/L or ug/Kg)	UG/KG
91-20-3	Naphthalene	57	E
91-57-6	2-Methylnaphthalene	20	
208-96-8	Acenaphthylene	7.3	
83-32-9	Acenaphthene	18	
86-73-7	Fluorene	19	
85-01-8	Phenanthrene	210	E
120-12-7	Anthracene	28	
206-44-0	Fluoranthene	240	E
129-00-0	Pyrene	230	E
56-55-3	Benzo (a) anthracene	110	E
218-01-9	Chrysene	110	E
205-99-2	Benzo (b) fluoranthene	61	E
207-08-9	Benzo (k) fluoranthene	38	
50-32-8	Benzo (a) pyrene	50	
193-39-5	Indeno (1,2,3-cd) pyrene	24	
53-70-3	Dibenzo (a,h) anthracene	11	
191-24-2	Benzo (g,h,i) perylene	28	

PRELIMINARY

SOM01.2 (6/2007)

1F - FORM I SV-SIM  
SEMIVOLATILE SIM ORGANICS ANALYSIS DATA SHEET

EPA SAMPLE NO.

E3NK5

Lab Name: MITKEM LABORATORIES Contract: EP-W-05-030  
 Lab Code: MITKEM Case No.: 38897 Mod. Ref No.: \_\_\_\_\_ SDG No.: E3NK0  
 Matrix: (SOIL/SED/WATER) SOIL Lab Sample ID: H1627-06A  
 Sample wt/vol: 30.2 (g/mL) G Lab File ID: S4D5449.D  
 Extraction: (Type) SONC  
 % Moisture: 43 Decanted: (Y/N) N Date Received: 08/22/2009  
 Concentrated Extract Volume: 500 (uL) Date Extracted: 08/22/2009  
 Injection Volume: 2.0 (uL) GPC Factor: 2.00 Date Analyzed: 08/24/2009  
 GPC Cleanup: (Y/N) Y pH: 7.6 Dilution Factor: 1.0

CAS NO.	COMPOUND	CONCENTRATION UNITS:	
		(ug/L or ug/Kg)	UG/KG
91-20-3	Naphthalene	5.8	U
91-57-6	2-Methylnaphthalene	5.8	U
208-96-8	Acenaphthylene	5.8	U
83-32-9	Acenaphthene	5.8	U
86-73-7	Fluorene	5.8	U
85-01-8	Phenanthrene	5.8	U
120-12-7	Anthracene	5.8	U
206-44-0	Fluoranthene	6.5	
129-00-0	Pyrene	5.8	U
56-55-3	Benzo(a)anthracene	5.8	U
218-01-9	Chrysene	5.8	U
205-99-2	Benzo(b)fluoranthene	5.8	U
207-08-9	Benzo(k)fluoranthene	5.8	U
50-32-8	Benzo(a)pyrene	5.8	U
193-39-5	Indeno(1,2,3-cd)pyrene	5.8	U
53-70-3	Dibenzo(a,h)anthracene	5.8	U
191-24-2	Benzo(g,h,i)perylene	5.8	U

PRELIMINARY

SOM01.2 (6/2007)



1F - FORM I SV-SIM  
SEMIVOLATILE SIM ORGANICS ANALYSIS DATA SHEET

EPA SAMPLE NO.

E3NK6

Lab Name: MITKEM LABORATORIES Contract: EP-W-05-030  
 Lab Code: MITKEM Case No.: 38897 Mod. Ref No.: \_\_\_\_\_ SDG No.: E3NK0  
 Matrix: (SOIL/SED/WATER) SOIL Lab Sample ID: H1627-13A  
 Sample wt/vol: 30.0 (g/mL) G Lab File ID: S4D5456.D  
 Extraction: (Type) SONC  
 % Moisture: 38 Decanted: (Y/N) N Date Received: 08/22/2009  
 Concentrated Extract Volume: 500 (uL) Date Extracted: 08/22/2009  
 Injection Volume: 2.0 (uL) GPC Factor: 2.00 Date Analyzed: 08/25/2009  
 GPC Cleanup: (Y/N) Y pH: 7.6 Dilution Factor: 1.0

CAS NO.	COMPOUND	CONCENTRATION UNITS:		Q
		(ug/L or ug/Kg)	UG/KG	
91-20-3	Naphthalene		13	
91-57-6	2-Methylnaphthalene		12	
208-96-8	Acenaphthylene		5.3	U
83-32-9	Acenaphthene		35	
86-73-7	Fluorene		36	
85-01-8	Phenanthrene		420	E
120-12-7	Anthracene		72	E
206-44-0	Fluoranthene		560	E
129-00-0	Pyrene		440	E
56-55-3	Benzo (a) anthracene		250	E
218-01-9	Chrysene		240	E
205-99-2	Benzo (b) fluoranthene		93	E
207-08-9	Benzo (k) fluoranthene		120	E
50-32-8	Benzo (a) pyrene		100	E
193-39-5	Indeno (1, 2, 3-cd) pyrene		56	E
53-70-3	Dibenzo (a, h) anthracene		20	
191-24-2	Benzo (g, h, i) perylene		51	

PRELIMINARY

1F - FORM I SV-SIM  
SEMIVOLATILE SIM ORGANICS ANALYSIS DATA SHEET

EPA SAMPLE NO.

E3NK7

Lab Name: MITKEM LABORATORIES Contract: EP-W-05-030  
 Lab Code: MITKEM Case No.: 38897 Mod. Ref No.: \_\_\_\_\_ SDG No.: E3NK0  
 Matrix: (SOIL/SED/WATER) SOIL Lab Sample ID: H1627-14A  
 Sample wt/vol: 30.2 (g/mL) G Lab File ID: S4D5457.D  
 Extraction: (Type) SONC  
 % Moisture: 27 Decanted: (Y/N) N Date Received: 08/22/2009  
 Concentrated Extract Volume: 500 (uL) Date Extracted: 08/22/2009  
 Injection Volume: 2.0 (uL) GPC Factor: 2.00 Date Analyzed: 08/25/2009  
 GPC Cleanup: (Y/N) Y pH: 7.4 Dilution Factor: 1.0

CAS NO.	COMPOUND	CONCENTRATION UNITS:	
		(ug/L or ug/Kg)	UG/KG
91-20-3	Naphthalene	6.1	Q
91-57-6	2-Methylnaphthalene	17	
208-96-8	Acenaphthylene	7.0	
83-32-9	Acenaphthene	31	
86-73-7	Fluorene	37	
85-01-8	Phenanthrene	440	E
120-12-7	Anthracene	56	E
206-44-0	Fluoranthene	590	E
129-00-0	Pyrene	570	E
56-55-3	Benzo(a)anthracene	290	E
218-01-9	Chrysene	290	E
205-99-2	Benzo(b)fluoranthene	200	E
207-08-9	Benzo(k)fluoranthene	65	E
50-32-8	Benzo(a)pyrene	130	E
193-39-5	Indeno(1,2,3-cd)pyrene	66	E
53-70-3	Dibenzo(a,h)anthracene	30	
191-24-2	Benzo(g,h,i)perylene	57	E

PRELIMINARY

SOM01.2 (6/2007)

1F - FORM I SV-SIM  
SEMIVOLATILE SIM ORGANICS ANALYSIS DATA SHEET

EPA SAMPLE NO.

E3NK7MS

Lab Name: MITKEM LABORATORIES Contract: EP-W-05-030  
 Lab Code: MITKEM Case No.: 38897 Mod. Ref No.:                      SDG No.: E3NK0  
 Matrix: (SOIL/SED/WATER) SOIL Lab Sample ID: H1627-14AMS  
 Sample wt/vol: 30.2 (g/mL) G Lab File ID: S4D5458.D  
 Extraction: (Type) SONC  
 % Moisture: 27 Decanted: (Y/N) N Date Received: 08/22/2009  
 Concentrated Extract Volume: 500 (uL) Date Extracted: 08/22/2009  
 Injection Volume: 2.0 (uL) GPC Factor: 2.00 Date Analyzed: 08/25/2009  
 GPC Cleanup: (Y/N) Y pH: 7.4 Dilution Factor: 1.0

CAS NO.	COMPOUND	CONCENTRATION UNITS:	
		(ug/L or ug/Kg)	UG/KG
91-20-3	Naphthalene	4.5	U
91-57-6	2-Methylnaphthalene	11	
208-96-8	Acenaphthylene	9.6	
83-32-9	Acenaphthene	59	E
86-73-7	Fluorene	61	E
85-01-8	Phenanthrene	460	E
120-12-7	Anthracene	88	E
206-44-0	Fluoranthene	620	E
129-00-0	Pyrene	540	E
56-55-3	Benzo (a) anthracene	290	E
218-01-9	Chrysene	290	E
205-99-2	Benzo (b) fluoranthene	350	E
207-08-9	Benzo (k) fluoranthene	130	E
50-32-8	Benzo (a) pyrene	230	E
193-39-5	Indeno (1,2,3-cd) pyrene	100	E
53-70-3	Dibenzo (a,h) anthracene	39	
191-24-2	Benzo (g,h,i) perylene	84	E

PRELIMINARY

1F - FORM I SV-SIM  
SEMIVOLATILE SIM ORGANICS ANALYSIS DATA SHEET

EPA SAMPLE NO.

E3NK7MSD

Lab Name: MITKEM LABORATORIES Contract: EP-W-05-030  
 Lab Code: MITKEM Case No.: 38897 Mod. Ref No.:                      SDG No.: E3NK0  
 Matrix: (SOIL/SED/WATER) SOIL Lab Sample ID: H1627-14AMSD  
 Sample wt/vol: 30.1 (g/mL) G Lab File ID: S4D5459.D  
 Extraction: (Type) SONC  
 % Moisture: 27 Decanted: (Y/N) N Date Received: 08/22/2009  
 Concentrated Extract Volume: 500 (uL) Date Extracted: 08/22/2009  
 Injection Volume: 2.0 (uL) GPC Factor: 2.00 Date Analyzed: 08/25/2009  
 GPC Cleanup: (Y/N) Y pH: 7.4 Dilution Factor: 1.0

CAS NO.	COMPOUND	CONCENTRATION UNITS:		Q
		(ug/L or ug/Kg)	UG/KG	
91-20-3	Naphthalene		5.9	
91-57-6	2-Methylnaphthalene		20	
208-96-8	Acenaphthylene		13	
83-32-9	Acenaphthene		71	E
86-73-7	Fluorene		76	E
85-01-8	Phenanthrene		620	E
120-12-7	Anthracene		120	E
206-44-0	Fluoranthene		740	E
129-00-0	Pyrene		700	E
56-55-3	Benzo (a) anthracene		370	E
218-01-9	Chrysene		410	E
205-99-2	Benzo (b) fluoranthene		470	E
207-08-9	Benzo (k) fluoranthene		240	E
50-32-8	Benzo (a) pyrene		340	E
193-39-5	Indeno (1, 2, 3-cd) pyrene		160	E
53-70-3	Dibenzo (a, h) anthracene		57	E
191-24-2	Benzo (g, h, i) perylene		130	E

PRELIMINARY

SOM01.2 (6/2007)

1F - FORM I SV-SIM  
SEMIVOLATILE SIM ORGANICS ANALYSIS DATA SHEET

EPA SAMPLE NO.

E3NK8

Lab Name: MITKEM LABORATORIES Contract: EP-W-05-030  
 Lab Code: MITKEM Case No.: 38897 Mod. Ref No.: \_\_\_\_\_ SDG No.: E3NK0  
 Matrix: (SOIL/SED/WATER) SOIL Lab Sample ID: H1627-15A  
 Sample wt/vol: 30.3 (g/mL) G Lab File ID: S4D5460.D  
 Extraction: (Type) SONC  
 % Moisture: 35 Decanted: (Y/N) N Date Received: 08/22/2009  
 Concentrated Extract Volume: 500 (uL) Date Extracted: 08/22/2009  
 Injection Volume: 2.0 (uL) GPC Factor: 2.00 Date Analyzed: 08/25/2009  
 GPC Cleanup: (Y/N) Y pH: 7.6 Dilution Factor: 1.0

CAS NO.	COMPOUND	CONCENTRATION UNITS:		Q
		(ug/L or ug/Kg)	UG/KG	
91-20-3	Naphthalene		10	
91-57-6	2-Methylnaphthalene		16	
208-96-8	Acenaphthylene		14	
83-32-9	Acenaphthene		35	
86-73-7	Fluorene		55	E
85-01-8	Phenanthrene		530	E
120-12-7	Anthracene		83	E
206-44-0	Fluoranthene		670	E
129-00-0	Pyrene		660	E
56-55-3	Benzo(a)anthracene		450	E
218-01-9	Chrysene		400	E
205-99-2	Benzo(b)fluoranthene		250	E
207-08-9	Benzo(k)fluoranthene		300	E
50-32-8	Benzo(a)pyrene		250	E
193-39-5	Indeno(1,2,3-cd)pyrene		120	E
53-70-3	Dibenzo(a,h)anthracene		63	E
191-24-2	Benzo(g,h,i)perylene		110	E

PRELIMINARY

1F - FORM I SV-SIM  
SEMIVOLATILE SIM ORGANICS ANALYSIS DATA SHEET

EPA SAMPLE NO.

E3NK9

Lab Name: MITKEM LABORATORIES Contract: EP-W-05-030  
 Lab Code: MITKEM Case No.: 38897 Mod. Ref No.: \_\_\_\_\_ SDG No.: E3NK0  
 Matrix: (SOIL/SED/WATER) SOIL Lab Sample ID: H1627-16A  
 Sample wt/vol: 30.0 (g/mL) G Lab File ID: S4D5461.D  
 Extraction: (Type) SONC  
 % Moisture: 35 Decanted: (Y/N) N Date Received: 08/22/2009  
 Concentrated Extract Volume: 500 (uL) Date Extracted: 08/22/2009  
 Injection Volume: 2.0 (uL) GPC Factor: 2.00 Date Analyzed: 08/25/2009  
 GPC Cleanup: (Y/N) Y pH: 7.7 Dilution Factor: 1.0

CAS NO.	COMPOUND	CONCENTRATION UNITS:		Q
		(ug/L or ug/Kg)	UG/KG	
91-20-3	Naphthalene		27	
91-57-6	2-Methylnaphthalene		33	
208-96-8	Acenaphthylene		24	
83-32-9	Acenaphthene		52	E
86-73-7	Fluorene		80	E
85-01-8	Phenanthrene		830	E
120-12-7	Anthracene		140	E
206-44-0	Fluoranthene		1100	E
129-00-0	Pyrene		1200	E
56-55-3	Benzo(a)anthracene		770	E
218-01-9	Chrysene		750	E
205-99-2	Benzo(b)fluoranthene		730	E
207-08-9	Benzo(k)fluoranthene		300	E
50-32-8	Benzo(a)pyrene		470	E
193-39-5	Indeno(1,2,3-cd)pyrene		230	E
53-70-3	Dibenzo(a,h)anthracene		120	E
191-24-2	Benzo(g,h,i)perylene		220	E

PRELIMINARY

SOM01.2 (6/2007)

1F - FORM I SV-SIM  
SEMIVOLATILE SIM ORGANICS ANALYSIS DATA SHEET

EPA SAMPLE NO.

E3NLO

Lab Name: MITKEM LABORATORIES Contract: EP-W-05-030  
 Lab Code: MITKEM Case No.: 38897 Mod. Ref No.: \_\_\_\_\_ SDG No.: E3NKO  
 Matrix: (SOIL/SED/WATER) SOIL Lab Sample ID: H1627-17A  
 Sample wt/vol: 30.2 (g/mL) G Lab File ID: S4D5462.D  
 Extraction: (Type) SONC  
 % Moisture: 41 Decanted: (Y/N) N Date Received: 08/22/2009  
 Concentrated Extract Volume: 500 (uL) Date Extracted: 08/22/2009  
 Injection Volume: 2.0 (uL) GPC Factor: 2.00 Date Analyzed: 08/25/2009  
 GPC Cleanup: (Y/N) Y pH: 7.5 Dilution Factor: 1.0

CAS NO.	COMPOUND	CONCENTRATION UNITS:		Q
		(ug/L or ug/Kg)	UG/KG	
91-20-3	Naphthalene		25	
91-57-6	2-Methylnaphthalene		18	
208-96-8	Acenaphthylene		13	
83-32-9	Acenaphthene		38	
86-73-7	Fluorene		46	
85-01-8	Phenanthrene		520	E
120-12-7	Anthracene		88	E
206-44-0	Fluoranthene		670	E
129-00-0	Pyrene		700	E
56-55-3	Benzo(a)anthracene		400	E
218-01-9	Chrysene		410	E
205-99-2	Benzo(b)fluoranthene		250	E
207-08-9	Benzo(k)fluoranthene		110	E
50-32-8	Benzo(a)pyrene		190	E
193-39-5	Indeno(1,2,3-cd)pyrene		90	E
53-70-3	Dibenzo(a,h)anthracene		46	
191-24-2	Benzo(g,h,i)perylene		86	E

PRELIMINARY

SOM01.2 (6/2007)

1F - FORM I SV-SIM  
SEMIVOLATILE SIM ORGANICS ANALYSIS DATA SHEET

EPA SAMPLE NO.

E3NL1

Lab Name: MITKEM LABORATORIES Contract: EP-W-05-030  
 Lab Code: MITKEM Case No.: 38897 Mod. Ref No.: \_\_\_\_\_ SDG No.: E3NKO  
 Matrix: (SOIL/SED/WATER) SOIL Lab Sample ID: H1627-18A  
 Sample wt/vol: 30.0 (g/mL) G Lab File ID: S4D5463.D  
 Extraction: (Type) SONC  
 % Moisture: 36 Decanted: (Y/N) N Date Received: 08/22/2009  
 Concentrated Extract Volume: 500 (uL) Date Extracted: 08/22/2009  
 Injection Volume: 2.0 (uL) GPC Factor: 2.00 Date Analyzed: 08/25/2009  
 GPC Cleanup: (Y/N) Y pH: 7.9 Dilution Factor: 1.0

CAS NO.	COMPOUND	CONCENTRATION UNITS:		Q
		(ug/L or ug/Kg)	UG/KG	
91-20-3	Naphthalene		130	E
91-57-6	2-Methylnaphthalene		46	
208-96-8	Acenaphthylene		9.0	
83-32-9	Acenaphthene		42	
86-73-7	Fluorene		42	
85-01-8	Phenanthrene		420	E
120-12-7	Anthracene		82	E
206-44-0	Fluoranthene		420	E
129-00-0	Pyrene		400	E
56-55-3	Benzo (a) anthracene		200	E
218-01-9	Chrysene		180	E
205-99-2	Benzo (b) fluoranthene		62	E
207-08-9	Benzo (k) fluoranthene		81	E
50-32-8	Benzo (a) pyrene		74	E
193-39-5	Indeno (1,2,3-cd) pyrene		34	
53-70-3	Dibenzo (a,h) anthracene		12	
191-24-2	Benzo (g,h,i) perylene		31	

PRELIMINARY  
SOM01.2 (6/2007)



1F - FORM I SV-SIM  
SEMIVOLATILE SIM ORGANICS ANALYSIS DATA SHEET

EPA SAMPLE NO.

E3NL2

Lab Name: MITKEM LABORATORIES Contract: EP-W-05-030  
 Lab Code: MITKEM Case No.: 38897 Mod. Ref No.: \_\_\_\_\_ SDG No.: E3NK0  
 Matrix: (SOIL/SED/WATER) SOIL Lab Sample ID: H1627-19A  
 Sample wt/vol: 30.1 (g/mL) G Lab File ID: S4D5464.D  
 Extraction: (Type) SONC  
 % Moisture: 41 Decanted: (Y/N) N Date Received: 08/22/2009  
 Concentrated Extract Volume: 500 (uL) Date Extracted: 08/22/2009  
 Injection Volume: 2.0 (uL) GPC Factor: 2.00 Date Analyzed: 08/25/2009  
 GPC Cleanup: (Y/N) Y pH: 7.9 Dilution Factor: 1.0

CAS NO.	COMPOUND	CONCENTRATION UNITS:		Q
		(ug/L or ug/Kg)	UG/KG	
91-20-3	Naphthalene		5.6	U
91-57-6	2-Methylnaphthalene		5.6	U
208-96-8	Acenaphthylene		5.6	U
83-32-9	Acenaphthene		5.6	U
86-73-7	Fluorene		5.6	U
85-01-8	Phenanthrene		5.6	U
120-12-7	Anthracene		5.6	U
206-44-0	Fluoranthene		5.6	U
129-00-0	Pyrene		5.6	U
56-55-3	Benzo(a)anthracene		5.6	U
218-01-9	Chrysene		5.6	U
205-99-2	Benzo(b)fluoranthene		5.6	U
207-08-9	Benzo(k)fluoranthene		5.6	U
50-32-8	Benzo(a)pyrene		5.6	U
193-39-5	Indeno(1,2,3-cd)pyrene		5.6	U
53-70-3	Dibenzo(a,h)anthracene		5.6	U
191-24-2	Benzo(g,h,i)perylene		5.6	U

PRELIMINARY

SOM01.2 (6/2007)

1F - FORM I SV-SIM  
SEMIVOLATILE SIM ORGANICS ANALYSIS DATA SHEET

EPA SAMPLE NO.

E3NM7

Lab Name: MITKEM LABORATORIES Contract: EP-W-05-030  
 Lab Code: MITKEM Case No.: 38897 Mod. Ref No.:                      SDG No.: E3NK0  
 Matrix: (SOIL/SED/WATER) SOIL Lab Sample ID: H1627-07A  
 Sample wt/vol: 30.0 (g/mL) G Lab File ID: S4D5450.D  
 Extraction: (Type) SONC  
 % Moisture: 41 Decanted: (Y/N) N Date Received: 08/22/2009  
 Concentrated Extract Volume: 500 (uL) Date Extracted: 08/22/2009  
 Injection Volume: 2.0 (uL) GPC Factor: 2.00 Date Analyzed: 08/24/2009  
 GPC Cleanup: (Y/N) Y pH: 7.3 Dilution Factor: 1.0

CAS NO.	COMPOUND	CONCENTRATION UNITS:		Q
		(ug/L or ug/Kg)	UG/KG	
91-20-3	Naphthalene		9.5	
91-57-6	2-Methylnaphthalene		13	
208-96-8	Acenaphthylene		10	
83-32-9	Acenaphthene		37	
86-73-7	Fluorene		44	
85-01-8	Phenanthrene		550	E
120-12-7	Anthracene		79	E
206-44-0	Fluoranthene		770	E
129-00-0	Pyrene		690	E
56-55-3	Benzo (a) anthracene		400	E
218-01-9	Chrysene		390	E
205-99-2	Benzo (b) fluoranthene		260	E
207-08-9	Benzo (k) fluoranthene		160	E
50-32-8	Benzo (a) pyrene		190	E
193-39-5	Indeno (1,2,3-cd) pyrene		100	E
53-70-3	Dibenzo (a,h) anthracene		41	
191-24-2	Benzo (g,h,i) perylene		110	E

PRELIMINARY

1F - FORM I SV-SIM  
SEMIVOLATILE SIM ORGANICS ANALYSIS DATA SHEET

EPA SAMPLE NO.

E3NM8

Lab Name: MITKEM LABORATORIES Contract: EP-W-05-030  
 Lab Code: MITKEM Case No.: 38897 Mod. Ref No.: \_\_\_\_\_ SDG No.: E3NK0  
 Matrix: (SOIL/SED/WATER) SOIL Lab Sample ID: H1627-08A  
 Sample wt/vol: 30.0 (g/mL) G Lab File ID: S4D5451.D  
 Extraction: (Type) SONC  
 % Moisture: 37 Decanted: (Y/N) N Date Received: 08/22/2009  
 Concentrated Extract Volume: 500 (uL) Date Extracted: 08/22/2009  
 Injection Volume: 2.0 (uL) GPC Factor: 2.00 Date Analyzed: 08/25/2009  
 GPC Cleanup: (Y/N) Y pH: 7.2 Dilution Factor: 1.0

CAS NO.	COMPOUND	CONCENTRATION UNITS:		Q
		(ug/L or ug/Kg)	UG/KG	
91-20-3	Naphthalene		6.7	
91-57-6	2-Methylnaphthalene		15	
208-96-8	Acenaphthylene		13	
83-32-9	Acenaphthene		43	
86-73-7	Fluorene		57	E
85-01-8	Phenanthrene		710	E
120-12-7	Anthracene		500	E
206-44-0	Fluoranthene		960	E
129-00-0	Pyrene		900	E
56-55-3	Benzo (a) anthracene		550	E
218-01-9	Chrysene		560	E
205-99-2	Benzo (b) fluoranthene		450	E
207-08-9	Benzo (k) fluoranthene		180	E
50-32-8	Benzo (a) pyrene		290	E
193-39-5	Indeno (1,2,3-cd) pyrene		150	E
53-70-3	Dibenzo (a,h) anthracene		76	E
191-24-2	Benzo (g,h,i) perylene		170	E

PRELIMINARY

1F - FORM I SV-SIM  
SEMIVOLATILE SIM ORGANICS ANALYSIS DATA SHEET

EPA SAMPLE NO.

E3NM9

Lab Name: MITKEM LABORATORIES Contract: EP-W-05-030  
 Lab Code: MITKEM Case No.: 38897 Mod. Ref No.: \_\_\_\_\_ SDG No.: E3NK0  
 Matrix: (SOIL/SED/WATER) SOIL Lab Sample ID: H1627-09A  
 Sample wt/vol: 30.1 (g/mL) G Lab File ID: S4D5452.D  
 Extraction: (Type) SONC  
 % Moisture: 37 Decanted: (Y/N) N Date Received: 08/22/2009  
 Concentrated Extract Volume: 500 (uL) Date Extracted: 08/22/2009  
 Injection Volume: 2.0 (uL) GPC Factor: 2.00 Date Analyzed: 08/25/2009  
 GPC Cleanup: (Y/N) Y pH: 7.6 Dilution Factor: 1.0

CAS NO.	COMPOUND	CONCENTRATION UNITS:	
		(ug/L or ug/Kg)	UG/KG
91-20-3	Naphthalene		15
91-57-6	2-Methylnaphthalene		61
208-96-8	Acenaphthylene		23
83-32-9	Acenaphthene		73
86-73-7	Fluorene		100
85-01-8	Phenanthrene		840
120-12-7	Anthracene		140
206-44-0	Fluoranthene		1000
129-00-0	Pyrene		1300
56-55-3	Benzo (a) anthracene		870
218-01-9	Chrysene		850
205-99-2	Benzo (b) fluoranthene		610
207-08-9	Benzo (k) fluoranthene		300
50-32-8	Benzo (a) pyrene		410
193-39-5	Indeno (1, 2, 3-cd) pyrene		220
53-70-3	Dibenzo (a, h) anthracene		120
191-24-2	Benzo (g, h, i) perylene		230

PRELIMINARY

1F - FORM I SV-SIM  
SEMIVOLATILE SIM ORGANICS ANALYSIS DATA SHEET

EPA SAMPLE NO.

E3NNO

Lab Name: MITKEM LABORATORIES Contract: EP-W-05-030  
 Lab Code: MITKEM Case No.: 38897 Mod. Ref No.: \_\_\_\_\_ SDG No.: E3NKO  
 Matrix: (SOIL/SED/WATER) SOIL Lab Sample ID: H1627-10A  
 Sample wt/vol: 30.3 (g/mL) G Lab File ID: S4D5453.D  
 Extraction: (Type) SONC  
 % Moisture: 39 Decanted: (Y/N) N Date Received: 08/22/2009  
 Concentrated Extract Volume: 500 (uL) Date Extracted: 08/22/2009  
 Injection Volume: 2.0 (uL) GPC Factor: 2.00 Date Analyzed: 08/25/2009  
 GPC Cleanup: (Y/N) Y pH: 7.7 Dilution Factor: 1.0

CAS NO.	COMPOUND	CONCENTRATION UNITS:		Q
		(ug/L or ug/Kg)	UG/KG	
91-20-3	Naphthalene		130	E
91-57-6	2-Methylnaphthalene		120	E
208-96-8	Acenaphthylene		41	
83-32-9	Acenaphthene		92	E
86-73-7	Fluorene		140	E
85-01-8	Phenanthrene		1100	E
120-12-7	Anthracene		170	E
206-44-0	Fluoranthene		1300	E
129-00-0	Pyrene		1700	E
56-55-3	Benzo(a)anthracene		1300	E
218-01-9	Chrysene		1000	E
205-99-2	Benzo(b)fluoranthene		990	E
207-08-9	Benzo(k)fluoranthene		570	E
50-32-8	Benzo(a)pyrene		700	E
193-39-5	Indeno(1,2,3-cd)pyrene		380	E
53-70-3	Dibenzo(a,h)anthracene		210	E
191-24-2	Benzo(g,h,i)perylene		400	E

PRELIMINARY

1F - FORM I SV-SIM  
SEMIVOLATILE SIM ORGANICS ANALYSIS DATA SHEET

EPA SAMPLE NO.

E3NN1

Lab Name: MITKEM LABORATORIES Contract: EP-W-05-030  
 Lab Code: MITKEM Case No.: 38897 Mod. Ref No.: \_\_\_\_\_ SDG No.: E3NK0  
 Matrix: (SOIL/SED/WATER) SOIL Lab Sample ID: H1627-11A  
 Sample wt/vol: 30.0 (g/mL) G Lab File ID: S4D5454.D  
 Extraction: (Type) SONC  
 % Moisture: 37 Decanted: (Y/N) N Date Received: 08/22/2009  
 Concentrated Extract Volume: 500 (uL) Date Extracted: 08/22/2009  
 Injection Volume: 2.0 (uL) GPC Factor: 2.00 Date Analyzed: 08/25/2009  
 GPC Cleanup: (Y/N) Y pH: 7.8 Dilution Factor: 1.0

CAS NO.	COMPOUND	CONCENTRATION UNITS:		Q
		(ug/L or ug/Kg)	UG/KG	
91-20-3	Naphthalene		100	E
91-57-6	2-Methylnaphthalene		83	E
208-96-8	Acenaphthylene		30	
83-32-9	Acenaphthene		100	E
86-73-7	Fluorene		130	E
85-01-8	Phenanthrene		1400	E
120-12-7	Anthracene		240	E
206-44-0	Fluoranthene		1800	E
129-00-0	Pyrene		1900	E
56-55-3	Benzo (a) anthracene		1200	E
218-01-9	Chrysene		1200	E
205-99-2	Benzo (b) fluoranthene		720	E
207-08-9	Benzo (k) fluoranthene		460	E
50-32-8	Benzo (a) pyrene		590	E
193-39-5	Indeno (1, 2, 3-cd) pyrene		310	E
53-70-3	Dibenzo (a, h) anthracene		160	E
191-24-2	Benzo (g, h, i) perylene		330	E

PRELIMINARY

1F - FORM I SV-SIM  
SEMIVOLATILE SIM ORGANICS ANALYSIS DATA SHEET

EPA SAMPLE NO.

E3NN2

Lab Name: MITKEM LABORATORIES Contract: EP-W-05-030  
 Lab Code: MITKEM Case No.: 38897 Mod. Ref No.: \_\_\_\_\_ SDG No.: E3NK0  
 Matrix: (SOIL/SED/WATER) SOIL Lab Sample ID: H1627-12A  
 Sample wt/vol: 30.0 (g/mL) G Lab File ID: S4D5455.D  
 Extraction: (Type) SONC  
 % Moisture: 39 Decanted: (Y/N) N Date Received: 08/22/2009  
 Concentrated Extract Volume: 500 (uL) Date Extracted: 08/22/2009  
 Injection Volume: 2.0 (uL) GPC Factor: 2.00 Date Analyzed: 08/25/2009  
 GPC Cleanup: (Y/N) Y pH: 8.0 Dilution Factor: 1.0

CAS NO.	COMPOUND	CONCENTRATION UNITS:	
		(ug/L or ug/Kg)	UG/KG
91-20-3	Naphthalene	5.4	U
91-57-6	2-Methylnaphthalene	5.4	U
208-96-8	Acenaphthylene	5.4	U
83-32-9	Acenaphthene	5.4	U
86-73-7	Fluorene	5.4	U
85-01-8	Phenanthrene	5.4	U
120-12-7	Anthracene	5.4	U
206-44-0	Fluoranthene	5.4	U
129-00-0	Pyrene	5.4	U
56-55-3	Benzo(a)anthracene	5.4	U
218-01-9	Chrysene	5.4	U
205-99-2	Benzo(b)fluoranthene	5.4	U
207-08-9	Benzo(k)fluoranthene	5.4	U
50-32-8	Benzo(a)pyrene	5.4	U
193-39-5	Indeno(1,2,3-cd)pyrene	5.4	U
53-70-3	Dibenzo(a,h)anthracene	5.4	U
191-24-2	Benzo(g,h,i)perylene	5.4	U

PRELIMINARY

1F - FORM I SV-SIM  
SEMIVOLATILE SIM ORGANICS ANALYSIS DATA SHEET

EPA SAMPLE NO.

E3NN6

Lab Name: MITKEM LABORATORIES Contract: EP-W-05-030  
 Lab Code: MITKEM Case No.: 38897 Mod. Ref No.: \_\_\_\_\_ SDG No.: E3NKO  
 Matrix: (SOIL/SED/WATER) SOIL Lab Sample ID: H1627-20A  
 Sample wt/vol: 30.2 (g/mL) G Lab File ID: S4D5465.D  
 Extraction: (Type) SONC  
 % Moisture: 38 Decanted: (Y/N) N Date Received: 08/22/2009  
 Concentrated Extract Volume: 500 (uL) Date Extracted: 08/22/2009  
 Injection Volume: 2.0 (uL) GPC Factor: 2.00 Date Analyzed: 08/25/2009  
 GPC Cleanup: (Y/N) Y pH: 7.7 Dilution Factor: 1.0

CAS NO.	COMPOUND	CONCENTRATION UNITS:	
		(ug/L or ug/Kg)	UG/KG
91-20-3	Naphthalene	5.3	U
91-57-6	2-Methylnaphthalene	5.3	U
208-96-8	Acenaphthylene	5.3	U
83-32-9	Acenaphthene	5.3	U
86-73-7	Fluorene	5.3	U
85-01-8	Phenanthrene	50	
120-12-7	Anthracene	8.0	
206-44-0	Fluoranthene	99	E
129-00-0	Pyrene	74	E
56-55-3	Benzo(a)anthracene	37	
218-01-9	Chrysene	44	
205-99-2	Benzo(b)fluoranthene	20	
207-08-9	Benzo(k)fluoranthene	11	
50-32-8	Benzo(a)pyrene	14	
193-39-5	Indeno(1,2,3-cd)pyrene	7.3	
53-70-3	Dibenzo(a,h)anthracene	5.3	U
191-24-2	Benzo(g,h,i)perylene	7.2	

PRELIMINARY



1H - FORM I ARO  
 AROCLOR ORGANICS ANALYSIS DATA SHEET

EPA SAMPLE NO.

E3NN7

Lab Name: MITKEM LABORATORIES Contract: EP-W-05-030  
 Lab Code: MITKEM Case No.: 38897 Mod. Ref No.: \_\_\_\_\_ SDG No.: E3NL3  
 Matrix: (SOIL/SED/WATER) SOIL Lab Sample ID: H1628-18A  
 Sample wt/vol: 30.2 (g/mL) G Lab File ID: E3G6012F.D/E3G6012R.D  
 % Moisture: 40 Decanted: (Y/N) N Date Received: 08/25/2009  
 Extraction: (Type) SONC Date Extracted: 08/25/2009  
 Concentrated Extract Volume: 10000 (uL) Date Analyzed: 08/26/2009  
 Injection Volume: 1.0 (uL) GPC Factor: 1.00 Dilution Factor: 1.0  
 GPC Cleanup: (Y/N) N pH: 7.3 Sulfur Cleanup: (Y/N) Y  
 Acid Cleanup: (Y/N) Y

CAS NO.	COMPOUND	CONCENTRATION UNITS: <u>UG/KG</u>	
		(ug/L or ug/Kg)	<u>Q</u>
12674-11-2	Aroclor-1016	55	U
11104-28-2	Aroclor-1221	55	U
11141-16-5	Aroclor-1232	55	U
53469-21-9	Aroclor-1242	55	U
12672-29-6	Aroclor-1248	55	U
11097-69-1	Aroclor-1254	2300	EP
11096-82-5	Aroclor-1260	1200	E
37324-23-5	Aroclor-1262	55	U
11100-14-4	Aroclor-1268	55	U

PRELIMINARY

1H - FORM I ARO  
 AROCLOR ORGANICS ANALYSIS DATA SHEET

EPA SAMPLE NO.

E3NN7DL

Lab Name: MITKEM LABORATORIES Contract: EP-W-05-030  
 Lab Code: MITKEM Case No.: 38897 Mod. Ref No.: \_\_\_\_\_ SDG No.: E3NL3  
 Matrix: (SOIL/SED/WATER) SOIL Lab Sample ID: H1628-18ADL  
 Sample wt/vol: 30.2 (g/mL) G Lab File ID: E3G6082F.D/E3G6082R.D  
 % Moisture: 40 Decanted: (Y/N) N Date Received: 08/25/2009  
 Extraction: (Type) SONC Date Extracted: 08/25/2009  
 Concentrated Extract Volume: 1000 (uL) Date Analyzed: 08/27/2009  
 Injection Volume: 1.0 (uL) GPC Factor: 1.00 Dilution Factor: 10.0  
 GPC Cleanup: (Y/N) N pH: 7.3 Sulfur Cleanup: (Y/N) Y  
 Acid Cleanup: (Y/N) Y

CAS NO.	COMPOUND	CONCENTRATION UNITS: <u>UG/KG</u> (ug/L or ug/Kg)	<u>Q</u>
12674-11-2	Aroclor-1016	550	U
11104-28-2	Aroclor-1221	550	U
11141-16-5	Aroclor-1232	550	U
53469-21-9	Aroclor-1242	550	U
12672-29-6	Aroclor-1248	550	U
11097-69-1	Aroclor-1254	3800	D
11096-82-5	Aroclor-1260	1600	D
37324-23-5	Aroclor-1262	550	U
11100-14-4	Aroclor-1268	550	U

**PRELIMINARY**

1H - FORM I ARO  
 AROCLOR ORGANICS ANALYSIS DATA SHEET

EPA SAMPLE NO.

E3NN8

Lab Name: MITKEM LABORATORIES Contract: EP-W-05-030  
 Lab Code: MITKEM Case No.: 38897 Mod. Ref No.:                      SDG No.: E3NL3  
 Matrix: (SOIL/SED/WATER) SOIL Lab Sample ID: H1628-19A  
 Sample wt/vol: 30.3 (g/mL) G Lab File ID: E3G6013F.D/E3G6013R.D  
 % Moisture: 38 Decanted: (Y/N) N Date Received: 08/25/2009  
 Extraction: (Type) SONC Date Extracted: 08/25/2009  
 Concentrated Extract Volume: 10000 (uL) Date Analyzed: 08/26/2009  
 Injection Volume: 1.0 (uL) GPC Factor: 1.00 Dilution Factor: 1.0  
 GPC Cleanup: (Y/N) N pH: 7.4 Sulfur Cleanup: (Y/N) Y  
 Acid Cleanup: (Y/N) Y

CAS NO.	COMPOUND	CONCENTRATION UNITS: UG/KG	
		(ug/L or ug/Kg)	Q
12674-11-2	Aroclor-1016	53	U
11104-28-2	Aroclor-1221	53	U
11141-16-5	Aroclor-1232	53	U
53469-21-9	Aroclor-1242	53	U
12672-29-6	Aroclor-1248	53	U
11097-69-1	Aroclor-1254	1600	E
11096-82-5	Aroclor-1260	670	EP
37324-23-5	Aroclor-1262	53	U
11100-14-4	Aroclor-1268	53	U

PRELIMINARY

1H - FORM I ARO  
 AROCLOR ORGANICS ANALYSIS DATA SHEET

EPA SAMPLE NO.

E3NN8DL

Lab Name: MITKEM LABORATORIES Contract: EP-W-05-030  
 Lab Code: MITKEM Case No.: 38897 Mod. Ref No.: SDG No.: E3NL3  
 Matrix: (SOIL/SED/WATER) SOIL Lab Sample ID: H1628-19ADL  
 Sample wt/vol: 30.3 (g/mL) G Lab File ID: E3G6083F.D/E3G6083R.D  
 % Moisture: 38 Decanted: (Y/N) N Date Received: 08/25/2009  
 Extraction: (Type) SONC Date Extracted: 08/25/2009  
 Concentrated Extract Volume: 1000 (uL) Date Analyzed: 08/27/2009  
 Injection Volume: 1.0 (uL) GPC Factor: 1.00 Dilution Factor: 8.0  
 GPC Cleanup: (Y/N) N pH: 7.4 Sulfur Cleanup: (Y/N) Y  
 Acid Cleanup: (Y/N) Y

CAS NO.	COMPOUND	CONCENTRATION UNITS: <u>UG/KG</u> (ug/L or ug/Kg)	<u>Q</u>
12674-11-2	Aroclor-1016	420	U
11104-28-2	Aroclor-1221	420	U
11141-16-5	Aroclor-1232	420	U
53469-21-9	Aroclor-1242	420	U
12672-29-6	Aroclor-1248	420	U
11097-69-1	Aroclor-1254	2100	D
11096-82-5	Aroclor-1260	770	D
37324-23-5	Aroclor-1262	420	U
11100-14-4	Aroclor-1268	420	U

PRELIMINARY

1H - FORM I ARO  
 AROCLOR ORGANICS ANALYSIS DATA SHEET

EPA SAMPLE NO.

E3NP0

Lab Name: MITKEM LABORATORIES Contract: EP-W-05-030  
 Lab Code: MITKEM Case No.: 38897 Mod. Ref No.:                      SDG No.: E3NL3  
 Matrix: (SOIL/SED/WATER) SOIL Lab Sample ID: H1628-20A  
 Sample wt/vol: 30.2 (g/mL) G Lab File ID: E3G6014F.D/E3G6014R.D  
 % Moisture: 39 Decanted: (Y/N) N Date Received: 08/25/2009  
 Extraction: (Type) SONC Date Extracted: 08/25/2009  
 Concentrated Extract Volume: 10000 (uL) Date Analyzed: 08/26/2009  
 Injection Volume: 1.0 (uL) GPC Factor: 1.00 Dilution Factor: 1.0  
 GPC Cleanup: (Y/N) N pH: 7.5 Sulfur Cleanup: (Y/N) Y  
 Acid Cleanup: (Y/N) Y

CAS NO.	COMPOUND	CONCENTRATION UNITS: <u>UG/KG</u>	
		(ug/L or ug/Kg)	<u>Q</u>
12674-11-2	Aroclor-1016	54	U
11104-28-2	Aroclor-1221	54	U
11141-16-5	Aroclor-1232	54	U
53469-21-9	Aroclor-1242	54	U
12672-29-6	Aroclor-1248	54	U
11097-69-1	Aroclor-1254	96	
11096-82-5	Aroclor-1260	54	U
37324-23-5	Aroclor-1262	54	U
11100-14-4	Aroclor-1268	54	U

**PRELIMINARY**

10C - FORM X ARO  
IDENTIFICATION SUMMARY  
FOR MULTICOMPONENT ANALYTES

EPA SAMPLE NO.

E3NN7

Lab Name: MITKEM LABORATORIES Contract: EP-W-05-030  
 Lab Code: MITKEM Case No.: 38897 Mod. Ref No.: SDG No.: E3NL3  
 Lab Sample ID: H1628-18A Date(s) Analyzed: 08/26/2009 08/26/2009  
 Instrument ID (1): E3 Instrument ID (2): E3  
 GC Column(1): CLPPest ID: 0.53 (mm) GC Column(2): CLPPestII ID: 0.53 (MM)

ANALYTE	PEAK	RT	RT WINDOW		CONCENTRATION		%D
			FROM	TO	PEAK	MEAN	
Aroclor-1254	1	5.888	5.791	5.931	2783.5280	3013.181405	
	2	6.192	6.090	6.230	3066.4395		
COLUMN 1	3	6.719	6.615	6.755	3189.5767		
	4						
	5						
COLUMN 2	1	6.220	6.127	6.267	2629.3815	2312.832974	30.3
	2	6.770	6.680	6.820	2572.5843		
	3	7.007	6.956	7.096	1736.5331		
	4						
	5						
Aroclor-1260	1	6.399	6.296	6.436	2109.1320	1215.504292	
	2	7.543	7.434	7.574	676.7985		
COLUMN 1	3	7.907	7.799	7.939	860.5823		
	4						
	5						
COLUMN 2	1	7.742	7.649	7.789	2797.9623	1393.264311	14.6
	2	8.607	8.507	8.647	633.0857		
	3	9.117	9.020	9.160	748.7449		
	4						
	5						

At least 3 peaks for each column are required for identification of multicomponent analytes

**PRELIMINARY**

10C - FORM X ARO  
 IDENTIFICATION SUMMARY  
 FOR MULTICOMPONENT ANALYTES

EPA SAMPLE NO.

E3NN7DL

Lab Name: MITKEM LABORATORIES Contract: EP-W-05-030  
 Lab Code: MITKEM Case No.: 38897 Mod. Ref No.: SDG No.: E3NL3  
 Lab Sample ID: H1628-18ADL Date(s) Analyzed: 08/27/2009 08/27/2009  
 Instrument ID (1): E3 Instrument ID (2): E3  
 GC Column(1): CLPPest ID: 0.53 (mm) GC Column(2): CLPPestII ID: 0.53 (MM)

ANALYTE	PEAK	RT	RT WINDOW		CONCENTRATION		%D
			FROM	TO	PEAK	MEAN	
Aroclor-1254	1	5.867	5.791	5.931	3742.1403	4027.134760	
	2	6.168	6.090	6.230	4035.8754		
	3	6.693	6.615	6.755	4303.3886		
	4						
	5						
COLUMN 1	1	6.205	6.127	6.267	3752.6660	3809.146466	5.7
	2	6.756	6.680	6.820	3638.4692		
	3	7.032	6.956	7.096	4036.3042		
	4						
	5						
COLUMN 2	1	6.373	6.296	6.436	2794.2690	1577.286767	
	2	7.510	7.434	7.574	822.9650		
	3	7.874	7.799	7.939	1114.6263		
	4						
	5						
Aroclor-1260	1	7.724	7.649	7.789	3990.0861	1956.148492	24.0
	2	8.583	8.507	8.647	869.3270		
	3	9.097	9.020	9.160	1009.0324		
	4						
	5						
COLUMN 2	1						
	2						
	3						
	4						
	5						

At least 3 peaks for each column are required for identification of multicomponent analytes

**PRELIMINARY**

10C - FORM X ARO  
IDENTIFICATION SUMMARY  
FOR MULTICOMPONENT ANALYTES

EPA SAMPLE NO.

E3NN8

Lab Name: MITKEM LABORATORIES Contract: EP-W-05-030  
 Lab Code: MITKEM Case No.: 38897 Mod. Ref No.: SDG No.: E3NL3  
 Lab Sample ID: H1628-19A Date(s) Analyzed: 08/26/2009 08/26/2009  
 Instrument ID (1): E3 Instrument ID (2): E3  
 GC Column(1): CLPPest ID: 0.53 (mm) GC Column(2): CLPPestII ID: 0.53 (MM)

ANALYTE	PEAK	RT	RT WINDOW		CONCENTRATION		%D
			FROM	TO	PEAK	MEAN	
Aroclor-1254	1	5.874	5.791	5.931	1708.2795	1775.976685	
	2	6.177	6.090	6.230	1854.9003		
COLUMN 1	3	6.702	6.615	6.755	1764.7503		
	4						
	5						
COLUMN 2	1	6.212	6.127	6.267	1595.0976	1614.381791	10
	2	6.762	6.680	6.820	1572.0093		
	3	7.040	6.956	7.096	1676.0385		
	4						
	5						
Aroclor-1260	1	6.391	6.296	6.436	1209.1653	667.030170	
	2	7.523	7.434	7.574	339.5562		
COLUMN 1	3	7.887	7.799	7.939	452.3690		
	4						
	5						
COLUMN 2	1	7.732	7.649	7.789	1566.2495	896.573940	34.4
	2	8.587	8.507	8.647	722.9304		
	3	9.105	9.020	9.160	400.5420		
	4						
	5						

At least 3 peaks for each column are required for identification of multicomponent analytes

**PRELIMINARY**



10C - FORM X ARO  
 IDENTIFICATION SUMMARY  
 FOR MULTICOMPONENT ANALYTES

EPA SAMPLE NO.

E3NN8DL

Lab Name: MITKEM LABORATORIES Contract: EP-W-05-030  
 Lab Code: MITKEM Case No.: 38897 Mod. Ref No.: SDG No.: E3NL3  
 Lab Sample ID: H1628-19ADL Date(s) Analyzed: 08/27/2009 08/27/2009  
 Instrument ID (1): E3 Instrument ID (2): E3  
 GC Column(1): CLPPest ID: 0.53 (mm) GC Column(2): CLPPestII ID: 0.53 (MM)

ANALYTE	PEAK	RT	RT WINDOW		CONCENTRATION		%D
			FROM	TO	PEAK	MEAN	
Aroclor-1254	1	5.870	5.791	5.931	2069.0148	2118.084633	
	2	6.170	6.090	6.230	2179.7169		
COLUMN 1	3	6.696	6.615	6.755	2105.5221		
	4						
	5						
COLUMN 2	1	6.207	6.127	6.267	2030.0511	2063.493139	2.6
	2	6.758	6.680	6.820	1988.0707		
	3	7.036	6.956	7.096	2172.3576		
	4						
	5						
Aroclor-1260	1	6.378	6.296	6.436	1455.5514	765.945709	
	2	7.512	7.434	7.574	386.1782		
COLUMN 1	3	7.877	7.799	7.939	456.1076		
	4						
	5						
COLUMN 2	1	7.728	7.649	7.789	1964.6127	952.819900	24.4
	2	8.585	8.507	8.647	438.7244		
	3	9.099	9.020	9.160	455.1227		
	4						
	5						

At least 3 peaks for each column are required for identification of multicomponent analytes

**PRELIMINARY**

10C - FORM X ARO  
IDENTIFICATION SUMMARY  
FOR MULTICOMPONENT ANALYTES

EPA SAMPLE NO.

E3NP0

Lab Name: MITKEM LABORATORIES Contract: EP-W-05-030  
 Lab Code: MITKEM Case No.: 38897 Mod. Ref No.: SDG No.: E3NL3  
 Lab Sample ID: H1628-20A Date(s) Analyzed: 08/26/2009 08/26/2009  
 Instrument ID (1): E3 Instrument ID (2): E3  
 GC Column(1): CLPPest ID: 0.53 (mm) GC Column(2): CLPPestII ID: 0.53 (MM)

ANALYTE	PEAK	RT	RT WINDOW		CONCENTRATION		%D	
			FROM	TO	PEAK	MEAN		
Aroclor-1254	1	5.868	5.791	5.931	129.1224	95.536776		
	2	6.174	6.090	6.230	88.3534			
	3	6.646	6.615	6.755	69.1345			
COLUMN 1		4						
COLUMN 1		5						
COLUMN 2	1	6.228	6.127	6.267	223.9368	115.104890	20.5	
	2	6.752	6.680	6.820	87.2841			
	3	7.038	6.956	7.096	34.0938			
	COLUMN 2		4					
	COLUMN 2		5					

At least 3 peaks for each column are required for identification of multicomponent analytes

**PRELIMINARY**

1H - FORM I ARO  
 AROCLOR ORGANICS ANALYSIS DATA SHEET

EPA SAMPLE NO.

E3NL3

Lab Name: MITKEM LABORATORIES Contract: EP-W-05-030  
 Lab Code: MITKEM Case No.: 38897 Mod. Ref No.:                      SDG No.: E3NL3  
 Matrix: (SOIL/SED/WATER) SOIL Lab Sample ID: H1628-01A  
 Sample wt/vol: 30.4 (g/mL) G Lab File ID: E3G5938F.D/E3G5938R.D  
 % Moisture: 45 Decanted: (Y/N) N Date Received: 08/22/2009  
 Extraction: (Type) SONC Date Extracted: 08/22/2009  
 Concentrated Extract Volume: 10000 (uL) Date Analyzed: 08/24/2009  
 Injection Volume: 1.0 (uL) GPC Factor: 1.00 Dilution Factor: 1.0  
 GPC Cleanup: (Y/N) N pH:                      Sulfur Cleanup: (Y/N) Y  
 Acid Cleanup: (Y/N) Y

CAS NO.	COMPOUND	CONCENTRATION UNITS: <u>UG/KG</u>	
		(ug/L or ug/Kg)	<u>Q</u>
12674-11-2	Aroclor-1016	59	U
11104-28-2	Aroclor-1221	59	U
11141-16-5	Aroclor-1232	59	U
53469-21-9	Aroclor-1242	59	U
12672-29-6	Aroclor-1248	120	
11097-69-1	Aroclor-1254	63	
11096-82-5	Aroclor-1260	59	U
37324-23-5	Aroclor-1262	59	U
11100-14-4	Aroclor-1268	59	U

PRELIMINARY

1H - FORM I ARO  
 AROCLOR ORGANICS ANALYSIS DATA SHEET

EPA SAMPLE NO.

E3NL3MS (2)

Lab Name: MITKEM LABORATORIES Contract: EP-W-05-030  
 Lab Code: MITKEM Case No.: 38897 Mod. Ref No.:                      SDG No.: E3NL3  
 Matrix: (SOIL/SED/WATER) SOIL Lab Sample ID: H1628-01AMS  
 Sample wt/vol: 30 (g/mL) G Lab File ID: E3G5939R.D  
 % Moisture: 45 Decanted: (Y/N) N Date Received: 08/22/2009  
 Extraction: (Type) SONC Date Extracted: 08/22/2009  
 Concentrated Extract Volume: 10000 (uL) Date Analyzed: 08/24/2009  
 Injection Volume: 1.0 (uL) GPC Factor: 1.00 Dilution Factor: 1.0  
 GPC Cleanup: (Y/N) N pH:                      Sulfur Cleanup: (Y/N) Y  
 Acid Cleanup: (Y/N) Y

CAS NO.	COMPOUND	CONCENTRATION UNITS:	
		(ug/L or ug/Kg)	UG/KG
12674-11-2	Aroclor-1016		310
11104-28-2	Aroclor-1221		60
11141-16-5	Aroclor-1232		60
53469-21-9	Aroclor-1242		60
12672-29-6	Aroclor-1248		190
11097-69-1	Aroclor-1254		150
11096-82-5	Aroclor-1260		210
37324-23-5	Aroclor-1262		60
11100-14-4	Aroclor-1268		60

PRELIMINARY

1H - FORM I ARO  
 AROCLOR ORGANICS ANALYSIS DATA SHEET

EPA SAMPLE NO.

E3NL3MS(1)

Lab Name: MITKEM LABORATORIES Contract: EP-W-05-030  
 Lab Code: MITKEM Case No.: 38897 Mod. Ref No.:                      SDG No.: E3NL3  
 Matrix: (SOIL/SED/WATER) SOIL Lab Sample ID: H1628-01AMS  
 Sample wt/vol: 30 (g/mL) G Lab File ID: E3G5939F.D  
 % Moisture: 45 Decanted: (Y/N) N Date Received: 08/22/2009  
 Extraction: (Type) SONC Date Extracted: 08/22/2009  
 Concentrated Extract Volume: 10000 (uL) Date Analyzed: 08/24/2009  
 Injection Volume: 1.0 (uL) GPC Factor: 1.00 Dilution Factor: 1.0  
 GPC Cleanup: (Y/N) N pH:                      Sulfur Cleanup: (Y/N) Y  
 Acid Cleanup: (Y/N) Y

CAS NO.	COMPOUND	CONCENTRATION UNITS:	
		(ug/L or ug/Kg)	UG/KG
12674-11-2	Aroclor-1016		310
11104-28-2	Aroclor-1221		60
11141-16-5	Aroclor-1232		60
53469-21-9	Aroclor-1242		60
12672-29-6	Aroclor-1248		220
11097-69-1	Aroclor-1254		150
11096-82-5	Aroclor-1260		270
37324-23-5	Aroclor-1262		60
11100-14-4	Aroclor-1268		60

PRELIMINARY

SOM01.2 (6/2007)

1H - FORM I ARO  
 AROCLOR ORGANICS ANALYSIS DATA SHEET

EPA SAMPLE NO.

E3NL3MSD(2)

Lab Name: MITKEM LABORATORIES Contract: EP-W-05-030  
 Lab Code: MITKEM Case No.: 38897 Mod. Ref No.:                      SDG No.: E3NL3  
 Matrix: (SOIL/SED/WATER) SOIL Lab Sample ID: H1628-01AMSD  
 Sample wt/vol: 30 (g/mL) G Lab File ID: E3G5940R.D  
 % Moisture: 45 Decanted: (Y/N) N Date Received: 08/22/2009  
 Extraction: (Type) SONC Date Extracted: 08/22/2009  
 Concentrated Extract Volume: 10000 (uL) Date Analyzed: 08/24/2009  
 Injection Volume: 1.0 (uL) GPC Factor: 1.00 Dilution Factor: 1.0  
 GPC Cleanup: (Y/N) N pH:                      Sulfur Cleanup: (Y/N) Y  
 Acid Cleanup: (Y/N) Y

CAS NO.	COMPOUND	CONCENTRATION UNITS:	
		(ug/L or ug/Kg)	UG/KG
12674-11-2	Aroclor-1016		340
11104-28-2	Aroclor-1221		60
11141-16-5	Aroclor-1232		60
53469-21-9	Aroclor-1242		60
12672-29-6	Aroclor-1248		210
11097-69-1	Aroclor-1254		160
11096-82-5	Aroclor-1260		240
37324-23-5	Aroclor-1262		60
11100-14-4	Aroclor-1268		60

**PRELIMINARY**  
 SOM01.2 (6/2007)

1H - FORM I ARO  
 AROCLOR ORGANICS ANALYSIS DATA SHEET

EPA SAMPLE NO.

E3NL3MSD(1)

Lab Name: MITKEM LABORATORIES Contract: EP-W-05-030  
 Lab Code: MITKEM Case No.: 38897 Mod. Ref No.:                      SDG No.: E3NL3  
 Matrix: (SOIL/SED/WATER) SOIL Lab Sample ID: H1628-01AMSD  
 Sample wt/vol: 30 (g/mL) G Lab File ID: E3G5940F.D  
 % Moisture: 45 Decanted: (Y/N) N Date Received: 08/22/2009  
 Extraction: (Type) SONC Date Extracted: 08/22/2009  
 Concentrated Extract Volume: 10000 (uL) Date Analyzed: 08/24/2009  
 Injection Volume: 1.0 (uL) GPC Factor: 1.00 Dilution Factor: 1.0  
 GPC Cleanup: (Y/N) N pH:                      Sulfur Cleanup: (Y/N) Y  
 Acid Cleanup: (Y/N) Y

CAS NO.	COMPOUND	CONCENTRATION UNITS:	
		(ug/L or ug/Kg)	UG/KG
12674-11-2	Aroclor-1016		340
11104-28-2	Aroclor-1221		60
11141-16-5	Aroclor-1232		60
53469-21-9	Aroclor-1242		60
12672-29-6	Aroclor-1248		240
11097-69-1	Aroclor-1254		160
11096-82-5	Aroclor-1260		310
37324-23-5	Aroclor-1262		60
11100-14-4	Aroclor-1268		60

**PRELIMINARY**

SOM01.2 (6/2007)

1H - FORM I ARO  
 AROCLOR ORGANICS ANALYSIS DATA SHEET

EPA SAMPLE NO.

E3NL4

Lab Name: MITKEM LABORATORIES Contract: EP-W-05-030  
 Lab Code: MITKEM Case No.: 38897 Mod. Ref No.: \_\_\_\_\_ SDG No.: E3NL3  
 Matrix: (SOIL/SED/WATER) SOIL Lab Sample ID: H1628-02A  
 Sample wt/vol: 30.0 (g/mL) G Lab File ID: E3G5941F.D/E3G5941R.D  
 % Moisture: 41 Decanted: (Y/N) N Date Received: 08/22/2009  
 Extraction: (Type) SONC Date Extracted: 08/22/2009  
 Concentrated Extract Volume: 10000 (uL) Date Analyzed: 08/24/2009  
 Injection Volume: 1.0 (uL) GPC Factor: 1.00 Dilution Factor: 1.0  
 GPC Cleanup: (Y/N) N pH: 7.3 Sulfur Cleanup: (Y/N) Y  
 Acid Cleanup: (Y/N) Y

CAS NO.	COMPOUND	CONCENTRATION UNITS: <u>UG/KG</u>	
		(ug/L or ug/Kg)	<u>Q</u>
12674-11-2	Aroclor-1016	56	U
11104-28-2	Aroclor-1221	56	U
11141-16-5	Aroclor-1232	56	U
53469-21-9	Aroclor-1242	56	U
12672-29-6	Aroclor-1248	330	
11097-69-1	Aroclor-1254	230	
11096-82-5	Aroclor-1260	56	U
37324-23-5	Aroclor-1262	56	U
11100-14-4	Aroclor-1268	56	U

**PRELIMINARY**



1H - FORM I ARO  
 AROCLOR ORGANICS ANALYSIS DATA SHEET

EPA SAMPLE NO.

E3NL5

Lab Name: MITKEM LABORATORIES Contract: EP-W-05-030  
 Lab Code: MITKEM Case No.: 38897 Mod. Ref No.: \_\_\_\_\_ SDG No.: E3NL3  
 Matrix: (SOIL/SED/WATER) SOIL Lab Sample ID: H1628-03A  
 Sample wt/vol: 30.0 (g/mL) G Lab File ID: E3G5942F.D/E3G5942R.D  
 % Moisture: 40 Decanted: (Y/N) N Date Received: 08/22/2009  
 Extraction: (Type) SONC Date Extracted: 08/22/2009  
 Concentrated Extract Volume: 10000 (uL) Date Analyzed: 08/24/2009  
 Injection Volume: 1.0 (uL) GPC Factor: 1.00 Dilution Factor: 1.0  
 GPC Cleanup: (Y/N) N pH: 7.6 Sulfur Cleanup: (Y/N) Y  
 Acid Cleanup: (Y/N) Y

CAS NO.	COMPOUND	CONCENTRATION UNITS: <u>UG/KG</u>	
		(ug/L or ug/Kg)	<u>Q</u>
12674-11-2	Aroclor-1016	55	U
11104-28-2	Aroclor-1221	55	U
11141-16-5	Aroclor-1232	55	U
53469-21-9	Aroclor-1242	55	U
12672-29-6	Aroclor-1248	970	E
11097-69-1	Aroclor-1254	470	
11096-82-5	Aroclor-1260	180	P
37324-23-5	Aroclor-1262	55	U
11100-14-4	Aroclor-1268	55	U

**PRELIMINARY**

1H - FORM I ARO  
 AROCLOR ORGANICS ANALYSIS DATA SHEET

EPA SAMPLE NO.

E3NL5DL

Lab Name: MITKEM LABORATORIES Contract: EP-W-05-030  
 Lab Code: MITKEM Case No.: 38897 Mod. Ref No.:                      SDG No.: E3NL3  
 Matrix: (SOIL/SED/WATER) SOIL Lab Sample ID: H1628-03ADL  
 Sample wt/vol: 30.0 (g/mL) G Lab File ID: E3G5975F.D/E3G5975R.D  
 % Moisture: 40 Decanted: (Y/N) N Date Received: 08/22/2009  
 Extraction: (Type) SONC Date Extracted: 08/22/2009  
 Concentrated Extract Volume: 1000 (uL) Date Analyzed: 08/24/2009  
 Injection Volume: 1.0 (uL) GPC Factor: 1.00 Dilution Factor: 5.0  
 GPC Cleanup: (Y/N) N pH: 7.6 Sulfur Cleanup: (Y/N) Y  
 Acid Cleanup: (Y/N) Y

CAS NO.	COMPOUND	CONCENTRATION UNITS: <u>UG/KG</u>	
		(ug/L or ug/Kg)	<u>Q</u>
12674-11-2	Aroclor-1016	280	U
11104-28-2	Aroclor-1221	280	U
11141-16-5	Aroclor-1232	280	U
53469-21-9	Aroclor-1242	280	U
12672-29-6	Aroclor-1248	1200	D
11097-69-1	Aroclor-1254	570	D
11096-82-5	Aroclor-1260	280	U
37324-23-5	Aroclor-1262	280	U
11100-14-4	Aroclor-1268	280	U

PRELIMINARY

1H - FORM I ARO  
 AROCLOR ORGANICS ANALYSIS DATA SHEET

EPA SAMPLE NO.

E3NL6

Lab Name: MITKEM LABORATORIES Contract: EP-W-05-030  
 Lab Code: MITKEM Case No.: 38897 Mod. Ref No.: \_\_\_\_\_ SDG No.: E3NL3  
 Matrix: (SOIL/SED/WATER) SOIL Lab Sample ID: H1628-04A  
 Sample wt/vol: 30.2 (g/mL) G Lab File ID: E3G5943F.D/E3G5943R.D  
 % Moisture: 37 Decanted: (Y/N) N Date Received: 08/22/2009  
 Extraction: (Type) SONC Date Extracted: 08/22/2009  
 Concentrated Extract Volume: 10000 (uL) Date Analyzed: 08/24/2009  
 Injection Volume: 1.0 (uL) GPC Factor: 1.00 Dilution Factor: 1.0  
 GPC Cleanup: (Y/N) N pH: 7.8 Sulfur Cleanup: (Y/N) Y  
 Acid Cleanup: (Y/N) Y

CAS NO.	COMPOUND	CONCENTRATION UNITS: <u>UG/KG</u>	
		(ug/L or ug/Kg)	<u>Q</u>
12674-11-2	Aroclor-1016	52	U
11104-28-2	Aroclor-1221	52	U
11141-16-5	Aroclor-1232	52	U
53469-21-9	Aroclor-1242	52	U
12672-29-6	Aroclor-1248	52	U
11097-69-1	Aroclor-1254	140	
11096-82-5	Aroclor-1260	52	U
37324-23-5	Aroclor-1262	52	U
11100-14-4	Aroclor-1268	52	U

**PRELIMINARY**

1H - FORM I ARO  
 AROCLOR ORGANICS ANALYSIS DATA SHEET

EPA SAMPLE NO.

E3NL7

Lab Name: MITKEM LABORATORIES Contract: EP-W-05-030  
 Lab Code: MITKEM Case No.: 38897 Mod. Ref No.:                      SDG No.: E3NL3  
 Matrix: (SOIL/SED/WATER) SOIL Lab Sample ID: H1628-05A  
 Sample wt/vol: 30.0 (g/mL) G Lab File ID: E3G5944F.D/E3G5944R.D  
 % Moisture: 37 Decanted: (Y/N) N Date Received: 08/22/2009  
 Extraction: (Type) SONC Date Extracted: 08/22/2009  
 Concentrated Extract Volume: 10000 (uL) Date Analyzed: 08/24/2009  
 Injection Volume: 1.0 (uL) GPC Factor: 1.00 Dilution Factor: 1.0  
 GPC Cleanup: (Y/N) N pH: 7.8 Sulfur Cleanup: (Y/N) Y  
 Acid Cleanup: (Y/N) Y

CAS NO.	COMPOUND	CONCENTRATION UNITS: <u>UG/KG</u>	
		(ug/L or ug/Kg)	<u>Q</u>
12674-11-2	Aroclor-1016	52	U
11104-28-2	Aroclor-1221	52	U
11141-16-5	Aroclor-1232	52	U
53469-21-9	Aroclor-1242	52	U
12672-29-6	Aroclor-1248	52	U
11097-69-1	Aroclor-1254	52	U
11096-82-5	Aroclor-1260	52	U
37324-23-5	Aroclor-1262	52	U
11100-14-4	Aroclor-1268	52	U

PRELIMINARY

1H - FORM I ARO  
 AROCLOR ORGANICS ANALYSIS DATA SHEET

EPA SAMPLE NO.

E3NL8

Lab Name: MITKEM LABORATORIES Contract: EP-W-05-030  
 Lab Code: MITKEM Case No.: 38897 Mod. Ref No.: \_\_\_\_\_ SDG No.: E3NL3  
 Matrix: (SOIL/SED/WATER) SOIL Lab Sample ID: H1628-06A  
 Sample wt/vol: 30.0 (g/mL) G Lab File ID: E3G5945F.D/E3G5945R.D  
 % Moisture: 36 Decanted: (Y/N) N Date Received: 08/22/2009  
 Extraction: (Type) SONC Date Extracted: 08/22/2009  
 Concentrated Extract Volume: 10000 (uL) Date Analyzed: 08/24/2009  
 Injection Volume: 1.0 (uL) GPC Factor: 1.00 Dilution Factor: 1.0  
 GPC Cleanup: (Y/N) N pH: 7.8 Sulfur Cleanup: (Y/N) Y  
 Acid Cleanup: (Y/N) Y

CAS NO.	COMPOUND	CONCENTRATION UNITS: (ug/L or ug/Kg)	UG/KG	Q
12674-11-2	Aroclor-1016		52	U
11104-28-2	Aroclor-1221		52	U
11141-16-5	Aroclor-1232		52	U
53469-21-9	Aroclor-1242		52	U
12672-29-6	Aroclor-1248		52	U
11097-69-1	Aroclor-1254		52	U
11096-82-5	Aroclor-1260		52	U
37324-23-5	Aroclor-1262		52	U
11100-14-4	Aroclor-1268		52	U

PRELIMINARY

1H - FORM I ARO  
 AROCLOR ORGANICS ANALYSIS DATA SHEET

EPA SAMPLE NO.

E3NL9

Lab Name: MITKEM LABORATORIES Contract: EP-W-05-030  
 Lab Code: MITKEM Case No.: 38897 Mod. Ref No.:                      SDG No.: E3NL3  
 Matrix: (SOIL/SED/WATER) SOIL Lab Sample ID: H1628-07A  
 Sample wt/vol: 30.1 (g/mL) G Lab File ID: E3G5946F.D/E3G5946R.D  
 % Moisture: 35 Decanted: (Y/N) N Date Received: 08/22/2009  
 Extraction: (Type) SONC Date Extracted: 08/22/2009  
 Concentrated Extract Volume: 10000 (uL) Date Analyzed: 08/24/2009  
 Injection Volume: 1.0 (uL) GPC Factor: 1.00 Dilution Factor: 1.0  
 GPC Cleanup: (Y/N) N pH: 7.8 Sulfur Cleanup: (Y/N) Y  
 Acid Cleanup: (Y/N) Y

CAS NO.	COMPOUND	CONCENTRATION UNITS: <u>UG/KG</u> (ug/L or ug/Kg)	<u>Q</u>
12674-11-2	Aroclor-1016	51	U
11104-28-2	Aroclor-1221	51	U
11141-16-5	Aroclor-1232	51	U
53469-21-9	Aroclor-1242	51	U
12672-29-6	Aroclor-1248	51	U
11097-69-1	Aroclor-1254	51	U
11096-82-5	Aroclor-1260	51	U
37324-23-5	Aroclor-1262	51	U
11100-14-4	Aroclor-1268	51	U

PRELIMINARY

1H - FORM I ARO  
 AROCLOR ORGANICS ANALYSIS DATA SHEET

EPA SAMPLE NO.

E3NM0

Lab Name: MITKEM LABORATORIES Contract: EP-W-05-030  
 Lab Code: MITKEM Case No.: 38897 Mod. Ref No.:                      SDG No.: E3NL3  
 Matrix: (SOIL/SED/WATER) SOIL Lab Sample ID: H1628-08A  
 Sample wt/vol: 30.0 (g/mL) G Lab File ID: E3G5947F.D/E3G5947R.D  
 % Moisture: 44 Decanted: (Y/N) N Date Received: 08/22/2009  
 Extraction: (Type) SONC Date Extracted: 08/22/2009  
 Concentrated Extract Volume: 10000 (uL) Date Analyzed: 08/24/2009  
 Injection Volume: 1.0 (uL) GPC Factor: 1.00 Dilution Factor: 1.0  
 GPC Cleanup: (Y/N) N pH: 7.0 Sulfur Cleanup: (Y/N) Y  
 Acid Cleanup: (Y/N) Y

CAS NO.	COMPOUND	CONCENTRATION UNITS: UG/KG	
		(ug/L or ug/Kg)	Q
12674-11-2	Aroclor-1016	59	U
11104-28-2	Aroclor-1221	59	U
11141-16-5	Aroclor-1232	59	U
53469-21-9	Aroclor-1242	59	U
12672-29-6	Aroclor-1248	170	
11097-69-1	Aroclor-1254	98	
11096-82-5	Aroclor-1260	59	U
37324-23-5	Aroclor-1262	59	U
11100-14-4	Aroclor-1268	59	U

**PRELIMINARY**

1H - FORM I ARO  
 AROCLOR ORGANICS ANALYSIS DATA SHEET

EPA SAMPLE NO.

E3NM1

Lab Name: MITKEM LABORATORIES Contract: EP-W-05-030  
 Lab Code: MITKEM Case No.: 38897 Mod. Ref No.: \_\_\_\_\_ SDG No.: E3NL3  
 Matrix: (SOIL/SED/WATER) SOIL Lab Sample ID: H1628-09A  
 Sample wt/vol: 30.0 (g/mL) G Lab File ID: E3G5948F.D/E3G5948R.D  
 % Moisture: 38 Decanted: (Y/N) N Date Received: 08/22/2009  
 Extraction: (Type) SONC Date Extracted: 08/22/2009  
 Concentrated Extract Volume: 10000 (uL) Date Analyzed: 08/24/2009  
 Injection Volume: 1.0 (uL) GPC Factor: 1.00 Dilution Factor: 1.0  
 GPC Cleanup: (Y/N) N pH: 7.2 Sulfur Cleanup: (Y/N) Y  
 Acid Cleanup: (Y/N) Y

CAS NO.	COMPOUND	CONCENTRATION UNITS: <u>UG/KG</u>	
		(ug/L or ug/Kg)	<u>Q</u>
12674-11-2	Aroclor-1016	53	U
11104-28-2	Aroclor-1221	53	U
11141-16-5	Aroclor-1232	53	U
53469-21-9	Aroclor-1242	53	U
12672-29-6	Aroclor-1248	490	
11097-69-1	Aroclor-1254	320	
11096-82-5	Aroclor-1260	53	U
37324-23-5	Aroclor-1262	53	U
11100-14-4	Aroclor-1268	53	U

PRELIMINARY



1H - FORM I ARO  
 AROCLOR ORGANICS ANALYSIS DATA SHEET

EPA SAMPLE NO.

E3NM2

Lab Name: MITKEM LABORATORIES Contract: EP-W-05-030  
 Lab Code: MITKEM Case No.: 38897 Mod. Ref No.:                      SDG No.: E3NL3  
 Matrix: (SOIL/SED/WATER) SOIL Lab Sample ID: H1628-10A  
 Sample wt/vol: 30.4 (g/mL) G Lab File ID: E3G5949F.D/E3G5949R.D  
 % Moisture: 40 Decanted: (Y/N) N Date Received: 08/22/2009  
 Extraction: (Type) SONC Date Extracted: 08/22/2009  
 Concentrated Extract Volume: 10000 (uL) Date Analyzed: 08/24/2009  
 Injection Volume: 1.0 (uL) GPC Factor: 1.00 Dilution Factor: 1.0  
 GPC Cleanup: (Y/N) N pH: 7.5 Sulfur Cleanup: (Y/N) Y  
 Acid Cleanup: (Y/N) Y

CAS NO.	COMPOUND	CONCENTRATION UNITS: <u>UG/KG</u>	
		(ug/L or ug/Kg)	<u>Q</u>
12674-11-2	Aroclor-1016	54	U
11104-28-2	Aroclor-1221	54	U
11141-16-5	Aroclor-1232	54	U
53469-21-9	Aroclor-1242	54	U
12672-29-6	Aroclor-1248	690	
11097-69-1	Aroclor-1254	390	
11096-82-5	Aroclor-1260	54	U
37324-23-5	Aroclor-1262	54	U
11100-14-4	Aroclor-1268	54	U

PRELIMINARY

1H - FORM I ARO  
 AROCLOR ORGANICS ANALYSIS DATA SHEET

EPA SAMPLE NO.

E3NM3

Lab Name: MITKEM LABORATORIES Contract: EP-W-05-030  
 Lab Code: MITKEM Case No.: 38897 Mod. Ref No.:                      SDG No.: E3NL3  
 Matrix: (SOIL/SED/WATER) SOIL Lab Sample ID: H1628-11A  
 Sample wt/vol: 30.0 (g/mL) G Lab File ID: E3G5950F.D/E3G5950R.D  
 % Moisture: 36 Decanted: (Y/N) N Date Received: 08/22/2009  
 Extraction: (Type) SONC Date Extracted: 08/22/2009  
 Concentrated Extract Volume: 10000 (uL) Date Analyzed: 08/24/2009  
 Injection Volume: 1.0 (uL) GPC Factor: 1.00 Dilution Factor: 1.0  
 GPC Cleanup: (Y/N) N pH: 7.5 Sulfur Cleanup: (Y/N) Y  
 Acid Cleanup: (Y/N) Y

CAS NO.	COMPOUND	CONCENTRATION UNITS:	
		ug/L or ug/Kg	UG/KG
12674-11-2	Aroclor-1016	52	U
11104-28-2	Aroclor-1221	52	U
11141-16-5	Aroclor-1232	52	U
53469-21-9	Aroclor-1242	52	U
12672-29-6	Aroclor-1248	110	
11097-69-1	Aroclor-1254	130	
11096-82-5	Aroclor-1260	52	U
37324-23-5	Aroclor-1262	52	U
11100-14-4	Aroclor-1268	52	U

PRELIMINARY

1H - FORM I ARO  
 AROCLOR ORGANICS ANALYSIS DATA SHEET

EPA SAMPLE NO.

E3NM4

Lab Name: MITKEM LABORATORIES Contract: EP-W-05-030  
 Lab Code: MITKEM Case No.: 38897 Mod. Ref No.:                      SDG No.: E3NL3  
 Matrix: (SOIL/SED/WATER) SOIL Lab Sample ID: H1628-12A  
 Sample wt/vol: 30.0 (g/mL) G Lab File ID: E3G5951F.D/E3G5951R.D  
 % Moisture: 37 Decanted: (Y/N) N Date Received: 08/22/2009  
 Extraction: (Type) SONC Date Extracted: 08/22/2009  
 Concentrated Extract Volume: 10000 (uL) Date Analyzed: 08/24/2009  
 Injection Volume: 1.0 (uL) GPC Factor: 1.00 Dilution Factor: 1.0  
 GPC Cleanup: (Y/N) N pH: 7.6 Sulfur Cleanup: (Y/N) Y  
 Acid Cleanup: (Y/N) Y

CAS NO.	COMPOUND	CONCENTRATION UNITS:	
		(ug/L or ug/Kg)	UG/KG
12674-11-2	Aroclor-1016	52	U
11104-28-2	Aroclor-1221	52	U
11141-16-5	Aroclor-1232	52	U
53469-21-9	Aroclor-1242	52	U
12672-29-6	Aroclor-1248	120	P
11097-69-1	Aroclor-1254	140	
11096-82-5	Aroclor-1260	52	U
37324-23-5	Aroclor-1262	52	U
11100-14-4	Aroclor-1268	52	U

PRELIMINARY

1H - FORM I ARO  
 AROCLOR ORGANICS ANALYSIS DATA SHEET

EPA SAMPLE NO.

E3NM5

Lab Name: MITKEM LABORATORIES Contract: EP-W-05-030  
 Lab Code: MITKEM Case No.: 38897 Mod. Ref No.:                      SDG No.: E3NL3  
 Matrix: (SOIL/SED/WATER) SOIL Lab Sample ID: H1628-13A  
 Sample wt/vol: 30.3 (g/mL) G Lab File ID: E3G5952F.D/E3G5952R.D  
 % Moisture: 36 Decanted: (Y/N) N Date Received: 08/22/2009  
 Extraction: (Type) SONC Date Extracted: 08/22/2009  
 Concentrated Extract Volume: 10000 (uL) Date Analyzed: 08/24/2009  
 Injection Volume: 1.0 (uL) GPC Factor: 1.00 Dilution Factor: 1.0  
 GPC Cleanup: (Y/N) N pH: 7.8 Sulfur Cleanup: (Y/N) Y  
 Acid Cleanup: (Y/N) Y

CAS NO.	COMPOUND	CONCENTRATION UNITS: <u>UG/KG</u>	
		(ug/L or ug/Kg)	<u>Q</u>
12674-11-2	Aroclor-1016	51	U
11104-28-2	Aroclor-1221	51	U
11141-16-5	Aroclor-1232	51	U
53469-21-9	Aroclor-1242	51	U
12672-29-6	Aroclor-1248	51	U
11097-69-1	Aroclor-1254	51	U
11096-82-5	Aroclor-1260	51	U
37324-23-5	Aroclor-1262	51	U
11100-14-4	Aroclor-1268	51	U

PRELIMINARY

1H - FORM I ARO  
 AROCLOR ORGANICS ANALYSIS DATA SHEET

EPA SAMPLE NO.

E3NM6

Lab Name: MITKEM LABORATORIES Contract: EP-W-05-030  
 Lab Code: MITKEM Case No.: 38897 Mod. Ref No.:                      SDG No.: E3NL3  
 Matrix: (SOIL/SED/WATER) SOIL Lab Sample ID: H1628-14A  
 Sample wt/vol: 30.0 (g/mL) G Lab File ID: E3G5953F.D/E3G5953R.D  
 % Moisture: 19 Decanted: (Y/N) N Date Received: 08/22/2009  
 Extraction: (Type) SONC Date Extracted: 08/22/2009  
 Concentrated Extract Volume: 10000 (uL) Date Analyzed: 08/24/2009  
 Injection Volume: 1.0 (uL) GPC Factor: 1.00 Dilution Factor: 1.0  
 GPC Cleanup: (Y/N) N pH: 7.9 Sulfur Cleanup: (Y/N) Y  
 Acid Cleanup: (Y/N) Y

CAS NO.	COMPOUND	CONCENTRATION UNITS: <u>UG/KG</u>	
		(ug/L or ug/Kg)	<u>Q</u>
12674-11-2	Aroclor-1016	41	U
11104-28-2	Aroclor-1221	41	U
11141-16-5	Aroclor-1232	41	U
53469-21-9	Aroclor-1242	41	U
12672-29-6	Aroclor-1248	30	J
11097-69-1	Aroclor-1254	41	U
11096-82-5	Aroclor-1260	41	U
37324-23-5	Aroclor-1262	41	U
11100-14-4	Aroclor-1268	41	U

PRELIMINARY

1H - FORM I ARO  
 AROCLOR ORGANICS ANALYSIS DATA SHEET

EPA SAMPLE NO.

E3NN3

Lab Name: MITKEM LABORATORIES Contract: EP-W-05-030  
 Lab Code: MITKEM Case No.: 38897 Mod. Ref No.:                      SDG No.: E3NL3  
 Matrix: (SOIL/SED/WATER) SOIL Lab Sample ID: H1628-15A  
 Sample wt/vol: 30.1 (g/mL) G Lab File ID: E3G5954F.D/E3G5954R.D  
 % Moisture: 37 Decanted: (Y/N) N Date Received: 08/22/2009  
 Extraction: (Type) SONC Date Extracted: 08/22/2009  
 Concentrated Extract Volume: 10000 (uL) Date Analyzed: 08/24/2009  
 Injection Volume: 1.0 (uL) GPC Factor: 1.00 Dilution Factor: 1.0  
 GPC Cleanup: (Y/N) N pH: 7.3 Sulfur Cleanup: (Y/N) Y  
 Acid Cleanup: (Y/N) Y

CAS NO.	COMPOUND	CONCENTRATION UNITS: UG/KG	
		(ug/L or ug/Kg)	Q
12674-11-2	Aroclor-1016	52	U
11104-28-2	Aroclor-1221	52	U
11141-16-5	Aroclor-1232	52	U
53469-21-9	Aroclor-1242	52	U
12672-29-6	Aroclor-1248	130	
11097-69-1	Aroclor-1254	76	
11096-82-5	Aroclor-1260	52	U
37324-23-5	Aroclor-1262	52	U
11100-14-4	Aroclor-1268	52	U

PRELIMINARY

1H - FORM I ARO  
 AROCLOR ORGANICS ANALYSIS DATA SHEET

EPA SAMPLE NO.

E3NN4

Lab Name: MITKEM LABORATORIES Contract: EP-W-05-030  
 Lab Code: MITKEM Case No.: 38897 Mod. Ref No.: SDG No.: E3NL3  
 Matrix: (SOIL/SED/WATER). SOIL Lab Sample ID: H1628-16A  
 Sample wt/vol: 30.0 (g/mL) G Lab File ID: E3G5955F.D/E3G5955R.D  
 % Moisture: 38 Decanted: (Y/N) N Date Received: 08/22/2009  
 Extraction: (Type) SONC Date Extracted: 08/22/2009  
 Concentrated Extract Volume: 10000 (uL) Date Analyzed: 08/24/2009  
 Injection Volume: 1.0 (uL) GPC Factor: 1.00 Dilution Factor: 1.0  
 GPC Cleanup: (Y/N) N pH: 7.5 Sulfur Cleanup: (Y/N) Y  
 Acid Cleanup: (Y/N) Y

CAS NO.	COMPOUND	CONCENTRATION UNITS: <u>UG/KG</u> (ug/L or ug/Kg)	<u>Q</u>
12674-11-2	Aroclor-1016	53	U
11104-28-2	Aroclor-1221	53	U
11141-16-5	Aroclor-1232	53	U
53469-21-9	Aroclor-1242	53	U
12672-29-6	Aroclor-1248	360	
11097-69-1	Aroclor-1254	190	
11096-82-5	Aroclor-1260	53	U
37324-23-5	Aroclor-1262	53	U
11100-14-4	Aroclor-1268	53	U

PRELIMINARY

1H - FORM I ARO  
 AROCLOR ORGANICS ANALYSIS DATA SHEET

EPA SAMPLE NO.

E3NN5

Lab Name: MITKEM LABORATORIES Contract: EP-W-05-030  
 Lab Code: MITKEM Case No.: 38897 Mod. Ref No.: \_\_\_\_\_ SDG No.: E3NL3  
 Matrix: (SOIL/SED/WATER) SOIL Lab Sample ID: H1628-17A  
 Sample wt/vol: 30.0 (g/mL) G Lab File ID: E3G5956F.D/E3G5956R.D  
 % Moisture: 41 Decanted: (Y/N) N Date Received: 08/22/2009  
 Extraction: (Type) SONC Date Extracted: 08/22/2009  
 Concentrated Extract Volume: 10000 (uL) Date Analyzed: 08/24/2009  
 Injection Volume: 1.0 (uL) GPC Factor: 1.00 Dilution Factor: 1.0  
 GPC Cleanup: (Y/N) N pH: 7.0 Sulfur Cleanup: (Y/N) Y  
 Acid Cleanup: (Y/N) Y

CAS NO.	COMPOUND	CONCENTRATION UNITS: (ug/L or ug/Kg)	UG/KG	Q
12674-11-2	Aroclor-1016		56	U
11104-28-2	Aroclor-1221		56	U
11141-16-5	Aroclor-1232		56	U
53469-21-9	Aroclor-1242		56	U
12672-29-6	Aroclor-1248		170	
11097-69-1	Aroclor-1254		110	
11096-82-5	Aroclor-1260		56	U
37324-23-5	Aroclor-1262		56	U
11100-14-4	Aroclor-1268		56	U

PRELIMINARY



10C - FORM X ARO  
 IDENTIFICATION SUMMARY  
 FOR MULTICOMPONENT ANALYTES

EPA SAMPLE NO.

E3NL3

Lab Name: MITKEM LABORATORIES Contract: EP-W-05-030  
 Lab Code: MITKEM Case No.: 38897 Mod. Ref No.: SDG No.: E3NL3  
 Lab Sample ID: H1628-01A Date(s) Analyzed: 08/24/2009 08/24/2009  
 Instrument ID (1): E3 Instrument ID (2): E3  
 GC Column(1): CLPPest ID: 0.53 (mm) GC Column(2): CLPPestII ID: 0.53 (MM)

ANALYTE	PEAK	RT	RT WINDOW		CONCENTRATION		%D
			FROM	TO	PEAK	MEAN	
Aroclor-1248	1	4.677	4.603	4.743	150.4539	139.193071	
	2	5.276	5.197	5.337	122.2422		
COLUMN 1	3	5.466	5.389	5.529	144.8831		
	4						
	5						
COLUMN 2	1	5.675	5.597	5.737	117.5944	121.034563	15.0
	2	6.001	5.922	6.062	130.9124		
	3	6.268	6.188	6.328	114.5969		
	4						
	5						
Aroclor-1254	1	5.867	5.791	5.931	68.8401	62.580921	
	2	6.168	6.090	6.230	65.8408		
COLUMN 1	3	6.708	6.615	6.755	53.0619		
	4						
	5						
COLUMN 2	1	6.211	6.127	6.267	75.1201	68.438482	9.4
	2	6.758	6.680	6.820	63.5234		
	3	7.034	6.956	7.096	66.6720		
	4						
	5						

At least 3 peaks for each column are required for identification of multicomponent analytes

PRELIMINARY

10C - FORM X ARO  
IDENTIFICATION SUMMARY  
FOR MULTICOMPONENT ANALYTES

EPA SAMPLE NO.

E3NL3MS

Lab Name: MITKEM LABORATORIES Contract: EP-W-05-030  
 Lab Code: MITKEM Case No.: 38897 Mod. Ref No.: SDG No.: E3NL3  
 Lab Sample ID: H1628-01AMS Date(s) Analyzed: 08/24/2009 08/24/2009  
 Instrument ID (1): E3 Instrument ID (2): E3  
 GC Column(1): CLPPest ID: 0.53 (mm) GC Column(2): CLPPestII ID: 0.53 (MM)

ANALYTE	PEAK	RT	RT WINDOW		CONCENTRATION		%D
			FROM	TO	PEAK	MEAN	
Aroclor-1016	1	4.398	4.327	4.467	299.4570	305.011867	
	2	4.514	4.442	4.582	269.3719		
COLUMN 1	3	4.867	4.795	4.935	346.2067		
	4						
	5						
COLUMN 2	1	4.941	4.870	5.010	293.9095		
	2	5.178	5.107	5.247	284.2596		
	3	5.543	5.472	5.612	340.1701		
	4						
	5						
Aroclor-1248	1	4.681	4.603	4.743	272.4516	219.964605	
	2	5.277	5.197	5.337	157.6623		
COLUMN 1	3	5.464	5.389	5.529	229.7800		
	4						
	5						
COLUMN 2	1	5.676	5.597	5.737	242.6684		
	2	6.001	5.922	6.062	205.2453		
	3	6.269	6.188	6.328	125.4074		
	4						
	5						
Aroclor-1254	1	5.870	5.791	5.931	94.9138	147.364116	
	2	6.171	6.090	6.230	84.9408		
COLUMN 1	3	6.695	6.615	6.755	262.2378		
	4						
	5						
COLUMN 2	1	6.207	6.127	6.267	134.2297		
	2	6.759	6.680	6.820	91.3306		
	3	6.996	6.956	7.096	219.1361		
	4						
	5						
					148.232134	0.6	

PRELIMINARY

10C - FORM X ARO  
IDENTIFICATION SUMMARY  
FOR MULTICOMPONENT ANALYTES

EPA SAMPLE NO.

E3NL3MS

Lab Name: MITKEM LABORATORIES Contract: EP-W-05-030  
 Lab Code: MITKEM Case No.: 38897 Mod. Ref No.: SDG No.: E3NL3  
 Lab Sample ID: H1628-01AMS Date(s) Analyzed: 08/24/2009 08/24/2009  
 Instrument ID (1): E3 Instrument ID (2): E3  
 GC Column(1): CLPPest ID: 0.53 (mm) GC Column(2): CLPPestII ID: 0.53 (MM)

ANALYTE	PEAK	RT	RT WINDOW		CONCENTRATION		%D	
			FROM	TO	PEAK	MEAN		
Aroclor-1260	1	6.397	6.296	6.436	403.2733	274.111955		
	2	7.508	7.434	7.574	208.8345			
	3	7.874	7.799	7.939	210.2280			
COLUMN 1		4						
COLUMN 1		5						
COLUMN 2	1	7.723	7.649	7.789	239.9397	214.007288	28.1	
	2	8.581	8.507	8.647	208.0402			
	3	9.095	9.020	9.160	194.0420			
	COLUMN 2		4					
	COLUMN 2		5					

At least 3 peaks for each column are required for identification of multicomponent analytes

**PRELIMINARY**

10C - FORM X ARO  
IDENTIFICATION SUMMARY  
FOR MULTICOMPONENT ANALYTES

EPA SAMPLE NO.

E3NL3MSD

Lab Name: MITKEM LABORATORIES Contract: EP-W-05-030  
 Lab Code: MITKEM Case No.: 38897 Mod. Ref No.: SDG No.: E3NL3  
 Lab Sample ID: H1628-01AMSD Date(s) Analyzed: 08/24/2009 08/24/2009  
 Instrument ID (1): E3 Instrument ID (2): E3  
 GC Column(1): CLPPest ID: 0.53 (mm) GC Column(2): CLPPestII ID: 0.53 (MM)

ANALYTE	PEAK	RT	RT WINDOW		CONCENTRATION		%D
			FROM	TO	PEAK	MEAN	
Aroclor-1016	1	4.399	4.327	4.467	331.1667	336.059422	
	2	4.515	4.442	4.582	297.0099		
COLUMN 1	3	4.867	4.795	4.935	380.0017		
	4						
	5						
COLUMN 2	1	4.942	4.870	5.010	322.7604		
	2	5.178	5.107	5.247	314.2995		
	3	5.544	5.472	5.612	375.2101		
	4						
	5						
Aroclor-1248	1	4.682	4.603	4.743	297.5478	242.010459	
	2	5.278	5.197	5.337	174.6846		
COLUMN 1	3	5.465	5.389	5.529	253.7990		
	4						
	5						
COLUMN 2	1	5.678	5.597	5.737	267.4993		
	2	6.001	5.922	6.062	227.2597		
	3	6.270	6.188	6.328	140.2595		
	4						
	5						
Aroclor-1254	1	5.870	5.791	5.931	105.4396	164.187468	
	2	6.172	6.090	6.230	95.3582		
COLUMN 1	3	6.695	6.615	6.755	291.7646		
	4						
	5						
COLUMN 2	1	6.208	6.127	6.267	149.9047		
	2	6.759	6.680	6.820	102.1532		
	3	6.996	6.956	7.096	242.4105		
	4						
	5						
					164.822839	0.4	

PRELIMINARY

10C - FORM X ARO  
IDENTIFICATION SUMMARY  
FOR MULTICOMPONENT ANALYTES

EPA SAMPLE NO.

E3NL3MSD

Lab Name: MITKEM LABORATORIES Contract: EP-W-05-030  
 Lab Code: MITKEM Case No.: 38897 Mod. Ref No.: SDG No.: E3NL3  
 Lab Sample ID: H1628-01AMSD Date(s) Analyzed: 08/24/2009 08/24/2009  
 Instrument ID (1): E3 Instrument ID (2): E3  
 GC Column(1): CLPPest ID: 0.53 (mm) GC Column(2): CLPPestII ID: 0.53 (MM)

ANALYTE	PEAK	RT	RT WINDOW		CONCENTRATION		%D
			FROM	TO	PEAK	MEAN	
Aroclor-1260	1	6.398	6.296	6.436	453.7073	306.487057	
	2	7.509	7.434	7.574	231.7195		
COLUMN 1	3	7.874	7.799	7.939	234.0343		
	4						
	5						
COLUMN 2	1	7.723	7.649	7.789	269.1221	239.531474	28.0
	2	8.582	8.507	8.647	229.0949		
	3	9.096	9.020	9.160	220.3774		
	4						
	5						

At least 3 peaks for each column are required for identification of multicomponent analytes

**PRELIMINARY**

10C - FORM X ARO  
IDENTIFICATION SUMMARY  
FOR MULTICOMPONENT ANALYTES

EPA SAMPLE NO.

E3NL4

Lab Name: MITKEM LABORATORIES Contract: EP-W-05-030  
 Lab Code: MITKEM Case No.: 38897 Mod. Ref No.: SDG No.: E3NL3  
 Lab Sample ID: H1628-02A Date(s) Analyzed: 08/24/2009 08/24/2009  
 Instrument ID (1): E3 Instrument ID (2): E3  
 GC Column(1): CLPPest ID: 0.53 (mm) GC Column(2): CLPPestII ID: 0.53 (MM)

ANALYTE	PEAK	RT	RT WINDOW		CONCENTRATION		%D
			FROM	TO	PEAK	MEAN	
Aroclor-1248	1	4.683	4.603	4.743	307.6239	358.926080	
	2	5.280	5.197	5.337	332.2286		
COLUMN 1	3	5.467	5.389	5.529	436.9258		
	4						
	5						
COLUMN 2	1	5.678	5.597	5.737	292.3548	326.576576	9.9
	2	6.003	5.922	6.062	360.2828		
	3	6.269	6.188	6.328	327.0922		
	4						
	5						
Aroclor-1254	1	5.867	5.791	5.931	263.4451	231.524952	
	2	6.172	6.090	6.230	224.8023		
COLUMN 1	3	6.717	6.615	6.755	206.3274		
	4						
	5						
COLUMN 2	1	6.215	6.127	6.267	295.3912	234.398829	1.2
	2	6.760	6.680	6.820	200.1069		
	3	7.037	6.956	7.096	207.6985		
	4						
	5						

At least 3 peaks for each column are required for identification of multicomponent analytes

**PRELIMINARY**

10C - FORM X ARO  
IDENTIFICATION SUMMARY  
FOR MULTICOMPONENT ANALYTES

EPA SAMPLE NO.

E3NL5

Lab Name: MITKEM LABORATORIES Contract: EP-W-05-030  
 Lab Code: MITKEM Case No.: 38897 Mod. Ref No.: SDG No.: E3NL3  
 Lab Sample ID: H1628-03A Date(s) Analyzed: 08/24/2009 08/24/2009  
 Instrument ID (1): E3 Instrument ID (2): E3  
 GC Column(1): CLPPest ID: 0.53 (mm) GC Column(2): CLPPestII ID: 0.53 (MM)

ANALYTE	PEAK	RT	RT WINDOW		CONCENTRATION		%D	
			FROM	TO	PEAK	MEAN		
Aroclor-1248	1	4.683	4.603	4.743	822.5161	988.341568		
	2	5.280	5.197	5.337	1028.9168			
	COLUMN 1	3	5.471	5.389	5.529			1113.5919
		4						
		5						
COLUMN 2	1	5.677	5.597	5.737	918.6276	974.551083	1.4	
	2	6.003	5.922	6.062	1029.1610			
	3	6.270	6.188	6.328	975.8646			
	4							
	5							
Aroclor-1254	1	5.871	5.791	5.931	531.3536	465.025338		
	2	6.171	6.090	6.230	534.5293			
	COLUMN 1	3	6.700	6.615	6.755			329.1931
		4						
		5						
COLUMN 2	1	6.210	6.127	6.267	474.2804	486.884200	4.7	
	2	6.760	6.680	6.820	479.9749			
	3	7.037	6.956	7.096	506.3973			
	4							
	5							
Aroclor-1260	1	6.402	6.296	6.436	1280.8033	480.248867		
	2	7.513	7.434	7.574	73.4480			
	COLUMN 1	3	7.878	7.799	7.939			86.4954
		4						
		5						
COLUMN 2	1	7.727	7.649	7.789	347.4928	177.592979	170.4	
	2	8.579	8.507	8.647	110.9930			
	3	9.101	9.020	9.160	74.2931			
	4							
	5							

At least 3 peaks for each column are required for identification of multicomponent analytes

PRELIMINARY

10C - FORM X ARO  
IDENTIFICATION SUMMARY  
FOR MULTICOMPONENT ANALYTES

EPA SAMPLE NO.

E3NL5DL

Lab Name: MITKEM LABORATORIES Contract: EP-W-05-030  
 Lab Code: MITKEM Case No.: 38897 Mod. Ref No.: SDG No.: E3NL3  
 Lab Sample ID: H1628-03ADL Date(s) Analyzed: 08/24/2009 08/24/2009  
 Instrument ID (1): E3 Instrument ID (2): E3  
 GC Column(1): CLPPest ID: 0.53 (mm) GC Column(2): CLPPestII ID: 0.53 (MM)

ANALYTE	PEAK	RT	RT WINDOW		CONCENTRATION		%D
			FROM	TO	PEAK	MEAN	
Aroclor-1248	1	4.678	4.603	4.743	1211.3533	1316.094300	
	2	5.275	5.197	5.337	1298.9432		
COLUMN 1	3	5.465	5.389	5.529	1437.9864		
	4						
	5						
COLUMN 2	1	5.673	5.597	5.737	1160.6657		
	2	5.998	5.922	6.062	1307.3567		
	3	6.265	6.188	6.328	1170.4147		
	4						
	5						
Aroclor-1254	1	5.866	5.791	5.931	656.4879	570.214256	
	2	6.166	6.090	6.230	653.1539		
COLUMN 1	3	6.693	6.615	6.755	401.0009		
	4						
	5						
COLUMN 2	1	6.203	6.127	6.267	578.4039		
	2	6.755	6.680	6.820	594.7465		
	3	7.032	6.956	7.096	633.8411		
	4						
	5						
					602.330512	5.6	

At least 3 peaks for each column are required for identification of multicomponent analytes

**PRELIMINARY**



10C - FORM X ARO  
IDENTIFICATION SUMMARY  
FOR MULTICOMPONENT ANALYTES

EPA SAMPLE NO.

E3NL6

Lab Name: MITKEM LABORATORIES Contract: EP-W-05-030  
 Lab Code: MITKEM Case No.: 38897 Mod. Ref No.: SDG No.: E3NL3  
 Lab Sample ID: H1628-04A Date(s) Analyzed: 08/24/2009 08/24/2009  
 Instrument ID (1): E3 Instrument ID (2): E3  
 GC Column(1): CLPPest ID: 0.53 (mm) GC Column(2): CLPPestII ID: 0.53 (MM)

ANALYTE	PEAK	RT	RT WINDOW		CONCENTRATION		%D
			FROM	TO	PEAK	MEAN	
Aroclor-1254	1	5.872	5.791	5.931	142.4216	149.469240	
	2	6.173	6.090	6.230	152.9845		
	3	6.698	6.615	6.755	153.0015		
4							
5							
COLUMN 1							
	1	6.212	6.127	6.267	143.7435	140.509284	6.4
	2	6.761	6.680	6.820	132.0050		
	3	7.037	6.956	7.096	145.7794		
	4						
5							
COLUMN 2							

At least 3 peaks for each column are required for identification of multicomponent analytes

**PRELIMINARY**

10C - FORM X ARO  
IDENTIFICATION SUMMARY  
FOR MULTICOMPONENT ANALYTES

EPA SAMPLE NO.

E3NMO

Lab Name: MITKEM LABORATORIES Contract: EP-W-05-030  
 Lab Code: MITKEM Case No.: 38897 Mod. Ref No.: SDG No.: E3NL3  
 Lab Sample ID: H1628-08A Date(s) Analyzed: 08/24/2009 08/24/2009  
 Instrument ID (1): E3 Instrument ID (2): E3  
 GC Column(1): CLPPest ID: 0.53 (mm) GC Column(2): CLPPestII ID: 0.53 (MM)

ANALYTE	PEAK	RT	RT WINDOW		CONCENTRATION		%D
			FROM	TO	PEAK	MEAN	
Aroclor-1248	1	4.682	4.603	4.743	175.1943	192.010185	
	2	5.279	5.197	5.337	182.6078		
COLUMN 1	3	5.468	5.389	5.529	218.2284		
	4						
	5						
COLUMN 2	1	5.678	5.597	5.737	162.0526	174.506840	10
	2	6.003	5.922	6.062	191.5308		
	3	6.271	6.188	6.328	169.9371		
	4						
	5						
Aroclor-1254	1	5.871	5.791	5.931	106.0938	97.594164	
	2	6.171	6.090	6.230	106.8171		
COLUMN 1	3	6.698	6.615	6.755	79.8715		
	4						
	5						
COLUMN 2	1	6.207	6.127	6.267	98.3627	99.379271	1.8
	2	6.760	6.680	6.820	96.0183		
	3	7.037	6.956	7.096	103.7568		
	4						
	5						

At least 3 peaks for each column are required for identification of multicomponent analytes

**PRELIMINARY**

10C - FORM X ARO  
 IDENTIFICATION SUMMARY  
 FOR MULTICOMPONENT ANALYTES

EPA SAMPLE NO.

E3NM1

Lab Name: MITKEM LABORATORIES Contract: EP-W-05-030  
 Lab Code: MITKEM Case No.: 38897 Mod. Ref No.: SDG No.: E3NL3  
 Lab Sample ID: H1628-09A Date(s) Analyzed: 08/24/2009 08/24/2009  
 Instrument ID (1): E3 Instrument ID (2): E3  
 GC Column(1): CLPPest ID: 0.53 (mm) GC Column(2): CLPPestII ID: 0.53 (MM)

ANALYTE	PEAK	RT	RT WINDOW		CONCENTRATION		%D
			FROM	TO	PEAK	MEAN	
Aroclor-1248	1	4.680	4.603	4.743	448.9440	527.549887	
	2	5.277	5.197	5.337	509.5502		
COLUMN 1	3	5.465	5.389	5.529	624.1555		
	4						
	5						
COLUMN 2	1	5.674	5.597	5.737	436.1195	488.415316	8.0
	2	6.000	5.922	6.062	542.4823		
	3	6.267	6.188	6.328	486.6442		
	4						
	5						
Aroclor-1254	1	5.867	5.791	5.931	337.4333	325.847137	
	2	6.168	6.090	6.230	338.8613		
COLUMN 1	3	6.714	6.615	6.755	301.2468		
	4						
	5						
COLUMN 2	1	6.207	6.127	6.267	327.5794	317.589979	2.6
	2	6.757	6.680	6.820	303.6164		
	3	7.033	6.956	7.096	321.5742		
	4						
	5						

At least 3 peaks for each column are required for identification of multicomponent analytes

PRELIMINARY

10C - FORM X ARO  
IDENTIFICATION SUMMARY  
FOR MULTICOMPONENT ANALYTES

EPA SAMPLE NO.

E3NM2

Lab Name: MITKEM LABORATORIES Contract: EP-W-05-030  
 Lab Code: MITKEM Case No.: 38897 Mod. Ref No.: SDG No.: E3NL3  
 Lab Sample ID: H1628-10A Date(s) Analyzed: 08/24/2009 08/24/2009  
 Instrument ID (1): E3 Instrument ID (2): E3  
 GC Column(1): CLPPest ID: 0.53 (mm) GC Column(2): CLPPestII ID: 0.53 (MM)

ANALYTE	PEAK	RT	RT WINDOW		CONCENTRATION		%D
			FROM	TO	PEAK	MEAN	
Aroclor-1248	1	4.681	4.603	4.743	612.9780	697.221530	
	2	5.278	5.197	5.337	667.7141		
COLUMN 1	3	5.467	5.389	5.529	810.9724		
	4						
	5						
COLUMN 2	1	5.676	5.597	5.737	617.0934	687.530131	1.4
	2	6.001	5.922	6.062	752.3036		
	3	6.268	6.188	6.328	693.1934		
	4						
	5						
Aroclor-1254	1	5.870	5.791	5.931	450.9726	391.780706	
	2	6.170	6.090	6.230	420.4659		
COLUMN 1	3	6.699	6.615	6.755	303.9037		
	4						
	5						
COLUMN 2	1	6.207	6.127	6.267	401.8165	419.831624	7.2
	2	6.758	6.680	6.820	429.8974		
	3	7.036	6.956	7.096	427.7810		
	4						
	5						

At least 3 peaks for each column are required for identification of multicomponent analytes

**PRELIMINARY**

10C - FORM X ARO  
 IDENTIFICATION SUMMARY  
 FOR MULTICOMPONENT ANALYTES

EPA SAMPLE NO.

E3NM3

Lab Name: MITKEM LABORATORIES Contract: EP-W-05-030  
 Lab Code: MITKEM Case No.: 38897 Mod. Ref No.: SDG No.: E3NL3  
 Lab Sample ID: H1628-11A Date(s) Analyzed: 08/24/2009 08/24/2009  
 Instrument ID (1): E3 Instrument ID (2): E3  
 GC Column(1): CLPPest ID: 0.53 (mm) GC Column(2): CLPPestII ID: 0.53 (MM)

ANALYTE	PEAK	RT	RT WINDOW		CONCENTRATION		%D
			FROM	TO	PEAK	MEAN	
Aroclor-1248	1	4.674	4.603	4.743	106.7236	132.269323	
	2	5.258	5.197	5.337	102.6700		
COLUMN 1	3	5.463	5.389	5.529	187.4144		
	4						
	5						
COLUMN 2	1	5.676	5.597	5.737	73.6188	109.643174	20.6
	2	6.000	5.922	6.062	140.5508		
	3	6.271	6.188	6.328	114.7600		
	4						
	5						
Aroclor-1254	1	5.869	5.791	5.931	129.9380	126.775252	
	2	6.169	6.090	6.230	133.2296		
COLUMN 1	3	6.700	6.615	6.755	117.1582		
	4						
	5						
COLUMN 2	1	6.216	6.127	6.267	155.5912	135.112296	6.6
	2	6.758	6.680	6.820	121.5183		
	3	7.035	6.956	7.096	128.2273		
	4						
	5						

At least 3 peaks for each column are required for identification of multicomponent analytes

PRELIMINARY

10C - FORM X ARO  
 IDENTIFICATION SUMMARY  
 FOR MULTICOMPONENT ANALYTES

EPA SAMPLE NO.

E3NM4

Lab Name: MITKEM LABORATORIES Contract: EP-W-05-030  
 Lab Code: MITKEM Case No.: 38897 Mod. Ref No.: SDG No.: E3NL3  
 Lab Sample ID: H1628-12A Date(s) Analyzed: 08/24/2009 08/24/2009  
 Instrument ID (1): E3 Instrument ID (2): E3  
 GC Column(1): CLPPest ID: 0.53 (mm) GC Column(2): CLPPestII ID: 0.53 (MM)

ANALYTE	PEAK	RT	RT WINDOW		CONCENTRATION		%D
			FROM	TO	PEAK	MEAN	
Aroclor-1248	1	4.673	4.603	4.743	119.6119	148.930202	
	2	5.258	5.197	5.337	117.9972		
COLUMN 1	3	5.463	5.389	5.529	209.1814		
	4						
	5						
COLUMN 2	1	5.676	5.597	5.737	78.3531	117.122572	27.2
	2	6.000	5.922	6.062	150.4038		
	3	6.270	6.188	6.328	122.6108		
	4						
	5						
Aroclor-1254	1	5.869	5.791	5.931	150.1155	143.821804	
	2	6.169	6.090	6.230	152.5917		
COLUMN 1	3	6.697	6.615	6.755	128.7582		
	4						
	5						
COLUMN 2	1	6.218	6.127	6.267	175.4589	145.731116	1.3
	2	6.758	6.680	6.820	129.3471		
	3	7.035	6.956	7.096	132.3874		
	4						
	5						

At least 3 peaks for each column are required for identification of multicomponent analytes

PRELIMINARY

10C - FORM X ARO  
 IDENTIFICATION SUMMARY  
 FOR MULTICOMPONENT ANALYTES

EPA SAMPLE NO.

E3NM6

Lab Name: MITKEM LABORATORIES Contract: EP-W-05-030  
 Lab Code: MITKEM Case No.: 38897 Mod. Ref No.: SDG No.: E3NL3  
 Lab Sample ID: H1628-14A Date(s) Analyzed: 08/24/2009 08/24/2009  
 Instrument ID (1): E3 Instrument ID (2): E3  
 GC Column(1): CLPPest ID: 0.53 (mm) GC Column(2): CLPPestII ID: 0.53 (MM)

ANALYTE	PEAK	RT	RT WINDOW		CONCENTRATION		%D	
			FROM	TO	PEAK	MEAN		
Aroclor-1248	1	4.681	4.603	4.743	34.3476	35.989498		
	2	5.277	5.197	5.337	33.3840			
	3	5.468	5.389	5.529	40.2368			
COLUMN 1		4						
COLUMN 1		5						
COLUMN 2	1	5.677	5.597	5.737	26.1638	30.192509	19.2	
	2	6.003	5.922	6.062	36.2898			
	3	6.270	6.188	6.328	28.1239			
	COLUMN 2		4					
	COLUMN 2		5					

At least 3 peaks for each column are required for identification of multicomponent analytes

**PRELIMINARY**

10C - FORM X ARO  
 IDENTIFICATION SUMMARY  
 FOR MULTICOMPONENT ANALYTES

EPA SAMPLE NO.

E3NN3

Lab Name: MITKEM LABORATORIES Contract: EP-W-05-030  
 Lab Code: MITKEM Case No.: 38897 Mod. Ref No.: SDG No.: E3NL3  
 Lab Sample ID: H1628-15A Date(s) Analyzed: 08/24/2009 08/24/2009  
 Instrument ID (1): E3 Instrument ID (2): E3  
 GC Column(1): CLPPest ID: 0.53 (mm) GC Column(2): CLPPestII ID: 0.53 (MM)

ANALYTE	PEAK	RT	RT WINDOW		CONCENTRATION		%D
			FROM	TO	PEAK	MEAN	
Aroclor-1248	1	4.681	4.603	4.743	145.9133	156.227368	
	2	5.277	5.197	5.337	146.2640		
COLUMN 1	3	5.467	5.389	5.529	176.5048		
	4						
	5						
COLUMN 2	1	5.676	5.597	5.737	119.5367		
	2	6.001	5.922	6.062	146.6382		
	3	6.268	6.188	6.328	124.2227		
	4						
	5						
						130.132544	20.1
Aroclor-1254	1	5.868	5.791	5.931	89.7596	87.124286	
	2	6.170	6.090	6.230	87.6222		
COLUMN 1	3	6.715	6.615	6.755	83.9911		
	4						
	5						
COLUMN 2	1	6.211	6.127	6.267	85.8160		
	2	6.758	6.680	6.820	68.9317		
	3	7.035	6.956	7.096	72.2967		
	4						
	5						
						75.681500	15.1

At least 3 peaks for each column are required for identification of multicomponent analytes

PRELIMINARY



10C - FORM X ARO  
 IDENTIFICATION SUMMARY  
 FOR MULTICOMPONENT ANALYTES

EPA SAMPLE NO.

E3NN4

Lab Name: MITKEM LABORATORIES Contract: EP-W-05-030  
 Lab Code: MITKEM Case No.: 38897 Mod. Ref No.: SDG No.: E3NL3  
 Lab Sample ID: H1628-16A Date(s) Analyzed: 08/24/2009 08/24/2009  
 Instrument ID (1): E3 Instrument ID (2): E3  
 GC Column(1): CLPPest ID: 0.53 (mm) GC Column(2): CLPPestII ID: 0.53 (MM)

ANALYTE	PEAK	RT	RT WINDOW		CONCENTRATION		%D
			FROM	TO	PEAK	MEAN	
Aroclor-1248	1	4.679	4.603	4.743	341.0910	385.140464	
	2	5.276	5.197	5.337	382.5843		
COLUMN 1	3	5.466	5.389	5.529	431.7461		
	4						
	5						
COLUMN 2	1	5.673	5.597	5.737	339.0763		
	2	5.999	5.922	6.062	392.7361		
	3	6.266	6.188	6.328	357.4773		
	4						
	5						
Aroclor-1254	1	5.867	5.791	5.931	208.4758	188.202531	
	2	6.167	6.090	6.230	208.0480		
COLUMN 1	3	6.707	6.615	6.755	148.0838		
	4						
	5						
COLUMN 2	1	6.206	6.127	6.267	199.1844		
	2	6.756	6.680	6.820	191.4377		
	3	7.032	6.956	7.096	202.7570		
	4						
	5						
					197.793021	5.1	

At least 3 peaks for each column are required for identification of multicomponent analytes

PRELIMINARY

10C - FORM X ARO  
IDENTIFICATION SUMMARY  
FOR MULTICOMPONENT ANALYTES

EPA SAMPLE NO.

E3NN5

Lab Name: MITKEM LABORATORIES Contract: EP-W-05-030  
 Lab Code: MITKEM Case No.: 38897 Mod. Ref No.: SDG No.: E3NL3  
 Lab Sample ID: H1628-17A Date(s) Analyzed: 08/24/2009 08/24/2009  
 Instrument ID (1): E3 Instrument ID (2): E3  
 GC Column(1): CLPPest ID: 0.53 (mm) GC Column(2): CLPPestII ID: 0.53 (MM)

ANALYTE	PEAK	RT	RT WINDOW		CONCENTRATION		RD
			FROM	TO	PEAK	MEAN	
Aroclor-1248	1	4.678	4.603	4.743	168.6622	192.036348	
	2	5.275	5.197	5.337	177.7887		
COLUMN 1	3	5.463	5.389	5.529	229.6582		
	4						
	5						
COLUMN 2	1	5.674	5.597	5.737	147.9301	169.338332	13.4
	2	5.999	5.922	6.062	194.4794		
	3	6.268	6.188	6.328	165.6056		
	4						
	5						
Aroclor-1254	1	5.867	5.791	5.931	122.2704	114.204961	
	2	6.168	6.090	6.230	125.5851		
COLUMN 1	3	6.693	6.615	6.755	94.7594		
	4						
	5						
COLUMN 2	1	6.205	6.127	6.267	115.8880	116.276342	1.8
	2	6.756	6.680	6.820	112.3002		
	3	7.032	6.956	7.096	120.6408		
	4						
	5						

At least 3 peaks for each column are required for identification of multicomponent analytes

**PRELIMINARY**



Contract Laboratory Program

### Sample Delivery Group (SDG) Cover Sheet

SDG Number E3NL3

Laboratory Name	<u>Mitkem Laboratories</u>	Lab Code	<u>MITKEM</u>
Contract No.	<u>EP-W-05-030</u>	Case No.	<u>38897</u>
Analysis Price		SDG Turnaround	<u>21 days with PR</u>

#### EPA Sample Numbers in SDG (Listed in Numerical Order)

01) E3NL3	08) E3NL8	15) E3NM5	22) E3NP0
02) E3NL3MS	09) E3NL9	16) E3NM6	/
03) E3NL3MSD	10) E3NM0	17) E3NN3	
04) E3NL4	11) E3NM1	18) E3NN4	
05) E3NL5	12) E3NM2	19) E3NN5	
06) E3NL6	13) E3NM3	20) E3NN7	
07) E3NL7	14) E3NM4	21) E3NN8	

First Sample in SDG  
E3NL3

Last Sample in SDG  
E3NP0

First Sample Receipt Date  
08/22/2009

Last Sample Receipt Date  
08/25/2009

**Note:** There are a maximum of 20 field samples [excluding Performance Evaluation (PE) samples in an SDG. Attach the TR/COC Records to this form in alphanumeric order (the order listed above on this form).

Signature *Agnes R. Huntley*

Date 08/25/2009

Modified Analysis 1760.0



**USEPA Contract Laboratory Program  
Organic Traffic Report & Chain of Custody Record**

<b>Case No:</b> 38897	<b>FOR LAB USE ONLY</b>
<b>DAS No:</b> 09CK15	
<b>SDG No:</b> E3NL3	
<b>INORGANIC SAMPLE No.</b>	
<b>Lab Contract No:</b> EP-W-05-030	
<b>Unit Price:</b> \$ 437	
<b>Transfer To:</b> —	
<b>Lab Contract No:</b> —	
<b>Unit Price:</b> —	

Chain of Custody Record	
Relinquished By	Sampler Signature: <i>[Signature]</i> Received By (Date / Time)
1 <i>[Signature]</i> 8/21/09 18:00	<i>[Signature]</i> 8/22/09 9:00
2	
3	
4	

ORGANIC SAMPLE No.	MATRIX/ SAMPLER	CONC/ TYPE	ANALYSIS/ TURNAROUND	TAG No./ PRESERVATIVE/ Bottles	STATION LOCATION	SAMPLE COLLECT DATE/TIME	FOR LAB USE ONLY SAMPLE No.
E3NL2	Soil/Sediment/ Greene, Raddeman Hodach, Unger, Shekoski	L/G	PAHs (21), PCBs (sed) (21)	5C-118033 (Ice Only), 5C-118034 (Ice Only) (2)	KK-SD049-N	S: 8/21/2009 10:37	
01 E3NL3	Soil/Sediment/ Greene, Raddeman Hodach, Unger, Shekoski	L/G	PAHs (21), PCBs (sed) (21)	5C-118046 (Ice Only), 5C-118047 (Ice Only) (2)	KK-SD044-A	S: 8/21/2009 14:20	01
02 E3NL4	Soil/Sediment/ Greene, Raddeman Hodach, Unger, Shekoski	L/G	PAHs (21), PCBs (sed) (21)	5C-118048 (Ice Only), 5C-118049 (Ice Only) (2)	KK-SD044-B	S: 8/21/2009 14:22	02
03 E3NL5	Soil/Sediment/ Greene, Raddeman Hodach, Unger, Shekoski	L/G	PAHs (21), PCBs (sed) (21)	5C-118050 (Ice Only), 5C-118051 (Ice Only) (2)	KK-SD044-C1	S: 8/21/2009 14:24	03
04 E3NL6	Soil/Sediment/ Greene, Raddeman Hodach, Unger, Shekoski	L/G	PAHs (21), PCBs (sed) (21)	5C-118052 (Ice Only), 5C-118053 (Ice Only) (2)	KK-SD044-C2	S: 8/21/2009 14:26	04
05 E3NL7	Soil/Sediment/ Greene, Raddeman Hodach, Unger, Shekoski	L/G	PAHs (21), PCBs (sed) (21)	5C-118054 (Ice Only), 5C-118055 (Ice Only) (2)	KK-SD044-C3	S: 8/21/2009 14:28	05

<b>Shipment for Case Complete 7N</b>	<b>Sample(s) to be used for laboratory QC:</b> E3NK7, E3NL3	<b>Additional Sampler Signature(s):</b>	<b>Cooler Temperature Upon Receipt:</b> 6°C	<b>Chain of Custody Seal Number:</b> 105483-105484
<b>Analysis Key:</b> PAHs = PAHs, PCBs (sed) = PCBs (sed)	<b>Concentration:</b> L = Low, M = Low/Medium, H = High Type/Designate: Composite = C, Grab = G			<b>Custody Seal Intact?</b> <input checked="" type="checkbox"/> <b>Shipment Iced?</b> <input checked="" type="checkbox"/>



# USEPA Contract Laboratory Program Organic Traffic Report & Chain of Custody Record

<b>Case No:</b> 38897	<b>FOR LAB USE ONLY</b>
<b>DAS No:</b> 09CK15	
<b>SDG No:</b> E3NL3	
<b>Lab Contract No:</b> EP-W-05-030	
<b>Unit Price:</b> \$ 437	
<b>Transfer To:</b> -	
<b>Lab Contract No:</b> -	
<b>Unit Price:</b> -	

Chain of Custody Record	
<b>Date Shipped:</b> 8/21/2009	<b>Sampler Signature:</b> <i>[Signature]</i>
<b>Carrier Name:</b> FedEx	<b>Received By:</b> <i>[Signature]</i> (Date / Time)
<b>Airbill:</b> 8638 3300 6395	
<b>Shipped to:</b> Spectrum Analytical 175 Metro Center Blvd. Warwick RI 02886 (401) 732-3400	
<b>Relinquished By:</b> <i>[Signature]</i> (Date / Time)	
1 <i>[Signature]</i> 8/21/09 18:00	2 <i>[Signature]</i> 8/22/09 9:00
3 <i>[Signature]</i>	
4 <i>[Signature]</i>	

ORGANIC SAMPLE No.	MATRIX/ SAMPLER	CONC/ TYPE	ANALYSIS/ TURNAROUND	TAG No./ PRESERVATIVE/ Bottles	STATION LOCATION	SAMPLE COLLECT DATE/TIME	FOR LAB USE ONLY Sample Condition On Receipt
06 E3NL8	Soil/Sediment/ Greene, Raddeman Hodach, Unger, Shekoski	L/G	PAHs (21), PCBs (sed) (21)	5C-118056 (Ice Only), 5C-118057 (Ice Only) (2)	KK-SD044-C3-FD	S: 8/21/2009 14:30	OK
07 E3NL9	Soil/Sediment/ Greene, Raddeman Hodach, Unger, Shekoski	L/G	PAHs (21), PCBs (sed) (21)	5C-118058 (Ice Only), 5C-118059 (Ice Only) (2)	KK-SD044-N	S: 8/21/2009 14:32	
08 E3NM0	Soil/Sediment/ Greene, Raddeman Hodach, Unger, Shekoski	L/G	PAHs (21), PCBs (sed) (21)	5C-118060 (Ice Only), 5C-118061 (Ice Only) (2)	KK-SD047-A	S: 8/21/2009 12:45	
09 E3NM1	Soil/Sediment/ Greene, Raddeman Hodach, Unger, Shekoski	L/G	PAHs (21), PCBs (sed) (21)	5C-118062 (Ice Only), 5C-118063 (Ice Only) (2)	KK-SD047-B	S: 8/21/2009 12:47	
10 E3NM2	Soil/Sediment/ Greene, Raddeman Hodach, Unger, Shekoski	L/G	PAHs (21), PCBs (sed) (21)	5C-118064 (Ice Only), 5C-118065 (Ice Only) (2)	KK-SD047-C1	S: 8/21/2009 12:49	
11 E3NM3	Soil/Sediment/ Greene, Raddeman Hodach, Unger, Shekoski	L/G	PAHs (21), PCBs (sed) (21)	5C-118066 (Ice Only), 5C-118067 (Ice Only) (2)	KK-SD047-C2	S: 8/21/2009 12:51	OK

<b>Shipment for Case Complete?</b> 7	<b>Sample(s) to be used for laboratory QC:</b> E3NK7, E3NL3	<b>Additional Sampler Signature(s):</b>	<b>Cooler Temperature Upon Receipt:</b> 6°C	<b>Chain of Custody Seal Number:</b> 105483-105484
<b>Analysis Key:</b> PAHs = PAHs, PCBs (sed) = PCBs (sed)	<b>Concentration:</b> L = Low, M = Low/Medium, H = High Type/Designate: Composite = C, Grab = G			<b>Custody Seal Intact?</b> <input checked="" type="checkbox"/> <b>Shipment Iced?</b> <input checked="" type="checkbox"/>



# USEPA Contract Laboratory Program Organic Traffic Report & Chain of Custody Record

Case No:	38897
DAS No:	09CK15
SDG No:	E3NL3
<b>For Lab Use Only</b>	
Lab Contract No:	EP-W-05-030
Unit Price:	\$437
Transfer To:	-
Lab Contract No:	-
Unit Price:	-

Date Shipped: 8/21/2009		Sampler Signature: <i>[Signature]</i>	
Carrier Name: FedEx		Received By: <i>[Signature]</i>	
Airbill: 8638 3300 6395		(Date / Time)	
Shipped to: Spectrum Analytical 175 Metro Center Blvd. Warwick RI 02886 (401) 732-3400		8/22/09 9:00	
1	<i>[Signature]</i>	8/21/09 18:00	<i>[Signature]</i>
2	<i>[Signature]</i>		
3	<i>[Signature]</i>		
4	<i>[Signature]</i>		

ORGANIC SAMPLE No.	MATRIX/ SAMPLER	CONC/ TYPE	ANALYSIS/ TURNAROUND	TAG No./ PRESERVATIVE/ Bottles	STATION LOCATION	SAMPLE COLLECT DATE/TIME	FOR LAB USE ONLY Sample Condition On Receipt
12 E3NM4	Soil/Sediment/ Greene, Raddeman Hodach, Unger, Shekoski	L/G	PAHs (21), PCBs (sed) (21)	5C-118068 (Ice Only), 5C-118069 (Ice Only) (2)	KK-SD047-C2-FD	S: 8/21/2009 12:53	OK
13 E3NM5	Soil/Sediment/ Greene, Raddeman Hodach, Unger, Shekoski	L/G	PAHs (21), PCBs (sed) (21)	5C-118070 (Ice Only), 5C-118071 (Ice Only) (2)	KK-SD047-C3	S: 8/21/2009 12:55	
14 E3NM6	Soil/Sediment/ Greene, Raddeman Hodach, Unger, Shekoski	L/G	PAHs (21), PCBs (sed) (21)	5C-118072 (Ice Only), 5C-118073 (Ice Only) (2)	KK-SD047-N	S: 8/21/2009 12:57	
15 E3NN3	Soil/Sediment/ Greene, Raddeman Hodach, Unger, Shekoski	L/G	PAHs (21), PCBs (sed) (21)	5C-118086 (Ice Only), 5C-118087 (Ice Only) (2)	KK-SD050-A	S: 8/21/2009 12:00	
16 E3NN4	Soil/Sediment/ Greene, Raddeman Hodach, Unger, Shekoski	L/G	PAHs (21), PCBs (sed) (21)	5C-118088 (Ice Only), 5C-118089 (Ice Only) (2)	KK-SD050-B	S: 8/21/2009 12:02	
17 E3NN5	Soil/Sediment/ Greene, Raddeman Hodach, Unger, Shekoski	L/G	PAHs (21), PCBs (sed) (21)	5C-118090 (Ice Only), 5C-118091 (Ice Only) (2)	KK-SD050-C1	S: 8/21/2009 12:04	OK

Shipment for Case Complete? N	Sample(s) to be used for laboratory QC: E3NK7, E3NL3	Additional Sampler Signature(s):	Cooler Temperature Upon Receipt: 6°C	Chain of Custody Seal Number: 105483-105484
Analysis Key: PAHs = PAHs, PCBs (sed) = PCBs (sed)	Concentration: L = Low, M = Low/Medium, H = High	Type/Designate: Composite = C, Grab = G	Custody Seal Intact? <input checked="" type="checkbox"/>	Shipment Iced? <input checked="" type="checkbox"/>



# USEPA Contract Laboratory Program Organic Traffic Report & Chain of Custody Record

Case No: 38897  
DAS No: 09CK15  
SDG No: E3NL3

**L**

Date Shipped: 8/24/2009		Sampler Signature: <i>Marion Dore</i>	
Carrier Name: FedEx		Received By (Date / Time): <i>Marion Dore 8/25/09 9:00</i>	
Airbill: 863833006351		Relinquished By (Date / Time):	
Shipped to: Spectrum Analytical 175 Metro Center Blvd. Warwick RI 02886 (401) 732-3400		1 <i>Marion Dore 8/24/09 1300</i>	
		2	
		3	
		4	

ORGANIC SAMPLE No.	MATRIX/ SAMPLER	CONC/ TYPE	ANALYSIS/ TURNOURROUND	TAG No./ PRESERVATIVE/ Bottles	STATION LOCATION	SAMPLE COLLECT DATE/TIME	FOR LAB USE ONLY SAMPLE No.	FOR LAB USE ONLY Sample Condition On Receipt
18 E3NN7	Soil/Sediment/ Greene, Raddeman Hodach, Unger, Shekoski	L/G	PAHs (21), PCBs (sed) (21)	5C-118104 (Ice Only), 5C-118105 (Ice Only) (2)	KK-SD031-A	S: 8/22/2009	INORGANIC	OK
19 E3NN8	Soil/Sediment/ Greene, Raddeman Hodach, Unger, Shekoski	L/G	PAHs (21), PCBs (sed) (21)	5C-118106 (Ice Only), 5C-118107 (Ice Only) (2)	KK-SD031-B	S: 8/22/2009	INORGANIC	OK
E3NN9	Soil/Sediment/ Greene, Raddeman Hodach, Unger, Shekoski	L/G	PAHs (21), PCBs (sed) (21)	5C-118108 (Ice Only), 5C-118109 (Ice Only) (2)	KK-SD031-C1	S: 8/22/2009	INORGANIC	OK
20 E3NP0	Soil/Sediment/ Greene, Raddeman Hodach, Unger, Shekoski	L/G	PAHs (21), PCBs (sed) (21)	5C-118110 (Ice Only), 5C-118111 (Ice Only) (2)	KK-SD031-C2	S: 8/22/2009	INORGANIC	OK
E3NP1	Soil/Sediment/ Greene, Raddeman Hodach, Unger, Shekoski	L/G	PAHs (21), PCBs (sed) (21)	5C-118112 (Ice Only), 5C-118113 (Ice Only) (2)	KK-SD031-C3	S: 8/22/2009	INORGANIC	OK
E3NP2	Soil/Sediment/ Greene, Raddeman Hodach, Unger, Shekoski	L/G	PAHs (21), PCBs (sed) (21)	5C-118114 (Ice Only), 5C-118115 (Ice Only) (2)	KK-SD031-N	S: 8/22/2009	INORGANIC	OK

SDG - Final Sample

Shipment for Case Complete? N	Sample(s) to be used for laboratory QC: E3NN9, E3NQ6	Additional Sampler Signature(s):	Cooler Temperature Upon Receipt: 7.0C	Chain of Custody Seal Number: 105485 & 105486
Analysis Key: PAHs = PAHs, PCBs (sed) = PCBs (sed)	Concentration: L = Low, M = Low/Medium, H = High	Type/Designate: Composite = C, Grab = G	Custody Seal Intact? <input checked="" type="checkbox"/>	Shipment Iced? <input checked="" type="checkbox"/>

1E - FORM I SV-2  
SEMIVOLATILE ORGANICS ANALYSIS DATA SHEET

EPA SAMPLE NO.

E3NL3

Lab Name: MITKEM LABORATORIES Contract: EP-W-05-030  
 Lab Code: MITKEM Case No.: 38897 Mod. Ref No.: 1760.0 SDG No.: E3NL3  
 Matrix: (SOIL/SED/WATER) SOIL Lab Sample ID: H1628-01A  
 Sample wt/vol: 30.0 (g/mL) G Lab File ID: S3F9413.D  
 Level: (LOW/MED) LOW Extraction: (Type) SONC  
 % Moisture: 45 Decanted: (Y/N) N Date Received: 08/22/2009  
 Concentrated Extract Volume: 500 (uL) Date Extracted: 08/22/2009  
 Injection Volume: 2.0 (uL) GPC Factor: 2.00 Date Analyzed: 08/25/2009  
 GPC Cleanup: (Y/N) Y pH: \_\_\_\_\_ Dilution Factor: 1.0

CAS NO.	COMPOUND	CONCENTRATION UNITS:	
		(ug/L or ug/Kg)	UG/KG
91-20-3	Naphthalene	310	U
91-57-6	2-Methylnaphthalene	310	U
208-96-8	Acenaphthylene	310	U
83-32-9	Acenaphthene	310	U

PRELIMINARY



1E - FORM I SV-2  
SEMIVOLATILE ORGANICS ANALYSIS DATA SHEET

EPA SAMPLE NO.

E3NL3

Lab Name: MITKEM LABORATORIES Contract: EP-W-05-030  
 Lab Code: MITKEM Case No.: 38897 Mod. Ref No.: 1760.0 SDG No.: E3NL3  
 Matrix: (SOIL/SED/WATER) SOIL Lab Sample ID: H1628-01A  
 Sample wt/vol: 30.0 (g/mL) G Lab File ID: S3F9413.D  
 Level: (LOW/MED) LOW Extraction: (Type) SONC  
 % Moisture: 45 Decanted: (Y/N) N Date Received: 08/22/2009  
 Concentrated Extract Volume: 500 (uL) Date Extracted: 08/22/2009  
 Injection Volume: 2.0 (uL) GPC Factor: 2.00 Date Analyzed: 08/25/2009  
 GPC Cleanup: (Y/N) Y pH: \_\_\_\_\_ Dilution Factor: 1.0

CAS NO.	COMPOUND	CONCENTRATION UNITS:	
		(ug/L or ug/Kg)	UG/KG
86-73-7	Fluorene	98	J
85-01-8	Phenanthrene	770	
120-12-7	Anthracene	190	J
206-44-0	Fluoranthene	1400	
129-00-0	Pyrene	890	
56-55-3	Benzo(a)anthracene	470	
218-01-9	Chrysene	650	
205-99-2	Benzo(b)fluoranthene	590	
207-08-9	Benzo(k)fluoranthene	210	J
50-32-8	Benzo(a)pyrene	420	
193-39-5	Indeno(1,2,3-cd)pyrene	240	J
53-70-3	Dibenzo(a,h)anthracene	87	J
191-24-2	Benzo(g,h,i)perylene	260	J

(1) Cannot be separated from Diphenylamine

PRELIMINARY

1D - FORM I SV-1  
SEMIVOLATILE ORGANICS ANALYSIS DATA SHEET

EPA SAMPLE NO.

E3NL4

Lab Name: MITKEM LABORATORIES Contract: EP-W-05-030  
 Lab Code: MITKEM Case No.: 38897 Mod. Ref No.: 1760.0 SDG No.: E3NL3  
 Matrix: (SOIL/SED/WATER) SOIL Lab Sample ID: H1628-02A  
 Sample wt/vol: 30.0 (g/mL) G Lab File ID: S3F9414.D  
 Level: (LOW/MED) LOW Extraction: (Type) SONC  
 % Moisture: 41 Decanted: (Y/N) N Date Received: 08/22/2009  
 Concentrated Extract Volume: 500 (uL) Date Extracted: 08/22/2009  
 Injection Volume: 2.0 (uL) GPC Factor: 2.00 Date Analyzed: 08/25/2009  
 GPC Cleanup: (Y/N) Y pH: 7.3 Dilution Factor: 1.0

CAS NO.	COMPOUND	CONCENTRATION UNITS:		Q
		(ug/L or ug/Kg)	UG/KG	
91-20-3	Naphthalene		60	J
91-57-6	2-Methylnaphthalene		170	J
208-96-8	Acenaphthylene		64	J
83-32-9	Acenaphthene		290	J

PRELIMINARY

1E - FORM I SV-2  
SEMIVOLATILE ORGANICS ANALYSIS DATA SHEET

EPA SAMPLE NO.

E3NL4

Lab Name: MITKEM LABORATORIES Contract: EP-W-05-030  
 Lab Code: MITKEM Case No.: 38897 Mod. Ref No.: 1760.0 SDG No.: E3NL3  
 Matrix: (SOIL/SED/WATER) SOIL Lab Sample ID: H1628-02A  
 Sample wt/vol: 30.0 (g/mL) G Lab File ID: S3F9414.D  
 Level: (LOW/MED) LOW Extraction: (Type) SONC  
 % Moisture: 41 Decanted: (Y/N) N Date Received: 08/22/2009  
 Concentrated Extract Volume: 500 (uL) Date Extracted: 08/22/2009  
 Injection Volume: 2.0 (uL) GPC Factor: 2.00 Date Analyzed: 08/25/2009  
 GPC Cleanup: (Y/N) Y pH: 7.3 Dilution Factor: 1.0

CAS NO.	COMPOUND	CONCENTRATION UNITS:		Q
		(ug/L or ug/Kg)	UG/KG	
86-73-7	Fluorene		490	
85-01-8	Phenanthrene		3000	
120-12-7	Anthracene		690	
206-44-0	Fluoranthene		4100	
129-00-0	Pyrene		2700	
56-55-3	Benzo(a)anthracene		1300	
218-01-9	Chrysene		1800	
205-99-2	Benzo(b)fluoranthene		1500	
207-08-9	Benzo(k)fluoranthene		660	
50-32-8	Benzo(a)pyrene		1100	
193-39-5	Indeno(1,2,3-cd)pyrene		630	
53-70-3	Dibenzo(a,h)anthracene		220	J
191-24-2	Benzo(g,h,i)perylene		590	

(1) Cannot be separated from Diphenylamine

PRELIMINARY

1D - FORM I SV-1  
SEMIVOLATILE ORGANICS ANALYSIS DATA SHEET

EPA SAMPLE NO.

E3NL5

Lab Name: MITKEM LABORATORIES Contract: EP-W-05-030  
 Lab Code: MITKEM Case No.: 38897 Mod. Ref No.: 1760.0 SDG No.: E3NL3  
 Matrix: (SOIL/SED/WATER) SOIL Lab Sample ID: H1628-03A  
 Sample wt/vol: 30.5 (g/mL) G Lab File ID: S3F9415.D  
 Level: (LOW/MED) LOW Extraction: (Type) SONC  
 % Moisture: 40 Decanted: (Y/N) N Date Received: 08/22/2009  
 Concentrated Extract Volume: 500 (uL) Date Extracted: 08/22/2009  
 Injection Volume: 2.0 (uL) GPC Factor: 2.00 Date Analyzed: 08/25/2009  
 GPC Cleanup: (Y/N) Y pH: 7.6 Dilution Factor: 1.0

CAS NO.	COMPOUND	CONCENTRATION UNITS:	
		(ug/L or ug/Kg)	UG/KG
91-20-3	Naphthalene	280	U
91-57-6	2-Methylnaphthalene	62	J
208-96-8	Acenaphthylene	71	J
83-32-9	Acenaphthene	270	J

PRELIMINARY

1E - FORM I SV-2  
SEMIVOLATILE ORGANICS ANALYSIS DATA SHEET

EPA SAMPLE NO.

E3NL5

Lab Name: MITKEM LABORATORIES Contract: EP-W-05-030  
 Lab Code: MITKEM Case No.: 38897 Mod. Ref No.: 1760.0 SDG No.: E3NL3  
 Matrix: (SOIL/SED/WATER) SOIL Lab Sample ID: H1628-03A  
 Sample wt/vol: 30.5 (g/mL) G Lab File ID: S3F9415.D  
 Level: (LOW/MED) LOW Extraction: (Type) SONC  
 % Moisture: 40 Decanted: (Y/N) N Date Received: 08/22/2009  
 Concentrated Extract Volume: 500 (uL) Date Extracted: 08/22/2009  
 Injection Volume: 2.0 (uL) GPC Factor: 2.00 Date Analyzed: 08/25/2009  
 GPC Cleanup: (Y/N) Y pH: 7.6 Dilution Factor: 1.0

CAS NO.	COMPOUND	CONCENTRATION UNITS:		Q
		(ug/L or ug/Kg)	UG/KG	
86-73-7	Fluorene		760	
85-01-8	Phenanthrene		4100	
120-12-7	Anthracene		970	
206-44-0	Fluoranthene		4800	E
129-00-0	Pyrene		2800	
56-55-3	Benzo(a)anthracene		1400	
218-01-9	Chrysene		2000	
205-99-2	Benzo(b)fluoranthene		1900	
207-08-9	Benzo(k)fluoranthene		680	
50-32-8	Benzo(a)pyrene		1200	
193-39-5	Indeno(1,2,3-cd)pyrene		740	
53-70-3	Dibenzo(a,h)anthracene		260	J
191-24-2	Benzo(g,h,i)perylene		700	

(1) Cannot be separated from Diphenylamine

PRELIMINARY

1D - FORM I SV-1  
SEMIVOLATILE ORGANICS ANALYSIS DATA SHEET

EPA SAMPLE NO.

E3NL6

Lab Name: MITKEM LABORATORIES Contract: EP-W-05-030  
 Lab Code: MITKEM Case No.: 38897 Mod. Ref No.: 1760.0 SDG No.: E3NL3  
 Matrix: (SOIL/SED/WATER) SOIL Lab Sample ID: H1628-04A  
 Sample wt/vol: 30.0 (g/mL) G Lab File ID: S3F9416.D  
 Level: (LOW/MED) LOW Extraction: (Type) SONC  
 % Moisture: 37 Decanted: (Y/N) N Date Received: 08/22/2009  
 Concentrated Extract Volume: 500 (uL) Date Extracted: 08/22/2009  
 Injection Volume: 2.0 (uL) GPC Factor: 2.00 Date Analyzed: 08/25/2009  
 GPC Cleanup: (Y/N) Y pH: 7.8 Dilution Factor: 1.0

CAS NO.	COMPOUND	CONCENTRATION UNITS:	
		(ug/L or ug/Kg)	UG/KG
91-20-3	Naphthalene	270	U
91-57-6	2-Methylnaphthalene	270	U
208-96-8	Acenaphthylene	270	U
83-32-9	Acenaphthene	63	J

PRELIMINARY

1E - FORM I SV-2  
SEMIVOLATILE ORGANICS ANALYSIS DATA SHEET

EPA SAMPLE NO.

E3NL6

Lab Name: MITKEM LABORATORIES Contract: EP-W-05-030  
 Lab Code: MITKEM Case No.: 38897 Mod. Ref No.: 1760.0 SDG No.: E3NL3  
 Matrix: (SOIL/SED/WATER) SOIL Lab Sample ID: H1628-04A  
 Sample wt/vol: 30.0 (g/mL) G Lab File ID: S3F9416.D  
 Level: (LOW/MED) LOW Extraction: (Type) SONC  
 % Moisture: 37 Decanted: (Y/N) N Date Received: 08/22/2009  
 Concentrated Extract Volume: 500 (uL) Date Extracted: 08/22/2009  
 Injection Volume: 2.0 (uL) GPC Factor: 2.00 Date Analyzed: 08/25/2009  
 GPC Cleanup: (Y/N) Y pH: 7.8 Dilution Factor: 1.0

CAS NO.	COMPOUND	CONCENTRATION UNITS:	
		(ug/L or ug/Kg)	UG/KG
86-73-7	Fluorene	120	J
85-01-8	Phenanthrene	1100	
120-12-7	Anthracene	240	J
206-44-0	Fluoranthene	2300	
129-00-0	Pyrene	1400	
56-55-3	Benzo(a)anthracene	750	
218-01-9	Chrysene	1000	
205-99-2	Benzo(b)fluoranthene	1000	
207-08-9	Benzo(k)fluoranthene	460	
50-32-8	Benzo(a)pyrene	710	
193-39-5	Indeno(1,2,3-cd)pyrene	470	
53-70-3	Dibenzo(a,h)anthracene	150	J
191-24-2	Benzo(g,h,i)perylene	440	

(1) Cannot be separated from Diphenylamine

PRELIMINARY

1D - FORM I SV-1  
SEMIVOLATILE ORGANICS ANALYSIS DATA SHEET

EPA SAMPLE NO.

E3NL7

Lab Name: MITKEM LABORATORIES Contract: EP-W-05-030  
 Lab Code: MITKEM Case No.: 38897 Mod. Ref No.: 1760.0 SDG No.: E3NL3  
 Matrix: (SOIL/SED/WATER) SOIL Lab Sample ID: H1628-05A  
 Sample wt/vol: 30.0 (g/mL) G Lab File ID: S3F9417.D  
 Level: (LOW/MED) LOW Extraction: (Type) SONC  
 % Moisture: 37 Decanted: (Y/N) N Date Received: 08/22/2009  
 Concentrated Extract Volume: 500 (uL) Date Extracted: 08/22/2009  
 Injection Volume: 2.0 (uL) GPC Factor: 2.00 Date Analyzed: 08/25/2009  
 GPC Cleanup: (Y/N) Y pH: 7.8 Dilution Factor: 1.0

CAS NO.	COMPOUND	CONCENTRATION UNITS:	
		(ug/L or ug/Kg)	UG/KG
91-20-3	Naphthalene	130	J
91-57-6	2-Methylnaphthalene	100	J
208-96-8	Acenaphthylene	100	J
83-32-9	Acenaphthene	390	

PRELIMINARY



1E - FORM I SV-2  
SEMIVOLATILE ORGANICS ANALYSIS DATA SHEET

EPA SAMPLE NO.

E3NL7

Lab Name: MITKEM LABORATORIES Contract: EP-W-05-030  
 Lab Code: MITKEM Case No.: 38897 Mod. Ref No.: 1760.0 SDG No.: E3NL3  
 Matrix: (SOIL/SED/WATER) SOIL Lab Sample ID: H1628-05A  
 Sample wt/vol: 30.0 (g/mL) G Lab File ID: S3F9417.D  
 Level: (LOW/MED) LOW Extraction: (Type) SONC  
 % Moisture: 37 Decanted: (Y/N) N Date Received: 08/22/2009  
 Concentrated Extract Volume: 500 (uL) Date Extracted: 08/22/2009  
 Injection Volume: 2.0 (uL) GPC Factor: 2.00 Date Analyzed: 08/25/2009  
 GPC Cleanup: (Y/N) Y pH: 7.8 Dilution Factor: 1.0

CAS NO.	COMPOUND	CONCENTRATION UNITS:		Q
		(ug/L or ug/Kg)	UG/KG	
86-73-7	Fluorene		460	
85-01-8	Phenanthrene		3100	
120-12-7	Anthracene		780	
206-44-0	Fluoranthene		4800	E
129-00-0	Pyrene		2900	
56-55-3	Benzo(a)anthracene		1800	
218-01-9	Chrysene		2200	
205-99-2	Benzo(b)fluoranthene		2100	
207-08-9	Benzo(k)fluoranthene		1000	
50-32-8	Benzo(a)pyrene		1600	
193-39-5	Indeno(1,2,3-cd)pyrene		950	
53-70-3	Dibenzo(a,h)anthracene		320	
191-24-2	Benzo(g,h,i)perylene		870	

(1) Cannot be separated from Diphenylamine

PRELIMINARY

1D - FORM I SV-1  
SEMIVOLATILE ORGANICS ANALYSIS DATA SHEET

EPA SAMPLE NO.

E3NL8

Lab Name: MITKEM LABORATORIES Contract: EP-W-05-030  
 Lab Code: MITKEM Case No.: 38897 Mod. Ref No.: 1760.0 SDG No.: E3NL3  
 Matrix: (SOIL/SED/WATER) SOIL Lab Sample ID: H1628-06A  
 Sample wt/vol: 30.4 (g/mL) G Lab File ID: S3F9418.D  
 Level: (LOW/MED) LOW Extraction: (Type) SONC  
 % Moisture: 36 Decanted: (Y/N) N Date Received: 08/22/2009  
 Concentrated Extract Volume: 500 (uL) Date Extracted: 08/22/2009  
 Injection Volume: 2.0 (uL) GPC Factor: 2.00 Date Analyzed: 08/25/2009  
 GPC Cleanup: (Y/N) Y pH: 7.8 Dilution Factor: 1.0

CAS NO.	COMPOUND	CONCENTRATION UNITS:		Q
		(ug/L or ug/Kg)	UG/KG	
91-20-3	Naphthalene		260	U
91-57-6	2-Methylnaphthalene		260	U
208-96-8	Acenaphthylene		67	J
83-32-9	Acenaphthene		120	J

PRELIMINARY

1E - FORM I SV-2  
SEMIVOLATILE ORGANICS ANALYSIS DATA SHEET

EPA SAMPLE NO.

E3NL8

Lab Name: MITKEM LABORATORIES Contract: EP-W-05-030  
 Lab Code: MITKEM Case No.: 38897 Mod. Ref No.: 1760.0 SDG No.: E3NL3  
 Matrix: (SOIL/SED/WATER) SOIL Lab Sample ID: H1628-06A  
 Sample wt/vol: 30.4 (g/mL) G Lab File ID: S3F9418.D  
 Level: (LOW/MED) LOW Extraction: (Type) SONC  
 % Moisture: 36 Decanted: (Y/N) N Date Received: 08/22/2009  
 Concentrated Extract Volume: 500 (uL) Date Extracted: 08/22/2009  
 Injection Volume: 2.0 (uL) GPC Factor: 2.00 Date Analyzed: 08/25/2009  
 GPC Cleanup: (Y/N) Y pH: 7.8 Dilution Factor: 1.0

CAS NO.	COMPOUND	CONCENTRATION UNITS: (ug/L or ug/Kg)	UG/KG	Q
86-73-7	Fluorene		170	J
85-01-8	Phenanthrene		1500	
120-12-7	Anthracene		340	
206-44-0	Fluoranthene		2900	
129-00-0	Pyrene		1900	
56-55-3	Benzo(a)anthracene		1100	
218-01-9	Chrysene		1400	
205-99-2	Benzo(b)fluoranthene		1500	
207-08-9	Benzo(k)fluoranthene		500	
50-32-8	Benzo(a)pyrene		1000	
193-39-5	Indeno(1,2,3-cd)pyrene		610	
53-70-3	Dibenzo(a,h)anthracene		210	J
191-24-2	Benzo(g,h,i)perylene		580	

(1) Cannot be separated from Diphenylamine

PRELIMINARY

1D - FORM I SV-1  
SEMIVOLATILE ORGANICS ANALYSIS DATA SHEET

EPA SAMPLE NO.

E3NL9

Lab Name: MITKEM LABORATORIES Contract: EP-W-05-030  
Lab Code: MITKEM Case No.: 38897 Mod. Ref No.: 1760.0 SDG No.: E3NL3  
Matrix: (SOIL/SED/WATER) SOIL Lab Sample ID: H1628-07A  
Sample wt/vol: 30.2 (g/mL) G Lab File ID: S3F9419.D  
Level: (LOW/MED) LOW Extraction: (Type) SONC  
% Moisture: 35 Decanted: (Y/N) N Date Received: 08/22/2009  
Concentrated Extract Volume: 500 (uL) Date Extracted: 08/22/2009  
Injection Volume: 2.0 (uL) GPC Factor: 2.00 Date Analyzed: 08/25/2009  
GPC Cleanup: (Y/N) Y pH: 7.8 Dilution Factor: 1.0

CAS NO.	COMPOUND	CONCENTRATION UNITS:	
		ug/L or ug/Kg	UG/KG
91-20-3	Naphthalene	260	U
91-57-6	2-Methylnaphthalene	260	U
208-96-8	Acenaphthylene	260	U
83-32-9	Acenaphthene	260	U

PRELIMINARY

1E - FORM I SV-2  
SEMIVOLATILE ORGANICS ANALYSIS DATA SHEET

EPA SAMPLE NO.

E3NL9

Lab Name: MITKEM LABORATORIES Contract: EP-W-05-030  
 Lab Code: MITKEM Case No.: 38897 Mod. Ref No.: 1760.0 SDG No.: E3NL3  
 Matrix: (SOIL/SED/WATER) SOIL Lab Sample ID: H1628-07A  
 Sample wt/vol: 30.2 (g/mL) G Lab File ID: S3F9419.D  
 Level: (LOW/MED) LOW Extraction: (Type) SONC  
 % Moisture: 35 Decanted: (Y/N) N Date Received: 08/22/2009  
 Concentrated Extract Volume: 500 (uL) Date Extracted: 08/22/2009  
 Injection Volume: 2.0 (uL) GPC Factor: 2.00 Date Analyzed: 08/25/2009  
 GPC Cleanup: (Y/N) Y pH: 7.8 Dilution Factor: 1.0

CAS NO.	COMPOUND	CONCENTRATION UNITS:	
		ug/L or ug/Kg	UG/KG
86-73-7	Fluorene	260	U
85-01-8	Phenanthrene	300	
120-12-7	Anthracene	67	J
206-44-0	Fluoranthene	560	
129-00-0	Pyrene	390	
56-55-3	Benzo(a)anthracene	200	J
218-01-9	Chrysene	280	
205-99-2	Benzo(b)fluoranthene	260	
207-08-9	Benzo(k)fluoranthene	110	J
50-32-8	Benzo(a)pyrene	200	J
193-39-5	Indeno(1,2,3-cd)pyrene	120	J
53-70-3	Dibenzo(a,h)anthracene	260	U
191-24-2	Benzo(g,h,i)perylene	130	J

(1) Cannot be separated from Diphenylamine

PRELIMINARY

1D - FORM I SV-1  
SEMIVOLATILE ORGANICS ANALYSIS DATA SHEET

EPA SAMPLE NO.

E3NMO

Lab Name: MITKEM LABORATORIES Contract: EP-W-05-030  
 Lab Code: MITKEM Case No.: 38897 Mod. Ref No.: 1760.0 SDG No.: E3NL3  
 Matrix: (SOIL/SED/WATER) SOIL Lab Sample ID: H1628-08A  
 Sample wt/vol: 30.0 (g/mL) G Lab File ID: S3F9420.D  
 Level: (LOW/MED) LOW Extraction: (Type) SONC  
 % Moisture: 44 Decanted: (Y/N) N Date Received: 08/22/2009  
 Concentrated Extract Volume: 500 (uL) Date Extracted: 08/22/2009  
 Injection Volume: 2.0 (uL) GPC Factor: 2.00 Date Analyzed: 08/25/2009  
 GPC Cleanup: (Y/N) Y pH: 7.0 Dilution Factor: 1.0

CAS NO.	COMPOUND	CONCENTRATION UNITS:	
		(ug/L or ug/Kg)	UG/KG
91-20-3	Naphthalene	300	U
91-57-6	2-Methylnaphthalene	300	U
208-96-8	Acenaphthylene	300	U
83-32-9	Acenaphthene	300	U

PRELIMINARY

1E - FORM I SV-2  
SEMIVOLATILE ORGANICS ANALYSIS DATA SHEET

EPA SAMPLE NO.

E3NMO

Lab Name: MITKEM LABORATORIES Contract: EP-W-05-030  
 Lab Code: MITKEM Case No.: 38897 Mod. Ref No.: 1760.0 SDG No.: E3NL3  
 Matrix: (SOIL/SED/WATER) SOIL Lab Sample ID: H1628-08A  
 Sample wt/vol: 30.0 (g/mL) G Lab File ID: S3F9420.D  
 Level: (LOW/MED) LOW Extraction: (Type) SONC  
 % Moisture: 44 Decanted: (Y/N) N Date Received: 08/22/2009  
 Concentrated Extract Volume: 500 (uL) Date Extracted: 08/22/2009  
 Injection Volume: 2.0 (uL) GPC Factor: 2.00 Date Analyzed: 08/25/2009  
 GPC Cleanup: (Y/N) Y pH: 7.0 Dilution Factor: 1.0

CAS NO.	COMPOUND	CONCENTRATION UNITS:		Q
		(ug/L or ug/Kg)	UG/KG	
86-73-7	Fluorene		300	U
85-01-8	Phenanthrene		360	
120-12-7	Anthracene		80	J
206-44-0	Fluoranthene		730	
129-00-0	Pyrene		480	
56-55-3	Benzo(a)anthracene		240	J
218-01-9	Chrysene		350	
205-99-2	Benzo(b)fluoranthene		340	
207-08-9	Benzo(k)fluoranthene		110	J
50-32-8	Benzo(a)pyrene		220	J
193-39-5	Indeno(1,2,3-cd)pyrene		140	J
53-70-3	Dibenzo(a,h)anthracene		300	U
191-24-2	Benzo(g,h,i)perylene		160	J

(1) Cannot be separated from Diphenylamine

PRELIMINARY

1D - FORM I SV-1  
SEMIVOLATILE ORGANICS ANALYSIS DATA SHEET

EPA SAMPLE NO.

E3NM1

Lab Name: MITKEM LABORATORIES Contract: EP-W-05-030  
 Lab Code: MITKEM Case No.: 38897 Mod. Ref No.: 1760.0 SDG No.: E3NL3  
 Matrix: (SOIL/SED/WATER) SOIL Lab Sample ID: H1628-09A  
 Sample wt/vol: 30.1 (g/mL) G Lab File ID: S3F9421.D  
 Level: (LOW/MED) LOW Extraction: (Type) SONC  
 % Moisture: 38 Decanted: (Y/N) N Date Received: 08/22/2009  
 Concentrated Extract Volume: 500 (uL) Date Extracted: 08/22/2009  
 Injection Volume: 2.0 (uL) GPC Factor: 2.00 Date Analyzed: 08/25/2009  
 GPC Cleanup: (Y/N) Y pH: 7.2 Dilution Factor: 1.0

CAS NO.	COMPOUND	CONCENTRATION UNITS:	
		(ug/L or ug/Kg)	UG/KG
91-20-3	Naphthalene	270	U
91-57-6	2-Methylnaphthalene	270	U
208-96-8	Acenaphthylene	74	J
83-32-9	Acenaphthene	88	J

PRELIMINARY



1E - FORM I SV-2  
SEMIVOLATILE ORGANICS ANALYSIS DATA SHEET

EPA SAMPLE NO.

E3NM1

Lab Name: MITKEM LABORATORIES Contract: EP-W-05-030  
 Lab Code: MITKEM Case No.: 38897 Mod. Ref No.: 1760.0 SDG No.: E3NL3  
 Matrix: (SOIL/SED/WATER) SOIL Lab Sample ID: H1628-09A  
 Sample wt/vol: 30.1 (g/mL) G Lab File ID: S3F9421.D  
 Level: (LOW/MED) LOW Extraction: (Type) SONC  
 % Moisture: 38 Decanted: (Y/N) N Date Received: 08/22/2009  
 Concentrated Extract Volume: 500 (uL) Date Extracted: 08/22/2009  
 Injection Volume: 2.0 (uL) GPC Factor: 2.00 Date Analyzed: 08/25/2009  
 GPC Cleanup: (Y/N) Y pH: 7.2 Dilution Factor: 1.0

CAS NO.	COMPOUND	CONCENTRATION UNITS:		Q
		(ug/L or ug/Kg)	UG/KG	
86-73-7	Fluorene		180	J
85-01-8	Phenanthrene		1500	
120-12-7	Anthracene		340	
206-44-0	Fluoranthene		3100	
129-00-0	Pyrene		1900	
56-55-3	Benzo(a)anthracene		1100	
218-01-9	Chrysene		1500	
205-99-2	Benzo(b)fluoranthene		1400	
207-08-9	Benzo(k)fluoranthene		590	
50-32-8	Benzo(a)pyrene		940	
193-39-5	Indeno(1,2,3-cd)pyrene		590	
53-70-3	Dibenzo(a,h)anthracene		210	J
191-24-2	Benzo(g,h,i)perylene		500	

(1) Cannot be separated from Diphenylamine

PRELIMINARY

1D - FORM I SV-1  
SEMIVOLATILE ORGANICS ANALYSIS DATA SHEET

EPA SAMPLE NO.

E3NM2

Lab Name: MITKEM LABORATORIES Contract: EP-W-05-030  
Lab Code: MITKEM Case No.: 38897 Mod. Ref No.: 1760.0 SDG No.: E3NL3  
Matrix: (SOIL/SED/WATER) SOIL Lab Sample ID: H1628-10A  
Sample wt/vol: 30.0 (g/mL) G Lab File ID: S3F9422.D  
Level: (LOW/MED) LOW Extraction: (Type) SONC  
% Moisture: 40 Decanted: (Y/N) N Date Received: 08/22/2009  
Concentrated Extract Volume: 500 (uL) Date Extracted: 08/22/2009  
Injection Volume: 2.0 (uL) GPC Factor: 2.00 Date Analyzed: 08/25/2009  
GPC Cleanup: (Y/N) Y pH: 7.5 Dilution Factor: 1.0

CAS NO.	COMPOUND	CONCENTRATION UNITS: (ug/L or ug/Kg)	UG/KG	Q
91-20-3	Naphthalene		280	U
91-57-6	2-Methylnaphthalene		120	J
208-96-8	Acenaphthylene		70	J
83-32-9	Acenaphthene		110	J

PRELIMINARY

1E - FORM I SV-2  
SEMIVOLATILE ORGANICS ANALYSIS DATA SHEET

EPA SAMPLE NO.

E3NM2

Lab Name: MITKEM LABORATORIES Contract: EP-W-05-030  
 Lab Code: MITKEM Case No.: 38897 Mod. Ref No.: 1760.0 SDG No.: E3NL3  
 Matrix: (SOIL/SED/WATER) SOIL Lab Sample ID: H1628-10A  
 Sample wt/vol: 30.0 (g/mL) G Lab File ID: S3F9422.D  
 Level: (LOW/MED) LOW Extraction: (Type) SONC  
 % Moisture: 40 Decanted: (Y/N) N Date Received: 08/22/2009  
 Concentrated Extract Volume: 500 (uL) Date Extracted: 08/22/2009  
 Injection Volume: 2.0 (uL) GPC Factor: 2.00 Date Analyzed: 08/25/2009  
 GPC Cleanup: (Y/N) Y pH: 7.5 Dilution Factor: 1.0

CAS NO.	COMPOUND	CONCENTRATION UNITS:		Q
		(ug/L or ug/Kg)	UG/KG	
86-73-7	Fluorene		200	J
85-01-8	Phenanthrene		1400	
120-12-7	Anthracene		320	
206-44-0	Fluoranthene		3100	
129-00-0	Pyrene		1800	
56-55-3	Benzo(a)anthracene		930	
218-01-9	Chrysene		1300	
205-99-2	Benzo(b)fluoranthene		1100	
207-08-9	Benzo(k)fluoranthene		630	
50-32-8	Benzo(a)pyrene		780	
193-39-5	Indeno(1,2,3-cd)pyrene		500	
53-70-3	Dibenzo(a,h)anthracene		180	J
191-24-2	Benzo(g,h,i)perylene		490	

(1) Cannot be separated from Diphenylamine

PRELIMINARY

1D - FORM I SV-1  
SEMIVOLATILE ORGANICS ANALYSIS DATA SHEET

EPA SAMPLE NO.

E3NM3

Lab Name: MITKEM LABORATORIES Contract: EP-W-05-030  
 Lab Code: MITKEM Case No.: 38897 Mod. Ref No.: 1760.0 SDG No.: E3NL3  
 Matrix: (SOIL/SED/WATER) SOIL Lab Sample ID: H1628-11A  
 Sample wt/vol: 30.3 (g/mL) G Lab File ID: S3F9423.D  
 Level: (LOW/MED) LOW Extraction: (Type) SONC  
 % Moisture: 36 Decanted: (Y/N) N Date Received: 08/22/2009  
 Concentrated Extract Volume: 500 (uL) Date Extracted: 08/22/2009  
 Injection Volume: 2.0 (uL) GPC Factor: 2.00 Date Analyzed: 08/25/2009  
 GPC Cleanup: (Y/N) Y pH: 7.5 Dilution Factor: 1.0

CAS NO.	COMPOUND	CONCENTRATION UNITS:	
		(ug/L or ug/Kg)	UG/KG
91-20-3	Naphthalene	160	J
91-57-6	2-Methylnaphthalene	69	J
208-96-8	Acenaphthylene	110	J
83-32-9	Acenaphthene	220	J

PRELIMINARY

1E - FORM I SV-2  
SEMIVOLATILE ORGANICS ANALYSIS DATA SHEET

EPA SAMPLE NO.

E3NM3

Lab Name: MITKEM LABORATORIES Contract: EP-W-05-030  
 Lab Code: MITKEM Case No.: 38897 Mod. Ref No.: 1760.0 SDG No.: E3NL3  
 Matrix: (SOIL/SED/WATER) SOIL Lab Sample ID: H1628-11A  
 Sample wt/vol: 30.3 (g/mL) G Lab File ID: S3F9423.D  
 Level: (LOW/MED) LOW Extraction: (Type) SONC  
 % Moisture: 36 Decanted: (Y/N) N Date Received: 08/22/2009  
 Concentrated Extract Volume: 500 (uL) Date Extracted: 08/22/2009  
 Injection Volume: 2.0 (uL) GPC Factor: 2.00 Date Analyzed: 08/25/2009  
 GPC Cleanup: (Y/N) Y pH: 7.5 Dilution Factor: 1.0

CAS NO.	COMPOUND	CONCENTRATION UNITS: (ug/L or ug/Kg)	UG/KG	Q
86-73-7	Fluorene		310	
85-01-8	Phenanthrene		2800	
120-12-7	Anthracene		670	
206-44-0	Fluoranthene		5700	E
129-00-0	Pyrene		3300	
56-55-3	Benzo(a)anthracene		2200	
218-01-9	Chrysene		2600	
205-99-2	Benzo(b)fluoranthene		3000	
207-08-9	Benzo(k)fluoranthene		990	
50-32-8	Benzo(a)pyrene		2000	
193-39-5	Indeno(1,2,3-cd)pyrene		1200	
53-70-3	Dibenzo(a,h)anthracene		440	
191-24-2	Benzo(g,h,i)perylene		1100	

(1) Cannot be separated from Diphenylamine

PRELIMINARY

1D - FORM I SV-1  
SEMIVOLATILE ORGANICS ANALYSIS DATA SHEET

EPA SAMPLE NO.

E3NM4

Lab Name: MITKEM LABORATORIES Contract: EP-W-05-030  
 Lab Code: MITKEM Case No.: 38897 Mod. Ref No.: 1760.0 SDG No.: E3NL3  
 Matrix: (SOIL/SED/WATER) SOIL Lab Sample ID: H1628-12A  
 Sample wt/vol: 30.0 (g/mL) G Lab File ID: S3F9424.D  
 Level: (LOW/MED) LOW Extraction: (Type) SONC  
 % Moisture: 37 Decanted: (Y/N) N Date Received: 08/22/2009  
 Concentrated Extract Volume: 500 (uL) Date Extracted: 08/22/2009  
 Injection Volume: 2.0 (uL) GPC Factor: 2.00 Date Analyzed: 08/25/2009  
 GPC Cleanup: (Y/N) Y pH: 7.6 Dilution Factor: 1.0

CAS NO.	COMPOUND	CONCENTRATION UNITS:	
		(ug/L or ug/Kg)	UG/KG
91-20-3	Naphthalene	150	J
91-57-6	2-Methylnaphthalene	65	J
208-96-8	Acenaphthylene	94	J
83-32-9	Acenaphthene	180	J

PRELIMINARY

1E - FORM I SV-2  
SEMIVOLATILE ORGANICS ANALYSIS DATA SHEET

EPA SAMPLE NO.

E3NM4

Lab Name: MITKEM LABORATORIES Contract: EP-W-05-030  
 Lab Code: MITKEM Case No.: 38897 Mod. Ref No.: 1760.0 SDG No.: E3NL3  
 Matrix: (SOIL/SED/WATER) SOIL Lab Sample ID: H1628-12A  
 Sample wt/vol: 30.0 (g/mL) G Lab File ID: S3F9424.D  
 Level: (LOW/MED) LOW Extraction: (Type) SONC  
 % Moisture: 37 Decanted: (Y/N) N Date Received: 08/22/2009  
 Concentrated Extract Volume: 500 (uL) Date Extracted: 08/22/2009  
 Injection Volume: 2.0 (uL) GPC Factor: 2.00 Date Analyzed: 08/25/2009  
 GPC Cleanup: (Y/N) Y pH: 7.6 Dilution Factor: 1.0

CAS NO.	COMPOUND	CONCENTRATION UNITS:		Q
		(ug/L or ug/Kg)	UG/KG	
86-73-7	Fluorene		260	J
85-01-8	Phenanthrene		2200	
120-12-7	Anthracene		500	
206-44-0	Fluoranthene		4500	E
129-00-0	Pyrene		2800	
56-55-3	Benzo(a)anthracene		1700	
218-01-9	Chrysene		2200	
205-99-2	Benzo(b)fluoranthene		2000	
207-08-9	Benzo(k)fluoranthene		1100	
50-32-8	Benzo(a)pyrene		1500	
193-39-5	Indeno(1,2,3-cd)pyrene		940	
53-70-3	Dibenzo(a,h)anthracene		330	
191-24-2	Benzo(g,h,i)perylene		890	

(1) Cannot be separated from Diphenylamine

PRELIMINARY

SOM01.2 (6/2007)

1D - FORM I SV-1  
SEMIVOLATILE ORGANICS ANALYSIS DATA SHEET

EPA SAMPLE NO.

E3NL3MS

Lab Name: MITKEM LABORATORIES Contract: EP-W-05-030  
 Lab Code: MITKEM Case No.: 38897 Mod. Ref No.: 1760.0 SDG No.: E3NL3  
 Matrix: (SOIL/SED/WATER) SOIL Lab Sample ID: H1628-01AMS  
 Sample wt/vol: 30.2 (g/mL) G Lab File ID: S3F9430.D  
 Level: (LOW/MED) LOW Extraction: (Type) SONC  
 % Moisture: 45 Decanted: (Y/N) N Date Received: 08/22/2009  
 Concentrated Extract Volume: 500 (uL) Date Extracted: 08/22/2009  
 Injection Volume: 2.0 (uL) GPC Factor: 2.00 Date Analyzed: 08/25/2009  
 GPC Cleanup: (Y/N) Y pH: \_\_\_\_\_ Dilution Factor: 1.0

CAS NO.	COMPOUND	CONCENTRATION UNITS:		Q
		(ug/L or ug/Kg)	UG/KG	
91-20-3	Naphthalene		310	U
91-57-6	2-Methylnaphthalene		310	U
208-96-8	Acenaphthylene		310	U
83-32-9	Acenaphthene		1800	

PRELIMINARY



1E - FORM I SV-2  
SEMIVOLATILE ORGANICS ANALYSIS DATA SHEET

EPA SAMPLE NO.

E3NL3MS

Lab Name: MITKEM LABORATORIES Contract: EP-W-05-030  
 Lab Code: MITKEM Case No.: 38897 Mod. Ref No.: 1760.0 SDG No.: E3NL3  
 Matrix: (SOIL/SED/WATER) SOIL Lab Sample ID: H1628-01AMS  
 Sample wt/vol: 30.2 (g/mL) G Lab File ID: S3F9430.D  
 Level: (LOW/MED) LOW Extraction: (Type) SONC  
 % Moisture: 45 Decanted: (Y/N) N Date Received: 08/22/2009  
 Concentrated Extract Volume: 500 (uL) Date Extracted: 08/22/2009  
 Injection Volume: 2.0 (uL) GPC Factor: 2.00 Date Analyzed: 08/25/2009  
 GPC Cleanup: (Y/N) Y pH: \_\_\_\_\_ Dilution Factor: 1.0

CAS NO.	COMPOUND	CONCENTRATION UNITS:	
		(ug/L or ug/Kg)	UG/KG
86-73-7	Fluorene	130	J
85-01-8	Phenanthrene	990	
120-12-7	Anthracene	240	J
206-44-0	Fluoranthene	1700	
129-00-0	Pyrene	2400	
56-55-3	Benzo(a)anthracene	600	
218-01-9	Chrysene	790	
205-99-2	Benzo(b)fluoranthene	720	
207-08-9	Benzo(k)fluoranthene	300	J
50-32-8	Benzo(a)pyrene	500	
193-39-5	Indeno(1,2,3-cd)pyrene	320	
53-70-3	Dibenzo(a,h)anthracene	110	J
191-24-2	Benzo(g,h,i)perylene	340	

(1) Cannot be separated from Diphenylamine

PRELIMINARY

1D - FORM I SV-1  
SEMIVOLATILE ORGANICS ANALYSIS DATA SHEET

EPA SAMPLE NO.

E3NL3MSD

Lab Name: MITKEM LABORATORIES Contract: EP-W-05-030  
 Lab Code: MITKEM Case No.: 38897 Mod. Ref No.: 1760.0 SDG No.: E3NL3  
 Matrix: (SOIL/SED/WATER) SOIL Lab Sample ID: H1628-01AMSD  
 Sample wt/vol: 30.3 (g/mL) G Lab File ID: S3F9431.D  
 Level: (LOW/MED) LOW Extraction: (Type) SONC  
 % Moisture: 45 Decanted: (Y/N) N Date Received: 08/22/2009  
 Concentrated Extract Volume: 500 (uL) Date Extracted: 08/22/2009  
 Injection Volume: 2.0 (uL) GPC Factor: 2.00 Date Analyzed: 08/25/2009  
 GPC Cleanup: (Y/N) Y pH: \_\_\_\_\_ Dilution Factor: 1.0

CAS NO.	COMPOUND	CONCENTRATION UNITS:		Q
		(ug/L or ug/Kg)	UG/KG	
91-20-3	Naphthalene		310	U
91-57-6	2-Methylnaphthalene		310	U
208-96-8	Acenaphthylene		310	U
83-32-9	Acenaphthene		1900	

PRELIMINARY

1E - FORM I SV-2  
SEMIVOLATILE ORGANICS ANALYSIS DATA SHEET

EPA SAMPLE NO.

E3NL3MSD

Lab Name: MITKEM LABORATORIES Contract: EP-W-05-030  
 Lab Code: MITKEM Case No.: 38897 Mod. Ref No.: 1760.0 SDG No.: E3NL3  
 Matrix: (SOIL/SED/WATER) SOIL Lab Sample ID: H1628-01AMSD  
 Sample wt/vol: 30.3 (g/mL) G Lab File ID: S3F9431.D  
 Level: (LOW/MED) LOW Extraction: (Type) SONC  
 % Moisture: 45 Decanted: (Y/N) N Date Received: 08/22/2009  
 Concentrated Extract Volume: 500 (uL) Date Extracted: 08/22/2009  
 Injection Volume: 2.0 (uL) GPC Factor: 2.00 Date Analyzed: 08/25/2009  
 GPC Cleanup: (Y/N) Y pH: \_\_\_\_\_ Dilution Factor: 1.0

CAS NO.	COMPOUND	CONCENTRATION UNITS: (ug/L or ug/Kg)	UG/KG	Q
86-73-7	Fluorene		160	J
85-01-8	Phenanthrene		1200	
120-12-7	Anthracene		310	J
206-44-0	Fluoranthene		2200	
129-00-0	Pyrene		2700	
56-55-3	Benzo(a)anthracene		710	
218-01-9	Chrysene		960	
205-99-2	Benzo(b)fluoranthene		850	
207-08-9	Benzo(k)fluoranthene		450	
50-32-8	Benzo(a)pyrene		620	
193-39-5	Indeno(1,2,3-cd)pyrene		380	
53-70-3	Dibenzo(a,h)anthracene		130	J
191-24-2	Benzo(g,h,i)perylene		410	

(1) Cannot be separated from Diphenylamine

**PRELIMINARY**

SOM01.2 (6/2007)

1D - FORM I SV-1  
SEMIVOLATILE ORGANICS ANALYSIS DATA SHEET

EPA SAMPLE NO.

E3NL5DL

Lab Name: MITKEM LABORATORIES Contract: EP-W-05-030  
 Lab Code: MITKEM Case No.: 38897 Mod. Ref No.: 1760.0 SDG No.: E3NL3  
 Matrix: (SOIL/SED/WATER) SOIL Lab Sample ID: H1628-03ADL  
 Sample wt/vol: 30.5 (g/mL) G Lab File ID: S3F9432.D  
 Level: (LOW/MED) LOW Extraction: (Type) SONC  
 % Moisture: 40 Decanted: (Y/N) N Date Received: 08/22/2009  
 Concentrated Extract Volume: 500 (uL) Date Extracted: 08/22/2009  
 Injection Volume: 2.0 (uL) GPC Factor: 2.00 Date Analyzed: 08/25/2009  
 GPC Cleanup: (Y/N) Y pH: 7.6 Dilution Factor: 2.0

CAS NO.	COMPOUND	CONCENTRATION UNITS:	
		(ug/L or ug/Kg)	UG/KG
91-20-3	Naphthalene	560	U
91-57-6	2-Methylnaphthalene	560	U
208-96-8	Acenaphthylene	560	U
83-32-9	Acenaphthene	300	DJ

PRELIMINARY

1E - FORM I SV-2  
SEMIVOLATILE ORGANICS ANALYSIS DATA SHEET

EPA SAMPLE NO.

E3NL5DL

Lab Name: MITKEM LABORATORIES Contract: EP-W-05-030  
 Lab Code: MITKEM Case No.: 38897 Mod. Ref No.: 1760.0 SDG No.: E3NL3  
 Matrix: (SOIL/SED/WATER) SOIL Lab Sample ID: H1628-03ADL  
 Sample wt/vol: 30.5 (g/mL) G Lab File ID: S3F9432.D  
 Level: (LOW/MED) LOW Extraction: (Type) SONC  
 % Moisture: 40 Decanted: (Y/N) N Date Received: 08/22/2009  
 Concentrated Extract Volume: 500 (uL) Date Extracted: 08/22/2009  
 Injection Volume: 2.0 (uL) GPC Factor: 2.00 Date Analyzed: 08/25/2009  
 GPC Cleanup: (Y/N) Y pH: 7.6 Dilution Factor: 2.0

CAS NO.	COMPOUND	CONCENTRATION UNITS: (ug/L or ug/Kg)	UG/KG	Q
86-73-7	Fluorene		860	D
85-01-8	Phenanthrene		4900	D
120-12-7	Anthracene		1100	D
206-44-0	Fluoranthene		5600	D
129-00-0	Pyrene		3300	D
56-55-3	Benzo(a)anthracene		1600	D
218-01-9	Chrysene		2200	D
205-99-2	Benzo(b)fluoranthene		2100	D
207-08-9	Benzo(k)fluoranthene		750	D
50-32-8	Benzo(a)pyrene		1400	D
193-39-5	Indeno(1,2,3-cd)pyrene		830	D
53-70-3	Dibenzo(a,h)anthracene		280	DJ
191-24-2	Benzo(g,h,i)perylene		790	D

(1) Cannot be separated from Diphenylamine

**PRELIMINARY**

1D - FORM I SV-1  
SEMIVOLATILE ORGANICS ANALYSIS DATA SHEET

EPA SAMPLE NO.

E3NL7DL

Lab Name: MITKEM LABORATORIES Contract: EP-W-05-030  
 Lab Code: MITKEM Case No.: 38897 Mod. Ref No.: 1760.0 SDG No.: E3NL3  
 Matrix: (SOIL/SED/WATER) SOIL Lab Sample ID: H1628-05ADL  
 Sample wt/vol: 30.0 (g/mL) G Lab File ID: S3F9433.D  
 Level: (LOW/MED) LOW Extraction: (Type) SONC  
 % Moisture: 37 Decanted: (Y/N) N Date Received: 08/22/2009  
 Concentrated Extract Volume: 500 (uL) Date Extracted: 08/22/2009  
 Injection Volume: 2.0 (uL) GPC Factor: 2.00 Date Analyzed: 08/25/2009  
 GPC Cleanup: (Y/N) Y pH: 7.8 Dilution Factor: 2.0

CAS NO.	COMPOUND	CONCENTRATION UNITS:	
		(ug/L or ug/Kg)	UG/KG
91-20-3	Naphthalene	130	DJ
91-57-6	2-Methylnaphthalene	540	U
208-96-8	Acenaphthylene	120	DJ
83-32-9	Acenaphthene	420	DJ

PRELIMINARY

SOM01.2 (6/2007)

1E - FORM I SV-2  
SEMIVOLATILE ORGANICS ANALYSIS DATA SHEET

EPA SAMPLE NO.

E3NL7DL

Lab Name: MITKEM LABORATORIES Contract: EP-W-05-030  
 Lab Code: MITKEM Case No.: 38897 Mod. Ref No.: 1760.0 SDG No.: E3NL3  
 Matrix: (SOIL/SED/WATER) SOIL Lab Sample ID: H1628-05ADL  
 Sample wt/vol: 30.0 (g/mL) G Lab File ID: S3F9433.D  
 Level: (LOW/MED) LOW Extraction: (Type) SONC  
 % Moisture: 37 Decanted: (Y/N) N Date Received: 08/22/2009  
 Concentrated Extract Volume: 500 (uL) Date Extracted: 08/22/2009  
 Injection Volume: 2.0 (uL) GPC Factor: 2.00 Date Analyzed: 08/25/2009  
 GPC Cleanup: (Y/N) Y pH: 7.8 Dilution Factor: 2.0

CAS NO.	COMPOUND	CONCENTRATION UNITS:	
		(ug/L or ug/Kg)	UG/KG
86-73-7	Fluorene	510	DJ
85-01-8	Phenanthrene	3600	D
120-12-7	Anthracene	920	D
206-44-0	Fluoranthene	5500	D
129-00-0	Pyrene	3500	D
56-55-3	Benzo(a)anthracene	2000	D
218-01-9	Chrysene	2400	D
205-99-2	Benzo(b)fluoranthene	2100	D
207-08-9	Benzo(k)fluoranthene	1300	D
50-32-8	Benzo(a)pyrene	1800	D
193-39-5	Indeno(1,2,3-cd)pyrene	1000	D
53-70-3	Dibenzo(a,h)anthracene	350	DJ
191-24-2	Benzo(g,h,i)perylene	950	D

(1) Cannot be separated from Diphenylamine

PRELIMINARY

SOM01.2 (6/2007)

1D - FORM I SV-1  
SEMIVOLATILE ORGANICS ANALYSIS DATA SHEET

EPA SAMPLE NO.

E3NM3DL

Lab Name: MITKEM LABORATORIES Contract: EP-W-05-030  
 Lab Code: MITKEM Case No.: 38897 Mod. Ref No.: 1760.0 SDG No.: E3NL3  
 Matrix: (SOIL/SED/WATER) SOIL Lab Sample ID: H1628-11ADL  
 Sample wt/vol: 30.3 (g/mL) G Lab File ID: S3F9434.D  
 Level: (LOW/MED) LOW Extraction: (Type) SONC  
 % Moisture: 36 Decanted: (Y/N) N Date Received: 08/22/2009  
 Concentrated Extract Volume: 500 (uL) Date Extracted: 08/22/2009  
 Injection Volume: 2.0 (uL) GPC Factor: 2.00 Date Analyzed: 08/25/2009  
 GPC Cleanup: (Y/N) Y pH: 7.5 Dilution Factor: 2.0

CAS NO.	COMPOUND	CONCENTRATION UNITS:	
		(ug/L or ug/Kg)	UG/KG
91-20-3	Naphthalene	160	DJ
91-57-6	2-Methylnaphthalene	530	U
208-96-8	Acenaphthylene	140	DJ
83-32-9	Acenaphthene	260	DJ

**PRELIMINARY**

SOM01.2 (6/2007)



1E - FORM I SV-2  
SEMIVOLATILE ORGANICS ANALYSIS DATA SHEET

EPA SAMPLE NO.

E3NM3DL

Lab Name: MITKEM LABORATORIES Contract: EP-W-05-030  
 Lab Code: MITKEM Case No.: 38897 Mod. Ref No.: 1760.0 SDG No.: E3NL3  
 Matrix: (SOIL/SED/WATER) SOIL Lab Sample ID: H1628-11ADL  
 Sample wt/vol: 30.3 (g/mL) G Lab File ID: S3F9434.D  
 Level: (LOW/MED) LOW Extraction: (Type) SONC  
 % Moisture: 36 Decanted: (Y/N) N Date Received: 08/22/2009  
 Concentrated Extract Volume: 500 (uL) Date Extracted: 08/22/2009  
 Injection Volume: 2.0 (uL) GPC Factor: 2.00 Date Analyzed: 08/25/2009  
 GPC Cleanup: (Y/N) Y pH: 7.5 Dilution Factor: 2.0

CAS NO.	COMPOUND	CONCENTRATION UNITS:	
		ug/L or ug/Kg	UG/KG
86-73-7	Fluorene	360	DJ
85-01-8	Phenanthrene	3200	D
120-12-7	Anthracene	770	D
206-44-0	Fluoranthene	6600	D
129-00-0	Pyrene	4100	D
56-55-3	Benzo(a)anthracene	2400	D
218-01-9	Chrysene	3100	D
205-99-2	Benzo(b)fluoranthene	3100	D
207-08-9	Benzo(k)fluoranthene	1300	D
50-32-8	Benzo(a)pyrene	2200	D
193-39-5	Indeno(1,2,3-cd)pyrene	1300	D
53-70-3	Dibenzo(a,h)anthracene	460	DJ
191-24-2	Benzo(g,h,i)perylene	1200	D

(1) Cannot be separated from Diphenylamine

**PRELIMINARY**

1D - FORM I SV-1  
SEMIVOLATILE ORGANICS ANALYSIS DATA SHEET

EPA SAMPLE NO.

E3NM4DL

Lab Name: MITKEM LABORATORIES Contract: EP-W-05-030  
 Lab Code: MITKEM Case No.: 38897 Mod. Ref No.: 1760.0 SDG No.: E3NL3  
 Matrix: (SOIL/SED/WATER) SOIL Lab Sample ID: H1628-12ADL  
 Sample wt/vol: 30.0 (g/mL) G Lab File ID: S3F9435.D  
 Level: (LOW/MED) LOW Extraction: (Type) SONC  
 % Moisture: 37 Decanted: (Y/N) N Date Received: 08/22/2009  
 Concentrated Extract Volume: 500 (uL) Date Extracted: 08/22/2009  
 Injection Volume: 2.0 (uL) GPC Factor: 2.00 Date Analyzed: 08/25/2009  
 GPC Cleanup: (Y/N) Y pH: 7.6 Dilution Factor: 2.0

CAS NO.	COMPOUND	CONCENTRATION UNITS:		Q
		(ug/L or ug/Kg)	UG/KG	
91-20-3	Naphthalene		170	DJ
91-57-6	2-Methylnaphthalene		540	U
208-96-8	Acenaphthylene		540	U
83-32-9	Acenaphthene		190	DJ

PRELIMINARY

1E - FORM I SV-2  
SEMIVOLATILE ORGANICS ANALYSIS DATA SHEET

EPA SAMPLE NO.

E3NM4DL

Lab Name: MITKEM LABORATORIES Contract: EP-W-05-030  
 Lab Code: MITKEM Case No.: 38897 Mod. Ref No.: 1760.0 SDG No.: E3NL3  
 Matrix: (SOIL/SED/WATER) SOIL Lab Sample ID: H1628-12ADL  
 Sample wt/vol: 30.0 (g/mL) G Lab File ID: S3F9435.D  
 Level: (LOW/MED) LOW Extraction: (Type) SONC  
 % Moisture: 37 Decanted: (Y/N) N Date Received: 08/22/2009  
 Concentrated Extract Volume: 500 (uL) Date Extracted: 08/22/2009  
 Injection Volume: 2.0 (uL) GPC Factor: 2.00 Date Analyzed: 08/25/2009  
 GPC Cleanup: (Y/N) Y pH: 7.6 Dilution Factor: 2.0

CAS NO.	COMPOUND	CONCENTRATION UNITS:	
		(ug/L or ug/Kg)	UG/KG
86-73-7	Fluorene	270	DJ
85-01-8	Phenanthrene	2600	D
120-12-7	Anthracene	580	D
206-44-0	Fluoranthene	5300	D
129-00-0	Pyrene	3500	D
56-55-3	Benzo(a)anthracene	1900	D
218-01-9	Chrysene	2500	D
205-99-2	Benzo(b)fluoranthene	2700	D
207-08-9	Benzo(k)fluoranthene	880	D
50-32-8	Benzo(a)pyrene	1800	D
193-39-5	Indeno(1,2,3-cd)pyrene	1100	D
53-70-3	Dibenzo(a,h)anthracene	360	DJ
191-24-2	Benzo(g,h,i)perylene	1000	D

(1) Cannot be separated from Diphenylamine

PRELIMINARY

SOM01.2 (6/2007)

1D - FORM I SV-1  
SEMIVOLATILE ORGANICS ANALYSIS DATA SHEET

EPA SAMPLE NO.

E3NM5

Lab Name: MITKEM LABORATORIES Contract: EP-W-05-030  
 Lab Code: MITKEM Case No.: 38897 Mod. Ref No.: 1760.0 SDG No.: E3NL3  
 Matrix: (SOIL/SED/WATER) SOIL Lab Sample ID: H1628-13A  
 Sample wt/vol: 30.0 (g/mL) G Lab File ID: S3F9425.D  
 Level: (LOW/MED) LOW Extraction: (Type) SONC  
 % Moisture: 36 Decanted: (Y/N) N Date Received: 08/22/2009  
 Concentrated Extract Volume: 500 (uL) Date Extracted: 08/22/2009  
 Injection Volume: 2.0 (uL) GPC Factor: 2.00 Date Analyzed: 08/25/2009  
 GPC Cleanup: (Y/N) Y pH: 7.8 Dilution Factor: 1.0

CAS NO.	COMPOUND	CONCENTRATION UNITS:	
		UG/KG	Q
91-20-3	Naphthalene	200	J
91-57-6	2-Methylnaphthalene	130	J
208-96-8	Acenaphthylene	130	J
83-32-9	Acenaphthene	290	

PRELIMINARY

1E - FORM I SV-2  
SEMIVOLATILE ORGANICS ANALYSIS DATA SHEET

EPA SAMPLE NO.

E3NM5

Lab Name: MITKEM LABORATORIES Contract: EP-W-05-030  
 Lab Code: MITKEM Case No.: 38897 Mod. Ref No.: 1760.0 SDG No.: E3NL3  
 Matrix: (SOIL/SED/WATER) SOIL Lab Sample ID: H1628-13A  
 Sample wt/vol: 30.0 (g/mL) G Lab File ID: S3F9425.D  
 Level: (LOW/MED) LOW Extraction: (Type) SONC  
 % Moisture: 36 Decanted: (Y/N) N Date Received: 08/22/2009  
 Concentrated Extract Volume: 500 (uL) Date Extracted: 08/22/2009  
 Injection Volume: 2.0 (uL) GPC Factor: 2.00 Date Analyzed: 08/25/2009  
 GPC Cleanup: (Y/N) Y pH: 7.8 Dilution Factor: 1.0

CAS NO.	COMPOUND	CONCENTRATION UNITS:		Q
		(ug/L or ug/Kg)	UG/KG	
86-73-7	Fluorene		390	
85-01-8	Phenanthrene		2900	
120-12-7	Anthracene		700	
206-44-0	Fluoranthene		5000	E
129-00-0	Pyrene		3000	
56-55-3	Benzo(a)anthracene		2000	
218-01-9	Chrysene		2200	
205-99-2	Benzo(b)fluoranthene		2100	
207-08-9	Benzo(k)fluoranthene		1200	
50-32-8	Benzo(a)pyrene		1700	
193-39-5	Indeno(1,2,3-cd)pyrene		1000	
53-70-3	Dibenzo(a,h)anthracene		350	
191-24-2	Benzo(g,h,i)perylene		990	

(1) Cannot be separated from Diphenylamine

PRELIMINARY

SOM01.2 (6/2007)

1D - FORM I SV-1  
SEMIVOLATILE ORGANICS ANALYSIS DATA SHEET

EPA SAMPLE NO.

E3NM5DL

Lab Name: MITKEM LABORATORIES Contract: EP-W-05-030  
 Lab Code: MITKEM Case No.: 38897 Mod. Ref No.: 1760.0 SDG No.: E3NL3  
 Matrix: (SOIL/SED/WATER) SOIL Lab Sample ID: H1628-13ADL  
 Sample wt/vol: 30.0 (g/mL) G Lab File ID: S3F9436.D  
 Level: (LOW/MED) LOW Extraction: (Type) SONC  
 % Moisture: 36 Decanted: (Y/N) N Date Received: 08/22/2009  
 Concentrated Extract Volume: 500 (uL) Date Extracted: 08/22/2009  
 Injection Volume: 2.0 (uL) GPC Factor: 2.00 Date Analyzed: 08/25/2009  
 GPC Cleanup: (Y/N) Y pH: 7.8 Dilution Factor: 2.0

CAS NO.	COMPOUND	CONCENTRATION UNITS:		Q
		(ug/L or ug/Kg)	UG/KG	
91-20-3	Naphthalene		230	DJ
91-57-6	2-Methylnaphthalene		140	DJ
208-96-8	Acenaphthylene		150	DJ
83-32-9	Acenaphthene		330	DJ

PRELIMINARY

1E - FORM I SV-2  
SEMIVOLATILE ORGANICS ANALYSIS DATA SHEET

EPA SAMPLE NO.

E3NM5DL

Lab Name: MITKEM LABORATORIES Contract: EP-W-05-030  
 Lab Code: MITKEM Case No.: 38897 Mod. Ref No.: 1760.0 SDG No.: E3NL3  
 Matrix: (SOIL/SED/WATER) SOIL Lab Sample ID: H1628-13ADL  
 Sample wt/vol: 30.0 (g/mL) G Lab File ID: S3F9436.D  
 Level: (LOW/MED) LOW Extraction: (Type) SONC  
 % Moisture: 36 Decanted: (Y/N) N Date Received: 08/22/2009  
 Concentrated Extract Volume: 500 (uL) Date Extracted: 08/22/2009  
 Injection Volume: 2.0 (uL) GPC Factor: 2.00 Date Analyzed: 08/25/2009  
 GPC Cleanup: (Y/N) Y pH: 7.8 Dilution Factor: 2.0

CAS NO.	COMPOUND	CONCENTRATION UNITS:		Q
		(ug/L or ug/Kg)	UG/KG	
86-73-7	Fluorene		430	DJ
85-01-8	Phenanthrene		3400	D
120-12-7	Anthracene		790	D
206-44-0	Fluoranthene		6100	D
129-00-0	Pyrene		3900	D
56-55-3	Benzo(a)anthracene		2200	D
218-01-9	Chrysene		2700	D
205-99-2	Benzo(b)fluoranthene		2600	D
207-08-9	Benzo(k)fluoranthene		1200	D
50-32-8	Benzo(a)pyrene		2000	D
193-39-5	Indeno(1,2,3-cd)pyrene		1200	D
53-70-3	Dibenzo(a,h)anthracene		410	DJ
191-24-2	Benzo(g,h,i)perylene		1200	D

(1) Cannot be separated from Diphenylamine

PRELIMINARY

1D - FORM I SV-1  
SEMIVOLATILE ORGANICS ANALYSIS DATA SHEET

EPA SAMPLE NO.

E3NM6

Lab Name: MITKEM LABORATORIES Contract: EP-W-05-030  
 Lab Code: MITKEM Case No.: 38897 Mod. Ref No.: 1760.0 SDG No.: E3NL3  
 Matrix: (SOIL/SED/WATER) SOIL Lab Sample ID: H1628-14A  
 Sample wt/vol: 30.2 (g/mL) G Lab File ID: S3F9426.D  
 Level: (LOW/MED) LOW Extraction: (Type) SONC  
 % Moisture: 19 Decanted: (Y/N) N Date Received: 08/22/2009  
 Concentrated Extract Volume: 500 (uL) Date Extracted: 08/22/2009  
 Injection Volume: 2.0 (uL) GPC Factor: 2.00 Date Analyzed: 08/25/2009  
 GPC Cleanup: (Y/N) Y pH: 7.9 Dilution Factor: 1.0

CAS NO.	COMPOUND	CONCENTRATION UNITS:		Q
		(ug/L or ug/Kg)	UG/KG	
91-20-3	Naphthalene		210	U
91-57-6	2-Methylnaphthalene		210	U
208-96-8	Acenaphthylene		210	U
83-32-9	Acenaphthene		210	U

PRELIMINARY



1E - FORM I SV-2  
SEMIVOLATILE ORGANICS ANALYSIS DATA SHEET

EPA SAMPLE NO.

E3NM6

Lab Name: MITKEM LABORATORIES Contract: EP-W-05-030  
 Lab Code: MITKEM Case No.: 38897 Mod. Ref No.: 1760.0 SDG No.: E3NL3  
 Matrix: (SOIL/SED/WATER) SOIL Lab Sample ID: H1628-14A  
 Sample wt/vol: 30.2 (g/mL) G Lab File ID: S3F9426.D  
 Level: (LOW/MED) LOW Extraction: (Type) SONC  
 % Moisture: 19 Decanted: (Y/N) N Date Received: 08/22/2009  
 Concentrated Extract Volume: 500 (uL) Date Extracted: 08/22/2009  
 Injection Volume: 2.0 (uL) GPC Factor: 2.00 Date Analyzed: 08/25/2009  
 GPC Cleanup: (Y/N) Y pH: 7.9 Dilution Factor: 1.0

CAS NO.	COMPOUND	CONCENTRATION UNITS:	
		ug/L or ug/Kg	UG/KG
86-73-7	Fluorene	210	U
85-01-8	Phenanthrene	61	J
120-12-7	Anthracene	210	U
206-44-0	Fluoranthene	120	J
129-00-0	Pyrene	79	J
56-55-3	Benzo(a)anthracene	44	J
218-01-9	Chrysene	59	J
205-99-2	Benzo(b)fluoranthene	54	J
207-08-9	Benzo(k)fluoranthene	210	U
50-32-8	Benzo(a)pyrene	210	U
193-39-5	Indeno(1,2,3-cd)pyrene	210	U
53-70-3	Dibenzo(a,h)anthracene	210	U
191-24-2	Benzo(g,h,i)perylene	210	U

(1) Cannot be separated from Diphenylamine

PRELIMINARY

1D - FORM I SV-1  
SEMIVOLATILE ORGANICS ANALYSIS DATA SHEET

EPA SAMPLE NO.

E3NN3

Lab Name: MITKEM LABORATORIES Contract: EP-W-05-030  
 Lab Code: MITKEM Case No.: 38897 Mod. Ref No.: 1760.0 SDG No.: E3NL3  
 Matrix: (SOIL/SED/WATER) SOIL Lab Sample ID: H1628-15A  
 Sample wt/vol: 30.1 (g/mL) G Lab File ID: S3F9427.D  
 Level: (LOW/MED) LOW Extraction: (Type) SONC  
 % Moisture: 37 Decanted: (Y/N) N Date Received: 08/22/2009  
 Concentrated Extract Volume: 500 (uL) Date Extracted: 08/22/2009  
 Injection Volume: 2.0 (uL) GPC Factor: 2.00 Date Analyzed: 08/25/2009  
 GPC Cleanup: (Y/N) Y pH: 7.3 Dilution Factor: 1.0

CAS NO.	COMPOUND	CONCENTRATION UNITS:		Q
		(ug/L or ug/Kg)	UG/KG	
91-20-3	Naphthalene		270	U
91-57-6	2-Methylnaphthalene		270	U
208-96-8	Acenaphthylene		270	U
83-32-9	Acenaphthene		270	U

PRELIMINARY

SOM01.2 (6/2007)

1E - FORM I SV-2  
SEMIVOLATILE ORGANICS ANALYSIS DATA SHEET

EPA SAMPLE NO.

E3NN3

Lab Name: MITKEM LABORATORIES Contract: EP-W-05-030  
 Lab Code: MITKEM Case No.: 38897 Mod. Ref No.: 1760.0 SDG No.: E3NL3  
 Matrix: (SOIL/SED/WATER) SOIL Lab Sample ID: H1628-15A  
 Sample wt/vol: 30.1 (g/mL) G Lab File ID: S3F9427.D  
 Level: (LOW/MED) LOW Extraction: (Type) SONC  
 % Moisture: 37 Decanted: (Y/N) N Date Received: 08/22/2009  
 Concentrated Extract Volume: 500 (uL) Date Extracted: 08/22/2009  
 Injection Volume: 2.0 (uL) GPC Factor: 2.00 Date Analyzed: 08/25/2009  
 GPC Cleanup: (Y/N) Y pH: 7.3 Dilution Factor: 1.0

CAS NO.	COMPOUND	CONCENTRATION UNITS:		Q
		(ug/L or ug/Kg)	UG/KG	
86-73-7	Fluorene		78	J
85-01-8	Phenanthrene		610	
120-12-7	Anthracene		150	J
206-44-0	Fluoranthene		1300	
129-00-0	Pyrene		810	
56-55-3	Benzo(a)anthracene		450	
218-01-9	Chrysene		610	
205-99-2	Benzo(b)fluoranthene		580	
207-08-9	Benzo(k)fluoranthene		280	
50-32-8	Benzo(a)pyrene		430	
193-39-5	Indeno(1,2,3-cd)pyrene		280	
53-70-3	Dibenzo(a,h)anthracene		91	J
191-24-2	Benzo(g,h,i)perylene		250	J

(1) Cannot be separated from Diphenylamine

PRELIMINARY

SOM01.2 (6/2007)

1D - FORM I SV-1  
SEMIVOLATILE ORGANICS ANALYSIS DATA SHEET

EPA SAMPLE NO.

E3NN4

Lab Name: MITKEM LABORATORIES Contract: EP-W-05-030  
 Lab Code: MITKEM Case No.: 38897 Mod. Ref No.: 1760.0 SDG No.: E3NL3  
 Matrix: (SOIL/SED/WATER) SOIL Lab Sample ID: H1628-16A  
 Sample wt/vol: 30.0 (g/mL) G Lab File ID: S3F9428.D  
 Level: (LOW/MED) LOW Extraction: (Type) SONC  
 % Moisture: 38 Decanted: (Y/N) N Date Received: 08/22/2009  
 Concentrated Extract Volume: 500 (uL) Date Extracted: 08/22/2009  
 Injection Volume: 2.0 (uL) GPC Factor: 2.00 Date Analyzed: 08/25/2009  
 GPC Cleanup: (Y/N) Y pH: 7.5 Dilution Factor: 1.0

CAS NO.	COMPOUND	CONCENTRATION UNITS:	
		(ug/L or ug/Kg)	UG/KG
91-20-3	Naphthalene	270	U
91-57-6	2-Methylnaphthalene	270	U
208-96-8	Acenaphthylene	69	J
83-32-9	Acenaphthene	110	J

PRELIMINARY

1E - FORM I SV-2  
SEMIVOLATILE ORGANICS ANALYSIS DATA SHEET

EPA SAMPLE NO.

E3NN4

Lab Name: MITKEM LABORATORIES Contract: EP-W-05-030  
 Lab Code: MITKEM Case No.: 38897 Mod. Ref No.: 1760.0 SDG No.: E3NL3  
 Matrix: (SOIL/SED/WATER) SOIL Lab Sample ID: H1628-16A  
 Sample wt/vol: 30.0 (g/mL) G Lab File ID: S3F9428.D  
 Level: (LOW/MED) LOW Extraction: (Type) SONC  
 % Moisture: 38 Decanted: (Y/N) N Date Received: 08/22/2009  
 Concentrated Extract Volume: 500 (uL) Date Extracted: 08/22/2009  
 Injection Volume: 2.0 (uL) GPC Factor: 2.00 Date Analyzed: 08/25/2009  
 GPC Cleanup: (Y/N) Y pH: 7.5 Dilution Factor: 1.0

CAS NO.	COMPOUND	CONCENTRATION UNITS: (ug/L or ug/Kg)	UG/KG	Q
86-73-7	Fluorene		190	J
85-01-8	Phenanthrene		1500	
120-12-7	Anthracene		340	
206-44-0	Fluoranthene		2500	
129-00-0	Pyrene		1600	
56-55-3	Benzo(a)anthracene		880	
218-01-9	Chrysene		1200	
205-99-2	Benzo(b)fluoranthene		1100	
207-08-9	Benzo(k)fluoranthene		460	
50-32-8	Benzo(a)pyrene		750	
193-39-5	Indeno(1,2,3-cd)pyrene		470	
53-70-3	Dibenzo(a,h)anthracene		160	J
191-24-2	Benzo(g,h,i)perylene		430	

(1) Cannot be separated from Diphenylamine

**PRELIMINARY**

SOM01.2 (6/2007)

1D - FORM I SV-1  
SEMIVOLATILE ORGANICS ANALYSIS DATA SHEET

EPA SAMPLE NO.

E3NN5

Lab Name: MITKEM LABORATORIES Contract: EP-W-05-030  
 Lab Code: MITKEM Case No.: 38897 Mod. Ref No.: 1760.0 SDG No.: E3NL3  
 Matrix: (SOIL/SED/WATER) SOIL Lab Sample ID: H1628-17A  
 Sample wt/vol: 30.1 (g/mL) G Lab File ID: S3F9429.D  
 Level: (LOW/MED) LOW Extraction: (Type) SONC  
 % Moisture: 41 Decanted: (Y/N) N Date Received: 08/22/2009  
 Concentrated Extract Volume: 500 (uL) Date Extracted: 08/22/2009  
 Injection Volume: 2.0 (uL) GPC Factor: 2.00 Date Analyzed: 08/25/2009  
 GPC Cleanup: (Y/N) Y pH: 7.0 Dilution Factor: 1.0

CAS NO.	COMPOUND	CONCENTRATION UNITS:	
		(ug/L or ug/Kg)	UG/KG
91-20-3	Naphthalene	290	U
91-57-6	2-Methylnaphthalene	290	U
208-96-8	Acenaphthylene	290	U
83-32-9	Acenaphthene	290	U

PRELIMINARY

1E - FORM I SV-2  
SEMIVOLATILE ORGANICS ANALYSIS DATA SHEET

EPA SAMPLE NO.

E3NN5

Lab Name: MITKEM LABORATORIES Contract: EP-W-05-030  
 Lab Code: MITKEM Case No.: 38897 Mod. Ref No.: 1760.0 SDG No.: E3NL3  
 Matrix: (SOIL/SED/WATER) SOIL Lab Sample ID: H1628-17A  
 Sample wt/vol: 30.1 (g/mL) G Lab File ID: S3F9429.D  
 Level: (LOW/MED) LOW Extraction: (Type) SONC  
 % Moisture: 41 Decanted: (Y/N) N Date Received: 08/22/2009  
 Concentrated Extract Volume: 500 (uL) Date Extracted: 08/22/2009  
 Injection Volume: 2.0 (uL) GPC Factor: 2.00 Date Analyzed: 08/25/2009  
 GPC Cleanup: (Y/N) Y pH: 7.0 Dilution Factor: 1.0

CAS NO.	COMPOUND	CONCENTRATION UNITS:	
		ug/L or ug/Kg	ug/KG
86-73-7	Fluorene	85	J
85-01-8	Phenanthrene	750	
120-12-7	Anthracene	170	J
206-44-0	Fluoranthene	1600	
129-00-0	Pyrene	1000	
56-55-3	Benzo(a)anthracene	560	
218-01-9	Chrysene	810	
205-99-2	Benzo(b)fluoranthene	760	
207-08-9	Benzo(k)fluoranthene	310	
50-32-8	Benzo(a)pyrene	520	
193-39-5	Indeno(1,2,3-cd)pyrene	330	
53-70-3	Dibenzo(a,h)anthracene	110	J
191-24-2	Benzo(g,h,i)perylene	310	

(1) Cannot be separated from Diphenylamine

**PRELIMINARY**

SOM01.2 (6/2007)

1D - FORM I SV-1  
SEMIVOLATILE ORGANICS ANALYSIS DATA SHEET

EPA SAMPLE NO.

E3NN7

Lab Name: MITKEM LABORATORIES Contract: EP-W-05-030  
 Lab Code: MITKEM Case No.: 38897 Mod. Ref No.: 1760.0 SDG No.: E3NL3  
 Matrix: (SOIL/SED/WATER) SOIL Lab Sample ID: H1628-18A  
 Sample wt/vol: 30.0 (g/mL) G Lab File ID: S3F9515.D  
 Level: (LOW/MED) LOW Extraction: (Type) SONC  
 % Moisture: 40 Decanted: (Y/N) N Date Received: 08/25/2009  
 Concentrated Extract Volume: 500 (uL) Date Extracted: 08/25/2009  
 Injection Volume: 2.0 (uL) GPC Factor: 2.00 Date Analyzed: 08/27/2009  
 GPC Cleanup: (Y/N) Y pH: 7.3 Dilution Factor: 1.0

CAS NO.	COMPOUND	CONCENTRATION UNITS:		Q
		(ug/L or ug/Kg)	UG/KG	
91-20-3	Naphthalene		380	
91-57-6	2-Methylnaphthalene		610	
208-96-8	Acenaphthylene		970	
83-32-9	Acenaphthene		1900	

PRELIMINARY



1E - FORM I SV-2  
SEMIVOLATILE ORGANICS ANALYSIS DATA SHEET

EPA SAMPLE NO.

E3NN7

Lab Name: MITKEM LABORATORIES Contract: EP-W-05-030  
 Lab Code: MITKEM Case No.: 38897 Mod. Ref No.: 1760.0 SDG No.: E3NL3  
 Matrix: (SOIL/SED/WATER) SOIL Lab Sample ID: H1628-18A  
 Sample wt/vol: 30.0 (g/mL) G Lab File ID: S3F9515.D  
 Level: (LOW/MED) LOW Extraction: (Type) SONC  
 % Moisture: 40 Decanted: (Y/N) N Date Received: 08/25/2009  
 Concentrated Extract Volume: 500 (uL) Date Extracted: 08/25/2009  
 Injection Volume: 2.0 (uL) GPC Factor: 2.00 Date Analyzed: 08/27/2009  
 GPC Cleanup: (Y/N) Y pH: 7.3 Dilution Factor: 1.0

CAS NO.	COMPOUND	CONCENTRATION UNITS:		Q
		(ug/L or ug/Kg)	UG/KG	
86-73-7	Fluorene		3400	
85-01-8	Phenanthrene		16000	E
120-12-7	Anthracene		5900	E
206-44-0	Fluoranthene		27000	E
129-00-0	Pyrene		17000	E
56-55-3	Benzo(a)anthracene		14000	E
218-01-9	Chrysene		14000	E
205-99-2	Benzo(b)fluoranthene		12000	E
207-08-9	Benzo(k)fluoranthene		6000	E
50-32-8	Benzo(a)pyrene		9500	E
193-39-5	Indeno(1,2,3-cd)pyrene		280	U
53-70-3	Dibenzo(a,h)anthracene		280	U
191-24-2	Benzo(g,h,i)perylene		280	U

(1) Cannot be separated from Diphenylamine

PRELIMINARY

1D - FORM I SV-1  
 SEMIVOLATILE ORGANICS ANALYSIS DATA SHEET

EPA SAMPLE NO.

E3NN8

Lab Name: MITKEM LABORATORIES Contract: EP-W-05-030  
 Lab Code: MITKEM Case No.: 38897 Mod. Ref No.: 1760.0 SDG No.: E3NL3  
 Matrix: (SOIL/SED/WATER) SOIL Lab Sample ID: H1628-19A  
 Sample wt/vol: 30.0 (g/mL) G Lab File ID: S3F9516.D  
 Level: (LOW/MED) LOW Extraction: (Type) SONC  
 % Moisture: 38 Decanted: (Y/N) N Date Received: 08/25/2009  
 Concentrated Extract Volume: 500 (uL) Date Extracted: 08/25/2009  
 Injection Volume: 2.0 (uL) GPC Factor: 2.00 Date Analyzed: 08/27/2009  
 GPC Cleanup: (Y/N) Y pH: 7.4 Dilution Factor: 1.0

CAS NO.	COMPOUND	CONCENTRATION UNITS:		Q
		(ug/L or ug/Kg)	UG/KG	
91-20-3	Naphthalene		150	J
91-57-6	2-Methylnaphthalene		280	
208-96-8	Acenaphthylene		590	
83-32-9	Acenaphthene		910	

PRELIMINARY

1E - FORM I SV-2  
SEMIVOLATILE ORGANICS ANALYSIS DATA SHEET

EPA SAMPLE NO.

E3NN8

Lab Name: MITKEM LABORATORIES Contract: EP-W-05-030  
 Lab Code: MITKEM Case No.: 38897 Mod. Ref No.: 1760.0 SDG No.: E3NL3  
 Matrix: (SOIL/SED/WATER) SOIL Lab Sample ID: H1628-19A  
 Sample wt/vol: 30.0 (g/mL) G Lab File ID: S3F9516.D  
 Level: (LOW/MED) LOW Extraction: (Type) SONC  
 % Moisture: 38 Decanted: (Y/N) N Date Received: 08/25/2009  
 Concentrated Extract Volume: 500 (uL) Date Extracted: 08/25/2009  
 Injection Volume: 2.0 (uL) GPC Factor: 2.00 Date Analyzed: 08/27/2009  
 GPC Cleanup: (Y/N) Y pH: 7.4 Dilution Factor: 1.0

CAS NO.	COMPOUND	CONCENTRATION UNITS: <u>UG/KG</u> (ug/L or ug/Kg)	Q
86-73-7	Fluorene	1700	
85-01-8	Phenanthrene	11000	E
120-12-7	Anthracene	3100	
206-44-0	Fluoranthene	18000	E
129-00-0	Pyrene	9400	E
56-55-3	Benzo(a)anthracene	7300	E
218-01-9	Chrysene	8900	E
205-99-2	Benzo(b)fluoranthene	8300	E
207-08-9	Benzo(k)fluoranthene	3400	
50-32-8	Benzo(a)pyrene	6200	E
193-39-5	Indeno(1,2,3-cd)pyrene	270	U
53-70-3	Dibenzo(a,h)anthracene	270	U
191-24-2	Benzo(g,h,i)perylene	270	U

(1) Cannot be separated from Diphenylamine

PRELIMINARY

SOM01.2 (6/2007)

1D - FORM I SV-1  
SEMIVOLATILE ORGANICS ANALYSIS DATA SHEET

EPA SAMPLE NO.

E3NP0

Lab Name: MITKEM LABORATORIES Contract: EP-W-05-030  
 Lab Code: MITKEM Case No.: 38897 Mod. Ref No.: 1760.0 SDG No.: E3NL3  
 Matrix: (SOIL/SED/WATER) SOIL Lab Sample ID: H1628-20A  
 Sample wt/vol: 30.1 (g/mL) G Lab File ID: S3F9517.D  
 Level: (LOW/MED) LOW Extraction: (Type) SONC  
 % Moisture: 39 Decanted: (Y/N) N Date Received: 08/25/2009  
 Concentrated Extract Volume: 500 (uL) Date Extracted: 08/25/2009  
 Injection Volume: 2.0 (uL) GPC Factor: 2.00 Date Analyzed: 08/27/2009  
 GPC Cleanup: (Y/N) Y pH: 7.5 Dilution Factor: 1.0

CAS NO.	COMPOUND	CONCENTRATION UNITS:		Q
		(ug/L or ug/Kg)	UG/KG	
91-20-3	Naphthalene		290	
91-57-6	2-Methylnaphthalene		250	J
208-96-8	Acenaphthylene		420	
83-32-9	Acenaphthene		820	

**PRELIMINARY**

1E - FORM I SV-2  
SEMIVOLATILE ORGANICS ANALYSIS DATA SHEET

EPA SAMPLE NO.

E3NP0

Lab Name: MITKEM LABORATORIES Contract: EP-W-05-030  
 Lab Code: MITKEM Case No.: 38897 Mod. Ref No.: 1760.0 SDG No.: E3NL3  
 Matrix: (SOIL/SED/WATER) SOIL Lab Sample ID: H1628-20A  
 Sample wt/vol: 30.1 (g/mL) G Lab File ID: S3F9517.D  
 Level: (LOW/MED) LOW Extraction: (Type) SONC  
 % Moisture: 39 Decanted: (Y/N) N Date Received: 08/25/2009  
 Concentrated Extract Volume: 500 (uL) Date Extracted: 08/25/2009  
 Injection Volume: 2.0 (uL) GPC Factor: 2.00 Date Analyzed: 08/27/2009  
 GPC Cleanup: (Y/N) Y pH: 7.5 Dilution Factor: 1.0

CAS NO.	COMPOUND	CONCENTRATION UNITS: (ug/L or ug/Kg)	UG/KG	Q
86-73-7	Fluorene		1300	
85-01-8	Phenanthrene		8900	E
120-12-7	Anthracene		2100	
206-44-0	Fluoranthene		15000	E
129-00-0	Pyrene		8700	E
56-55-3	Benzo(a)anthracene		6600	E
218-01-9	Chrysene		7600	E
205-99-2	Benzo(b)fluoranthene		8100	E
207-08-9	Benzo(k)fluoranthene		2900	
50-32-8	Benzo(a)pyrene		5500	E
193-39-5	Indeno(1,2,3-cd)pyrene		3800	
53-70-3	Dibenzo(a,h)anthracene		1800	
191-24-2	Benzo(g,h,i)perylene		4200	

(1) Cannot be separated from Diphenylamine

PRELIMINARY

1F - FORM I SV-SIM  
SEMIVOLATILE SIM ORGANICS ANALYSIS DATA SHEET

EPA SAMPLE NO.

E3NL3

Lab Name: MITKEM LABORATORIES Contract: EP-W-05-030  
 Lab Code: MITKEM Case No.: 38897 Mod. Ref No.: \_\_\_\_\_ SDG No.: E3NL3  
 Matrix: (SOIL/SED/WATER) SOIL Lab Sample ID: H1628-01A  
 Sample wt/vol: 30.0 (g/mL) G Lab File ID: S4D5482.D  
 Extraction: (Type) SONC  
 % Moisture: 45 Decanted: (Y/N) N Date Received: 08/22/2009  
 Concentrated Extract Volume: 500 (uL) Date Extracted: 08/22/2009  
 Injection Volume: 2.0 (uL) GPC Factor: 2.00 Date Analyzed: 08/25/2009  
 GPC Cleanup: (Y/N) Y pH: \_\_\_\_\_ Dilution Factor: 1.0

CAS NO.	COMPOUND	CONCENTRATION UNITS:		Q
		(ug/L or ug/Kg)	UG/KG	
91-20-3	Naphthalene		6.0	U
91-57-6	2-Methylnaphthalene		16	
208-96-8	Acenaphthylene		9.9	
83-32-9	Acenaphthene		40	
86-73-7	Fluorene		58	
85-01-8	Phenanthrene		590	E
120-12-7	Anthracene		110	E
206-44-0	Fluoranthene		720	E
129-00-0	Pyrene		540	E
56-55-3	Benzo(a)anthracene		360	E
218-01-9	Chrysene		400	E
205-99-2	Benzo(b)fluoranthene		270	E
207-08-9	Benzo(k)fluoranthene		140	E
50-32-8	Benzo(a)pyrene		200	E
193-39-5	Indeno(1,2,3-cd)pyrene		120	E
53-70-3	Dibenzo(a,h)anthracene		44	
191-24-2	Benzo(g,h,i)perylene		130	E

PRELIMINARY

1F - FORM I SV-SIM  
SEMIVOLATILE SIM ORGANICS ANALYSIS DATA SHEET

EPA SAMPLE NO.

E3NL3MS

Lab Name: MITKEM LABORATORIES Contract: EP-W-05-030  
 Lab Code: MITKEM Case No.: 38897 Mod. Ref No.:                      SDG No.: E3NL3  
 Matrix: (SOIL/SED/WATER) SOIL Lab Sample ID: H1628-01AMS  
 Sample wt/vol: 30.0 (g/mL) G Lab File ID: S4D5490.D  
 Extraction: (Type) SONC  
 % Moisture: 45 Decanted: (Y/N) N Date Received: 08/22/2009  
 Concentrated Extract Volume: 500 (uL) Date Extracted: 08/22/2009  
 Injection Volume: 2.0 (uL) GPC Factor: 2.00 Date Analyzed: 08/25/2009  
 GPC Cleanup: (Y/N) Y pH:                      Dilution Factor: 1.0

CAS NO.	COMPOUND	CONCENTRATION UNITS:		Q
		(ug/L or ug/Kg)	UG/KG	
91-20-3	Naphthalene		7.3	
91-57-6	2-Methylnaphthalene		21	
208-96-8	Acenaphthylene		17	
83-32-9	Acenaphthene		67	E
86-73-7	Fluorene		89	E
85-01-8	Phenanthrene		670	E
120-12-7	Anthracene		120	E
206-44-0	Fluoranthene		810	E
129-00-0	Pyrene		620	E
56-55-3	Benzo(a)anthracene		390	E
218-01-9	Chrysene		410	E
205-99-2	Benzo(b)fluoranthene		430	E
207-08-9	Benzo(k)fluoranthene		200	E
50-32-8	Benzo(a)pyrene		320	E
193-39-5	Indeno(1,2,3-cd)pyrene		150	E
53-70-3	Dibenzo(a,h)anthracene		58	
191-24-2	Benzo(g,h,i)perylene		170	E

PRELIMINARY

1F - FORM I SV-SIM  
SEMIVOLATILE SIM ORGANICS ANALYSIS DATA SHEET

EPA SAMPLE NO.

E3NL3MSD

Lab Name: MITKEM LABORATORIES Contract: EP-W-05-030  
 Lab Code: MITKEM Case No.: 38897 Mod. Ref No.:                      SDG No.: E3NL3  
 Matrix: (SOIL/SED/WATER) SOIL Lab Sample ID: H1628-01AMSD  
 Sample wt/vol: 30.1 (g/mL) G Lab File ID: S4D5491.D  
 Extraction: (Type) SONC  
 % Moisture: 45 Decanted: (Y/N) N Date Received: 08/22/2009  
 Concentrated Extract Volume: 500 (uL) Date Extracted: 08/22/2009  
 Injection Volume: 2.0 (uL) GPC Factor: 2.00 Date Analyzed: 08/25/2009  
 GPC Cleanup: (Y/N) Y pH:                      Dilution Factor: 1.0

CAS NO.	COMPOUND	CONCENTRATION UNITS:		Q
		(ug/L or ug/Kg)	UG/KG	
91-20-3	Naphthalene		8.9	
91-57-6	2-Methylnaphthalene		24	
208-96-8	Acenaphthylene		19	
83-32-9	Acenaphthene		77	E
86-73-7	Fluorene		110	E
85-01-8	Phenanthrene		780	E
120-12-7	Anthracene		150	E
206-44-0	Fluoranthene		880	E
129-00-0	Pyrene		700	E
56-55-3	Benzo(a)anthracene		450	E
218-01-9	Chrysene		520	E
205-99-2	Benzo(b)fluoranthene		300	E
207-08-9	Benzo(k)fluoranthene		390	E
50-32-8	Benzo(a)pyrene		360	E
193-39-5	Indeno(1,2,3-cd)pyrene		190	E
53-70-3	Dibenzo(a,h)anthracene		73	E
191-24-2	Benzo(g,h,i)perylene		190	E

PRELIMINARY



1F - FORM I SV-SIM  
SEMIVOLATILE SIM ORGANICS ANALYSIS DATA SHEET

EPA SAMPLE NO.

E3NL4

Lab Name: MITKEM LABORATORIES Contract: EP-W-05-030  
 Lab Code: MITKEM Case No.: 38897 Mod. Ref No.: \_\_\_\_\_ SDG No.: E3NL3  
 Matrix: (SOIL/SED/WATER) SOIL Lab Sample ID: H1628-02A  
 Sample wt/vol: 30.0 (g/mL) G Lab File ID: S4D5483.D  
 Extraction: (Type) SONC  
 % Moisture: 41 Decanted: (Y/N) N Date Received: 08/22/2009  
 Concentrated Extract Volume: 500 (uL) Date Extracted: 08/22/2009  
 Injection Volume: 2.0 (uL) GPC Factor: 2.00 Date Analyzed: 08/25/2009  
 GPC Cleanup: (Y/N) Y pH: 7.3 Dilution Factor: 1.0

CAS NO.	COMPOUND	CONCENTRATION UNITS:	
		(ug/L or ug/Kg)	UG/KG
91-20-3	Naphthalene	58	E
91-57-6	2-Methylnaphthalene	170	E
208-96-8	Acenaphthylene	32	
83-32-9	Acenaphthene	180	E
86-73-7	Fluorene	250	E
85-01-8	Phenanthrene	1500	E
120-12-7	Anthracene	290	E
206-44-0	Fluoranthene	1500	E
129-00-0	Pyrene	1100	E
56-55-3	Benzo (a) anthracene	810	E
218-01-9	Chrysene	750	E
205-99-2	Benzo (b) fluoranthene	450	E
207-08-9	Benzo (k) fluoranthene	510	E
50-32-8	Benzo (a) pyrene	510	E
193-39-5	Indeno (1,2,3-cd) pyrene	290	E
53-70-3	Dibenzo (a,h) anthracene	170	E
191-24-2	Benzo (g,h,i) perylene	290	E

PRELIMINARY

1F - FORM I SV-SIM  
SEMIVOLATILE SIM ORGANICS ANALYSIS DATA SHEET

EPA SAMPLE NO.

E3NL5

Lab Name: MITKEM LABORATORIES Contract: EP-W-05-030  
 Lab Code: MITKEM Case No.: 38897 Mod. Ref No.: \_\_\_\_\_ SDG No.: E3NL3  
 Matrix: (SOIL/SED/WATER) SOIL Lab Sample ID: H1628-03A  
 Sample wt/vol: 30.5 (g/mL) G Lab File ID: S4D5484.D  
 Extraction: (Type) SONC  
 % Moisture: 40 Decanted: (Y/N) N Date Received: 08/22/2009  
 Concentrated Extract Volume: 500 (uL) Date Extracted: 08/22/2009  
 Injection Volume: 2.0 (uL) GPC Factor: 2.00 Date Analyzed: 08/25/2009  
 GPC Cleanup: (Y/N) Y pH: 7.6 Dilution Factor: 1.0

CAS NO.	COMPOUND	CONCENTRATION UNITS:		Q
		(ug/L or ug/Kg)	UG/KG	
91-20-3	Naphthalene		25	
91-57-6	2-Methylnaphthalene		81	E
208-96-8	Acenaphthylene		29	
83-32-9	Acenaphthene		160	E
86-73-7	Fluorene		320	E
85-01-8	Phenanthrene		2000	E
120-12-7	Anthracene		380	E
206-44-0	Fluoranthene		1700	E
129-00-0	Pyrene		1500	E
56-55-3	Benzo(a)anthracene		940	E
218-01-9	Chrysene		1000	E
205-99-2	Benzo(b)fluoranthene		710	E
207-08-9	Benzo(k)fluoranthene		260	E
50-32-8	Benzo(a)pyrene		490	E
193-39-5	Indeno(1,2,3-cd)pyrene		290	E
53-70-3	Dibenzo(a,h)anthracene		160	E
191-24-2	Benzo(g,h,i)perylene		270	E

PRELIMINARY

SOM01.2 (6/2007)

1F - FORM I SV-SIM  
SEMIVOLATILE SIM ORGANICS ANALYSIS DATA SHEET

EPA SAMPLE NO.

E3NL6

Lab Name: MITKEM LABORATORIES Contract: EP-W-05-030  
 Lab Code: MITKEM Case No.: 38897 Mod. Ref No.: \_\_\_\_\_ SDG No.: E3NL3  
 Matrix: (SOIL/SED/WATER) SOIL Lab Sample ID: H1628-04A  
 Sample wt/vol: 30.0 (g/mL) G Lab File ID: S4D5485.D  
 Extraction: (Type) SONC  
 % Moisture: 37 Decanted: (Y/N) N Date Received: 08/22/2009  
 Concentrated Extract Volume: 500 (uL) Date Extracted: 08/22/2009  
 Injection Volume: 2.0 (uL) GPC Factor: 2.00 Date Analyzed: 08/25/2009  
 GPC Cleanup: (Y/N) Y pH: 7.8 Dilution Factor: 1.0

CAS NO.	COMPOUND	CONCENTRATION UNITS:		Q
		(ug/L or ug/Kg)	UG/KG	
91-20-3	Naphthalene		37	
91-57-6	2-Methylnaphthalene		24	
208-96-8	Acenaphthylene		19	
83-32-9	Acenaphthene		48	
86-73-7	Fluorene		69	E
85-01-8	Phenanthrene		800	E
120-12-7	Anthracene		140	E
206-44-0	Fluoranthene		1100	E
129-00-0	Pyrene		830	E
56-55-3	Benzo(a)anthracene		610	E
218-01-9	Chrysene		580	E
205-99-2	Benzo(b)fluoranthene		530	E
207-08-9	Benzo(k)fluoranthene		220	E
50-32-8	Benzo(a)pyrene		370	E
193-39-5	Indeno(1,2,3-cd)pyrene		210	E
53-70-3	Dibenzo(a,h)anthracene		110	E
191-24-2	Benzo(g,h,i)perylene		220	E

PRELIMINARY

SOM01.2 (6/2007)

1F - FORM I SV-SIM  
SEMIVOLATILE SIM ORGANICS ANALYSIS DATA SHEET

EPA SAMPLE NO.

E3NL7

Lab Name: MITKEM LABORATORIES Contract: EP-W-05-030  
 Lab Code: MITKEM Case No.: 38897 Mod. Ref No.:                      SDG No.: E3NL3  
 Matrix: (SOIL/SED/WATER) SOIL Lab Sample ID: H1628-05A  
 Sample wt/vol: 30.0 (g/mL) G Lab File ID: S4D5486.D  
 Extraction: (Type) SONC  
 % Moisture: 37 Decanted: (Y/N) N Date Received: 08/22/2009  
 Concentrated Extract Volume: 500 (uL) Date Extracted: 08/22/2009  
 Injection Volume: 2.0 (uL) GPC Factor: 2.00 Date Analyzed: 08/25/2009  
 GPC Cleanup: (Y/N) Y pH: 7.8 Dilution Factor: 1.0

CAS NO.	COMPOUND	CONCENTRATION UNITS:	
		ug/L or ug/Kg	UG/KG
91-20-3	Naphthalene	130	E
91-57-6	2-Methylnaphthalene	120	E
208-96-8	Acenaphthylene	37	
83-32-9	Acenaphthene	210	E
86-73-7	Fluorene	210	E
85-01-8	Phenanthrene	1600	E
120-12-7	Anthracene	340	E
206-44-0	Fluoranthene	1800	E
129-00-0	Pyrene	1400	E
56-55-3	Benzo(a)anthracene	1100	E
218-01-9	Chrysene	930	E
205-99-2	Benzo(b)fluoranthene	790	E
207-08-9	Benzo(k)fluoranthene	500	E
50-32-8	Benzo(a)pyrene	720	E
193-39-5	Indeno(1,2,3-cd)pyrene	370	E
53-70-3	Dibenzo(a,h)anthracene	210	E
191-24-2	Benzo(g,h,i)perylene	350	E

PRELIMINARY

SOM01.2 (6/2007)

1F - FORM I SV-SIM  
SEMIVOLATILE SIM ORGANICS ANALYSIS DATA SHEET

EPA SAMPLE NO.

E3NL8

Lab Name: MITKEM LABORATORIES Contract: EP-W-05-030  
 Lab Code: MITKEM Case No.: 38897 Mod. Ref No.: \_\_\_\_\_ SDG No.: E3NL3  
 Matrix: (SOIL/SED/WATER) SOIL Lab Sample ID: H1628-06A  
 Sample wt/vol: 30.4 (g/mL) G Lab File ID: S4D5487.D  
 Extraction: (Type) SONC  
 % Moisture: 36 Decanted: (Y/N) N Date Received: 08/22/2009  
 Concentrated Extract Volume: 500 (uL) Date Extracted: 08/22/2009  
 Injection Volume: 2.0 (uL) GPC Factor: 2.00 Date Analyzed: 08/25/2009  
 GPC Cleanup: (Y/N) Y pH: 7.8 Dilution Factor: 1.0

CAS NO.	COMPOUND	CONCENTRATION UNITS:		Q
		(ug/L or ug/Kg)	UG/KG	
91-20-3	Naphthalene		40	
91-57-6	2-Methylnaphthalene		35	
208-96-8	Acenaphthylene		28	
83-32-9	Acenaphthene		76	E
86-73-7	Fluorene		95	E
85-01-8	Phenanthrene		930	E
120-12-7	Anthracene		170	E
206-44-0	Fluoranthene		1200	E
129-00-0	Pyrene		1000	E
56-55-3	Benzo (a) anthracene		780	E
218-01-9	Chrysene		810	E
205-99-2	Benzo (b) fluoranthene		640	E
207-08-9	Benzo (k) fluoranthene		210	E
50-32-8	Benzo (a) pyrene		440	E
193-39-5	Indeno (1,2,3-cd) pyrene		230	E
53-70-3	Dibenzo (a,h) anthracene		130	E
191-24-2	Benzo (g,h,i) perylene		220	E

PRELIMINARY

1F - FORM I SV-SIM  
SEMIVOLATILE SIM ORGANICS ANALYSIS DATA SHEET

EPA SAMPLE NO.

E3NL9

Lab Name: MITKEM LABORATORIES Contract: EP-W-05-030  
 Lab Code: MITKEM Case No.: 38897 Mod. Ref No.:                      SDG No.: E3NL3  
 Matrix: (SOIL/SED/WATER) SOIL Lab Sample ID: H1628-07A  
 Sample wt/vol: 30.2 (g/mL) G Lab File ID: S4D5488.D  
 Extraction: (Type) SONC  
 % Moisture: 35 Decanted: (Y/N) N Date Received: 08/22/2009  
 Concentrated Extract Volume: 500 (uL) Date Extracted: 08/22/2009  
 Injection Volume: 2.0 (uL) GPC Factor: 2.00 Date Analyzed: 08/25/2009  
 GPC Cleanup: (Y/N) Y pH: 7.8 Dilution Factor: 1.0

CAS NO.	COMPOUND	CONCENTRATION UNITS:	
		ug/L or ug/Kg	UG/KG
91-20-3	Naphthalene	15	Q
91-57-6	2-Methylnaphthalene	13	
208-96-8	Acenaphthylene	7.9	
83-32-9	Acenaphthene	25	
86-73-7	Fluorene	27	
85-01-8	Phenanthrene	290	E
120-12-7	Anthracene	44	
206-44-0	Fluoranthene	400	E
129-00-0	Pyrene	320	E
56-55-3	Benzo (a) anthracene	200	E
218-01-9	Chrysene	200	E
205-99-2	Benzo (b) fluoranthene	160	E
207-08-9	Benzo (k) fluoranthene	68	E
50-32-8	Benzo (a) pyrene	120	E
193-39-5	Indeno (1, 2, 3-cd) pyrene	57	E
53-70-3	Dibenzo (a, h) anthracene	21	
191-24-2	Benzo (g, h, i) perylene	67	E

PRELIMINARY

1F - FORM I SV-SIM  
SEMIVOLATILE SIM ORGANICS ANALYSIS DATA SHEET

EPA SAMPLE NO.

E3NMO

Lab Name: MITKEM LABORATORIES Contract: EP-W-05-030  
 Lab Code: MITKEM Case No.: 38897 Mod. Ref No.:                      SDG No.: E3NL3  
 Matrix: (SOIL/SED/WATER) SOIL Lab Sample ID: H1628-08A  
 Sample wt/vol: 30.0 (g/mL) G Lab File ID: S4D5489.D  
 Extraction: (Type) SONC  
 % Moisture: 44 Decanted: (Y/N) N Date Received: 08/22/2009  
 Concentrated Extract Volume: 500 (uL) Date Extracted: 08/22/2009  
 Injection Volume: 2.0 (uL) GPC Factor: 2.00 Date Analyzed: 08/25/2009  
 GPC Cleanup: (Y/N) Y pH: 7.0 Dilution Factor: 1.0

CAS NO.	COMPOUND	CONCENTRATION UNITS:		Q
		(ug/L or ug/Kg)	UG/KG	
91-20-3	Naphthalene		6.7	
91-57-6	2-Methylnaphthalene		8.6	
208-96-8	Acenaphthylene		8.0	
83-32-9	Acenaphthene		17	
86-73-7	Fluorene		27	
85-01-8	Phenanthrene		350	E
120-12-7	Anthracene		49	
206-44-0	Fluoranthene		480	E
129-00-0	Pyrene		370	E
56-55-3	Benzo(a)anthracene		220	E
218-01-9	Chrysene		250	E
205-99-2	Benzo(b)fluoranthene		180	E
207-08-9	Benzo(k)fluoranthene		68	E
50-32-8	Benzo(a)pyrene		120	E
193-39-5	Indeno(1,2,3-cd)pyrene		65	E
53-70-3	Dibenzo(a,h)anthracene		24	
191-24-2	Benzo(g,h,i)perylene		71	E

PRELIMINARY

SOM01.2 (6/2007)

1F - FORM I SV-SIM  
SEMIVOLATILE SIM ORGANICS ANALYSIS DATA SHEET

EPA SAMPLE NO.

E3NM1

Lab Name: MITKEM LABORATORIES Contract: EP-W-05-030  
 Lab Code: MITKEM Case No.: 38897 Mod. Ref No.:                      SDG No.: E3NL3  
 Matrix: (SOIL/SED/WATER) SOIL Lab Sample ID: H1628-09A  
 Sample wt/vol: 30.1 (g/mL) G Lab File ID: S4D5492.D  
 Extraction: (Type) SONC  
 % Moisture: 38 Decanted: (Y/N) N Date Received: 08/22/2009  
 Concentrated Extract Volume: 500 (uL) Date Extracted: 08/22/2009  
 Injection Volume: 2.0 (uL) GPC Factor: 2.00 Date Analyzed: 08/25/2009  
 GPC Cleanup: (Y/N) Y pH: 7.2 Dilution Factor: 1.0

CAS NO.	COMPOUND	CONCENTRATION UNITS:		Q
		(ug/L or ug/Kg)	UG/KG	
91-20-3	Naphthalene		16	
91-57-6	2-Methylnaphthalene		32	
208-96-8	Acenaphthylene		32	
83-32-9	Acenaphthene		62	E
86-73-7	Fluorene		99	E
85-01-8	Phenanthrene		970	E
120-12-7	Anthracene		170	E
206-44-0	Fluoranthene		1300	E
129-00-0	Pyrene		870	E
56-55-3	Benzo(a)anthracene		650	E
218-01-9	Chrysene		690	E
205-99-2	Benzo(b)fluoranthene		530	E
207-08-9	Benzo(k)fluoranthene		320	E
50-32-8	Benzo(a)pyrene		400	E
193-39-5	Indeno(1,2,3-cd)pyrene		220	E
53-70-3	Dibenzo(a,h)anthracene		120	E
191-24-2	Benzo(g,h,i)perylene		190	E

PRELIMINARY

SOM01.2 (6/2007)



1F - FORM I SV-SIM  
SEMIVOLATILE SIM ORGANICS ANALYSIS DATA SHEET

EPA SAMPLE NO.

E3NM2

Lab Name: MITKEM LABORATORIES Contract: EP-W-05-030  
 Lab Code: MITKEM Case No.: 38897 Mod. Ref No.: \_\_\_\_\_ SDG No.: E3NL3  
 Matrix: (SOIL/SED/WATER) SOIL Lab Sample ID: H1628-10A  
 Sample wt/vol: 30.0 (g/mL) G Lab File ID: S4D5493.D  
 Extraction: (Type) SONC  
 % Moisture: 40 Decanted: (Y/N) N Date Received: 08/22/2009  
 Concentrated Extract Volume: 500 (uL) Date Extracted: 08/22/2009  
 Injection Volume: 2.0 (uL) GPC Factor: 2.00 Date Analyzed: 08/25/2009  
 GPC Cleanup: (Y/N) Y pH: 7.5 Dilution Factor: 1.0

CAS NO.	COMPOUND	CONCENTRATION UNITS:		Q
		(ug/L or ug/Kg)	UG/KG	
91-20-3	Naphthalene		34	
91-57-6	2-Methylnaphthalene		130	E
208-96-8	Acenaphthylene		26	
83-32-9	Acenaphthene		68	E
86-73-7	Fluorene		94	E
85-01-8	Phenanthrene		850	E
120-12-7	Anthracene		140	E
206-44-0	Fluoranthene		1100	E
129-00-0	Pyrene		840	E
56-55-3	Benzo(a)anthracene		640	E
218-01-9	Chrysene		630	E
205-99-2	Benzo(b)fluoranthene		630	E
207-08-9	Benzo(k)fluoranthene		190	E
50-32-8	Benzo(a)pyrene		370	E
193-39-5	Indeno(1,2,3-cd)pyrene		210	E
53-70-3	Dibenzo(a,h)anthracene		110	E
191-24-2	Benzo(g,h,i)perylene		210	E

PRELIMINARY

1F - FORM I SV-SIM  
SEMIVOLATILE SIM ORGANICS ANALYSIS DATA SHEET

EPA SAMPLE NO.

E3NM3

Lab Name: MITKEM LABORATORIES Contract: EP-W-05-030  
 Lab Code: MITKEM Case No.: 38897 Mod. Ref No.: \_\_\_\_\_ SDG No.: E3NL3  
 Matrix: (SOIL/SED/WATER) SOIL Lab Sample ID: H1628-11A  
 Sample wt/vol: 30.3 (g/mL) G Lab File ID: S4D5494.D  
 Extraction: (Type) SONC  
 % Moisture: 36 Decanted: (Y/N) N Date Received: 08/22/2009  
 Concentrated Extract Volume: 500 (uL) Date Extracted: 08/22/2009  
 Injection Volume: 2.0 (uL) GPC Factor: 2.00 Date Analyzed: 08/25/2009  
 GPC Cleanup: (Y/N) Y pH: 7.5 Dilution Factor: 1.0

CAS NO.	COMPOUND	CONCENTRATION UNITS:		Q
		(ug/L or ug/Kg)	UG/KG	
91-20-3	Naphthalene		130	E
91-57-6	2-Methylnaphthalene		73	E
208-96-8	Acenaphthylene		40	
83-32-9	Acenaphthene		120	E
86-73-7	Fluorene		150	E
85-01-8	Phenanthrene		1400	E
120-12-7	Anthracene		270	E
206-44-0	Fluoranthene		1800	E
129-00-0	Pyrene		1600	E
56-55-3	Benzo (a) anthracene		1400	E
218-01-9	Chrysene		1100	E
205-99-2	Benzo (b) fluoranthene		930	E
207-08-9	Benzo (k) fluoranthene		520	E
50-32-8	Benzo (a) pyrene		750	E
193-39-5	Indeno (1, 2, 3-cd) pyrene		410	E
53-70-3	Dibenzo (a, h) anthracene		240	E
191-24-2	Benzo (g, h, i) perylene		390	E

PRELIMINARY

1F - FORM I SV-SIM  
SEMIVOLATILE SIM ORGANICS ANALYSIS DATA SHEET

EPA SAMPLE NO.

E3NM4

Lab Name: MITKEM LABORATORIES Contract: EP-W-05-030  
 Lab Code: MITKEM Case No.: 38897 Mod. Ref No.: \_\_\_\_\_ SDG No.: E3NL3  
 Matrix: (SOIL/SED/WATER) SOIL Lab Sample ID: H1628-12A  
 Sample wt/vol: 30.0 (g/mL) G Lab File ID: S4D5495.D  
 Extraction: (Type) SONC  
 % Moisture: 37 Decanted: (Y/N) N Date Received: 08/22/2009  
 Concentrated Extract Volume: 500 (uL) Date Extracted: 08/22/2009  
 Injection Volume: 2.0 (uL) GPC Factor: 2.00 Date Analyzed: 08/25/2009  
 GPC Cleanup: (Y/N) Y pH: 7.6 Dilution Factor: 1.0

CAS NO.	COMPOUND	CONCENTRATION UNITS:	
		(ug/L or ug/Kg)	UG/KG
91-20-3	Naphthalene	140	E
91-57-6	2-Methylnaphthalene	70	E
208-96-8	Acenaphthylene	37	
83-32-9	Acenaphthene	110	E
86-73-7	Fluorene	130	E
85-01-8	Phenanthrene	1300	E
120-12-7	Anthracene	230	E
206-44-0	Fluoranthene	1800	E
129-00-0	Pyrene	1400	E
56-55-3	Benzo(a)anthracene	1100	E
218-01-9	Chrysene	1000	E
205-99-2	Benzo(b)fluoranthene	900	E
207-08-9	Benzo(k)fluoranthene	380	E
50-32-8	Benzo(a)pyrene	650	E
193-39-5	Indeno(1,2,3-cd)pyrene	370	E
53-70-3	Dibenzo(a,h)anthracene	210	E
191-24-2	Benzo(g,h,i)perylene	350	E

PRELIMINARY

1F - FORM I SV-SIM  
SEMIVOLATILE SIM ORGANICS ANALYSIS DATA SHEET

EPA SAMPLE NO.

E3NM5

Lab Name: MITKEM LABORATORIES Contract: EP-W-05-030  
 Lab Code: MITKEM Case No.: 38897 Mod. Ref No.: \_\_\_\_\_ SDG No.: E3NL3  
 Matrix: (SOIL/SED/WATER) SOIL Lab Sample ID: H1628-13A  
 Sample wt/vol: 30.0 (g/mL) G Lab File ID: S4D5496.D  
 Extraction: (Type) SONC  
 % Moisture: 36 Decanted: (Y/N) N Date Received: 08/22/2009  
 Concentrated Extract Volume: 500 (uL) Date Extracted: 08/22/2009  
 Injection Volume: 2.0 (uL) GPC Factor: 2.00 Date Analyzed: 08/25/2009  
 GPC Cleanup: (Y/N) Y pH: 7.8 Dilution Factor: 1.0

CAS NO.	COMPOUND	CONCENTRATION UNITS:	
		(ug/L or ug/Kg)	UG/KG
91-20-3	Naphthalene	190	E
91-57-6	2-Methylnaphthalene	150	E
208-96-8	Acenaphthylene	53	E
83-32-9	Acenaphthene	170	E
86-73-7	Fluorene	200	E
85-01-8	Phenanthrene	1500	E
120-12-7	Anthracene	310	E
206-44-0	Fluoranthene	1900	E
129-00-0	Pyrene	1800	E
56-55-3	Benzo(a)anthracene	1500	E
218-01-9	Chrysene	1100	E
205-99-2	Benzo(b)fluoranthene	710	E
207-08-9	Benzo(k)fluoranthene	490	E
50-32-8	Benzo(a)pyrene	650	E
193-39-5	Indeno(1,2,3-cd)pyrene	320	E
53-70-3	Dibenzo(a,h)anthracene	180	E
191-24-2	Benzo(g,h,i)perylene	320	E

**PRELIMINARY**

1F - FORM I SV-SIM  
SEMIVOLATILE SIM ORGANICS ANALYSIS DATA SHEET

EPA SAMPLE NO.

E3NM6

Lab Name: MITKEM LABORATORIES Contract: EP-W-05-030  
 Lab Code: MITKEM Case No.: 38897 Mod. Ref No.: \_\_\_\_\_ SDG No.: E3NL3  
 Matrix: (SOIL/SED/WATER) SOIL Lab Sample ID: H1628-14A  
 Sample wt/vol: 30.2 (g/mL) G Lab File ID: S4D5497.D  
 Extraction: (Type) SONC  
 % Moisture: 19 Decanted: (Y/N) N Date Received: 08/22/2009  
 Concentrated Extract Volume: 500 (uL) Date Extracted: 08/22/2009  
 Injection Volume: 2.0 (uL) GPC Factor: 2.00 Date Analyzed: 08/25/2009  
 GPC Cleanup: (Y/N) Y pH: 7.9 Dilution Factor: 1.0

CAS NO.	COMPOUND	CONCENTRATION UNITS:		Q
		(ug/L or ug/Kg)	UG/KG	
91-20-3	Naphthalene		4.0	U
91-57-6	2-Methylnaphthalene		4.0	U
208-96-8	Acenaphthylene		4.0	U
83-32-9	Acenaphthene		4.0	U
86-73-7	Fluorene		6.7	
85-01-8	Phenanthrene		73	E
120-12-7	Anthracene		9.8	
206-44-0	Fluoranthene		110	E
129-00-0	Pyrene		78	E
56-55-3	Benzo(a)anthracene		43	E
218-01-9	Chrysene		56	E
205-99-2	Benzo(b)fluoranthene		33	
207-08-9	Benzo(k)fluoranthene		15	
50-32-8	Benzo(a)pyrene		22	
193-39-5	Indeno(1,2,3-cd)pyrene		12	
53-70-3	Dibenzo(a,h)anthracene		5.3	
191-24-2	Benzo(g,h,i)perylene		12	

**PRELIMINARY**

1F - FORM I SV-SIM  
SEMIVOLATILE SIM ORGANICS ANALYSIS DATA SHEET

EPA SAMPLE NO.

E3NN3

Lab Name: MITKEM LABORATORIES Contract: EP-W-05-030  
 Lab Code: MITKEM Case No.: 38897 Mod. Ref No.: \_\_\_\_\_ SDG No.: E3NL3  
 Matrix: (SOIL/SED/WATER) SOIL Lab Sample ID: H1628-15A  
 Sample wt/vol: 30.1 (g/mL) G Lab File ID: S4D5498.D  
 Extraction: (Type) SONC  
 % Moisture: 37 Decanted: (Y/N) N Date Received: 08/22/2009  
 Concentrated Extract Volume: 500 (uL) Date Extracted: 08/22/2009  
 Injection Volume: 2.0 (uL) GPC Factor: 2.00 Date Analyzed: 08/25/2009  
 GPC Cleanup: (Y/N) Y pH: 7.3 Dilution Factor: 1.0

CAS NO.	COMPOUND	CONCENTRATION UNITS:		Q
		(ug/L or ug/Kg)	UG/KG	
91-20-3	Naphthalene		7.3	
91-57-6	2-Methylnaphthalene		14	
208-96-8	Acenaphthylene		14	
83-32-9	Acenaphthene		33	
86-73-7	Fluorene		44	
85-01-8	Phenanthrene		490	E
120-12-7	Anthracene		80	E
206-44-0	Fluoranthene		710	E
129-00-0	Pyrene		550	E
56-55-3	Benzo(a)anthracene		380	E
218-01-9	Chrysene		350	E
205-99-2	Benzo(b)fluoranthene		330	E
207-08-9	Benzo(k)fluoranthene		110	E
50-32-8	Benzo(a)pyrene		210	E
193-39-5	Indeno(1,2,3-cd)pyrene		110	E
53-70-3	Dibenzo(a,h)anthracene		41	
191-24-2	Benzo(g,h,i)perylene		110	E

**PRELIMINARY**

1F - FORM I SV-SIM  
SEMIVOLATILE SIM ORGANICS ANALYSIS DATA SHEET

EPA SAMPLE NO.

E3NN4

Lab Name: MITKEM LABORATORIES Contract: EP-W-05-030  
 Lab Code: MITKEM Case No.: 38897 Mod. Ref No.: \_\_\_\_\_ SDG No.: E3NL3  
 Matrix: (SOIL/SED/WATER) SOIL Lab Sample ID: H1628-16A  
 Sample wt/vol: 30.0 (g/mL) G Lab File ID: S4D5499.D  
 Extraction: (Type) SONC  
 % Moisture: 38 Decanted: (Y/N) N Date Received: 08/22/2009  
 Concentrated Extract Volume: 500 (uL) Date Extracted: 08/22/2009  
 Injection Volume: 2.0 (uL) GPC Factor: 2.00 Date Analyzed: 08/25/2009  
 GPC Cleanup: (Y/N) Y pH: 7.5 Dilution Factor: 1.0

CAS NO.	COMPOUND	CONCENTRATION UNITS:		Q
		(ug/L or ug/Kg)	UG/KG	
91-20-3	Naphthalene		13	
91-57-6	2-Methylnaphthalene		31	
208-96-8	Acenaphthylene		34	
83-32-9	Acenaphthene		75	E
86-73-7	Fluorene		110	E
85-01-8	Phenanthrene		1000	E
120-12-7	Anthracene		180	E
206-44-0	Fluoranthene		1200	E
129-00-0	Pyrene		870	E
56-55-3	Benzo (a) anthracene		640	E
218-01-9	Chrysene		610	E
205-99-2	Benzo (b) fluoranthene		520	E
207-08-9	Benzo (k) fluoranthene		250	E
50-32-8	Benzo (a) pyrene		380	E
193-39-5	Indeno (1, 2, 3-cd) pyrene		190	E
53-70-3	Dibenzo (a, h) anthracene		110	E
191-24-2	Benzo (g, h, i) perylene		180	E

PRELIMINARY

1F - FORM I SV-SIM  
SEMIVOLATILE SIM ORGANICS ANALYSIS DATA SHEET

EPA SAMPLE NO.

E3NN5

Lab Name: MITKEM LABORATORIES Contract: EP-W-05-030  
 Lab Code: MITKEM Case No.: 38897 Mod. Ref No.: \_\_\_\_\_ SDG No.: E3NL3  
 Matrix: (SOIL/SED/WATER) SOIL Lab Sample ID: H1628-17A  
 Sample wt/vol: 30.1 (g/mL) G Lab File ID: S4D5500.D  
 Extraction: (Type) SONC  
 % Moisture: 41 Decanted: (Y/N) N Date Received: 08/22/2009  
 Concentrated Extract Volume: 500 (uL) Date Extracted: 08/22/2009  
 Injection Volume: 2.0 (uL) GPC Factor: 2.00 Date Analyzed: 08/25/2009  
 GPC Cleanup: (Y/N) Y pH: 7.0 Dilution Factor: 1.0

CAS NO.	COMPOUND	CONCENTRATION UNITS:		Q
		(ug/L or ug/Kg)	UG/KG	
91-20-3	Naphthalene		17	
91-57-6	2-Methylnaphthalene		14	
208-96-8	Acenaphthylene		17	
83-32-9	Acenaphthene		31	
86-73-7	Fluorene		47	
85-01-8	Phenanthrene		580	E
120-12-7	Anthracene		90	E
206-44-0	Fluoranthene		820	E
129-00-0	Pyrene		590	E
56-55-3	Benzo(a)anthracene		440	E
218-01-9	Chrysene		420	E
205-99-2	Benzo(b)fluoranthene		380	E
207-08-9	Benzo(k)fluoranthene		150	E
50-32-8	Benzo(a)pyrene		250	E
193-39-5	Indeno(1,2,3-cd)pyrene		130	E
53-70-3	Dibenzo(a,h)anthracene		66	E
191-24-2	Benzo(g,h,i)perylene		120	E

PRELIMINARY



1F - FORM I SV-SIM  
SEMIVOLATILE SIM ORGANICS ANALYSIS DATA SHEET

EPA SAMPLE NO.

E3NN7

Lab Name: MITKEM LABORATORIES Contract: EP-W-05-030  
 Lab Code: MITKEM Case No.: 38897 Mod. Ref No.: \_\_\_\_\_ SDG No.: E3NL3  
 Matrix: (SOIL/SED/WATER) SOIL Lab Sample ID: H1628-18A  
 Sample wt/vol: 30.0 (g/mL) G Lab File ID: S4D5532.D  
 Extraction: (Type) SONC  
 % Moisture: 40 Decanted: (Y/N) N Date Received: 08/25/2009  
 Concentrated Extract Volume: 500 (uL) Date Extracted: 08/25/2009  
 Injection Volume: 2.0 (uL) GPC Factor: 2.00 Date Analyzed: 08/27/2009  
 GPC Cleanup: (Y/N) Y pH: 7.3 Dilution Factor: 8.0

CAS NO.	COMPOUND	CONCENTRATION UNITS:		Q
		(ug/L or ug/Kg)	UG/KG	
91-20-3	Naphthalene		370	
91-57-6	2-Methylnaphthalene		590	E
208-96-8	Acenaphthylene		430	
83-32-9	Acenaphthene		1400	E
86-73-7	Fluorene		2100	E
85-01-8	Phenanthrene		17000	E
120-12-7	Anthracene		3400	E
206-44-0	Fluoranthene		23000	E
129-00-0	Pyrene		17000	E
56-55-3	Benzo(a)anthracene		11000	E
218-01-9	Chrysene		11000	E
205-99-2	Benzo(b)fluoranthene		11000	E
207-08-9	Benzo(k)fluoranthene		5200	E
50-32-8	Benzo(a)pyrene		5900	E
193-39-5	Indeno(1,2,3-cd)pyrene		3700	E
53-70-3	Dibenzo(a,h)anthracene		1900	E
191-24-2	Benzo(g,h,i)perylene		1800	E

**PRELIMINARY**

1F - FORM I SV-SIM  
SEMIVOLATILE SIM ORGANICS ANALYSIS DATA SHEET

EPA SAMPLE NO.

E3NN8

Lab Name: MITKEM LABORATORIES Contract: EP-W-05-030  
 Lab Code: MITKEM Case No.: 38897 Mod. Ref No.: \_\_\_\_\_ SDG No.: E3NL3  
 Matrix: (SOIL/SED/WATER) SOIL Lab Sample ID: H1628-19A  
 Sample wt/vol: 30.0 (g/mL) G Lab File ID: S4D5533.D  
 Extraction: (Type) SONC  
 % Moisture: 38 Decanted: (Y/N) N Date Received: 08/25/2009  
 Concentrated Extract Volume: 500 (uL) Date Extracted: 08/25/2009  
 Injection Volume: 2.0 (uL) GPC Factor: 2.00 Date Analyzed: 08/27/2009  
 GPC Cleanup: (Y/N) Y pH: 7.4 Dilution Factor: 8.0

CAS NO.	COMPOUND	CONCENTRATION UNITS: (ug/L or ug/Kg)	UG/KG	Q
91-20-3	Naphthalene		210	
91-57-6	2-Methylnaphthalene		360	
208-96-8	Acenaphthylene		370	
83-32-9	Acenaphthene		890	E
86-73-7	Fluorene		1400	E
85-01-8	Phenanthrene		14000	E
120-12-7	Anthracene		2200	E
206-44-0	Fluoranthene		19000	E
129-00-0	Pyrene		15000	E
56-55-3	Benzo(a)anthracene		7800	E
218-01-9	Chrysene		9400	E
205-99-2	Benzo(b)fluoranthene		8400	E
207-08-9	Benzo(k)fluoranthene		4200	E
50-32-8	Benzo(a)pyrene		4800	E
193-39-5	Indeno(1,2,3-cd)pyrene		2700	E
53-70-3	Dibenzo(a,h)anthracene		1300	E
191-24-2	Benzo(g,h,i)perylene		3000	E

PRELIMINARY

1F - FORM I SV-SIM  
SEMIVOLATILE SIM ORGANICS ANALYSIS DATA SHEET

EPA SAMPLE NO.

E3NP0

Lab Name: MITKEM LABORATORIES Contract: EP-W-05-030  
 Lab Code: MITKEM Case No.: 38897 Mod. Ref No.: \_\_\_\_\_ SDG No.: E3NL3  
 Matrix: (SOIL/SED/WATER) SOIL Lab Sample ID: H1628-20A  
 Sample wt/vol: 30.1 (g/mL) G Lab File ID: S4D5534.D  
 Extraction: (Type) SONC  
 % Moisture: 39 Decanted: (Y/N) N Date Received: 08/25/2009  
 Concentrated Extract Volume: 500 (uL) Date Extracted: 08/25/2009  
 Injection Volume: 2.0 (uL) GPC Factor: 2.00 Date Analyzed: 08/27/2009  
 GPC Cleanup: (Y/N) Y pH: 7.5 Dilution Factor: 8.0

CAS NO.	COMPOUND	CONCENTRATION UNITS:		Q
		(ug/L or ug/Kg)	UG/KG	
91-20-3	Naphthalene		270	
91-57-6	2-Methylnaphthalene		230	
208-96-8	Acenaphthylene		200	
83-32-9	Acenaphthene		650	E
86-73-7	Fluorene		870	E
85-01-8	Phenanthrene		8600	E
120-12-7	Anthracene		1100	E
206-44-0	Fluoranthene		13000	E
129-00-0	Pyrene		9300	E
56-55-3	Benzo(a)anthracene		5500	E
218-01-9	Chrysene		5000	E
205-99-2	Benzo(b)fluoranthene		6100	E
207-08-9	Benzo(k)fluoranthene		2500	E
50-32-8	Benzo(a)pyrene		3600	E
193-39-5	Indeno(1,2,3-cd)pyrene		2000	E
53-70-3	Dibenzo(a,h)anthracene		950	E
191-24-2	Benzo(g,h,i)perylene		2300	E

**PRELIMINARY**

SOM01.2 (6/2007)

1H - FORM I ARO  
 AROCLOR ORGANICS ANALYSIS DATA SHEET

EPA SAMPLE NO.

E3NN9

Lab Name: MITKEM LABORATORIES Contract: EP-W-05-030  
 Lab Code: MITKEM Case No.: 38897 Mod. Ref No.: \_\_\_\_\_ SDG No.: E3NN9  
 Matrix: (SOIL/SED/WATER) SOIL Lab Sample ID: H1635-01A  
 Sample wt/vol: 30.0 (g/mL) G Lab File ID: E3G6042F.D/E3G6042R.D  
 % Moisture: 40 Decanted: (Y/N) N Date Received: 08/25/2009  
 Extraction: (Type) SONC Date Extracted: 08/25/2009  
 Concentrated Extract Volume: 10000 (uL) Date Analyzed: 08/26/2009  
 Injection Volume: 1.0 (uL) GPC Factor: 1.00 Dilution Factor: 1.0  
 GPC Cleanup: (Y/N) N pH: 7.4 Sulfur Cleanup: (Y/N) Y  
 Acid Cleanup: (Y/N) Y

CAS NO.	COMPOUND	CONCENTRATION UNITS: <u>UG/KG</u>	
		(ug/L or ug/Kg)	<u>Q</u>
12674-11-2	Aroclor-1016	55	U
11104-28-2	Aroclor-1221	55	U
11141-16-5	Aroclor-1232	55	U
53469-21-9	Aroclor-1242	55	U
12672-29-6	Aroclor-1248	55	U
11097-69-1	Aroclor-1254	960	E
11096-82-5	Aroclor-1260	460	E
37324-23-5	Aroclor-1262	55	U
11100-14-4	Aroclor-1268	55	U

PRELIMINARY

1H - FORM I ARO  
 AROCLOR ORGANICS ANALYSIS DATA SHEET

EPA SAMPLE NO.

E3NN9DL

Lab Name: MITKEM LABORATORIES Contract: EP-W-05-030  
 Lab Code: MITKEM Case No.: 38897 Mod. Ref No.: \_\_\_\_\_ SDG No.: E3NN9  
 Matrix: (SOIL/SED/WATER) SOIL Lab Sample ID: H1635-01ADL  
 Sample wt/vol: 30.0 (g/mL) G Lab File ID: E3G6089F.D/E3G6089R.D  
 % Moisture: 40 Decanted: (Y/N) N Date Received: 08/25/2009  
 Extraction: (Type) SONC Date Extracted: 08/25/2009  
 Concentrated Extract Volume: 1000 (uL) Date Analyzed: 08/27/2009  
 Injection Volume: 1.0 (uL) GPC Factor: 1.00 Dilution Factor: 4.0  
 GPC Cleanup: (Y/N) N pH: 7.4 Sulfur Cleanup: (Y/N) Y  
 Acid Cleanup: (Y/N) Y

CAS NO.	COMPOUND	CONCENTRATION UNITS: <u>UG/KG</u>	
		(ug/L or ug/Kg)	<u>Q</u>
12674-11-2	Aroclor-1016	220	U
11104-28-2	Aroclor-1221	220	U
11141-16-5	Aroclor-1232	220	U
53469-21-9	Aroclor-1242	220	U
12672-29-6	Aroclor-1248	220	U
11097-69-1	Aroclor-1254	1100	D
11096-82-5	Aroclor-1260	480	D
37324-23-5	Aroclor-1262	220	U
11100-14-4	Aroclor-1268	220	U

PRELIMINARY

1H - FORM I ARO  
 AROCLOR ORGANICS ANALYSIS DATA SHEET

EPA SAMPLE NO.

E3NN9MS(1)

Lab Name: MITKEM LABORATORIES Contract: EP-W-05-030  
 Lab Code: MITKEM Case No.: 38897 Mod. Ref No.:                      SDG No.: E3NN9  
 Matrix: (SOIL/SED/WATER) SOIL Lab Sample ID: H1635-01AMS  
 Sample wt/vol: 30.2 (g/mL) G Lab File ID: E3G6043F.D  
 % Moisture: 40 Decanted: (Y/N) N Date Received: 08/25/2009  
 Extraction: (Type) SONC Date Extracted: 08/25/2009  
 Concentrated Extract Volume: 10000 (uL) Date Analyzed: 08/26/2009  
 Injection Volume: 1.0 (uL) GPC Factor: 1.00 Dilution Factor: 1.0  
 GPC Cleanup: (Y/N) N pH: 7.4 Sulfur Cleanup: (Y/N) Y  
 Acid Cleanup: (Y/N) Y

CAS NO.	COMPOUND	CONCENTRATION UNITS:	
		(ug/L or ug/Kg)	UG/KG
12674-11-2	Aroclor-1016	320	
11104-28-2	Aroclor-1221	55	U
11141-16-5	Aroclor-1232	55	U
53469-21-9	Aroclor-1242	55	U
12672-29-6	Aroclor-1248	55	U
11097-69-1	Aroclor-1254	990	E
11096-82-5	Aroclor-1260	520	
37324-23-5	Aroclor-1262	55	U
11100-14-4	Aroclor-1268	55	U

**PRELIMINARY**

1H - FORM I ARO  
 AROCLOR ORGANICS ANALYSIS DATA SHEET

EPA SAMPLE NO.

E3NN9MS (2)

Lab Name: MITKEM LABORATORIES Contract: EP-W-05-030  
 Lab Code: MITKEM Case No.: 38897 Mod. Ref No.:                      SDG No.: E3NN9  
 Matrix: (SOIL/SED/WATER) SOIL Lab Sample ID: H1635-01AMS  
 Sample wt/vol: 30.2 (g/mL) G Lab File ID: E3G6043R.D  
 % Moisture: 40 Decanted: (Y/N) N Date Received: 08/25/2009  
 Extraction: (Type) SONC Date Extracted: 08/25/2009  
 Concentrated Extract Volume: 10000 (uL) Date Analyzed: 08/26/2009  
 Injection Volume: 1.0 (uL) GPC Factor: 1.00 Dilution Factor: 1.0  
 GPC Cleanup: (Y/N) N pH: 7.4 Sulfur Cleanup: (Y/N) Y  
 Acid Cleanup: (Y/N) Y

CAS NO.	COMPOUND	CONCENTRATION UNITS:	
		(ug/L or ug/Kg)	UG/KG
12674-11-2	Aroclor-1016	310	Q
11104-28-2	Aroclor-1221	55	U
11141-16-5	Aroclor-1232	55	U
53469-21-9	Aroclor-1242	55	U
12672-29-6	Aroclor-1248	55	U
11097-69-1	Aroclor-1254	850	
11096-82-5	Aroclor-1260	560	
37324-23-5	Aroclor-1262	55	U
11100-14-4	Aroclor-1268	55	U

PRELIMINARY

1H - FORM I ARO  
 AROCLOR ORGANICS ANALYSIS DATA SHEET

EPA SAMPLE NO.

E3NN9MSD(1)

Lab Name: MITKEM LABORATORIES Contract: EP-W-05-030  
 Lab Code: MITKEM Case No.: 38897 Mod. Ref No.:                      SDG No.: E3NN9  
 Matrix: (SOIL/SED/WATER) SOIL Lab Sample ID: H1635-01AMSD  
 Sample wt/vol: 30.1 (g/mL) G Lab File ID: E3G6044F.D  
 % Moisture: 40 Decanted: (Y/N) N Date Received: 08/25/2009  
 Extraction: (Type) SONC Date Extracted: 08/25/2009  
 Concentrated Extract Volume: 10000 (uL) Date Analyzed: 08/26/2009  
 Injection Volume: 1.0 (uL) GPC Factor: 1.00 Dilution Factor: 1.0  
 GPC Cleanup: (Y/N) N pH: 7.4 Sulfur Cleanup: (Y/N) Y  
 Acid Cleanup: (Y/N) Y

CAS NO.	COMPOUND	CONCENTRATION UNITS:	
		(ug/L or ug/Kg)	UG/KG
12674-11-2	Aroclor-1016		300
11104-28-2	Aroclor-1221		55
11141-16-5	Aroclor-1232		55
53469-21-9	Aroclor-1242		55
12672-29-6	Aroclor-1248		55
11097-69-1	Aroclor-1254		950
11096-82-5	Aroclor-1260		510
37324-23-5	Aroclor-1262		55
11100-14-4	Aroclor-1268		55

**PRELIMINARY**



1H - FORM I ARO  
 AROCLOR ORGANICS ANALYSIS DATA SHEET

EPA SAMPLE NO.

E3NN9MSD(2)

Lab Name: MITKEM LABORATORIES Contract: EP-W-05-030  
 Lab Code: MITKEM Case No.: 38897 Mod. Ref No.:                      SDG No.: E3NN9  
 Matrix: (SOIL/SED/WATER) SOIL Lab Sample ID: H1635-01AMSD  
 Sample wt/vol: 30.1 (g/mL) G Lab File ID: E3G6044R.D  
 % Moisture: 40 Decanted: (Y/N) N Date Received: 08/25/2009  
 Extraction: (Type) SONC Date Extracted: 08/25/2009  
 Concentrated Extract Volume: 10000 (uL) Date Analyzed: 08/26/2009  
 Injection Volume: 1.0 (uL) GPC Factor: 1.00 Dilution Factor: 1.0  
 GPC Cleanup: (Y/N) N pH: 7.4 Sulfur Cleanup: (Y/N) Y  
 Acid Cleanup: (Y/N) Y

CAS NO.	COMPOUND	CONCENTRATION UNITS:	
		(ug/L or ug/Kg)	UG/KG
12674-11-2	Aroclor-1016		300
11104-28-2	Aroclor-1221		55
11141-16-5	Aroclor-1232		55
53469-21-9	Aroclor-1242		55
12672-29-6	Aroclor-1248		55
11097-69-1	Aroclor-1254		760
11096-82-5	Aroclor-1260		570
37324-23-5	Aroclor-1262		55
11100-14-4	Aroclor-1268		55

**PRELIMINARY**

1H - FORM I ARO  
 AROCLOR ORGANICS ANALYSIS DATA SHEET

EPA SAMPLE NO.

E3NP1

Lab Name: MITKEM LABORATORIES Contract: EP-W-05-030  
 Lab Code: MITKEM Case No.: 38897 Mod. Ref No.:                      SDG No.: E3NN9  
 Matrix: (SOIL/SED/WATER) SOIL Lab Sample ID: H1635-02A  
 Sample wt/vol: 30.0 (g/mL) G Lab File ID: E3G6045F.D/E3G6045R.D  
 % Moisture: 29 Decanted: (Y/N) N Date Received: 08/25/2009  
 Extraction: (Type) SONC Date Extracted: 08/25/2009  
 Concentrated Extract Volume: 10000 (uL) Date Analyzed: 08/27/2009  
 Injection Volume: 1.0 (uL) GPC Factor: 1.00 Dilution Factor: 1.0  
 GPC Cleanup: (Y/N) N pH: 7.5 Sulfur Cleanup: (Y/N) Y  
 Acid Cleanup: (Y/N) Y

CAS NO.	COMPOUND	CONCENTRATION UNITS:	
		(ug/L or ug/Kg)	UG/KG
12674-11-2	Aroclor-1016	46	U
11104-28-2	Aroclor-1221	46	U
11141-16-5	Aroclor-1232	46	U
53469-21-9	Aroclor-1242	46	U
12672-29-6	Aroclor-1248	46	U
11097-69-1	Aroclor-1254	46	U
11096-82-5	Aroclor-1260	46	U
37324-23-5	Aroclor-1262	46	U
11100-14-4	Aroclor-1268	46	U

PRELIMINARY

1H - FORM I ARO  
 AROCLOR ORGANICS ANALYSIS DATA SHEET

EPA SAMPLE NO.

E3NP2

Lab Name: MITKEM LABORATORIES Contract: EP-W-05-030  
 Lab Code: MITKEM Case No.: 38897 Mod. Ref No.:                      SDG No.: E3NN9  
 Matrix: (SOIL/SED/WATER) SOIL Lab Sample ID: H1635-03A  
 Sample wt/vol: 30.3 (g/mL) G Lab File ID: E3G6046F.D/E3G6046R.D  
 % Moisture: 27 Decanted: (Y/N) N Date Received: 08/25/2009  
 Extraction: (Type) SONC Date Extracted: 08/25/2009  
 Concentrated Extract Volume: 10000 (uL) Date Analyzed: 08/27/2009  
 Injection Volume: 1.0 (uL) GPC Factor: 1.00 Dilution Factor: 1.0  
 GPC Cleanup: (Y/N) N pH: 7.6 Sulfur Cleanup: (Y/N) Y  
 Acid Cleanup: (Y/N) Y

CAS NO.	COMPOUND	CONCENTRATION UNITS:	
		(ug/L or ug/Kg)	UG/KG
12674-11-2	Aroclor-1016	45	U
11104-28-2	Aroclor-1221	45	U
11141-16-5	Aroclor-1232	45	U
53469-21-9	Aroclor-1242	45	U
12672-29-6	Aroclor-1248	45	U
11097-69-1	Aroclor-1254	45	U
11096-82-5	Aroclor-1260	45	U
37324-23-5	Aroclor-1262	45	U
11100-14-4	Aroclor-1268	45	U

**PRELIMINARY**  
 SOM01.2 (6/2007)

1H - FORM I ARO  
 AROCLOR ORGANICS ANALYSIS DATA SHEET

EPA SAMPLE NO.

E3NP3

Lab Name: MITKEM LABORATORIES Contract: EP-W-05-030  
 Lab Code: MITKEM Case No.: 38897 Mod. Ref No.: \_\_\_\_\_ SDG No.: E3NN9  
 Matrix: (SOIL/SED/WATER) SOIL Lab Sample ID: H1635-04A  
 Sample wt/vol: 30.4 (g/mL) G Lab File ID: E3G6047F.D/E3G6047R.D  
 % Moisture: 42 Decanted: (Y/N) N Date Received: 08/25/2009  
 Extraction: (Type) SONC Date Extracted: 08/25/2009  
 Concentrated Extract Volume: 10000 (uL) Date Analyzed: 08/27/2009  
 Injection Volume: 1.0 (uL) GPC Factor: 1.00 Dilution Factor: 1.0  
 GPC Cleanup: (Y/N) N pH: 7.2 Sulfur Cleanup: (Y/N) Y  
 Acid Cleanup: (Y/N) Y

CAS NO.	COMPOUND	CONCENTRATION UNITS: <u>UG/KG</u>	
		(ug/L or ug/Kg)	<u>Q</u>
12674-11-2	Aroclor-1016	56	U
11104-28-2	Aroclor-1221	56	U
11141-16-5	Aroclor-1232	56	U
53469-21-9	Aroclor-1242	56	U
12672-29-6	Aroclor-1248	2600	E
11097-69-1	Aroclor-1254	1400	E
11096-82-5	Aroclor-1260	700	EP
37324-23-5	Aroclor-1262	56	U
11100-14-4	Aroclor-1268	56	U

**PRELIMINARY**

1H - FORM I ARO  
 AROCLOR ORGANICS ANALYSIS DATA SHEET

EPA SAMPLE NO.

E3NP3DL

Lab Name: MITKEM LABORATORIES Contract: EP-W-05-030  
 Lab Code: MITKEM Case No.: 38897 Mod. Ref No.:                      SDG No.: E3NN9  
 Matrix: (SOIL/SED/WATER) SOIL Lab Sample ID: H1635-04ADL  
 Sample wt/vol: 30.4 (g/mL) G Lab File ID: E3G6091F.D/E3G6091R.D  
 % Moisture: 42 Decanted: (Y/N) N Date Received: 08/25/2009  
 Extraction: (Type) SONC Date Extracted: 08/25/2009  
 Concentrated Extract Volume: 1000 (uL) Date Analyzed: 08/27/2009  
 Injection Volume: 1.0 (uL) GPC Factor: 1.00 Dilution Factor: 10.0  
 GPC Cleanup: (Y/N) N pH: 7.2 Sulfur Cleanup: (Y/N) Y  
 Acid Cleanup: (Y/N) Y

CAS NO.	COMPOUND	CONCENTRATION UNITS: UG/KG	
		(ug/L or ug/Kg)	Q
12674-11-2	Aroclor-1016	560	U
11104-28-2	Aroclor-1221	560	U
11141-16-5	Aroclor-1232	560	U
53469-21-9	Aroclor-1242	560	U
12672-29-6	Aroclor-1248	3100	D
11097-69-1	Aroclor-1254	1600	D
11096-82-5	Aroclor-1260	780	DP
37324-23-5	Aroclor-1262	560	U
11100-14-4	Aroclor-1268	560	U

PRELIMINARY

1H - FORM I ARO  
 AROCLOR ORGANICS ANALYSIS DATA SHEET

EPA SAMPLE NO.

E3NP4

Lab Name: MITKEM LABORATORIES Contract: EP-W-05-030  
 Lab Code: MITKEM Case No.: 38897 Mod. Ref No.:                      SDG No.: E3NN9  
 Matrix: (SOIL/SED/WATER) SOIL Lab Sample ID: H1635-05A  
 Sample wt/vol: 30.0 (g/mL) G Lab File ID: E3G6048F.D/E3G6048R.D  
 % Moisture: 38 Decanted: (Y/N) N Date Received: 08/25/2009  
 Extraction: (Type) SONC Date Extracted: 08/25/2009  
 Concentrated Extract Volume: 10000 (uL) Date Analyzed: 08/27/2009  
 Injection Volume: 1.0 (uL) GPC Factor: 1.00 Dilution Factor: 1.0  
 GPC Cleanup: (Y/N) N pH: 7.4 Sulfur Cleanup: (Y/N) Y  
 Acid Cleanup: (Y/N) Y

CAS NO.	COMPOUND	CONCENTRATION UNITS: UG/KG	
		(ug/L or ug/Kg)	Q
12674-11-2	Aroclor-1016	53	U
11104-28-2	Aroclor-1221	53	U
11141-16-5	Aroclor-1232	53	U
53469-21-9	Aroclor-1242	53	U
12672-29-6	Aroclor-1248	2600	E
11097-69-1	Aroclor-1254	1600	E
11096-82-5	Aroclor-1260	280	P
37324-23-5	Aroclor-1262	53	U
11100-14-4	Aroclor-1268	53	U

PRELIMINARY

1H - FORM I ARO  
 AROCLOR ORGANICS ANALYSIS DATA SHEET

EPA SAMPLE NO.

E3NP4DL

Lab Name: MITKEM LABORATORIES Contract: EP-W-05-030  
 Lab Code: MITKEM Case No.: 38897 Mod. Ref No.: SDG No.: E3NN9  
 Matrix: (SOIL/SED/WATER) SOIL Lab Sample ID: H1635-05ADL  
 Sample wt/vol: 30.0 (g/mL) G Lab File ID: E3G6092F.D/E3G6092R.D  
 % Moisture: 38 Decanted: (Y/N) N Date Received: 08/25/2009  
 Extraction: (Type) SONC Date Extracted: 08/25/2009  
 Concentrated Extract Volume: 1000 (uL) Date Analyzed: 08/27/2009  
 Injection Volume: 1.0 (uL) GPC Factor: 1.00 Dilution Factor: 10.0  
 GPC Cleanup: (Y/N) N pH: 7.4 Sulfur Cleanup: (Y/N) Y  
 Acid Cleanup: (Y/N) Y

CAS NO.	COMPOUND	CONCENTRATION UNITS: <u>UG/KG</u> (ug/L or ug/Kg)	<u>Q</u>
12674-11-2	Aroclor-1016	530	U
11104-28-2	Aroclor-1221	530	U
11141-16-5	Aroclor-1232	530	U
53469-21-9	Aroclor-1242	530	U
12672-29-6	Aroclor-1248	3500	D
11097-69-1	Aroclor-1254	2100	D
11096-82-5	Aroclor-1260	1000	DP
37324-23-5	Aroclor-1262	530	U
11100-14-4	Aroclor-1268	530	U

PRELIMINARY

1H - FORM I ARO  
 AROCLOR ORGANICS ANALYSIS DATA SHEET

EPA SAMPLE NO.

E3NP5

Lab Name: MITKEM LABORATORIES Contract: EP-W-05-030  
 Lab Code: MITKEM Case No.: 38897 Mod. Ref No.:                      SDG No.: E3NN9  
 Matrix: (SOIL/SED/WATER) SOIL Lab Sample ID: H1635-06A  
 Sample wt/vol: 30.5 (g/mL) G Lab File ID: E3G6095F.D/E3G6095R.D  
 % Moisture: 38 Decanted: (Y/N) N Date Received: 08/25/2009  
 Extraction: (Type) SONC Date Extracted: 08/25/2009  
 Concentrated Extract Volume: 10000 (uL) Date Analyzed: 08/27/2009  
 Injection Volume: 1.0 (uL) GPC Factor: 1.00 Dilution Factor: 3.0  
 GPC Cleanup: (Y/N) N pH: 7.4 Sulfur Cleanup: (Y/N) Y  
 Acid Cleanup: (Y/N) Y

CAS NO.	COMPOUND	CONCENTRATION UNITS: <u>UG/KG</u> (ug/L or ug/Kg)	<u>Q</u>
12674-11-2	Aroclor-1016	160	U
11104-28-2	Aroclor-1221	160	U
11141-16-5	Aroclor-1232	160	U
53469-21-9	Aroclor-1242	160	U
12672-29-6	Aroclor-1248	6800	E
11097-69-1	Aroclor-1254	3800	E
11096-82-5	Aroclor-1260	1600	EP
37324-23-5	Aroclor-1262	160	U
11100-14-4	Aroclor-1268	160	U

PRELIMINARY



1H - FORM I ARO  
 AROCLOR ORGANICS ANALYSIS DATA SHEET

EPA SAMPLE NO.

E3NP5DL

Lab Name: MITKEM LABORATORIES Contract: EP-W-05-030  
 Lab Code: MITKEM Case No.: 38897 Mod. Ref No.:                      SDG No.: E3NN9  
 Matrix: (SOIL/SED/WATER) SOIL Lab Sample ID: H1635-06ADL  
 Sample wt/vol: 30.5 (g/mL) G Lab File ID: E3G6093F.D/E3G6093R.D  
 % Moisture: 38 Decanted: (Y/N) N Date Received: 08/25/2009  
 Extraction: (Type) SONC Date Extracted: 08/25/2009  
 Concentrated Extract Volume: 1000 (uL) Date Analyzed: 08/27/2009  
 Injection Volume: 1.0 (uL) GPC Factor: 1.00 Dilution Factor: 30.0  
 GPC Cleanup: (Y/N) N pH: 7.4 Sulfur Cleanup: (Y/N) Y  
 Acid Cleanup: (Y/N) Y

CAS NO.	COMPOUND	CONCENTRATION UNITS:	
		(ug/L or ug/Kg)	UG/KG
12674-11-2	Aroclor-1016	1600	U
11104-28-2	Aroclor-1221	1600	U
11141-16-5	Aroclor-1232	1600	U
53469-21-9	Aroclor-1242	1600	U
12672-29-6	Aroclor-1248	8900	D
11097-69-1	Aroclor-1254	4800	D
11096-82-5	Aroclor-1260	2000	DP
37324-23-5	Aroclor-1262	1600	U
11100-14-4	Aroclor-1268	1600	U

PRELIMINARY

1H - FORM I ARO  
 AROCLOR ORGANICS ANALYSIS DATA SHEET

EPA SAMPLE NO.

E3NP6

Lab Name: MITKEM LABORATORIES Contract: EP-W-05-030  
 Lab Code: MITKEM Case No.: 38897 Mod. Ref No.: \_\_\_\_\_ SDG No.: E3NN9  
 Matrix: (SOIL/SED/WATER) SOIL Lab Sample ID: H1635-07A  
 Sample wt/vol: 30.2 (g/mL) G Lab File ID: E3G6096F.D/E3G6096R.D  
 % Moisture: 37 Decanted: (Y/N) N Date Received: 08/25/2009  
 Extraction: (Type) SONC Date Extracted: 08/25/2009  
 Concentrated Extract Volume: 10000 (uL) Date Analyzed: 08/27/2009  
 Injection Volume: 1.0 (uL) GPC Factor: 1.00 Dilution Factor: 2.0  
 GPC Cleanup: (Y/N) N pH: 7.6 Sulfur Cleanup: (Y/N) Y  
 Acid Cleanup: (Y/N) Y

CAS NO.	COMPOUND	CONCENTRATION UNITS: <u>UG/KG</u>	
		(ug/L or ug/Kg)	<u>Q</u>
12674-11-2	Aroclor-1016	100	U
11104-28-2	Aroclor-1221	100	U
11141-16-5	Aroclor-1232	100	U
53469-21-9	Aroclor-1242	100	U
12672-29-6	Aroclor-1248	2600	E
11097-69-1	Aroclor-1254	2100	EP
11096-82-5	Aroclor-1260	760	P
37324-23-5	Aroclor-1262	100	U
11100-14-4	Aroclor-1268	100	U

**PRELIMINARY**

1H - FORM I ARO  
 AROCLOR ORGANICS ANALYSIS DATA SHEET

EPA SAMPLE NO.

E3NP6DL

Lab Name: MITKEM LABORATORIES Contract: EP-W-05-030  
 Lab Code: MITKEM Case No.: 38897 Mod. Ref No.:                      SDG No.: E3NN9  
 Matrix: (SOIL/SED/WATER) SOIL Lab Sample ID: H1635-07ADL  
 Sample wt/vol: 30.2 (g/mL) G Lab File ID: E3G6094F.D/E3G6094R.D  
 % Moisture: 37 Decanted: (Y/N) N Date Received: 08/25/2009  
 Extraction: (Type) SONC Date Extracted: 08/25/2009  
 Concentrated Extract Volume: 1000 (uL) Date Analyzed: 08/27/2009  
 Injection Volume: 1.0 (uL) GPC Factor: 1.00 Dilution Factor: 20.0  
 GPC Cleanup: (Y/N) N pH: 7.6 Sulfur Cleanup: (Y/N) Y  
 Acid Cleanup: (Y/N) Y

CAS NO.	COMPOUND	CONCENTRATION UNITS:	
		ug/L or ug/Kg	UG/KG
12674-11-2	Aroclor-1016	1000	U
11104-28-2	Aroclor-1221	1000	U
11141-16-5	Aroclor-1232	1000	U
53469-21-9	Aroclor-1242	1000	U
12672-29-6	Aroclor-1248	3300	D
11097-69-1	Aroclor-1254	2800	D
11096-82-5	Aroclor-1260	910	DPJ
37324-23-5	Aroclor-1262	1000	U
11100-14-4	Aroclor-1268	1000	U

**PRELIMINARY**

1H - FORM I ARO  
 AROCLOR ORGANICS ANALYSIS DATA SHEET

EPA SAMPLE NO.

E3NP7

Lab Name: MITKEM LABORATORIES Contract: EP-W-05-030  
 Lab Code: MITKEM Case No.: 38897 Mod. Ref No.:                      SDG No.: E3NN9  
 Matrix: (SOIL/SED/WATER) SOIL Lab Sample ID: H1635-08A  
 Sample wt/vol: 30.3 (g/mL) G Lab File ID: E3G6051F.D/E3G6051R.D  
 % Moisture: 39 Decanted: (Y/N) N Date Received: 08/25/2009  
 Extraction: (Type) SONC Date Extracted: 08/25/2009  
 Concentrated Extract Volume: 10000 (uL) Date Analyzed: 08/27/2009  
 Injection Volume: 1.0 (uL) GPC Factor: 1.00 Dilution Factor: 1.0  
 GPC Cleanup: (Y/N) N pH: 7.5 Sulfur Cleanup: (Y/N) Y  
 Acid Cleanup: (Y/N) Y

CAS NO.	COMPOUND	CONCENTRATION UNITS: <u>UG/KG</u> (ug/L or ug/Kg)	<u>Q</u>
12674-11-2	Aroclor-1016	54	U
11104-28-2	Aroclor-1221	54	U
11141-16-5	Aroclor-1232	54	U
53469-21-9	Aroclor-1242	54	U
12672-29-6	Aroclor-1248	54	U
11097-69-1	Aroclor-1254	390	
11096-82-5	Aroclor-1260	160	P
37324-23-5	Aroclor-1262	54	U
11100-14-4	Aroclor-1268	54	U

**PRELIMINARY**

SOM01.2 (6/2007)

1H - FORM I ARO  
 AROCLOR ORGANICS ANALYSIS DATA SHEET

EPA SAMPLE NO.

E3NP8

Lab Name: MITKEM LABORATORIES Contract: EP-W-05-030  
 Lab Code: MITKEM Case No.: 38897 Mod. Ref No.:                      SDG No.: E3NN9  
 Matrix: (SOIL/SED/WATER) SOIL Lab Sample ID: H1635-09A  
 Sample wt/vol: 30.3 (g/mL) G Lab File ID: E3G6052F.D/E3G6052R.D  
 % Moisture: 25 Decanted: (Y/N) N Date Received: 08/25/2009  
 Extraction: (Type) SONC Date Extracted: 08/25/2009  
 Concentrated Extract Volume: 10000 (uL) Date Analyzed: 08/27/2009  
 Injection Volume: 1.0 (uL) GPC Factor: 1.00 Dilution Factor: 1.0  
 GPC Cleanup: (Y/N) N pH: 7.6 Sulfur Cleanup: (Y/N) Y  
 Acid Cleanup: (Y/N) Y

CAS NO.	COMPOUND	CONCENTRATION UNITS:	
		(ug/L or ug/Kg)	UG/KG
12674-11-2	Aroclor-1016	44	U
11104-28-2	Aroclor-1221	44	U
11141-16-5	Aroclor-1232	44	U
53469-21-9	Aroclor-1242	44	U
12672-29-6	Aroclor-1248	44	U
11097-69-1	Aroclor-1254	44	U
11096-82-5	Aroclor-1260	44	U
37324-23-5	Aroclor-1262	44	U
11100-14-4	Aroclor-1268	44	U

PRELIMINARY

1H - FORM I ARO  
 AROCLOR ORGANICS ANALYSIS DATA SHEET

EPA SAMPLE NO.

E3NP9

Lab Name: MITKEM LABORATORIES Contract: EP-W-05-030  
 Lab Code: MITKEM Case No.: 38897 Mod. Ref No.:                      SDG No.: E3NN9  
 Matrix: (SOIL/SED/WATER) SOIL Lab Sample ID: H1635-10A  
 Sample wt/vol: 30.0 (g/mL) G Lab File ID: E3G6053F.D/E3G6053R.D  
 % Moisture: 42 Decanted: (Y/N) N Date Received: 08/25/2009  
 Extraction: (Type) SONC Date Extracted: 08/25/2009  
 Concentrated Extract Volume: 10000 (uL) Date Analyzed: 08/27/2009  
 Injection Volume: 1.0 (uL) GPC Factor: 1.00 Dilution Factor: 1.0  
 GPC Cleanup: (Y/N) N pH: 6.9 Sulfur Cleanup: (Y/N) Y  
 Acid Cleanup: (Y/N) Y

CAS NO.	COMPOUND	CONCENTRATION UNITS:	
		(ug/L or ug/Kg)	UG/KG
12674-11-2	Aroclor-1016	57	U
11104-28-2	Aroclor-1221	57	U
11141-16-5	Aroclor-1232	57	U
53469-21-9	Aroclor-1242	57	U
12672-29-6	Aroclor-1248	57	U
11097-69-1	Aroclor-1254	1900	EP
11096-82-5	Aroclor-1260	470	P
37324-23-5	Aroclor-1262	57	U
11100-14-4	Aroclor-1268	57	U

**PRELIMINARY**

1H - FORM I ARO  
 AROCLOR ORGANICS ANALYSIS DATA SHEET

EPA SAMPLE NO.

E3NP9DL

Lab Name: MITKEM LABORATORIES Contract: EP-W-05-030  
 Lab Code: MITKEM Case No.: 38897 Mod. Ref No.:                      SDG No.: E3NN9  
 Matrix: (SOIL/SED/WATER) SOIL Lab Sample ID: H1635-10ADL  
 Sample wt/vol: 30.0 (g/mL) G Lab File ID: E3G6097F.D/E3G6097R.D  
 % Moisture: 42 Decanted: (Y/N) N Date Received: 08/25/2009  
 Extraction: (Type) SONC Date Extracted: 08/25/2009  
 Concentrated Extract Volume: 1000 (uL) Date Analyzed: 08/27/2009  
 Injection Volume: 1.0 (uL) GPC Factor: 1.00 Dilution Factor: 10.0  
 GPC Cleanup: (Y/N) N pH: 6.9 Sulfur Cleanup: (Y/N) Y  
 Acid Cleanup: (Y/N) Y

CAS NO.	COMPOUND	CONCENTRATION UNITS: <u>UG/KG</u> (ug/L or ug/Kg)	<u>Q</u>
12674-11-2	Aroclor-1016	570	U
11104-28-2	Aroclor-1221	570	U
11141-16-5	Aroclor-1232	570	U
53469-21-9	Aroclor-1242	570	U
12672-29-6	Aroclor-1248	570	U
11097-69-1	Aroclor-1254	2800	D
11096-82-5	Aroclor-1260	1200	DP
37324-23-5	Aroclor-1262	570	U
11100-14-4	Aroclor-1268	570	U

PRELIMINARY

1H - FORM I ARO  
 AROCLOR ORGANICS ANALYSIS DATA SHEET

EPA SAMPLE NO.

E3NQ0

Lab Name: MITKEM LABORATORIES Contract: EP-W-05-030  
 Lab Code: MITKEM Case No.: 38897 Mod. Ref No.: \_\_\_\_\_ SDG No.: E3NN9  
 Matrix: (SOIL/SED/WATER) SOIL Lab Sample ID: H1635-11A  
 Sample wt/vol: 30.1 (g/mL) G Lab File ID: E3G6054F.D/E3G6054R.D  
 % Moisture: 40 Decanted: (Y/N) N Date Received: 08/25/2009  
 Extraction: (Type) SONC Date Extracted: 08/25/2009  
 Concentrated Extract Volume: 10000 (uL) Date Analyzed: 08/27/2009  
 Injection Volume: 1.0 (uL) GPC Factor: 1.00 Dilution Factor: 1.0  
 GPC Cleanup: (Y/N) N pH: 7.0 Sulfur Cleanup: (Y/N) Y  
 Acid Cleanup: (Y/N) Y

CAS NO.	COMPOUND	CONCENTRATION UNITS:	
		ug/L or ug/Kg	UG/KG
12674-11-2	Aroclor-1016	55	U
11104-28-2	Aroclor-1221	55	U
11141-16-5	Aroclor-1232	55	U
53469-21-9	Aroclor-1242	55	U
12672-29-6	Aroclor-1248	55	U
11097-69-1	Aroclor-1254	1800	E
11096-82-5	Aroclor-1260	850	EP
37324-23-5	Aroclor-1262	55	U
11100-14-4	Aroclor-1268	55	U

**PRELIMINARY**



1H - FORM I ARO  
 AROCLOR ORGANICS ANALYSIS DATA SHEET

EPA SAMPLE NO.

E3NQ0DL

Lab Name: MITKEM LABORATORIES Contract: EP-W-05-030  
 Lab Code: MITKEM Case No.: 38897 Mod. Ref No.: SDG No.: E3NN9  
 Matrix: (SOIL/SED/WATER) SOIL Lab Sample ID: H1635-11ADL  
 Sample wt/vol: 30.1 (g/mL) G Lab File ID: E3G6098F.D/E3G6098R.D  
 % Moisture: 40 Decanted: (Y/N) N Date Received: 08/25/2009  
 Extraction: (Type) SONC Date Extracted: 08/25/2009  
 Concentrated Extract Volume: 1000 (uL) Date Analyzed: 08/27/2009  
 Injection Volume: 1.0 (uL) GPC Factor: 1.00 Dilution Factor: 8.0  
 GPC Cleanup: (Y/N) N pH: 7.0 Sulfur Cleanup: (Y/N) Y  
 Acid Cleanup: (Y/N) Y

CAS NO.	COMPOUND	CONCENTRATION UNITS:	
		(ug/L or ug/Kg)	UG/KG
12674-11-2	Aroclor-1016	440	U
11104-28-2	Aroclor-1221	440	U
11141-16-5	Aroclor-1232	440	U
53469-21-9	Aroclor-1242	440	U
12672-29-6	Aroclor-1248	440	U
11097-69-1	Aroclor-1254	2400	D
11096-82-5	Aroclor-1260	1000	D
37324-23-5	Aroclor-1262	440	U
11100-14-4	Aroclor-1268	440	U

PRELIMINARY

1H - FORM I ARO  
 AROCLOR ORGANICS ANALYSIS DATA SHEET

EPA SAMPLE NO.

E3NQ1

Lab Name: MITKEM LABORATORIES Contract: EP-W-05-030  
 Lab Code: MITKEM Case No.: 38897 Mod. Ref No.: SDG No.: E3NN9  
 Matrix: (SOIL/SED/WATER) SOIL Lab Sample ID: H1635-12A  
 Sample wt/vol: 30.4 (g/mL) G Lab File ID: E3G6055F.D/E3G6055R.D  
 % Moisture: 40 Decanted: (Y/N) N Date Received: 08/25/2009  
 Extraction: (Type) SONC Date Extracted: 08/25/2009  
 Concentrated Extract Volume: 10000 (uL) Date Analyzed: 08/27/2009  
 Injection Volume: 1.0 (uL) GPC Factor: 1.00 Dilution Factor: 1.0  
 GPC Cleanup: (Y/N) N pH: 7.3 Sulfur Cleanup: (Y/N) Y  
 Acid Cleanup: (Y/N) Y

CAS NO.	COMPOUND	CONCENTRATION UNITS: UG/KG	
		(ug/L or ug/Kg)	Q
12674-11-2	Aroclor-1016	54	U
11104-28-2	Aroclor-1221	54	U
11141-16-5	Aroclor-1232	54	U
53469-21-9	Aroclor-1242	54	U
12672-29-6	Aroclor-1248	54	U
11097-69-1	Aroclor-1254	1400	E
11096-82-5	Aroclor-1260	190	P
37324-23-5	Aroclor-1262	54	U
11100-14-4	Aroclor-1268	54	U

PRELIMINARY

1H - FORM I ARO  
 AROCLOR ORGANICS ANALYSIS DATA SHEET

EPA SAMPLE NO.

E3NQ1DL

Lab Name: MITKEM LABORATORIES Contract: EP-W-05-030  
 Lab Code: MITKEM Case No.: 38897 Mod. Ref No.: SDG No.: E3NN9  
 Matrix: (SOIL/SED/WATER) SOIL Lab Sample ID: H1635-12ADL  
 Sample wt/vol: 30.4 (g/mL) G Lab File ID: E3G6099F.D/E3G6099R.D  
 % Moisture: 40 Decanted: (Y/N) N Date Received: 08/25/2009  
 Extraction: (Type) SONC Date Extracted: 08/25/2009  
 Concentrated Extract Volume: 1000 (uL) Date Analyzed: 08/27/2009  
 Injection Volume: 1.0 (uL) GPC Factor: 1.00 Dilution Factor: 6.0  
 GPC Cleanup: (Y/N) N pH: 7.3 Sulfur Cleanup: (Y/N) Y  
 Acid Cleanup: (Y/N) Y

CAS NO.	COMPOUND	CONCENTRATION UNITS: <u>UG/KG</u> (ug/L or ug/Kg)	<u>Q</u>
12674-11-2	Aroclor-1016	330	U
11104-28-2	Aroclor-1221	330	U
11141-16-5	Aroclor-1232	330	U
53469-21-9	Aroclor-1242	330	U
12672-29-6	Aroclor-1248	330	U
11097-69-1	Aroclor-1254	1800	D
11096-82-5	Aroclor-1260	810	DP
37324-23-5	Aroclor-1262	330	U
11100-14-4	Aroclor-1268	330	U

PRELIMINARY

1H - FORM I ARO  
 AROCLOR ORGANICS ANALYSIS DATA SHEET

EPA SAMPLE NO.

E3NQ2

Lab Name: MITKEM LABORATORIES Contract: EP-W-05-030  
 Lab Code: MITKEM Case No.: 38897 Mod. Ref No.: SDG No.: E3NN9  
 Matrix: (SOIL/SED/WATER) SOIL Lab Sample ID: H1635-13A  
 Sample wt/vol: 30.4 (g/mL) G Lab File ID: E3G6056F.D/E3G6056R.D  
 % Moisture: 41 Decanted: (Y/N) N Date Received: 08/25/2009  
 Extraction: (Type) SONC Date Extracted: 08/25/2009  
 Concentrated Extract Volume: 10000 (uL) Date Analyzed: 08/27/2009  
 Injection Volume: 1.0 (uL) GPC Factor: 1.00 Dilution Factor: 1.0  
 GPC Cleanup: (Y/N) N pH: 7.4 Sulfur Cleanup: (Y/N) Y  
 Acid Cleanup: (Y/N) Y

CAS NO.	COMPOUND	CONCENTRATION UNITS: <u>UG/KG</u> (ug/L or ug/Kg)	<u>Q</u>
12674-11-2	Aroclor-1016	55	U
11104-28-2	Aroclor-1221	55	U
11141-16-5	Aroclor-1232	55	U
53469-21-9	Aroclor-1242	55	U
12672-29-6	Aroclor-1248	55	U
11097-69-1	Aroclor-1254	310	
11096-82-5	Aroclor-1260	93	P
37324-23-5	Aroclor-1262	55	U
11100-14-4	Aroclor-1268	55	U

PRELIMINARY

1H - FORM I ARO  
 AROCLOR ORGANICS ANALYSIS DATA SHEET

EPA SAMPLE NO.

E3NQ3

Lab Name: MITKEM LABORATORIES Contract: EP-W-05-030  
 Lab Code: MITKEM Case No.: 38897 Mod. Ref No.: \_\_\_\_\_ SDG No.: E3NN9  
 Matrix: (SOIL/SED/WATER) SOIL Lab Sample ID: H1635-14A  
 Sample wt/vol: 30.5 (g/mL) G Lab File ID: E3G6057F.D/E3G6057R.D  
 % Moisture: 40 Decanted: (Y/N) N Date Received: 08/25/2009  
 Extraction: (Type) SONC Date Extracted: 08/25/2009  
 Concentrated Extract Volume: 10000 (uL) Date Analyzed: 08/27/2009  
 Injection Volume: 1.0 (uL) GPC Factor: 1.00 Dilution Factor: 1.0  
 GPC Cleanup: (Y/N) N pH: 7.4 Sulfur Cleanup: (Y/N) Y  
 Acid Cleanup: (Y/N) Y

CAS NO.	COMPOUND	CONCENTRATION UNITS: <u>UG/KG</u>	
		(ug/L or ug/Kg)	<u>Q</u>
12674-11-2	Aroclor-1016	54	U
11104-28-2	Aroclor-1221	54	U
11141-16-5	Aroclor-1232	54	U
53469-21-9	Aroclor-1242	54	U
12672-29-6	Aroclor-1248	54	U
11097-69-1	Aroclor-1254	39	PJ
11096-82-5	Aroclor-1260	54	U
37324-23-5	Aroclor-1262	54	U
11100-14-4	Aroclor-1268	54	U

**PRELIMINARY**

1H - FORM I ARO  
 AROCLOR ORGANICS ANALYSIS DATA SHEET

EPA SAMPLE NO.

E3NQ4

Lab Name: MITKEM LABORATORIES Contract: EP-W-05-030  
 Lab Code: MITKEM Case No.: 38897 Mod. Ref No.:                      SDG No.: E3NN9  
 Matrix: (SOIL/SED/WATER) SOIL Lab Sample ID: H1635-15A  
 Sample wt/vol: 30.0 (g/mL) G Lab File ID: E3G6058F.D/E3G6058R.D  
 % Moisture: 36 Decanted: (Y/N) N Date Received: 08/25/2009  
 Extraction: (Type) SONC Date Extracted: 08/25/2009  
 Concentrated Extract Volume: 10000 (uL) Date Analyzed: 08/27/2009  
 Injection Volume: 1.0 (uL) GPC Factor: 1.00 Dilution Factor: 1.0  
 GPC Cleanup: (Y/N) N pH: 7.6 Sulfur Cleanup: (Y/N) Y  
 Acid Cleanup: (Y/N) Y

CAS NO.	COMPOUND	CONCENTRATION UNITS:	
		(ug/L or ug/Kg)	UG/KG
12674-11-2	Aroclor-1016	52	U
11104-28-2	Aroclor-1221	52	U
11141-16-5	Aroclor-1232	52	U
53469-21-9	Aroclor-1242	52	U
12672-29-6	Aroclor-1248	52	U
11097-69-1	Aroclor-1254	41	PJ
11096-82-5	Aroclor-1260	52	U
37324-23-5	Aroclor-1262	52	U
11100-14-4	Aroclor-1268	52	U

PRELIMINARY

1H - FORM I ARO  
 AROCLOR ORGANICS ANALYSIS DATA SHEET

EPA SAMPLE NO.

E3NQ5

Lab Name: MITKEM LABORATORIES Contract: EP-W-05-030  
 Lab Code: MITKEM Case No.: 38897 Mod. Ref No.:                      SDG No.: E3NN9  
 Matrix: (SOIL/SED/WATER) SOIL Lab Sample ID: H1635-16A  
 Sample wt/vol: 30.1 (g/mL) G Lab File ID: E3G6059F.D/E3G6059R.D  
 % Moisture: 28 Decanted: (Y/N) N Date Received: 08/25/2009  
 Extraction: (Type) SONC Date Extracted: 08/25/2009  
 Concentrated Extract Volume: 10000 (uL) Date Analyzed: 08/27/2009  
 Injection Volume: 1.0 (uL) GPC Factor: 1.00 Dilution Factor: 1.0  
 GPC Cleanup: (Y/N) N pH: 7.6 Sulfur Cleanup: (Y/N) Y  
 Acid Cleanup: (Y/N) Y

CAS NO.	COMPOUND	CONCENTRATION UNITS:	
		ug/L or ug/Kg	UG/KG
12674-11-2	Aroclor-1016	46	U
11104-28-2	Aroclor-1221	46	U
11141-16-5	Aroclor-1232	46	U
53469-21-9	Aroclor-1242	46	U
12672-29-6	Aroclor-1248	46	U
11097-69-1	Aroclor-1254	46	U
11096-82-5	Aroclor-1260	46	U
37324-23-5	Aroclor-1262	46	U
11100-14-4	Aroclor-1268	46	U

**PRELIMINARY**  
 SOM01.2 (6/2007)

1H - FORM I ARO  
 AROCLOR ORGANICS ANALYSIS DATA SHEET

EPA SAMPLE NO.

E3NQ7

Lab Name: MITKEM LABORATORIES Contract: EP-W-05-030  
 Lab Code: MITKEM Case No.: 38897 Mod. Ref No.: \_\_\_\_\_ SDG No.: E3NN9  
 Matrix: (SOIL/SED/WATER) SOIL Lab Sample ID: H1635-17A  
 Sample wt/vol: 30.2 (g/mL) G Lab File ID: E3G6060F.D/E3G6060R.D  
 % Moisture: 38 Decanted: (Y/N) N Date Received: 08/25/2009  
 Extraction: (Type) SONC Date Extracted: 08/25/2009  
 Concentrated Extract Volume: 10000 (uL) Date Analyzed: 08/27/2009  
 Injection Volume: 1.0 (uL) GPC Factor: 1.00 Dilution Factor: 1.0  
 GPC Cleanup: (Y/N) N pH: 7.5 Sulfur Cleanup: (Y/N) Y  
 Acid Cleanup: (Y/N) Y

CAS NO.	COMPOUND	CONCENTRATION UNITS:	
		(ug/L or ug/Kg)	UG/KG
12674-11-2	Aroclor-1016	53	U
11104-28-2	Aroclor-1221	53	U
11141-16-5	Aroclor-1232	53	U
53469-21-9	Aroclor-1242	53	U
12672-29-6	Aroclor-1248	53	U
11097-69-1	Aroclor-1254	1300	E
11096-82-5	Aroclor-1260	660	E
37324-23-5	Aroclor-1262	53	U
11100-14-4	Aroclor-1268	53	U

**PRELIMINARY**



1H - FORM I ARO  
 AROCLOR ORGANICS ANALYSIS DATA SHEET

EPA SAMPLE NO.

E3NQ7DL

Lab Name: MITKEM LABORATORIES Contract: EP-W-05-030  
 Lab Code: MITKEM Case No.: 38897 Mod. Ref No.: SDG No.: E3NN9  
 Matrix: (SOIL/SED/WATER) SOIL Lab Sample ID: H1635-17ADL  
 Sample wt/vol: 30.2 (g/mL) G Lab File ID: E3G6100F.D/E3G6100R.D  
 % Moisture: 38 Decanted: (Y/N) N Date Received: 08/25/2009  
 Extraction: (Type) SONC Date Extracted: 08/25/2009  
 Concentrated Extract Volume: 1000 (uL) Date Analyzed: 08/27/2009  
 Injection Volume: 1.0 (uL) GPC Factor: 1.00 Dilution Factor: 7.0  
 GPC Cleanup: (Y/N) N pH: 7.5 Sulfur Cleanup: (Y/N) Y  
 Acid Cleanup: (Y/N) Y

CAS NO.	COMPOUND	CONCENTRATION UNITS: <u>UG/KG</u> (ug/L or ug/Kg)	<u>Q</u>
12674-11-2	Aroclor-1016	370	U
11104-28-2	Aroclor-1221	370	U
11141-16-5	Aroclor-1232	370	U
53469-21-9	Aroclor-1242	370	U
12672-29-6	Aroclor-1248	370	U
11097-69-1	Aroclor-1254	1500	D
11096-82-5	Aroclor-1260	710	D
37324-23-5	Aroclor-1262	370	U
11100-14-4	Aroclor-1268	370	U

**PRELIMINARY**

SOM01.2 (6/2007)

1H - FORM I ARO  
 AROCLOR ORGANICS ANALYSIS DATA SHEET

EPA SAMPLE NO.

E3NQ8

Lab Name: MITKEM LABORATORIES Contract: EP-W-05-030  
 Lab Code: MITKEM Case No.: 38897 Mod. Ref No.: SDG No.: E3NN9  
 Matrix: (SOIL/SED/WATER) SOIL Lab Sample ID: H1635-18A  
 Sample wt/vol: 30.2 (g/mL) G Lab File ID: E3G6061F.D/E3G6061R.D  
 % Moisture: 39 Decanted: (Y/N) N Date Received: 08/25/2009  
 Extraction: (Type) SONC Date Extracted: 08/25/2009  
 Concentrated Extract Volume: 10000 (uL) Date Analyzed: 08/27/2009  
 Injection Volume: 1.0 (uL) GPC Factor: 1.00 Dilution Factor: 1.0  
 GPC Cleanup: (Y/N) N pH: 7.5 Sulfur Cleanup: (Y/N) Y  
 Acid Cleanup: (Y/N) Y

CAS NO.	COMPOUND	CONCENTRATION UNITS: <u>UG/KG</u> (ug/L or ug/Kg)	<u>Q</u>
12674-11-2	Aroclor-1016	54	U
11104-28-2	Aroclor-1221	54	U
11141-16-5	Aroclor-1232	54	U
53469-21-9	Aroclor-1242	54	U
12672-29-6	Aroclor-1248	54	U
11097-69-1	Aroclor-1254	560	
11096-82-5	Aroclor-1260	95	P
37324-23-5	Aroclor-1262	54	U
11100-14-4	Aroclor-1268	54	U

PRELIMINARY

1H - FORM I ARO  
 AROCLOR ORGANICS ANALYSIS DATA SHEET

EPA SAMPLE NO.

E3NQ9

Lab Name: MITKEM LABORATORIES Contract: EP-W-05-030  
 Lab Code: MITKEM Case No.: 38897 Mod. Ref No.:                      SDG No.: E3NN9  
 Matrix: (SOIL/SED/WATER) SOIL Lab Sample ID: H1635-19A  
 Sample wt/vol: 30.0 (g/mL) G Lab File ID: E3G6062F.D/E3G6062R.D  
 % Moisture: 40 Decanted: (Y/N) N Date Received: 08/25/2009  
 Extraction: (Type) SONC Date Extracted: 08/25/2009  
 Concentrated Extract Volume: 10000 (uL) Date Analyzed: 08/27/2009  
 Injection Volume: 1.0 (uL) GPC Factor: 1.00 Dilution Factor: 1.0  
 GPC Cleanup: (Y/N) N pH: 7.4 Sulfur Cleanup: (Y/N) Y  
 Acid Cleanup: (Y/N) Y

CAS NO.	COMPOUND	CONCENTRATION UNITS:	
		UG/KG (ug/L or ug/Kg)	Q
12674-11-2	Aroclor-1016	55	U
11104-28-2	Aroclor-1221	55	U
11141-16-5	Aroclor-1232	55	U
53469-21-9	Aroclor-1242	55	U
12672-29-6	Aroclor-1248	55	U
11097-69-1	Aroclor-1254	120	
11096-82-5	Aroclor-1260	55	U
37324-23-5	Aroclor-1262	55	U
11100-14-4	Aroclor-1268	55	U

PRELIMINARY

1H - FORM I ARO  
 AROCLOR ORGANICS ANALYSIS DATA SHEET

EPA SAMPLE NO.

E3NR0

Lab Name: MITKEM LABORATORIES Contract: EP-W-05-030  
 Lab Code: MITKEM Case No.: 38897 Mod. Ref No.:                      SDG No.: E3NN9  
 Matrix: (SOIL/SED/WATER) SOIL Lab Sample ID: H1635-20A  
 Sample wt/vol: 30.4 (g/mL) G Lab File ID: E3G6063F.D/E3G6063R.D  
 % Moisture: 38 Decanted: (Y/N) N Date Received: 08/25/2009  
 Extraction: (Type) SONC Date Extracted: 08/25/2009  
 Concentrated Extract Volume: 10000 (uL) Date Analyzed: 08/27/2009  
 Injection Volume: 1.0 (uL) GPC Factor: 1.00 Dilution Factor: 1.0  
 GPC Cleanup: (Y/N) N pH: 7.4 Sulfur Cleanup: (Y/N) Y  
 Acid Cleanup: (Y/N) Y

CAS NO.	COMPOUND	CONCENTRATION UNITS:	
		ug/L or ug/Kg	UG/KG
12674-11-2	Aroclor-1016	53	U
11104-28-2	Aroclor-1221	53	U
11141-16-5	Aroclor-1232	53	U
53469-21-9	Aroclor-1242	53	U
12672-29-6	Aroclor-1248	53	U
11097-69-1	Aroclor-1254	78	P
11096-82-5	Aroclor-1260	53	U
37324-23-5	Aroclor-1262	53	U
11100-14-4	Aroclor-1268	53	U

PRELIMINARY

10C - FORM X ARO  
 IDENTIFICATION SUMMARY  
 FOR MULTICOMPONENT ANALYTES

EPA SAMPLE NO.

E3NN9

Lab Name: MITKEM LABORATORIES Contract: EP-W-05-030  
 Lab Code: MITKEM Case No.: 38897 Mod. Ref No.: SDG No.: E3NN9  
 Lab Sample ID: H1635-01A Date(s) Analyzed: 08/26/2009 08/26/2009  
 Instrument ID (1): E3 Instrument ID (2): E3  
 GC Column(1): CLPPest ID: 0.53 (mm) GC Column(2): CLPPestII ID: 0.53 (MM)

ANALYTE	PEAK	RT	RT WINDOW		CONCENTRATION		%D
			FROM	TO	PEAK	MEAN	
Aroclor-1254	1	5.878	5.791	5.931	1006.7735	1020.882200	
	2	6.181	6.090	6.230	1038.3402		
COLUMN 1	3	6.708	6.615	6.755	1017.5330		
	4						
	5						
COLUMN 2	1	6.218	6.127	6.267	1002.1371	964.625118	5.8
	2	6.764	6.680	6.820	929.7358		
	3	7.045	6.956	7.096	962.0025		
	4						
	5						
Aroclor-1260	1	6.405	6.296	6.436	975.3043	456.395587	
COLUMN 1	2	7.529	7.434	7.574	178.2223		
	3	7.893	7.799	7.939	215.6602		
	4						
5							
COLUMN 2	1	7.737	7.649	7.789	956.9216	474.262469	3.9
	2	8.621	8.507	8.647	205.4981		
	3	9.107	9.020	9.160	260.3678		
	4						
	5						

At least 3 peaks for each column are required for identification of multicomponent analytes

**PRELIMINARY**

10C - FORM X ARO  
IDENTIFICATION SUMMARY  
FOR MULTICOMPONENT ANALYTES

EPA SAMPLE NO.

E3NN9DL

Lab Name: MITKEM LABORATORIES Contract: EP-W-05-030  
 Lab Code: MITKEM Case No.: 38897 Mod. Ref No.: SDG No.: E3NN9  
 Lab Sample ID: H1635-01ADL Date(s) Analyzed: 08/27/2009 08/27/2009  
 Instrument ID (1): E3 Instrument ID (2): E3  
 GC Column(1): CLPPest ID: 0.53 (mm) GC Column(2): CLPPestII ID: 0.53 (MM)

ANALYTE	PEAK	RT	RT WINDOW		CONCENTRATION		%D
			FROM	TO	PEAK	MEAN	
Aroclor-1254	1	5.871	5.791	5.931	1180.5497	1192.613294	
	2	6.172	6.090	6.230	1208.5897		
COLUMN 1	3	6.700	6.615	6.755	1188.7005		
	4						
	5						
COLUMN 2	1	6.213	6.127	6.267	1175.1689	1112.315585	7.2
	2	6.759	6.680	6.820	1052.3006		
	3	7.037	6.956	7.096	1109.4772		
	4						
	5						
Aroclor-1260	1	6.395	6.296	6.436	1021.6320	482.637631	
COLUMN 1	2	7.516	7.434	7.574	196.9085		
	3	7.881	7.799	7.939	229.3723		
	4						
5							
COLUMN 2	1	7.730	7.649	7.789	1115.4802	543.633803	12.6
	2	8.591	8.507	8.647	244.9678		
	3	9.099	9.020	9.160	270.4534		
	4						
	5						

At least 3 peaks for each column are required for identification of multicomponent analytes

**PRELIMINARY**

10C - FORM X ARO  
IDENTIFICATION SUMMARY  
FOR MULTICOMPONENT ANALYTES

EPA SAMPLE NO.

E3NN9MS

Lab Name: MITKEM LABORATORIES Contract: EP-W-05-030  
 Lab Code: MITKEM Case No.: 38897 Mod. Ref No.: SDG No.: E3NN9  
 Lab Sample ID: H1635-01AMS Date(s) Analyzed: 08/26/2009 08/26/2009  
 Instrument ID (1): E3 Instrument ID (2): E3  
 GC Column(1): CLPPest ID: 0.53 (mm) GC Column(2): CLPPestII ID: 0.53 (MM)

ANALYTE	PEAK	RT	RT WINDOW		CONCENTRATION		%D
			FROM	TO	PEAK	MEAN	
Aroclor-1016	1	4.403	4.327	4.467	235.4618	318.930413	
	2	4.518	4.442	4.582	206.1966		
	3	4.870	4.795	4.935	515.1329		
	4						
	5						
COLUMN 1	1	4.944	4.870	5.010	222.0342	310.058725	2.9
	2	5.182	5.107	5.247	210.6517		
	3	5.548	5.472	5.612	497.4902		
	4						
	5						
COLUMN 2	1	5.878	5.791	5.931	922.0097	985.034242	
	2	6.180	6.090	6.230	964.8924		
	3	6.707	6.615	6.755	1068.2006		
	4						
	5						
Aroclor-1254	1	6.218	6.127	6.267	893.4860	849.843332	15.9
	2	6.764	6.680	6.820	809.6109		
	3	7.044	6.956	7.096	846.4331		
	4						
	5						
COLUMN 2	1	6.402	6.296	6.436	892.0232	522.055989	
	2	7.527	7.434	7.574	315.8780		
	3	7.891	7.799	7.939	358.2668		
	4						
	5						
Aroclor-1260	1	7.736	7.649	7.789	967.1698	562.494813	7.7
	2	8.596	8.507	8.647	372.4904		
	3	9.108	9.020	9.160	347.8243		
	4						
	5						
COLUMN 1	1	7.736	7.649	7.789	967.1698	562.494813	7.7
	2	8.596	8.507	8.647	372.4904		
	3	9.108	9.020	9.160	347.8243		
	4						
	5						

At least 3 peaks for each column are required for identification of multicomponent analytes

**PRELIMINARY**

10C - FORM X ARO  
IDENTIFICATION SUMMARY  
FOR MULTICOMPONENT ANALYTES

EPA SAMPLE NO.

E3NN9MSD

Lab Name: MITKEM LABORATORIES Contract: EP-W-05-030  
 Lab Code: MITKEM Case No.: 38897 Mod. Ref No.: SDG No.: E3NN9  
 Lab Sample ID: H1635-01AMSD Date(s) Analyzed: 08/26/2009 08/26/2009  
 Instrument ID (1): E3 Instrument ID (2): E3  
 GC Column(1): CLPPest ID: 0.53 (mm) GC Column(2): CLPPestII ID: 0.53 (MM)

ANALYTE	PEAK	RT	RT WINDOW		CONCENTRATION		%D
			FROM	TO	PEAK	MEAN	
Aroclor-1016	1	4.405	4.327	4.467	222.5105	297.010586	
	2	4.519	4.442	4.582	180.1468		
COLUMN 1	3	4.872	4.795	4.935	488.3744		
	4						
	5						
COLUMN 2	1	4.946	4.870	5.010	218.1824		
	2	5.184	5.107	5.247	198.9920		
	3	5.550	5.472	5.612	484.5800		
	4						
	5						
Aroclor-1254	1	5.879	5.791	5.931	897.1383	951.676421	
	2	6.182	6.090	6.230	927.1170		
COLUMN 1	3	6.709	6.615	6.755	1030.7740		
	4						
	5						
COLUMN 2	1	6.220	6.127	6.267	893.6831		
	2	6.767	6.680	6.820	795.4255		
	3	7.005	6.956	7.096	587.0778		
	4						
	5						
Aroclor-1260	1	6.405	6.296	6.436	861.0590	505.073688	
	2	7.529	7.434	7.574	295.9689		
COLUMN 1	3	7.893	7.799	7.939	358.1932		
	4						
	5						
COLUMN 2	1	7.738	7.649	7.789	945.1453		
	2	8.597	8.507	8.647	414.3399		
	3	9.110	9.020	9.160	339.4417		
	4						
	5						
					566.308951	12.1	

At least 3 peaks for each column are required for identification of multicomponent analytes

**PRELIMINARY**



10C - FORM X ARO  
IDENTIFICATION SUMMARY  
FOR MULTICOMPONENT ANALYTES

EPA SAMPLE NO.

E3NP3

Lab Name: MITKEM LABORATORIES Contract: EP-W-05-030  
 Lab Code: MITKEM Case No.: 38897 Mod. Ref No.: SDG No.: E3NN9  
 Lab Sample ID: H1635-04A Date(s) Analyzed: 08/27/2009 08/27/2009  
 Instrument ID (1): E3 Instrument ID (2): E3  
 GC Column(1): CLPPest ID: 0.53 (mm) GC Column(2): CLPPestII ID: 0.53 (MM)

ANALYTE	PEAK	RT	RT WINDOW		CONCENTRATION		%D
			FROM	TO	PEAK	MEAN	
Aroclor-1248	1	4.690	4.603	4.743	2171.7817	2624.792825	
	2	5.289	5.197	5.337	2686.5301		
COLUMN 1	3	5.481	5.389	5.529	3016.0667		
	4						
	5						
COLUMN 2	1	5.683	5.597	5.737	2368.8298	2601.735611	0.9
	2	6.013	5.922	6.062	2642.0872		
	3	6.277	6.188	6.328	2794.2898		
	4						
	5						
Aroclor-1254	1	5.879	5.791	5.931	1468.4980	1427.471226	
	2	6.183	6.090	6.230	1440.2388		
COLUMN 1	3	6.732	6.615	6.755	1373.6768		
	4						
	5						
COLUMN 2	1	6.230	6.127	6.267	1608.2956	1383.835076	3.2
	2	6.770	6.680	6.820	1232.2452		
	3	7.049	6.956	7.096	1310.9645		
	4						
	5						
Aroclor-1260	1	6.412	6.296	6.436	6578.9063	2410.895551	
	2	7.530	7.434	7.574	301.2037		
COLUMN 1	3	7.894	7.799	7.939	352.5766		
	4						
	5						
COLUMN 2	1	7.735	7.649	7.789	1453.7862	698.660850	245.1
	2	8.602	8.507	8.647	292.8745		
	3	9.112	9.020	9.160	349.3218		
	4						
	5						

At least 3 peaks for each column are required for identification of multicomponent analytes

**PRELIMINARY**  
SOM01.2 (6/2007)

10C - FORM X ARO  
 IDENTIFICATION SUMMARY  
 FOR MULTICOMPONENT ANALYTES

EPA SAMPLE NO.

E3NP3DL

Lab Name: MITKEM LABORATORIES Contract: EP-W-05-030  
 Lab Code: MITKEM Case No.: 38897 Mod. Ref No.: SDG No.: E3NN9  
 Lab Sample ID: H1635-04ADL Date(s) Analyzed: 08/27/2009 08/27/2009  
 Instrument ID (1): E3 Instrument ID (2): E3  
 GC Column(1): CLPPest ID: 0.53 (mm) GC Column(2): CLPPestII ID: 0.53 (MM)

ANALYTE	PEAK	RT	RT WINDOW		CONCENTRATION		%D
			FROM	TO	PEAK	MEAN	
Aroclor-1248	1	4.682	4.603	4.743	2869.0313	3243.406585	
	2	5.280	5.197	5.337	3252.4391		
COLUMN 1	3	5.470	5.389	5.529	3608.7493		
	4						
	5						
COLUMN 2	1	5.678	5.597	5.737	2853.1200	3077.494938	5.4
	2	6.003	5.922	6.062	3283.8061		
	3	6.270	6.188	6.328	3095.5587		
	4						
	5						
Aroclor-1254	1	5.870	5.791	5.931	1728.1697	1570.386595	
	2	6.173	6.090	6.230	1626.5035		
COLUMN 1	3	6.718	6.615	6.755	1356.4866		
	4						
	5						
COLUMN 2	1	6.214	6.127	6.267	1810.9936	1600.861862	1.9
	2	6.762	6.680	6.820	1445.0070		
	3	7.038	6.956	7.096	1546.5849		
	4						
	5						
Aroclor-1260	1	6.402	6.296	6.436	7104.6961	2593.519820	
	2	7.514	7.434	7.574	319.3604		
COLUMN 1	3	7.879	7.799	7.939	356.5030		
	4						
	5						
COLUMN 2	1	7.725	7.649	7.789	1539.2649	781.135550	232.0
	2	8.582	8.507	8.647	474.3226		
	3	9.099	9.020	9.160	329.8192		
	4						
	5						

At least 3 peaks for each column are required for identification of multicomponent analytes

**PRELIMINARY**

SOM01.2 (6/2007)

10C - FORM X ARO  
IDENTIFICATION SUMMARY  
FOR MULTICOMPONENT ANALYTES

EPA SAMPLE NO.

E3NP4

Lab Name: MITKEM LABORATORIES Contract: EP-W-05-030  
 Lab Code: MITKEM Case No.: 38897 Mod. Ref No.: SDG No.: E3NN9  
 Lab Sample ID: H1635-05A Date(s) Analyzed: 08/27/2009 08/27/2009  
 Instrument ID (1): E3 Instrument ID (2): E3  
 GC Column(1): CLPPest ID: 0.53 (mm) GC Column(2): CLPPestII ID: 0.53 (MM)

ANALYTE	PEAK	RT	RT WINDOW		CONCENTRATION		%D
			FROM	TO	PEAK	MEAN	
Aroclor-1248	1	4.691	4.603	4.743	2200.8899	2638.148234	
	2	5.291	5.197	5.337	2632.0185		
COLUMN 1	3	5.481	5.389	5.529	3081.5363		
	4						
	5						
COLUMN 2	1	5.685	5.597	5.737	2347.9407	2628.057732	0.4
	2	6.014	5.922	6.062	2717.2899		
	3	6.277	6.188	6.328	2818.9425		
	4						
	5						
Aroclor-1254	1	5.881	5.791	5.931	1635.1038	1597.900974	
	2	6.185	6.090	6.230	1552.3976		
COLUMN 1	3	6.735	6.615	6.755	1606.2015		
	4						
	5						
COLUMN 2	1	6.226	6.127	6.267	1874.0922	1585.053287	0.8
	2	6.772	6.680	6.820	1401.7748		
	3	7.051	6.956	7.096	1479.2928		
	4						
	5						
Aroclor-1260	1	6.320	6.296	6.436	61.3720	276.664865	
	2	7.534	7.434	7.574	349.5840		
COLUMN 1	3	7.898	7.799	7.939	419.0385		
	4						
	5						
COLUMN 2	1	7.737	7.649	7.789	1784.3529	905.336242	227.2
	2	8.600	8.507	8.647	511.6034		
	3	9.115	9.020	9.160	420.0525		
	4						
	5						

At least 3 peaks for each column are required for identification of multicomponent analytes

**PRELIMINARY**

10C - FORM X ARO  
IDENTIFICATION SUMMARY  
FOR MULTICOMPONENT ANALYTES

EPA SAMPLE NO.

E3NP4DL

Lab Name: MITKEM LABORATORIES Contract: EP-W-05-030  
 Lab Code: MITKEM Case No.: 38897 Mod. Ref No.: SDG No.: E3NN9  
 Lab Sample ID: H1635-05ADL Date(s) Analyzed: 08/27/2009 08/27/2009  
 Instrument ID (1): E3 Instrument ID (2): E3  
 GC Column(1): CLPPest ID: 0.53 (mm) GC Column(2): CLPPestII ID: 0.53 (MM)

ANALYTE	PEAK	RT	RT WINDOW		CONCENTRATION		%D
			FROM	TO	PEAK	MEAN	
Aroclor-1248	1	4.682	4.603	4.743	3128.1022	3706.659946	
	2	5.278	5.197	5.337	3662.6202		
COLUMN 1	3	5.468	5.389	5.529	4329.2575		
	4						
	5						
COLUMN 2	1	5.676	5.597	5.737	3170.4887	3500.429237	5.9
	2	6.002	5.922	6.062	3784.1877		
	3	6.268	6.188	6.328	3546.6113		
	4						
	5						
Aroclor-1254	1	5.868	5.791	5.931	2255.8731	2102.577912	
	2	6.171	6.090	6.230	2123.5466		
COLUMN 1	3	6.718	6.615	6.755	1928.3141		
	4						
	5						
COLUMN 2	1	6.212	6.127	6.267	2382.2455	2075.201506	1.3
	2	6.759	6.680	6.820	1872.3471		
	3	7.037	6.956	7.096	1971.0120		
	4						
	5						
Aroclor-1260	1	6.400	6.296	6.436	16344.0549	5763.785940	
	2	7.513	7.434	7.574	437.5467		
COLUMN 1	3	7.878	7.799	7.939	509.7563		
	4						
	5						
COLUMN 2	1	7.723	7.649	7.789	2158.7123	1034.901172	456.9
	2	8.585	8.507	8.647	471.4389		
	3	9.097	9.020	9.160	474.5523		
	4						
	5						

At least 3 peaks for each column are required for identification of multicomponent analytes

**PRELIMINARY**

10C - FORM X ARO  
IDENTIFICATION SUMMARY  
FOR MULTICOMPONENT ANALYTES

EPA SAMPLE NO.

E3NP5

Lab Name: MITKEM LABORATORIES Contract: EP-W-05-030  
 Lab Code: MITKEM Case No.: 38897 Mod. Ref No.: SDG No.: E3NN9  
 Lab Sample ID: H1635-06A Date(s) Analyzed: 08/27/2009 08/27/2009  
 Instrument ID (1): E3 Instrument ID (2): E3  
 GC Column(1): CLPPest ID: 0.53 (mm) GC Column(2): CLPPestII ID: 0.53 (MM)

ANALYTE	PEAK	RT	RT WINDOW		CONCENTRATION		%D	
			FROM	TO	PEAK	MEAN		
Aroclor-1248	1	4.682	4.603	4.743	5554.8053	6917.952205		
	2	5.280	5.197	5.337	7083.1439			
	COLUMN 1	3	5.469	5.389	5.529			8115.9074
		4						
		5						
	COLUMN 2	1	5.676	5.597	5.737			6237.0647
		2	6.003	5.922	6.062			7264.3047
		3	6.269	6.188	6.328			7023.4154
		4						
		5						
Aroclor-1254	1	5.870	5.791	5.931	4113.2859	3770.333513		
	2	6.173	6.090	6.230	4180.2780			
	COLUMN 1	3	6.702	6.615	6.755			3017.4367
		4						
		5						
	COLUMN 2	1	6.209	6.127	6.267			3789.5483
		2	6.760	6.680	6.820			3737.8146
		3	7.038	6.956	7.096			3984.8187
		4						
		5						
Aroclor-1260	1	6.402	6.296	6.436	12687.8398	4740.331646		
	2	7.517	7.434	7.574	692.3159			
	COLUMN 1	3	7.881	7.799	7.939			840.8392
		4						
		5						
	COLUMN 2	1	7.727	7.649	7.789			3303.9525
		2	8.588	8.507	8.647			706.9425
		3	9.102	9.020	9.160			799.1642
		4						
		5						
					1603.353063	195.7		

At least 3 peaks for each column are required for identification of multicomponent analytes

**PRELIMINARY**

10C - FORM X ARO  
 IDENTIFICATION SUMMARY  
 FOR MULTICOMPONENT ANALYTES

EPA SAMPLE NO.

E3NP5DL

Lab Name: MITKEM LABORATORIES Contract: EP-W-05-030  
 Lab Code: MITKEM Case No.: 38897 Mod. Ref No.: SDG No.: E3NN9  
 Lab Sample ID: H1635-06ADL Date(s) Analyzed: 08/27/2009 08/27/2009  
 Instrument ID (1): E3 Instrument ID (2): E3  
 GC Column(1): CLPPest ID: 0.53 (mm) GC Column(2): CLPPestII ID: 0.53 (MM)

ANALYTE	PEAK	RT	RT WINDOW		CONCENTRATION		%D
			FROM	TO	PEAK	MEAN	
Aroclor-1248	1	4.682	4.603	4.743	8530.4179		
	2	5.279	5.197	5.337	9246.0227		
COLUMN 1	3	5.468	5.389	5.529	10720.0465		
	4						
	5					9498.829054	
COLUMN 2	1	5.677	5.597	5.737	8162.4800		
	2	6.003	5.922	6.062	9664.0673		
	3	6.270	6.188	6.328	8729.5179		
	4						
	5					8852.021744	7.3
Aroclor-1254	1	5.871	5.791	5.931	5289.4449		
	2	6.172	6.090	6.230	5261.4749		
COLUMN 1	3	6.700	6.615	6.755	3735.8666		
	4						
	5					4762.262113	
COLUMN 2	1	6.208	6.127	6.267	4853.3224		
	2	6.760	6.680	6.820	4815.1374		
	3	7.037	6.956	7.096	5183.9745		
	4						
	5					4950.811435	4.0
Aroclor-1260	1	6.401	6.296	6.436	14527.0161		
	2	7.513	7.434	7.574	820.2757		
COLUMN 1	3	7.878	7.799	7.939	957.4345		
	4						
	5					5434.908762	
COLUMN 2	1	7.727	7.649	7.789	3809.6665		
	2	8.582	8.507	8.647	1183.2387		
	3	9.100	9.020	9.160	857.1769		
	4						
	5					1950.027348	178.7

At least 3 peaks for each column are required for identification of multicomponent analytes

**PRELIMINARY**

10C - FORM X ARO  
 IDENTIFICATION SUMMARY  
 FOR MULTICOMPONENT ANALYTES

EPA SAMPLE NO.

E3NP6

Lab Name: MITKEM LABORATORIES Contract: EP-W-05-030  
 Lab Code: MITKEM Case No.: 38897 Mod. Ref No.: SDG No.: E3NN9  
 Lab Sample ID: H1635-07A Date(s) Analyzed: 08/27/2009 08/27/2009  
 Instrument ID (1): E3 Instrument ID (2): E3  
 GC Column(1): CLPPest ID: 0.53 (mm) GC Column(2): CLPPestII ID: 0.53 (MM)

ANALYTE	PEAK	RT	RT WINDOW		CONCENTRATION		%D
			FROM	TO	PEAK	MEAN	
Aroclor-1248	1	4.679	4.603	4.743	2235.6419	2870.010298	
	2	5.273	5.197	5.337	2578.4877		
COLUMN 1	3	5.465	5.389	5.529	3795.9013		
	4						
	5						
COLUMN 2	1	5.675	5.597	5.737	2096.1827		
	2	6.001	5.922	6.062	2934.3468		
	3	6.269	6.188	6.328	2621.0657		
	4						
	5						
Aroclor-1254	1	5.870	5.791	5.931	2281.2376	2722.491873	
	2	6.171	6.090	6.230	2430.4149		
COLUMN 1	3	6.722	6.615	6.755	3455.8231		
	4						
	5						
COLUMN 2	1	6.207	6.127	6.267	1957.5038		
	2	6.758	6.680	6.820	2038.2035		
	3	7.036	6.956	7.096	2166.3579		
	4						
	5						
Aroclor-1260	1	6.391	6.296	6.436	1428.1021	755.394683	
	2	7.515	7.434	7.574	371.3801		
COLUMN 1	3	7.879	7.799	7.939	466.7018		
	4						
	5						
COLUMN 2	1	7.722	7.649	7.789	3645.9059		
	2	8.585	8.507	8.647	436.6375		
	3	9.100	9.020	9.160	431.1604		
	4						
	5						
					1504.567920	99.2	

At least 3 peaks for each column are required for identification of multicomponent analytes

PRELIMINARY

10C - FORM X ARO  
 IDENTIFICATION SUMMARY  
 FOR MULTICOMPONENT ANALYTES

EPA SAMPLE NO.

E3NP6DL

Lab Name: MITKEM LABORATORIES Contract: EP-W-05-030  
 Lab Code: MITKEM Case No.: 38897 Mod. Ref No.: SDG No.: E3NN9  
 Lab Sample ID: H1635-07ADL Date(s) Analyzed: 08/27/2009 08/27/2009  
 Instrument ID (1): E3 Instrument ID (2): E3  
 GC Column(1): CLPPest ID: 0.53 (mm) GC Column(2): CLPPestII ID: 0.53 (MM)

ANALYTE	PEAK	RT	RT WINDOW		CONCENTRATION		%D
			FROM	TO	PEAK	MEAN	
Aroclor-1248	1	4.679	4.603	4.743	3247.9907	3849.320123	
	2	5.277	5.197	5.337	3332.1068		
	3	5.464	5.389	5.529	4967.8628		
	4						
	5						
COLUMN 1	1	5.678	5.597	5.737	2746.4068	3340.654324	15.2
	2	6.002	5.922	6.062	3941.1825		
	3	6.272	6.188	6.328	3334.3737		
	4						
	5						
COLUMN 2	1	5.871	5.791	5.931	2821.2151	3060.957969	
	2	6.171	6.090	6.230	2946.2498		
	3	6.718	6.615	6.755	3415.4090		
	4						
	5						
Aroclor-1254	1	6.207	6.127	6.267	2654.7207	2769.077451	10.5
	2	6.760	6.680	6.820	2706.0081		
	3	7.037	6.956	7.096	2946.5036		
	4						
	5						
COLUMN 1	1	6.379	6.296	6.436	1743.2356	908.773066	
	2	7.512	7.434	7.574	420.9320		
	3	7.876	7.799	7.939	562.1516		
	4						
	5						
COLUMN 2	1	7.723	7.649	7.789	3775.4249	1584.125781	74.3
	2	8.584	8.507	8.647	501.7934		
	3	9.099	9.020	9.160	475.1591		
	4						
	5						
Aroclor-1260	1	6.379	6.296	6.436	1743.2356	908.773066	
	2	7.512	7.434	7.574	420.9320		
	3	7.876	7.799	7.939	562.1516		
	4						
	5						
COLUMN 1	1	7.723	7.649	7.789	3775.4249	1584.125781	74.3
	2	8.584	8.507	8.647	501.7934		
	3	9.099	9.020	9.160	475.1591		
	4						
	5						
COLUMN 2	1	7.723	7.649	7.789	3775.4249	1584.125781	74.3
	2	8.584	8.507	8.647	501.7934		
	3	9.099	9.020	9.160	475.1591		
	4						
	5						

At least 3 peaks for each column are required for identification of multicomponent analytes

PRELIMINARY



10C - FORM X ARO  
IDENTIFICATION SUMMARY  
FOR MULTICOMPONENT ANALYTES

EPA SAMPLE NO.

E3NP7

Lab Name: MITKEM LABORATORIES Contract: EP-W-05-030  
 Lab Code: MITKEM Case No.: 38897 Mod. Ref No.: SDG No.: E3NN9  
 Lab Sample ID: H1635-08A Date(s) Analyzed: 08/27/2009 08/27/2009  
 Instrument ID (1): E3 Instrument ID (2): E3  
 GC Column(1): CLPPest ID: 0.53 (mm) GC Column(2): CLPPestII ID: 0.53 (MM)

ANALYTE	PEAK	RT	RT WINDOW		CONCENTRATION		%D
			FROM	TO	PEAK	MEAN	
Aroclor-1254	1	5.883	5.791	5.931	409.8388	420.007228	
	2	6.187	6.090	6.230	436.8631		
	3	6.713	6.615	6.755	413.3198		
COLUMN 1	4						
	5						
COLUMN 2	1	6.233	6.127	6.267	453.2030	389.611432	7.8
	2	6.772	6.680	6.820	351.6449		
	3	7.052	6.956	7.096	363.9864		
	4						
	5						
Aroclor-1260	1	6.407	6.296	6.436	325.0285	162.440301	
	2	7.532	7.434	7.574	73.4024		
	3	7.898	7.799	7.939	88.8899		
COLUMN 1	4						
	5						
COLUMN 2	1	7.744	7.649	7.789	368.6252	296.046403	82.2
	2	8.555	8.507	8.647	416.9019		
	3	9.115	9.020	9.160	102.6121		
	4						
	5						

At least 3 peaks for each column are required for identification of multicomponent analytes

**PRELIMINARY**

10C - FORM X ARO  
IDENTIFICATION SUMMARY  
FOR MULTICOMPONENT ANALYTES

EPA SAMPLE NO.

E3NP9

Lab Name: MITKEM LABORATORIES Contract: EP-W-05-030  
 Lab Code: MITKEM Case No.: 38897 Mod. Ref No.: SDG No.: E3NN9  
 Lab Sample ID: H1635-10A Date(s) Analyzed: 08/27/2009 08/27/2009  
 Instrument ID (1): E3 Instrument ID (2): E3  
 GC Column(1): CLPPest ID: 0.53 (mm) GC Column(2): CLPPestII ID: 0.53 (MM)

ANALYTE	PEAK	RT	RT WINDOW		CONCENTRATION		%D
			FROM	TO	PEAK	MEAN	
Aroclor-1254	1	5.887	5.791	5.931	2370.9984	2477.424507	
	2	6.190	6.090	6.230	2572.3181		
COLUMN 1	3	6.718	6.615	6.755	2488.9570		
	4						
	5						
COLUMN 2	1	6.225	6.127	6.267	2136.3635	1869.623094	32.5
	2	6.776	6.680	6.820	2105.4139		
	3	7.012	6.956	7.096	1367.0919		
	4						
	5						
Aroclor-1260	1	6.325	6.296	6.436	237.1637	474.795249	
	2	7.541	7.434	7.574	529.9113		
COLUMN 1	3	7.903	7.799	7.939	657.3108		
	4						
	5						
COLUMN 2	1	7.747	7.649	7.789	2136.5146	1068.125962	125.0
	2	8.611	8.507	8.647	491.5565		
	3	9.122	9.020	9.160	576.3068		
	4						
	5						

At least 3 peaks for each column are required for identification of multicomponent analytes

10C - FORM X ARO  
 IDENTIFICATION SUMMARY  
 FOR MULTICOMPONENT ANALYTES

EPA SAMPLE NO.

E3NP9DL

Lab Name: MITKEM LABORATORIES Contract: EP-W-05-030  
 Lab Code: MITKEM Case No.: 38897 Mod. Ref No.: SDG No.: E3NN9  
 Lab Sample ID: H1635-10ADL Date(s) Analyzed: 08/27/2009 08/27/2009  
 Instrument ID (1): E3 Instrument ID (2): E3  
 GC Column(1): CLPPest ID: 0.53 (mm) GC Column(2): CLPPestII ID: 0.53 (MM)

ANALYTE	PEAK	RT	RT WINDOW		CONCENTRATION		%D
			FROM	TO	PEAK	MEAN	
Aroclor-1254	1	5.870	5.791	5.931	2973.1341	3053.771210	
	2	6.170	6.090	6.230	3123.5851		
COLUMN 1	3	6.697	6.615	6.755	3064.5944		
	4						
	5						
COLUMN 2	1	6.208	6.127	6.267	2755.9242	2807.928875	8.8
	2	6.760	6.680	6.820	2709.9499		
	3	7.037	6.956	7.096	2957.9125		
	4						
	5						
Aroclor-1260	1	6.379	6.296	6.436	2143.8230	1155.027875	
	2	7.513	7.434	7.574	584.7647		
COLUMN 1	3	7.878	7.799	7.939	736.4960		
	4						
	5						
COLUMN 2	1	7.728	7.649	7.789	2878.0197	1718.053083	48.7
	2	8.557	8.507	8.647	1598.8978		
	3	9.100	9.020	9.160	677.2418		
	4						
	5						

At least 3 peaks for each column are required for identification of multicomponent analytes

PRELIMINARY

10C - FORM X ARO  
IDENTIFICATION SUMMARY  
FOR MULTICOMPONENT ANALYTES

EPA SAMPLE NO.

E3NQ0

Lab Name: MITKEM LABORATORIES Contract: EP-W-05-030  
 Lab Code: MITKEM Case No.: 38897 Mod. Ref No.: SDG No.: E3NN9  
 Lab Sample ID: H1635-11A Date(s) Analyzed: 08/27/2009 08/27/2009  
 Instrument ID (1): E3 Instrument ID (2): E3  
 GC Column(1): CLPPest ID: 0.53 (mm) GC Column(2): CLPPestII ID: 0.53 (MM)

ANALYTE	PEAK	RT	RT WINDOW		CONCENTRATION		%D
			FROM	TO	PEAK	MEAN	
Aroclor-1254	1	5.888	5.791	5.931	1910.1505	2057.700877	
	2	6.191	6.090	6.230	2092.1273		
COLUMN 1	3	6.718	6.615	6.755	2170.8248		
	4						
	5						
COLUMN 2	1	6.226	6.127	6.267	1782.4583	1768.725200	16.3
	2	6.776	6.680	6.820	1697.4080		
	3	7.056	6.956	7.096	1826.3093		
	4						
	5						
Aroclor-1260	1	6.402	6.296	6.436	1469.7064	848.496077	
	2	7.542	7.434	7.574	478.3395		
COLUMN 1	3	7.904	7.799	7.939	597.4423		
	4						
	5						
COLUMN 2	1	7.747	7.649	7.789	1881.9440	1060.962213	25.0
	2	8.606	8.507	8.647	793.7941		
	3	9.123	9.020	9.160	507.1485		
	4						
	5						

At least 3 peaks for each column are required for identification of multicomponent analytes

**PRELIMINARY**

10C - FORM X ARO  
IDENTIFICATION SUMMARY  
FOR MULTICOMPONENT ANALYTES

EPA SAMPLE NO.

E3N00DL

Lab Name: MITKEM LABORATORIES Contract: EP-W-05-030  
 Lab Code: MITKEM Case No.: 38897 Mod. Ref No.: SDG No.: E3NN9  
 Lab Sample ID: H1635-11ADL Date(s) Analyzed: 08/27/2009 08/27/2009  
 Instrument ID (1): E3 Instrument ID (2): E3  
 GC Column(1): CLPPest ID: 0.53 (mm) GC Column(2): CLPPestII ID: 0.53 (MM)

ANALYTE	PEAK	RT	RT WINDOW		CONCENTRATION		%D
			FROM	TO	PEAK	MEAN	
Aroclor-1254	1	5.871	5.791	5.931	2383.4285	2541.283815	
	2	6.172	6.090	6.230	2556.9949		
COLUMN 1	3	6.697	6.615	6.755	2683.4281		
	4						
	5						
COLUMN 2	1	6.209	6.127	6.267	2364.7001	2350.258444	8.1
	2	6.761	6.680	6.820	2234.9830		
	3	7.038	6.956	7.096	2451.0923		
	4						
	5						
Aroclor-1260	1	6.378	6.296	6.436	1818.9964	1016.691765	
	2	7.514	7.434	7.574	538.8592		
COLUMN 1	3	7.879	7.799	7.939	692.2198		
	4						
	5						
COLUMN 2	1	7.729	7.649	7.789	2459.2054	1237.564465	21.7
	2	8.586	8.507	8.647	632.4313		
	3	9.102	9.020	9.160	621.0567		
	4						
	5						

At least 3 peaks for each column are required for identification of multicomponent analytes

**PRELIMINARY**

10C - FORM X ARO  
 IDENTIFICATION SUMMARY  
 FOR MULTICOMPONENT ANALYTES

EPA SAMPLE NO.

E3NQ1

Lab Name: MITKEM LABORATORIES Contract: EP-W-05-030  
 Lab Code: MITKEM Case No.: 38897 Mod. Ref No.: SDG No.: E3NN9  
 Lab Sample ID: H1635-12A Date(s) Analyzed: 08/27/2009 08/27/2009  
 Instrument ID (1): E3 Instrument ID (2): E3  
 GC Column(1): CLPPest ID: 0.53 (mm) GC Column(2): CLPPestII ID: 0.53 (MM)

ANALYTE	PEAK	RT	RT WINDOW		CONCENTRATION		%D
			FROM	TO	PEAK	MEAN	
Aroclor-1254	1	5.890	5.791	5.931	1450.3627	1679.666934	
	2	6.193	6.090	6.230	1581.1615		
COLUMN 1	3	6.742	6.615	6.755	2007.4766		
	4						
	5						
COLUMN 2	1	6.229	6.127	6.267	1402.7092		
	2	6.777	6.680	6.820	1309.5662		
	3	7.058	6.956	7.096	1408.0867		
	4						
	5						
1373.454036	22.3						
Aroclor-1260	1	6.328	6.296	6.436	113.7292	186.238868	
	2	7.465	7.434	7.574	40.4651		
COLUMN 1	3	7.908	7.799	7.939	404.5223		
	4						
	5						
COLUMN 2	1	7.746	7.649	7.789	2045.5773		
	2	8.610	8.507	8.647	612.5005		
	3	9.125	9.020	9.160	391.6201		
	4						
	5						
1016.565950	445.8						

At least 3 peaks for each column are required for identification of multicomponent analytes

PRELIMINARY

10C - FORM X ARO  
 IDENTIFICATION SUMMARY  
 FOR MULTICOMPONENT ANALYTES

EPA SAMPLE NO.

E3NQ1DL

Lab Name: MITKEM LABORATORIES Contract: EP-W-05-030  
 Lab Code: MITKEM Case No.: 38897 Mod. Ref No.: SDG No.: E3NN9  
 Lab Sample ID: H1635-12ADL Date(s) Analyzed: 08/27/2009 08/27/2009  
 Instrument ID (1): E3 Instrument ID (2): E3  
 GC Column(1): CLPPest ID: 0.53 (mm) GC Column(2): CLPPestII ID: 0.53 (MM)

ANALYTE	PEAK	RT	RT WINDOW		CONCENTRATION		%D
			FROM	TO	PEAK	MEAN	
Aroclor-1254	1	5.870	5.791	5.931	1841.1474	2071.928140	
	2	6.172	6.090	6.230	1980.1573		
COLUMN 1	3	6.717	6.615	6.755	2394.4798		
	4						
	5						
COLUMN 2	1	6.210	6.127	6.267	1808.1741	1772.204912	16.9
	2	6.759	6.680	6.820	1671.7047		
	3	7.037	6.956	7.096	1836.7360		
	4						
	5						
Aroclor-1260	1	6.393	6.296	6.436	1571.6405	810.231316	
	2	7.514	7.434	7.574	378.1812		
COLUMN 1	3	7.879	7.799	7.939	480.8722		
	4						
	5						
COLUMN 2	1	7.725	7.649	7.789	2567.0082	1155.176918	42.6
	2	8.587	8.507	8.647	447.9779		
	3	9.099	9.020	9.160	450.5447		
	4						
	5						

At least 3 peaks for each column are required for identification of multicomponent analytes

**PRELIMINARY**

10C - FORM X ARO  
IDENTIFICATION SUMMARY  
FOR MULTICOMPONENT ANALYTES

EPA SAMPLE NO.

E3NQ2

Lab Name: MITKEM LABORATORIES Contract: EP-W-05-030  
 Lab Code: MITKEM Case No.: 38897 Mod. Ref No.: SDG No.: E3NN9  
 Lab Sample ID: H1635-13A Date(s) Analyzed: 08/27/2009 08/27/2009  
 Instrument ID (1): E3 Instrument ID (2): E3  
 GC Column(1): CLPPest ID: 0.53 (mm) GC Column(2): CLPPestII ID: 0.53 (MM)

ANALYTE	PEAK	RT	RT WINDOW		CONCENTRATION		%D
			FROM	TO	PEAK	MEAN	
Aroclor-1254	1	5.890	5.791	5.931	633.0791	380.009186	
	2	6.133	6.090	6.230	317.3370		
COLUMN 1	3	6.672	6.615	6.755	189.6114		
	4						
	5						
COLUMN 2	1	6.157	6.127	6.267	101.5799	305.768361	24.3
	2	6.777	6.680	6.820	519.1557		
	3	7.017	6.956	7.096	296.5694		
	4						
	5						
Aroclor-1260	1	6.329	6.296	6.436	59.3724	92.556432	
	2	7.543	7.434	7.574	99.7892		
COLUMN 1	3	7.910	7.799	7.939	118.5077		
	4						
	5						
COLUMN 2	1	7.754	7.649	7.789	517.3369	388.324220	319.6
	2	8.602	8.507	8.647	472.9444		
	3	9.121	9.020	9.160	174.6913		
	4						
	5						

At least 3 peaks for each column are required for identification of multicomponent analytes

**PRELIMINARY**



10C - FORM X ARO  
 IDENTIFICATION SUMMARY  
 FOR MULTICOMPONENT ANALYTES

EPA SAMPLE NO.

E3NQ3

Lab Name: MITKEM LABORATORIES Contract: EP-W-05-030  
 Lab Code: MITKEM Case No.: 38897 Mod. Ref No.: SDG No.: E3NN9  
 Lab Sample ID: H1635-14A Date(s) Analyzed: 08/27/2009 08/27/2009  
 Instrument ID (1): E3 Instrument ID (2): E3  
 GC Column(1): CLPPest ID: 0.53 (mm) GC Column(2): CLPPestII ID: 0.53 (MM)

ANALYTE	PEAK	RT	RT WINDOW		CONCENTRATION		%D
			FROM	TO	PEAK	MEAN	
Aroclor-1254	1	5.888	5.791	5.931	52.5571	38.830214	
	2	6.133	6.090	6.230	26.4152		
	3	6.668	6.615	6.755	37.5184		
COLUMN 1	4						
	5						
COLUMN 2	1	6.247	6.127	6.267	230.8385	103.491283	166.5
	2	6.770	6.680	6.820	37.8505		
	3	6.960	6.956	7.096	41.7848		
	4						
	5						

At least 3 peaks for each column are required for identification of multicomponent analytes

10C - FORM X ARO  
 IDENTIFICATION SUMMARY  
 FOR MULTICOMPONENT ANALYTES

EPA SAMPLE NO.

E3NQ4

Lab Name: MITKEM LABORATORIES Contract: EP-W-05-030  
 Lab Code: MITKEM Case No.: 38897 Mod. Ref No.: SDG No.: E3NN9  
 Lab Sample ID: H1635-15A Date(s) Analyzed: 08/27/2009 08/27/2009  
 Instrument ID (1): E3 Instrument ID (2): E3  
 GC Column(1): CLPPest ID: 0.53 (mm) GC Column(2): CLPPestII ID: 0.53 (MM)

ANALYTE	PEAK	RT	RT WINDOW		CONCENTRATION		%D
			FROM	TO	PEAK	MEAN	
Aroclor-1254	1	5.889	5.791	5.931	65.6433	41.288525	
	2	6.133	6.090	6.230	23.3228		
	3	6.668	6.615	6.755	34.8995		
COLUMN 1	4						
	5						
COLUMN 2	1	6.248	6.127	6.267	231.3043	97.445200	136.0
	2	6.772	6.680	6.820	50.1616		
	3	7.020	6.956	7.096	10.8697		
	4						
	5						

At least 3 peaks for each column are required for identification of multicomponent analytes

10C - FORM X ARO  
 IDENTIFICATION SUMMARY  
 FOR MULTICOMPONENT ANALYTES

EPA SAMPLE NO.

E3NQ7

Lab Name: MITKEM LABORATORIES Contract: EP-W-05-030  
 Lab Code: MITKEM Case No.: 38897 Mod. Ref No.: SDG No.: E3NN9  
 Lab Sample ID: H1635-17A Date(s) Analyzed: 08/27/2009 08/27/2009  
 Instrument ID (1): E3 Instrument ID (2): E3  
 GC Column(1): CLPPest ID: 0.53 (mm) GC Column(2): CLPPestII ID: 0.53 (MM)

ANALYTE	PEAK	RT	RT WINDOW		CONCENTRATION		%D
			FROM	TO	PEAK	MEAN	
Aroclor-1254	1	5.894	5.791	5.931	1414.4676	1531.193234	
	2	6.197	6.090	6.230	1592.4586		
COLUMN 1	3	6.726	6.615	6.755	1586.6534		
	4						
	5						
COLUMN 2	1	6.232	6.127	6.267	1322.1733		
	2	6.782	6.680	6.820	1281.3843		
	3	7.063	6.956	7.096	1430.8475		
	4						
	5						
Aroclor-1260	1	6.419	6.296	6.436	1211.9942	657.091057	
	2	7.549	7.434	7.574	334.3347		
COLUMN 1	3	7.913	7.799	7.939	424.9443		
	4						
	5						
COLUMN 2	1	7.756	7.649	7.789	1402.5634		
	2	8.621	8.507	8.647	330.4599		
	3	9.129	9.020	9.160	409.0046		
	4						
	5						
					714.009283	8.7	

At least 3 peaks for each column are required for identification of multicomponent analytes

**PRELIMINARY**

10C - FORM X ARO  
IDENTIFICATION SUMMARY  
FOR MULTICOMPONENT ANALYTES

EPA SAMPLE NO.

E3NQ7DL

Lab Name: MITKEM LABORATORIES Contract: EP-W-05-030  
 Lab Code: MITKEM Case No.: 38897 Mod. Ref No.: SDG No.: E3NN9  
 Lab Sample ID: H1635-17ADL Date(s) Analyzed: 08/27/2009 08/27/2009  
 Instrument ID (1): E3 Instrument ID (2): E3  
 GC Column(1): CLPPest ID: 0.53 (mm) GC Column(2): CLPPestII ID: 0.53 (MM)

ANALYTE	PEAK	RT	RT WINDOW		CONCENTRATION		%D
			FROM	TO	PEAK	MEAN	
Aroclor-1254	1	5.871	5.791	5.931	1656.6655	1782.584914	
	2	6.172	6.090	6.230	1844.8361		
COLUMN 1	3	6.698	6.615	6.755	1846.2532		
	4						
	5						
COLUMN 2	1	6.210	6.127	6.267	1502.0291	1535.306075	16.1
	2	6.760	6.680	6.820	1447.8703		
	3	7.037	6.956	7.096	1656.0188		
	4						
	5						
Aroclor-1260	1	6.386	6.296	6.436	1316.9292	712.246020	
	2	7.514	7.434	7.574	368.8489		
COLUMN 1	3	7.880	7.799	7.939	450.9599		
	4						
	5						
COLUMN 2	1	7.729	7.649	7.789	1661.9639	851.287364	19.5
	2	8.584	8.507	8.647	485.7297		
	3	9.100	9.020	9.160	406.1685		
	4						
	5						

At least 3 peaks for each column are required for identification of multicomponent analytes

**PRELIMINARY**

10C - FORM X ARO  
 IDENTIFICATION SUMMARY  
 FOR MULTICOMPONENT ANALYTES

EPA SAMPLE NO.

E3NQ8

Lab Name: MITKEM LABORATORIES Contract: EP-W-05-030  
 Lab Code: MITKEM Case No.: 38897 Mod. Ref No.: SDG No.: E3NN9  
 Lab Sample ID: H1635-18A Date(s) Analyzed: 08/27/2009 08/27/2009  
 Instrument ID (1): E3 Instrument ID (2): E3  
 GC Column(1): CLPPest ID: 0.53 (mm) GC Column(2): CLPPestII ID: 0.53 (MM)

ANALYTE	PEAK	RT	RT WINDOW		CONCENTRATION		%D
			FROM	TO	PEAK	MEAN	
Aroclor-1254	1	5.890	5.791	5.931	635.0707	642.412526	
	2	6.192	6.090	6.230	662.6657		
COLUMN 1	3	6.722	6.615	6.755	629.5012		
	4						
	5						
COLUMN 2	1	6.232	6.127	6.267	589.8034	560.953400	14.5
	2	6.778	6.680	6.820	540.1730		
	3	7.059	6.956	7.096	552.8839		
	4						
	5						
Aroclor-1260	1	6.327	6.296	6.436	65.5792	95.371810	
	2	7.541	7.434	7.574	98.7690		
COLUMN 1	3	7.907	7.799	7.939	121.7672		
	4						
	5						
COLUMN 2	1	7.753	7.649	7.789	545.2611	359.544987	277.0
	2	8.618	8.507	8.647	388.0859		
	3	9.123	9.020	9.160	145.2880		
	4						
	5						

At least 3 peaks for each column are required for identification of multicomponent analytes

10C - FORM X ARO  
IDENTIFICATION SUMMARY  
FOR MULTICOMPONENT ANALYTES

EPA SAMPLE NO.

E3NQ9

Lab Name: MITKEM LABORATORIES Contract: EP-W-05-030  
 Lab Code: MITKEM Case No.: 38897 Mod. Ref No.: SDG No.: E3NN9  
 Lab Sample ID: H1635-19A Date(s) Analyzed: 08/27/2009 08/27/2009  
 Instrument ID (1): E3 Instrument ID (2): E3  
 GC Column(1): CLPPest ID: 0.53 (mm) GC Column(2): CLPPestII ID: 0.53 (MM)

ANALYTE	PEAK	RT	RT WINDOW		CONCENTRATION		%D	
			FROM	TO	PEAK	MEAN		
Aroclor-1254	1	5.888	5.791	5.931	95.9116	118.677992		
	2	6.133	6.090	6.230	125.4389			
	3	6.781	6.615	6.755	134.6834			
COLUMN 1		4						
COLUMN 1		5						
COLUMN 2	1	6.247	6.127	6.267	163.2145	129.103178	8.8	
	2	6.773	6.680	6.820	70.3048			
	3	6.963	6.956	7.096	153.7903			
	COLUMN 2		4					
	COLUMN 2		5					

At least 3 peaks for each column are required for identification of multicomponent analytes

**PRELIMINARY**

10C - FORM X ARO  
 IDENTIFICATION SUMMARY  
 FOR MULTICOMPONENT ANALYTES

EPA SAMPLE NO.

E3NR0

Lab Name: MITKEM LABORATORIES Contract: EP-W-05-030  
 Lab Code: MITKEM Case No.: 38897 Mod. Ref No.: SDG No.: E3NN9  
 Lab Sample ID: H1635-20A Date(s) Analyzed: 08/27/2009 08/27/2009  
 Instrument ID (1): E3 Instrument ID (2): E3  
 GC Column(1): CLPPest ID: 0.53 (mm) GC Column(2): CLPPestII ID: 0.53 (MM)

ANALYTE	PEAK	RT	RT WINDOW		CONCENTRATION		%D
			FROM	TO	PEAK	MEAN	
Aroclor-1254	1	5.888	5.791	5.931	69.7963	78.459859	
	2	6.131	6.090	6.230	74.2117		
	3	6.779	6.615	6.755	91.3716		
COLUMN 1							
COLUMN 1							
COLUMN 2	1	6.246	6.127	6.267	149.2993	100.446206	28.0
	2	6.771	6.680	6.820	52.0248		
	3	6.962	6.956	7.096	100.0146		
	4						
	5						

At least 3 peaks for each column are required for identification of multicomponent analytes

**PRELIMINARY**



Contract Laboratory Program

### Sample Delivery Group (SDG)

#### Cover Sheet

SDG Number E3NN9

Laboratory Name	<u>Mitkem Laboratories</u>	Lab Code	<u>MITKEM</u>
Contract No.	<u>EP-W-05-030</u>	Case No.	<u>38897</u>
Analysis Price	<u>\$ 437</u>	SDG Turnaround	<u>21 days with PR</u>

#### EPA Sample Numbers in SDG (Listed in Numerical Order)

01) E3NN9	08) E3NP5	15) E3NQ2	22) E3NR0
02) E3NN9MS	09) E3NP6	16) E3NQ3	/
03) E3NN9MSD	10) E3NP7	17) E3NQ4	
04) E3NP1	11) E3NP8	18) E3NQ5	
05) E3NP2	12) E3NP9	19) E3NQ7	
06) E3NP3	13) E3NQ0	20) E3NQ8	
07) E3NP4	14) E3NQ1	21) E3NQ9	

First Sample in SDG

E3NN9

Last Sample in SDG

E3NR0

First Sample Receipt Date

08/25/2009

Last Sample Receipt Date

08/25/2009

Note: There are a maximum of 20 field samples [excluding Performance Evaluation (PE) samples in an SDG. Attach the TR/COC Records to this form in alphanumeric order (the order listed above on this form).

Signature

*Agnes R. Huntley*

Date 08/25/2009

Modified Analysis 1760.0





**USEPA Contract Laboratory Program  
Organic Traffic Report & Chain of Custody Record**

Case No: 38897  
DAS No: 09CK15  
SDG No: E3NN9

For Lab Use Only  
Lab Contract No: EP-W-05-030  
Unit Price: \$437  
Transfer To: -  
Lab Contract No: -  
Unit Price: -

Date Shipped: 8/24/2009  
Carrier Name: FedEx  
Alrbill: 863833006351  
Shipped to: Spectrum Analytical  
175 Metro Center Blvd.  
Warwick RI 02886  
(401) 732-3400

Chain of Custody Record

Relinquished By	(Date / Time)	Sampler Signature	Received By	(Date / Time)
1. <i>Sharon Deane</i>	8/24/09 1300	<i>Sharon Deane</i>	<i>Sharon Deane</i>	8/25/09 9:00
2. _____	_____	_____	_____	_____
3. _____	_____	_____	_____	_____
4. _____	_____	_____	_____	_____

ORGANIC SAMPLE NO.	MATRIX/ SAMPLER	CONC/ TYPE	ANALYSIS/ TURNAROUND	TAG No./ PRESERVATIVE/ Bottles	STATION LOCATION	SAMPLE COLLECT DATE/TIME	INORGANIC SAMPLE No.	FOR LAB USE ONLY Sample Condition On Receipt
E3NN7	Soil/Sediment/ Greene, Raddeman Hodach, Unger, Shekoski	L/G	PAHs (21), PCBs (sed) (21)	5C-118104 (Ice Only), 5C-118105 (Ice Only) (2)	KK-SD031-A	S: 8/22/2009 7:40		
E3NN8	Soil/Sediment/ Greene, Raddeman Hodach, Unger, Shekoski	L/G	PAHs (21), PCBs (sed) (21)	5C-118106 (Ice Only), 5C-118107 (Ice Only) (2)	KK-SD031-B	S: 8/22/2009 7:42		
E3NN9	Soil/Sediment/ Greene, Raddeman Hodach, Unger, Shekoski	L/G	PAHs (21), PCBs (sed) (21)	5C-118108 (Ice Only), 5C-118109 (Ice Only) (2)	KK-SD031-C1	S: 8/22/2009 7:44		OK
E3NP0	Soil/Sediment/ Greene, Raddeman Hodach, Unger, Shekoski	L/G	PAHs (21), PCBs (sed) (21)	5C-118110 (Ice Only), 5C-118111 (Ice Only) (2)	KK-SD031-C2	S: 8/22/2009 7:46		OK
E3NP1	Soil/Sediment/ Greene, Raddeman Hodach, Unger, Shekoski	L/G	PAHs (21), PCBs (sed) (21)	5C-118112 (Ice Only), 5C-118113 (Ice Only) (2)	KK-SD031-C3	S: 8/22/2009 7:50		OK
E3NP2	Soil/Sediment/ Greene, Raddeman Hodach, Unger, Shekoski	L/G	PAHs (21), PCBs (sed) (21)	5C-118114 (Ice Only), 5C-118115 (Ice Only) (2)	KK-SD031-N	S: 8/22/2009 7:48		OK

**COPY**  
Original Documents Are Included in CSF E3NL3  
Date: 8/25/09  
Signed: ACF

Shipment for Case Complete?	Sample(s) to be used for laboratory QC: E3NN9, E3NQ6	Additional Sampler Signature(s):	Cooler Temperature Upon Receipt: 7°C	Chain of Custody Seal Number: 105485 & 105486
Analysis Key: PAHs = PAHs, PCBs (sed) = PCBs (sed)	Concentration: L = Low, M = Low/Medium, H = High	Type/Designate: Composite = C, Grab = G	Custody Seal Intact? <input checked="" type="checkbox"/>	Shipment Iced? <input checked="" type="checkbox"/>



# USEPA Contract Laboratory Program Organic Traffic Report & Chain of Custody Record

Case No: 38897  
DAS No: 09CK15  
SDG No: E3NN19

**L**

Date Shipped: 8/24/2009		Carrier Name: FedEx		Airbill: 863833006351		Shipped to: Spectrum Analytical 175 Metro Center Blvd. Wanwick RI 02886 (401) 732-3400	
<b>Chain of Custody Record</b>				Sampler Signature: <i>[Signature]</i>			
Relinquished By		(Date / Time)		Received By		(Date / Time)	
1 <i>[Signature]</i>		8/24/09 13:00		<i>[Signature]</i>		8/25/09 9:00	
2							
3							
4							

ORGANIC SAMPLE No.	MATRIX/ SAMPLER	CONC/ TYPE	ANALYSIS/ TURNAROUND	TAG No./ PRESERVATIVE/ Bottles	STATION LOCATION	SAMPLE COLLECT DATE/TIME	FOR LAB USE ONLY SAMPLE No.	FOR LAB USE ONLY Sample Condition On Receipt
04	Soil/Sediment/ Greene, Raddeman Hodach, Unger, Shekoski	L/G	PAHs (21), PCBs (sed) (21)	5C-118116 (Ice Only), 5C-118117 (Ice Only) (2)	KK-SD034-A	S: 8/22/2009 8:40		OK
05	Soil/Sediment/ Greene, Raddeman Hodach, Unger, Shekoski	L/G	PAHs (21), PCBs (sed) (21)	5C-118118 (Ice Only), 5C-118119 (Ice Only) (2)	KK-SD034-B	S: 8/22/2009 8:42		
06	Soil/Sediment/ Greene, Raddeman Hodach, Unger, Shekoski	L/G	PAHs (21), PCBs (sed) (21)	5C-118120 (Ice Only), 5C-118121 (Ice Only) (2)	KK-SD034-C1	S: 8/22/2009 8:44		
07	Soil/Sediment/ Greene, Raddeman Hodach, Unger, Shekoski	L/G	PAHs (21), PCBs (sed) (21)	5C-118122 (Ice Only), 5C-118123 (Ice Only) (2)	KK-SD034-C2	S: 8/22/2009 8:46		
08	Soil/Sediment/ Greene, Raddeman Hodach, Unger, Shekoski	L/G	PAHs (21), PCBs (sed) (21)	5C-118124 (Ice Only), 5C-118125 (Ice Only) (2)	KK-SD034-C3	S: 8/22/2009 8:48		
09	Soil/Sediment/ Greene, Raddeman Hodach, Unger, Shekoski	L/G	PAHs (21), PCBs (sed) (21)	5C-118126 (Ice Only), 5C-118127 (Ice Only) (2)	KK-SD034-N	S: 8/22/2009 8:50		OK

Shipment for Case Complete? N	Sample(s) to be used for laboratory QC: E3NN9, E3NQ6	Additional Sampler Signature(s):	Cooler Temperature Upon Receipt: 7°C	Chain of Custody Seal Number: 105485 + 105486
Analysis Key: PAHs = PAHs, PCBs (sed) = PCBs (sed)	Concentration: L = Low, M = Low/Medium, H = High	Type/Designate: Composite = C, Grab = G	Custody Seal Intact? <input checked="" type="checkbox"/>	Shipment Iced? <input checked="" type="checkbox"/>

**TR Number: 5-264768350-082409-0001**  
PR provides preliminary results. Requests for preliminary results will increase analytical costs.  
Send Copy to: Sample Management Office, Attn: Heather Bauer, CSC, 15000 Conference Center Dr., Chantilly, VA 20151-3819; Phone 703/818-4200; Fax 703/81

**LABORATORY COPY**



# USEPA Contract Laboratory Program Organic Traffic Report & Chain of Custody Record

Case No: 38897  
DAS No: 09CK15  
SDG No: E3NN9

**L**

Date Shipped: 8/24/2009		Sampler Signature: <i>Marion Howe</i>	
Carrier Name: FedEx		Received By: <i>Marion Howe</i>	
Airbill: 863833006351		(Date / Time)	
Shipped to: Spectrum Analytical 175 Metro Center Blvd. Warwick RI 02886 (401) 732-3400		8/24/09 1300	
2		8/25/09 9:00	
3			
4			

**For Lab Use Only**

Lab Contract No: EPW-05-030

Unit Price: \$437

Transfer To: -

Lab Contract No: -

Unit Price: -

ORGANIC SAMPLE No.	MATRIX/ SAMPLER	CONC/ TYPE	ANALYSIS/ TURNAROUND	TAG No./ PRESERVATIVE/ Bottles	STATION LOCATION	SAMPLE COLLECT DATE/TIME	FOR LAB USE ONLY Sample Condition On Receipt
10	Soil/Sediment/ Greene, Raddeman Hodach, Unger, Shekoski	L/G	PAHs (21), PCBs (sed) (21)	5C-118128 (Ice Only), 5C-118129 (Ice Only) (2)	KK-SD035-A	S: 8/22/2009 9:40	OK
11	Soil/Sediment/ Greene, Raddeman Hodach, Unger, Shekoski	L/G	PAHs (21), PCBs (sed) (21)	5C-118130 (Ice Only), 5C-118131 (Ice Only) (2)	KK-SD035-B	S: 8/22/2009 9:42	
12	Soil/Sediment/ Greene, Raddeman Hodach, Unger, Shekoski	L/G	PAHs (21), PCBs (sed) (21)	5C-118132 (Ice Only), 5C-118133 (Ice Only) (2)	KK-SD035-C1	S: 8/22/2009 9:44	
13	Soil/Sediment/ Greene, Raddeman Hodach, Unger, Shekoski	L/G	PAHs (21), PCBs (sed) (21)	5C-118134 (Ice Only), 5C-118135 (Ice Only) (2)	KK-SD035-C2	S: 8/22/2009 9:46	
14	Soil/Sediment/ Greene, Raddeman Hodach, Unger, Shekoski	L/G	PAHs (21), PCBs (sed) (21)	5C-118136 (Ice Only), 5C-118137 (Ice Only) (2)	KK-SD035-C3	S: 8/22/2009 9:48	
15	Soil/Sediment/ Greene, Raddeman Hodach, Unger, Shekoski	L/G	PAHs (21), PCBs (sed) (21)	5C-118138 (Ice Only), 5C-118139 (Ice Only) (2)	KK-SD035-C3FD	S: 8/22/2009 9:52	OK

Shipment for Case Complete? N	Sample(s) to be used for laboratory QC: E3NN9, E3NQ6	Additional Sampler Signature(s):	Cooler Temperature Upon Receipt: 7°C	Chain of Custody Seal Number: 105485 + 105486
Analysis Key: PAHs = PAHs, PCBs (sed) = PCBs (sed)	Concentration: L = Low, M = Low/Medium, H = High	Type/Designate: Composite = C, Grab = G	Custody Seal Intact? -4	Shipment Iced? 4



# USEPA Contract Laboratory Program Organic Traffic Report & Chain of Custody Record

Case No: **38897**  
DAS No: **09CK15**  
SDG No: **E3NN14**

**L**

Date Shipped: 8/24/2009		Sampler Signature: <i>M. Green</i>		FOR LAB USE ONLY	
Carrier Name: FedEx		Received By: <i>M. Green</i>		Sample Condition On Receipt	
Airbill: 86383306351		Date / Time: 8/24/09 13:00		INORGANIC SAMPLE No.	
Shipped to: Spectrum Analytical 175 Metro Center Blvd. Warwick RI 02886 (401) 732-3400		Date / Time: 8/25/09 9:50		Lab Contract No: EP-W-05-030	
1		2		Unit Price: \$ 437	
3		4		Transfer To: -	
				Lab Contract No: -	
				Unit Price: -	

ORGANIC SAMPLE No.	MATRIX/ SAMPLER	CONC/ TYPE	ANALYSIS/ TURNAROUND	TAG No./ PRESERVATIVE/ Bottles	STATION LOCATION	SAMPLE COLLECT DATE/TIME	FOR LAB USE ONLY
14	Soil/Sediment/ Greene, Raddeman Hodach, Unger, Shekoski	L/G	PAHs (21), PCBs (sed) (21)	5C-118140 (Ice Only), 5C-118141 (Ice Only) (2)	KK-SD035-N	S: 8/22/2009 9:50	OK
17	Soil/Sediment/ Greene, Raddeman Hodach, Unger, Shekoski	L/G	PAHs (21), PCBs (sed) (21)	5C-118142 (Ice Only), 5C-118143 (Ice Only) (2)	KK-SD038-A	S: 8/22/2009 10:40	OK
18	Soil/Sediment/ Greene, Raddeman Hodach, Unger, Shekoski	L/G	PAHs (21), PCBs (sed) (21)	5C-118144 (Ice Only), 5C-118145 (Ice Only) (2)	KK-SD038-B	S: 8/22/2009 10:42	OK
19	Soil/Sediment/ Greene, Raddeman Hodach, Unger, Shekoski	L/G	PAHs (21), PCBs (sed) (21)	5C-118146 (Ice Only), 5C-118147 (Ice Only) (2)	KK-SD038-C1	S: 8/22/2009 10:44	OK
20	Soil/Sediment/ Greene, Raddeman Hodach, Unger, Shekoski	L/G	PAHs (21), PCBs (sed) (21)	5C-118148 (Ice Only), 5C-118149 (Ice Only) (2)	KK-SD038-C2	S: 8/22/2009 10:46	OK
21	Soil/Sediment/ Greene, Raddeman Hodach, Unger, Shekoski	L/G	PAHs (21), PCBs (sed) (21)	5C-118150 (Ice Only), 5C-118151 (Ice Only) (2)	KK-SD038-C2FD	S: 8/22/2009 10:48	OK

Shipment for Case Complete? N	Sample(s) to be used for laboratory QC: E3NN9, E3NQ6	Additional Sampler Signature(s):	Cooler Temperature Upon Receipt: 7°C	Chain of Custody Seal Number: 105485 & 105486
Analysis Key: PAHs = PAHs, PCBs (sed) = PCBs (sed)	Concentration: L = Low, M = Low/Medium, H = High	Type/Designate: Composite = C, Grab = G	Custody Seal Intact? <input checked="" type="checkbox"/>	Shipment Iced? <input checked="" type="checkbox"/>

**LABORATORY COPY**

1D - FORM I SV-1  
SEMIVOLATILE ORGANICS ANALYSIS DATA SHEET

EPA SAMPLE NO.

E3NN9

Lab Name: MITKEM LABORATORIES Contract: EP-W-05-030  
 Lab Code: MITKEM Case No.: 38897 Mod. Ref No.: 1760.0 SDG No.: E3NN9  
 Matrix: (SOIL/SED/WATER) SOIL Lab Sample ID: H1635-01A  
 Sample wt/vol: 30.1 (g/mL) G Lab File ID: S3F9544.D  
 Level: (LOW/MED) LOW Extraction: (Type) SONC  
 % Moisture: 40 Decanted: (Y/N) N Date Received: 08/25/2009  
 Concentrated Extract Volume: 500 (uL) Date Extracted: 08/25/2009  
 Injection Volume: 2.0 (uL) GPC Factor: 2.00 Date Analyzed: 08/27/2009  
 GPC Cleanup: (Y/N) Y pH: 7.4 Dilution Factor: 1.0

CAS NO.	COMPOUND	CONCENTRATION UNITS:		Q
		(ug/L or ug/Kg)	UG/KG	
91-20-3	Naphthalene		380	
91-57-6	2-Methylnaphthalene		320	
208-96-8	Acenaphthylene		410	
83-32-9	Acenaphthene		900	

PRELIMINARY

1E - FORM I SV-2  
SEMIVOLATILE ORGANICS ANALYSIS DATA SHEET

EPA SAMPLE NO.

E3NN9

Lab Name: MITKEM LABORATORIES Contract: EP-W-05-030  
 Lab Code: MITKEM Case No.: 38897 Mod. Ref No.: 1760.0 SDG No.: E3NN9  
 Matrix: (SOIL/SED/WATER) SOIL Lab Sample ID: H1635-01A  
 Sample wt/vol: 30.1 (g/mL) G Lab File ID: S3F9544.D  
 Level: (LOW/MED) LOW Extraction: (Type) SONC  
 % Moisture: 40 Decanted: (Y/N) N Date Received: 08/25/2009  
 Concentrated Extract Volume: 500 (uL) Date Extracted: 08/25/2009  
 Injection Volume: 2.0 (uL) GPC Factor: 2.00 Date Analyzed: 08/27/2009  
 GPC Cleanup: (Y/N) Y pH: 7.4 Dilution Factor: 1.0

CAS NO.	COMPOUND	CONCENTRATION UNITS:		Q
		(ug/L or ug/Kg)	UG/KG	
86-73-7	Fluorene		1500	
85-01-8	Phenanthrene		8900	E
120-12-7	Anthracene		2700	
206-44-0	Fluoranthene		14000	E
129-00-0	Pyrene		10000	E
56-55-3	Benzo(a)anthracene		7200	E
218-01-9	Chrysene		8700	E
205-99-2	Benzo(b)fluoranthene		9900	E
207-08-9	Benzo(k)fluoranthene		2700	
50-32-8	Benzo(a)pyrene		6500	E
193-39-5	Indeno(1,2,3-cd)pyrene		4900	E
53-70-3	Dibenzo(a,h)anthracene		2100	
191-24-2	Benzo(g,h,i)perylene		5600	E

(1) Cannot be separated from Diphenylamine

PRELIMINARY

1D - FORM I SV-1  
SEMIVOLATILE ORGANICS ANALYSIS DATA SHEET

EPA SAMPLE NO.

E3NN9MS

Lab Name: MITKEM LABORATORIES Contract: EP-W-05-030  
 Lab Code: MITKEM Case No.: 38897 Mod. Ref No.: 1760.0 SDG No.: E3NN9  
 Matrix: (SOIL/SED/WATER) SOIL Lab Sample ID: H1635-01AMS  
 Sample wt/vol: 30.0 (g/mL) G Lab File ID: S3F9545.D  
 Level: (LOW/MED) LOW Extraction: (Type) SONC  
 % Moisture: 40 Decanted: (Y/N) N Date Received: 08/25/2009  
 Concentrated Extract Volume: 500 (uL) Date Extracted: 08/25/2009  
 Injection Volume: 2.0 (uL) GPC Factor: 2.00 Date Analyzed: 08/27/2009  
 GPC Cleanup: (Y/N) Y pH: 7.4 Dilution Factor: 1.0

CAS NO.	COMPOUND	CONCENTRATION UNITS:		Q
		(ug/L or ug/Kg)	UG/KG	
91-20-3	Naphthalene		190	J
91-57-6	2-Methylnaphthalene		400	
208-96-8	Acenaphthylene		460	
83-32-9	Acenaphthene		850	

PRELIMINARY

1E - FORM I SV-2  
SEMIVOLATILE ORGANICS ANALYSIS DATA SHEET

EPA SAMPLE NO.

E3NN9MS

Lab Name: MITKEM LABORATORIES Contract: EP-W-05-030  
 Lab Code: MITKEM Case No.: 38897 Mod. Ref No.: 1760.0 SDG No.: E3NN9  
 Matrix: (SOIL/SED/WATER) SOIL Lab Sample ID: H1635-01AMS  
 Sample wt/vol: 30.0 (g/mL) G Lab File ID: S3F9545.D  
 Level: (LOW/MED) LOW Extraction: (Type) SONC  
 % Moisture: 40 Decanted: (Y/N) N Date Received: 08/25/2009  
 Concentrated Extract Volume: 500 (uL) Date Extracted: 08/25/2009  
 Injection Volume: 2.0 (uL) GPC Factor: 2.00 Date Analyzed: 08/27/2009  
 GPC Cleanup: (Y/N) Y pH: 7.4 Dilution Factor: 1.0

CAS NO.	COMPOUND	CONCENTRATION UNITS: <u>UG/KG</u> (ug/L or ug/Kg)	<u>Q</u>
86-73-7	Fluorene	1600	
85-01-8	Phenanthrene	7300	E
120-12-7	Anthracene	2400	
206-44-0	Fluoranthene	11000	E
129-00-0	Pyrene	8600	E
56-55-3	Benzo(a)anthracene	7100	E
218-01-9	Chrysene	6700	E
205-99-2	Benzo(b)fluoranthene	8200	E
207-08-9	Benzo(k)fluoranthene	2900	
50-32-8	Benzo(a)pyrene	5900	E
193-39-5	Indeno(1,2,3-cd)pyrene	4700	E
53-70-3	Dibenzo(a,h)anthracene	2100	
191-24-2	Benzo(g,h,i)perylene	5400	E

(1) Cannot be separated from Diphenylamine

PRELIMINARY



1D - FORM I SV-1  
SEMIVOLATILE ORGANICS ANALYSIS DATA SHEET

EPA SAMPLE NO.

E3NN9MSD

Lab Name: MITKEM LABORATORIES Contract: EP-W-05-030  
 Lab Code: MITKEM Case No.: 38897 Mod. Ref No.: 1760.0 SDG No.: E3NN9  
 Matrix: (SOIL/SED/WATER) SOIL Lab Sample ID: H1635-01AMSD  
 Sample wt/vol: 30.2 (g/mL) G Lab File ID: S3F9546.D  
 Level: (LOW/MED) LOW Extraction: (Type) SONC  
 % Moisture: 40 Decanted: (Y/N) N Date Received: 08/25/2009  
 Concentrated Extract Volume: 500 (uL) Date Extracted: 08/25/2009  
 Injection Volume: 2.0 (uL) GPC Factor: 2.00 Date Analyzed: 08/27/2009  
 GPC Cleanup: (Y/N) Y pH: 7.4 Dilution Factor: 1.0

CAS NO.	COMPOUND	CONCENTRATION UNITS: (ug/L or ug/Kg)	UG/KG	Q
91-20-3	Naphthalene		190	J
91-57-6	2-Methylnaphthalene		400	
208-96-8	Acenaphthylene		470	
83-32-9	Acenaphthene		880	

PRELIMINARY

1E - FORM I SV-2  
SEMIVOLATILE ORGANICS ANALYSIS DATA SHEET

EPA SAMPLE NO.

E3NN9MSD

Lab Name: MITKEM LABORATORIES Contract: EP-W-05-030  
 Lab Code: MITKEM Case No.: 38897 Mod. Ref No.: 1760.0 SDG No.: E3NN9  
 Matrix: (SOIL/SED/WATER) SOIL Lab Sample ID: H1635-01AMSD  
 Sample wt/vol: 30.2 (g/mL) G Lab File ID: S3F9546.D  
 Level: (LOW/MED) LOW Extraction: (Type) SONC  
 % Moisture: 40 Decanted: (Y/N) N Date Received: 08/25/2009  
 Concentrated Extract Volume: 500 (uL) Date Extracted: 08/25/2009  
 Injection Volume: 2.0 (uL) GPC Factor: 2.00 Date Analyzed: 08/27/2009  
 GPC Cleanup: (Y/N) Y pH: 7.4 Dilution Factor: 1.0

CAS NO.	COMPOUND	CONCENTRATION UNITS:		Q
		(ug/L or ug/Kg)	UG/KG	
86-73-7	Fluorene		1700	
85-01-8	Phenanthrene		8400	E
120-12-7	Anthracene		2600	
206-44-0	Fluoranthene		13000	E
129-00-0	Pyrene		10000	E
56-55-3	Benzo(a)anthracene		7200	E
218-01-9	Chrysene		8700	E
205-99-2	Benzo(b)fluoranthene		8700	E
207-08-9	Benzo(k)fluoranthene		3600	
50-32-8	Benzo(a)pyrene		6400	E
193-39-5	Indeno(1,2,3-cd)pyrene		4900	E
53-70-3	Dibenzo(a,h)anthracene		2200	
191-24-2	Benzo(g,h,i)perylene		5600	E

(1) Cannot be separated from Diphenylamine

PRELIMINARY

SOM01.2 (6/2007)

1D - FORM I SV-1  
SEMIVOLATILE ORGANICS ANALYSIS DATA SHEET

EPA SAMPLE NO.

E3NP1

Lab Name: MITKEM LABORATORIES Contract: EP-W-05-030  
 Lab Code: MITKEM Case No.: 38897 Mod. Ref No.: 1760.0 SDG No.: E3NN9  
 Matrix: (SOIL/SED/WATER) SOIL Lab Sample ID: H1635-02A  
 Sample wt/vol: 30.0 (g/mL) G Lab File ID: S3F9547.D  
 Level: (LOW/MED) LOW Extraction: (Type) SONC  
 % Moisture: 29 Decanted: (Y/N) N Date Received: 08/25/2009  
 Concentrated Extract Volume: 500 (uL) Date Extracted: 08/25/2009  
 Injection Volume: 2.0 (uL) GPC Factor: 2.00 Date Analyzed: 08/27/2009  
 GPC Cleanup: (Y/N) Y pH: 7.5 Dilution Factor: 1.0

CAS NO.	COMPOUND	CONCENTRATION UNITS:		Q
		(ug/L or ug/Kg)	UG/KG	
91-20-3	Naphthalene		120	J
91-57-6	2-Methylnaphthalene		87	J
208-96-8	Acenaphthylene		180	J
83-32-9	Acenaphthene		300	

PRELIMINARY

1E - FORM I SV-2  
SEMIVOLATILE ORGANICS ANALYSIS DATA SHEET

EPA SAMPLE NO.

E3NP1

Lab Name: MITKEM LABORATORIES Contract: EP-W-05-030  
 Lab Code: MITKEM Case No.: 38897 Mod. Ref No.: 1760.0 SDG No.: E3NN9  
 Matrix: (SOIL/SED/WATER) SOIL Lab Sample ID: H1635-02A  
 Sample wt/vol: 30.0 (g/mL) G Lab File ID: S3F9547.D  
 Level: (LOW/MED) LOW Extraction: (Type) SONC  
 % Moisture: 29 Decanted: (Y/N) N Date Received: 08/25/2009  
 Concentrated Extract Volume: 500 (uL) Date Extracted: 08/25/2009  
 Injection Volume: 2.0 (uL) GPC Factor: 2.00 Date Analyzed: 08/27/2009  
 GPC Cleanup: (Y/N) Y pH: 7.5 Dilution Factor: 1.0

CAS NO.	COMPOUND	CONCENTRATION UNITS:		Q
		(ug/L or ug/Kg)	UG/KG	
86-73-7	Fluorene		540	
85-01-8	Phenanthrene		3600	
120-12-7	Anthracene		750	
206-44-0	Fluoranthene		6200	E
129-00-0	Pyrene		4100	E
56-55-3	Benzo(a)anthracene		2300	
218-01-9	Chrysene		3000	
205-99-2	Benzo(b)fluoranthene		3400	
207-08-9	Benzo(k)fluoranthene		1000	
50-32-8	Benzo(a)pyrene		2100	
193-39-5	Indeno(1,2,3-cd)pyrene		1300	
53-70-3	Dibenzo(a,h)anthracene		550	
191-24-2	Benzo(g,h,i)perylene		1200	

(1) Cannot be separated from Diphenylamine

PRELIMINARY

SOM01.2 (6/2007)

1D - FORM I SV-1  
SEMIVOLATILE ORGANICS ANALYSIS DATA SHEET

EPA SAMPLE NO.

E3NP2

Lab Name: MITKEM LABORATORIES Contract: EP-W-05-030  
 Lab Code: MITKEM Case No.: 38897 Mod. Ref No.: 1760.0 SDG No.: E3NN9  
 Matrix: (SOIL/SED/WATER) SOIL Lab Sample ID: H1635-03A  
 Sample wt/vol: 30.0 (g/mL) G Lab File ID: S3F9563.D  
 Level: (LOW/MED) LOW Extraction: (Type) SONC  
 % Moisture: 27 Decanted: (Y/N) N Date Received: 08/25/2009  
 Concentrated Extract Volume: 500 (uL) Date Extracted: 08/25/2009  
 Injection Volume: 2.0 (uL) GPC Factor: 2.00 Date Analyzed: 08/28/2009  
 GPC Cleanup: (Y/N) Y pH: 7.6 Dilution Factor: 1.0

CAS NO.	COMPOUND	CONCENTRATION UNITS: (ug/L or ug/Kg)	UG/KG	Q
91-20-3	Naphthalene		230	U
91-57-6	2-Methylnaphthalene		230	U
208-96-8	Acenaphthylene		230	U
83-32-9	Acenaphthene		230	U

PRELIMINARY

1E - FORM I SV-2  
SEMIVOLATILE ORGANICS ANALYSIS DATA SHEET

EPA SAMPLE NO.

E3NP2

Lab Name: MITKEM LABORATORIES Contract: EP-W-05-030  
 Lab Code: MITKEM Case No.: 38897 Mod. Ref No.: 1760.0 SDG No.: E3NN9  
 Matrix: (SOIL/SED/WATER) SOIL Lab Sample ID: H1635-03A  
 Sample wt/vol: 30.0 (g/mL) G Lab File ID: S3F9563.D  
 Level: (LOW/MED) LOW Extraction: (Type) SONC  
 % Moisture: 27 Decanted: (Y/N) N Date Received: 08/25/2009  
 Concentrated Extract Volume: 500 (uL) Date Extracted: 08/25/2009  
 Injection Volume: 2.0 (uL) GPC Factor: 2.00 Date Analyzed: 08/28/2009  
 GPC Cleanup: (Y/N) Y pH: 7.6 Dilution Factor: 1.0

CAS NO.	COMPOUND	CONCENTRATION UNITS:		Q
		(ug/L or ug/Kg)	UG/KG	
86-73-7	Fluorene		230	U
85-01-8	Phenanthrene		51	J
120-12-7	Anthracene		230	U
206-44-0	Fluoranthene		120	J
129-00-0	Pyrene		87	J
56-55-3	Benzo(a)anthracene		230	U
218-01-9	Chrysene		68	J
205-99-2	Benzo(b)fluoranthene		64	J
207-08-9	Benzo(k)fluoranthene		230	U
50-32-8	Benzo(a)pyrene		46	J
193-39-5	Indeno(1,2,3-cd)pyrene		230	U
53-70-3	Dibenzo(a,h)anthracene		230	U
191-24-2	Benzo(g,h,i)perylene		230	U

(1) Cannot be separated from Diphenylamine

PRELIMINARY

SOM01.2 (6/2007)

1D - FORM I SV-1  
SEMIVOLATILE ORGANICS ANALYSIS DATA SHEET

EPA SAMPLE NO.

E3NP3

Lab Name: MITKEM LABORATORIES Contract: EP-W-05-030  
 Lab Code: MITKEM Case No.: 38897 Mod. Ref No.: 1760.0 SDG No.: E3NN9  
 Matrix: (SOIL/SED/WATER) SOIL Lab Sample ID: H1635-04A  
 Sample wt/vol: 30.1 (g/mL) G Lab File ID: S3F9548.D  
 Level: (LOW/MED) LOW Extraction: (Type) SONC  
 % Moisture: 42 Decanted: (Y/N) N Date Received: 08/25/2009  
 Concentrated Extract Volume: 500 (uL) Date Extracted: 08/25/2009  
 Injection Volume: 2.0 (uL) GPC Factor: 2.00 Date Analyzed: 08/27/2009  
 GPC Cleanup: (Y/N) Y pH: 7.2 Dilution Factor: 1.0

CAS NO.	COMPOUND	CONCENTRATION UNITS: (ug/L or ug/Kg)	UG/KG	Q
91-20-3	Naphthalene		91	J
91-57-6	2-Methylnaphthalene		380	
208-96-8	Acenaphthylene		730	
83-32-9	Acenaphthene		1400	

PRELIMINARY

1E - FORM I SV-2  
SEMIVOLATILE ORGANICS ANALYSIS DATA SHEET

EPA SAMPLE NO.

E3NP3

Lab Name: MITKEM LABORATORIES Contract: EP-W-05-030  
 Lab Code: MITKEM Case No.: 38897 Mod. Ref No.: 1760.0 SDG No.: E3NN9  
 Matrix: (SOIL/SED/WATER) SOIL Lab Sample ID: H1635-04A  
 Sample wt/vol: 30.1 (g/mL) G Lab File ID: S3F9548.D  
 Level: (LOW/MED) LOW Extraction: (Type) SONC  
 % Moisture: 42 Decanted: (Y/N) N Date Received: 08/25/2009  
 Concentrated Extract Volume: 500 (uL) Date Extracted: 08/25/2009  
 Injection Volume: 2.0 (uL) GPC Factor: 2.00 Date Analyzed: 08/27/2009  
 GPC Cleanup: (Y/N) Y pH: 7.2 Dilution Factor: 1.0

CAS NO.	COMPOUND	CONCENTRATION UNITS: <u>UG/KG</u> (ug/L or ug/Kg)	<u>Q</u>
86-73-7	Fluorene	2200	
85-01-8	Phenanthrene	11000	E
120-12-7	Anthracene	3400	
206-44-0	Fluoranthene	17000	E
129-00-0	Pyrene	12000	E
56-55-3	Benzo(a)anthracene	8100	E
218-01-9	Chrysene	10000	E
205-99-2	Benzo(b)fluoranthene	11000	E
207-08-9	Benzo(k)fluoranthene	3400	
50-32-8	Benzo(a)pyrene	7200	E
193-39-5	Indeno(1,2,3-cd)pyrene	5200	E
53-70-3	Dibenzo(a,h)anthracene	2500	
191-24-2	Benzo(g,h,i)perylene	4700	E

(1) Cannot be separated from Diphenylamine

PRELIMINARY

SOM01.2 (6/2007)



1D - FORM I SV-1  
SEMIVOLATILE ORGANICS ANALYSIS DATA SHEET

EPA SAMPLE NO.

E3NP4

Lab Name: MITKEM LABORATORIES Contract: EP-W-05-030  
 Lab Code: MITKEM Case No.: 38897 Mod. Ref No.: 1760.0 SDG No.: E3NN9  
 Matrix: (SOIL/SED/WATER) SOIL Lab Sample ID: H1635-05A  
 Sample wt/vol: 30.1 (g/mL) G Lab File ID: S3F9549.D  
 Level: (LOW/MED) LOW Extraction: (Type) SONC  
 % Moisture: 38 Decanted: (Y/N) N Date Received: 08/25/2009  
 Concentrated Extract Volume: 500 (uL) Date Extracted: 08/25/2009  
 Injection Volume: 2.0 (uL) GPC Factor: 2.00 Date Analyzed: 08/27/2009  
 GPC Cleanup: (Y/N) Y pH: 7.4 Dilution Factor: 1.0

CAS NO.	COMPOUND	CONCENTRATION UNITS: (ug/L or ug/Kg)	UG/KG	Q
91-20-3	Naphthalene		110	J
91-57-6	2-Methylnaphthalene		570	
208-96-8	Acenaphthylene		860	
83-32-9	Acenaphthene		1600	

PRELIMINARY

1E - FORM I SV-2  
SEMIVOLATILE ORGANICS ANALYSIS DATA SHEET

EPA SAMPLE NO.

E3NP4

Lab Name: MITKEM LABORATORIES Contract: EP-W-05-030  
 Lab Code: MITKEM Case No.: 38897 Mod. Ref No.: 1760.0 SDG No.: E3NN9  
 Matrix: (SOIL/SED/WATER) SOIL Lab Sample ID: H1635-05A  
 Sample wt/vol: 30.1 (g/mL) G Lab File ID: S3F9549.D  
 Level: (LOW/MED) LOW Extraction: (Type) SONC  
 % Moisture: 38 Decanted: (Y/N) N Date Received: 08/25/2009  
 Concentrated Extract Volume: 500 (uL) Date Extracted: 08/25/2009  
 Injection Volume: 2.0 (uL) GPC Factor: 2.00 Date Analyzed: 08/27/2009  
 GPC Cleanup: (Y/N) Y pH: 7.4 Dilution Factor: 1.0

CAS NO.	COMPOUND	CONCENTRATION UNITS: (ug/L or ug/Kg)	UG/KG	Q
86-73-7	Fluorene		2900	
85-01-8	Phenanthrene		13000	E
120-12-7	Anthracene		4000	
206-44-0	Fluoranthene		18000	E
129-00-0	Pyrene		13000	E
56-55-3	Benzo(a)anthracene		10000	E
218-01-9	Chrysene		11000	E
205-99-2	Benzo(b)fluoranthene		12000	E
207-08-9	Benzo(k)fluoranthene		4200	
50-32-8	Benzo(a)pyrene		8200	E
193-39-5	Indeno(1,2,3-cd)pyrene		6000	E
53-70-3	Dibenzo(a,h)anthracene		2900	
191-24-2	Benzo(g,h,i)perylene		5400	E

(1) Cannot be separated from Diphenylamine

PRELIMINARY

1D - FORM I SV-1  
SEMIVOLATILE ORGANICS ANALYSIS DATA SHEET

EPA SAMPLE NO.

E3NP5

Lab Name: MITKEM LABORATORIES Contract: EP-W-05-030  
 Lab Code: MITKEM Case No.: 38897 Mod. Ref No.: 1760.0 SDG No.: E3NN9  
 Matrix: (SOIL/SED/WATER) SOIL Lab Sample ID: H1635-06A  
 Sample wt/vol: 30.0 (g/mL) G Lab File ID: S3F9550.D  
 Level: (LOW/MED) LOW Extraction: (Type) SONC  
 % Moisture: 38 Decanted: (Y/N) N Date Received: 08/25/2009  
 Concentrated Extract Volume: 500 (uL) Date Extracted: 08/25/2009  
 Injection Volume: 2.0 (uL) GPC Factor: 2.00 Date Analyzed: 08/27/2009  
 GPC Cleanup: (Y/N) Y pH: 7.4 Dilution Factor: 1.0

CAS NO.	COMPOUND	CONCENTRATION UNITS: (ug/L or ug/Kg)	UG/KG	Q
91-20-3	Naphthalene		260	J
91-57-6	2-Methylnaphthalene		870	
208-96-8	Acenaphthylene		1400	
83-32-9	Acenaphthene		1800	

PRELIMINARY

1E - FORM I SV-2  
SEMIVOLATILE ORGANICS ANALYSIS DATA SHEET

EPA SAMPLE NO.

E3NP5

Lab Name: MITKEM LABORATORIES Contract: EP-W-05-030  
 Lab Code: MITKEM Case No.: 38897 Mod. Ref No.: 1760.0 SDG No.: E3NN9  
 Matrix: (SOIL/SED/WATER) SOIL Lab Sample ID: H1635-06A  
 Sample wt/vol: 30.0 (g/mL) G Lab File ID: S3F9550.D  
 Level: (LOW/MED) LOW Extraction: (Type) SONC  
 % Moisture: 38 Decanted: (Y/N) N Date Received: 08/25/2009  
 Concentrated Extract Volume: 500 (uL) Date Extracted: 08/25/2009  
 Injection Volume: 2.0 (uL) GPC Factor: 2.00 Date Analyzed: 08/27/2009  
 GPC Cleanup: (Y/N) Y pH: 7.4 Dilution Factor: 1.0

CAS NO.	COMPOUND	CONCENTRATION UNITS: (ug/L or ug/Kg)	UG/KG	Q
86-73-7	Fluorene		3900	
85-01-8	Phenanthrene		15000	E
120-12-7	Anthracene		4900	E
206-44-0	Fluoranthene		21000	E
129-00-0	Pyrene		17000	E
56-55-3	Benzo(a)anthracene		15000	E
218-01-9	Chrysene		13000	E
205-99-2	Benzo(b)fluoranthene		15000	E
207-08-9	Benzo(k)fluoranthene		5200	E
50-32-8	Benzo(a)pyrene		9700	E
193-39-5	Indeno(1,2,3-cd)pyrene		7200	E
53-70-3	Dibenzo(a,h)anthracene		3100	
191-24-2	Benzo(g,h,i)perylene		6500	E

(1) Cannot be separated from Diphenylamine

PRELIMINARY

1D - FORM I SV-1  
SEMIVOLATILE ORGANICS ANALYSIS DATA SHEET

EPA SAMPLE NO.

E3NP6

Lab Name: MITKEM LABORATORIES Contract: EP-W-05-030  
 Lab Code: MITKEM Case No.: 38897 Mod. Ref No.: 1760.0 SDG No.: E3NN9  
 Matrix: (SOIL/SED/WATER) SOIL Lab Sample ID: H1635-07A  
 Sample wt/vol: 30.3 (g/mL) G Lab File ID: S3F9551.D  
 Level: (LOW/MED) LOW Extraction: (Type) SONC  
 % Moisture: 37 Decanted: (Y/N) N Date Received: 08/25/2009  
 Concentrated Extract Volume: 500 (uL) Date Extracted: 08/25/2009  
 Injection Volume: 2.0 (uL) GPC Factor: 2.00 Date Analyzed: 08/27/2009  
 GPC Cleanup: (Y/N) Y pH: 7.6 Dilution Factor: 1.0

CAS NO.	COMPOUND	CONCENTRATION UNITS:		Q
		(ug/L or ug/Kg)	UG/KG	
91-20-3	Naphthalene		130	J
91-57-6	2-Methylnaphthalene		250	J
208-96-8	Acenaphthylene		570	
83-32-9	Acenaphthene		740	

PRELIMINARY

1E - FORM I SV-2  
SEMIVOLATILE ORGANICS ANALYSIS DATA SHEET

EPA SAMPLE NO.

E3NP6

Lab Name: MITKEM LABORATORIES Contract: EP-W-05-030  
 Lab Code: MITKEM Case No.: 38897 Mod. Ref No.: 1760.0 SDG No.: E3NN9  
 Matrix: (SOIL/SED/WATER) SOIL Lab Sample ID: H1635-07A  
 Sample wt/vol: 30.3 (g/mL) G Lab File ID: S3F9551.D  
 Level: (LOW/MED) LOW Extraction: (Type) SONC  
 % Moisture: 37 Decanted: (Y/N) N Date Received: 08/25/2009  
 Concentrated Extract Volume: 500 (uL) Date Extracted: 08/25/2009  
 Injection Volume: 2.0 (uL) GPC Factor: 2.00 Date Analyzed: 08/27/2009  
 GPC Cleanup: (Y/N) Y pH: 7.6 Dilution Factor: 1.0

CAS NO.	COMPOUND	CONCENTRATION UNITS: (ug/L or ug/Kg)	UG/KG	Q
86-73-7	Fluorene		1600	
85-01-8	Phenanthrene		9700	E
120-12-7	Anthracene		2500	
206-44-0	Fluoranthene		16000	E
129-00-0	Pyrene		11000	E
56-55-3	Benzo(a)anthracene		6300	E
218-01-9	Chrysene		8000	E
205-99-2	Benzo(b)fluoranthene		9600	E
207-08-9	Benzo(k)fluoranthene		3300	
50-32-8	Benzo(a)pyrene		5600	E
193-39-5	Indeno(1,2,3-cd)pyrene		4000	
53-70-3	Dibenzo(a,h)anthracene		1800	
191-24-2	Benzo(g,h,i)perylene		3600	

(1) Cannot be separated from Diphenylamine

**PRELIMINARY**

SOM01.2 (6/2007)

1D - FORM I SV-1  
SEMIVOLATILE ORGANICS ANALYSIS DATA SHEET

EPA SAMPLE NO.

E3NP7

Lab Name: MITKEM LABORATORIES Contract: EP-W-05-030  
 Lab Code: MITKEM Case No.: 38897 Mod. Ref No.: 1760.0 SDG No.: E3NN9  
 Matrix: (SOIL/SED/WATER) SOIL Lab Sample ID: H1635-08A  
 Sample wt/vol: 30.2 (g/mL) G Lab File ID: S3F9552.D  
 Level: (LOW/MED) LOW Extraction: (Type) SONC  
 % Moisture: 39 Decanted: (Y/N) N Date Received: 08/25/2009  
 Concentrated Extract Volume: 500 (uL) Date Extracted: 08/25/2009  
 Injection Volume: 2.0 (uL) GPC Factor: 2.00 Date Analyzed: 08/27/2009  
 GPC Cleanup: (Y/N) Y pH: 7.5 Dilution Factor: 1.0

CAS NO.	COMPOUND	CONCENTRATION UNITS:	
		(ug/L or ug/Kg)	UG/KG
91-20-3	Naphthalene	270	J
91-57-6	2-Methylnaphthalene	310	
208-96-8	Acenaphthylene	480	
83-32-9	Acenaphthene	900	

**PRELIMINARY**

SOM01.2 (6/2007)

1E - FORM I SV-2  
SEMIVOLATILE ORGANICS ANALYSIS DATA SHEET

EPA SAMPLE NO.

E3NP7

Lab Name: MITKEM LABORATORIES Contract: EP-W-05-030  
 Lab Code: MITKEM Case No.: 38897 Mod. Ref No.: 1760.0 SDG No.: E3NN9  
 Matrix: (SOIL/SED/WATER) SOIL Lab Sample ID: H1635-08A  
 Sample wt/vol: 30.2 (g/mL) G Lab File ID: S3F9552.D  
 Level: (LOW/MED) LOW Extraction: (Type) SONC  
 % Moisture: 39 Decanted: (Y/N) N Date Received: 08/25/2009  
 Concentrated Extract Volume: 500 (uL) Date Extracted: 08/25/2009  
 Injection Volume: 2.0 (uL) GPC Factor: 2.00 Date Analyzed: 08/27/2009  
 GPC Cleanup: (Y/N) Y pH: 7.5 Dilution Factor: 1.0

CAS NO.	COMPOUND	CONCENTRATION UNITS: (ug/L or ug/Kg)	UG/KG	Q
86-73-7	Fluorene		1500	
85-01-8	Phenanthrene		9800	E
120-12-7	Anthracene		2300	
206-44-0	Fluoranthene		15000	E
129-00-0	Pyrene		11000	E
56-55-3	Benzo(a)anthracene		6400	E
218-01-9	Chrysene		8200	E
205-99-2	Benzo(b)fluoranthene		9300	E
207-08-9	Benzo(k)fluoranthene		3200	
50-32-8	Benzo(a)pyrene		5800	E
193-39-5	Indeno(1,2,3-cd)pyrene		3700	
53-70-3	Dibenzo(a,h)anthracene		1600	
191-24-2	Benzo(g,h,i)perylene		3200	

(1) Cannot be separated from Diphenylamine

PRELIMINARY

SOM01.2 (6/2007)



1D - FORM I SV-1  
SEMIVOLATILE ORGANICS ANALYSIS DATA SHEET

EPA SAMPLE NO.

E3NP8

Lab Name: MITKEM LABORATORIES Contract: EP-W-05-030  
 Lab Code: MITKEM Case No.: 38897 Mod. Ref No.: 1760.0 SDG No.: E3NN9  
 Matrix: (SOIL/SED/WATER) SOIL Lab Sample ID: H1635-09A  
 Sample wt/vol: 30.0 (g/mL) G Lab File ID: S3F9564.D  
 Level: (LOW/MED) LOW Extraction: (Type) SONC  
 % Moisture: 25 Decanted: (Y/N) N Date Received: 08/25/2009  
 Concentrated Extract Volume: 500 (uL) Date Extracted: 08/25/2009  
 Injection Volume: 2.0 (uL) GPC Factor: 2.00 Date Analyzed: 08/28/2009  
 GPC Cleanup: (Y/N) Y pH: 7.6 Dilution Factor: 1.0

CAS NO.	COMPOUND	CONCENTRATION UNITS: (ug/L or ug/Kg)	UG/KG	Q
91-20-3	Naphthalene		230	U
91-57-6	2-Methylnaphthalene		230	U
208-96-8	Acenaphthylene		230	U
83-32-9	Acenaphthene		230	U

PRELIMINARY

SOM01.2 (6/2007)

1E - FORM I SV-2  
SEMIVOLATILE ORGANICS ANALYSIS DATA SHEET

EPA SAMPLE NO.

E3NP8

Lab Name: MITKEM LABORATORIES Contract: EP-W-05-030  
 Lab Code: MITKEM Case No.: 38897 Mod. Ref No.: 1760.0 SDG No.: E3NN9  
 Matrix: (SOIL/SED/WATER) SOIL Lab Sample ID: H1635-09A  
 Sample wt/vol: 30.0 (g/mL) G Lab File ID: S3F9564.D  
 Level: (LOW/MED) LOW Extraction: (Type) SONC  
 % Moisture: 25 Decanted: (Y/N) N Date Received: 08/25/2009  
 Concentrated Extract Volume: 500 (uL) Date Extracted: 08/25/2009  
 Injection Volume: 2.0 (uL) GPC Factor: 2.00 Date Analyzed: 08/28/2009  
 GPC Cleanup: (Y/N) Y pH: 7.6 Dilution Factor: 1.0

CAS NO.	COMPOUND	CONCENTRATION UNITS:		Q
		(ug/L or ug/Kg)	UG/KG	
86-73-7	Fluorene		230	U
85-01-8	Phenanthrene		87	J
120-12-7	Anthracene		230	U
206-44-0	Fluoranthene		160	J
129-00-0	Pyrene		120	J
56-55-3	Benzo(a)anthracene		66	J
218-01-9	Chrysene		91	J
205-99-2	Benzo(b)fluoranthene		89	J
207-08-9	Benzo(k)fluoranthene		32	J
50-32-8	Benzo(a)pyrene		59	J
193-39-5	Indeno(1,2,3-cd)pyrene		230	U
53-70-3	Dibenzo(a,h)anthracene		230	U
191-24-2	Benzo(g,h,i)perylene		230	U

(1) Cannot be separated from Diphenylamine

**PRELIMINARY**

SOM01.2 (6/2007)

1D - FORM I SV-1  
SEMIVOLATILE ORGANICS ANALYSIS DATA SHEET

EPA SAMPLE NO.

E3NP9

Lab Name: MITKEM LABORATORIES Contract: EP-W-05-030  
 Lab Code: MITKEM Case No.: 38897 Mod. Ref No.: 1760.0 SDG No.: E3NN9  
 Matrix: (SOIL/SED/WATER) SOIL Lab Sample ID: H1635-10A  
 Sample wt/vol: 30.0 (g/mL) G Lab File ID: S3F9553.D  
 Level: (LOW/MED) LOW Extraction: (Type) SONC  
 % Moisture: 42 Decanted: (Y/N) N Date Received: 08/25/2009  
 Concentrated Extract Volume: 500 (uL) Date Extracted: 08/25/2009  
 Injection Volume: 2.0 (uL) GPC Factor: 2.00 Date Analyzed: 08/27/2009  
 GPC Cleanup: (Y/N) Y pH: 6.9 Dilution Factor: 1.0

CAS NO.	COMPOUND	CONCENTRATION UNITS: (ug/L or ug/Kg)	UG/KG	Q
91-20-3	Naphthalene		230	J
91-57-6	2-Methylnaphthalene		360	
208-96-8	Acenaphthylene		710	
83-32-9	Acenaphthene		1000	

PRELIMINARY

SOM01.2 (6/2007)

1E - FORM I SV-2  
SEMIVOLATILE ORGANICS ANALYSIS DATA SHEET

EPA SAMPLE NO.

E3NP9

Lab Name: MITKEM LABORATORIES Contract: EP-W-05-030  
 Lab Code: MITKEM Case No.: 38897 Mod. Ref No.: 1760.0 SDG No.: E3NN9  
 Matrix: (SOIL/SED/WATER) SOIL Lab Sample ID: H1635-10A  
 Sample wt/vol: 30.0 (g/mL) G Lab File ID: S3F9553.D  
 Level: (LOW/MED) LOW Extraction: (Type) SONC  
 % Moisture: 42 Decanted: (Y/N) N Date Received: 08/25/2009  
 Concentrated Extract Volume: 500 (uL) Date Extracted: 08/25/2009  
 Injection Volume: 2.0 (uL) GPC Factor: 2.00 Date Analyzed: 08/27/2009  
 GPC Cleanup: (Y/N) Y pH: 6.9 Dilution Factor: 1.0

CAS NO.	COMPOUND	CONCENTRATION UNITS:		Q
		(ug/L or ug/Kg)	UG/KG	
86-73-7	Fluorene		2000	
85-01-8	Phenanthrene		13000	E
120-12-7	Anthracene		3700	
206-44-0	Fluoranthene		23000	E
129-00-0	Pyrene		15000	E
56-55-3	Benzo(a)anthracene		9600	E
218-01-9	Chrysene		12000	E
205-99-2	Benzo(b)fluoranthene		13000	E
207-08-9	Benzo(k)fluoranthene		4300	
50-32-8	Benzo(a)pyrene		8500	E
193-39-5	Indeno(1,2,3-cd)pyrene		6100	E
53-70-3	Dibenzo(a,h)anthracene		2500	
191-24-2	Benzo(g,h,i)perylene		5400	E

(1) Cannot be separated from Diphenylamine

**PRELIMINARY**

SOM01.2 (6/2007)

1D - FORM I SV-1  
SEMIVOLATILE ORGANICS ANALYSIS DATA SHEET

EPA SAMPLE NO.

E3NQ0

Lab Name: MITKEM LABORATORIES Contract: EP-W-05-030  
 Lab Code: MITKEM Case No.: 38897 Mod. Ref No.: 1760.0 SDG No.: E3NN9  
 Matrix: (SOIL/SED/WATER) SOIL Lab Sample ID: H1635-11A  
 Sample wt/vol: 30.3 (g/mL) G Lab File ID: S3F9554.D  
 Level: (LOW/MED) LOW Extraction: (Type) SONC  
 % Moisture: 40 Decanted: (Y/N) N Date Received: 08/25/2009  
 Concentrated Extract Volume: 500 (uL) Date Extracted: 08/25/2009  
 Injection Volume: 2.0 (uL) GPC Factor: 2.00 Date Analyzed: 08/27/2009  
 GPC Cleanup: (Y/N) Y pH: 7.0 Dilution Factor: 1.0

CAS NO.	COMPOUND	CONCENTRATION UNITS: (ug/L or ug/Kg)	UG/KG	Q
91-20-3	Naphthalene		340	
91-57-6	2-Methylnaphthalene		390	
208-96-8	Acenaphthylene		650	
83-32-9	Acenaphthene		1200	

PRELIMINARY

SOM01.2 (6/2007)

1E - FORM I SV-2  
SEMIVOLATILE ORGANICS ANALYSIS DATA SHEET

EPA SAMPLE NO.

E3NQ0

Lab Name: MITKEM LABORATORIES Contract: EP-W-05-030  
 Lab Code: MITKEM Case No.: 38897 Mod. Ref No.: 1760.0 SDG No.: E3NN9  
 Matrix: (SOIL/SED/WATER) SOIL Lab Sample ID: H1635-11A  
 Sample wt/vol: 30.3 (g/mL) G Lab File ID: S3F9554.D  
 Level: (LOW/MED) LOW Extraction: (Type) SONC  
 % Moisture: 40 Decanted: (Y/N) N Date Received: 08/25/2009  
 Concentrated Extract Volume: 500 (uL) Date Extracted: 08/25/2009  
 Injection Volume: 2.0 (uL) GPC Factor: 2.00 Date Analyzed: 08/27/2009  
 GPC Cleanup: (Y/N) Y pH: 7.0 Dilution Factor: 1.0

CAS NO.	COMPOUND	CONCENTRATION UNITS:		Q
		(ug/L or ug/Kg)	UG/KG	
86-73-7	Fluorene		2300	
85-01-8	Phenanthrene		15000	E
120-12-7	Anthracene		4500	E
206-44-0	Fluoranthene		24000	E
129-00-0	Pyrene		16000	E
56-55-3	Benzo(a)anthracene		9900	E
218-01-9	Chrysene		12000	E
205-99-2	Benzo(b)fluoranthene		15000	E
207-08-9	Benzo(k)fluoranthene		5200	E
50-32-8	Benzo(a)pyrene		7600	E
193-39-5	Indeno(1,2,3-cd)pyrene		6400	E
53-70-3	Dibenzo(a,h)anthracene		2600	
191-24-2	Benzo(g,h,i)perylene		6100	E

(1) Cannot be separated from Diphenylamine

PRELIMINARY

SOM01.2 (6/2007)

1D - FORM I SV-1  
SEMIVOLATILE ORGANICS ANALYSIS DATA SHEET

EPA SAMPLE NO.

E3NQ1

Lab Name: MITKEM LABORATORIES Contract: EP-W-05-030  
 Lab Code: MITKEM Case No.: 38897 Mod. Ref No.: 1760.0 SDG No.: E3NN9  
 Matrix: (SOIL/SED/WATER) SOIL Lab Sample ID: H1635-12A  
 Sample wt/vol: 30.3 (g/mL) G Lab File ID: S3F9555.D  
 Level: (LOW/MED) LOW Extraction: (Type) SONC  
 % Moisture: 40 Decanted: (Y/N) N Date Received: 08/25/2009  
 Concentrated Extract Volume: 500 (uL) Date Extracted: 08/25/2009  
 Injection Volume: 2.0 (uL) GPC Factor: 2.00 Date Analyzed: 08/27/2009  
 GPC Cleanup: (Y/N) Y pH: 7.3 Dilution Factor: 1.0

CAS NO.	COMPOUND	CONCENTRATION UNITS: (ug/L or ug/Kg)	UG/KG	Q
91-20-3	Naphthalene		380	
91-57-6	2-Methylnaphthalene		610	
208-96-8	Acenaphthylene		640	
83-32-9	Acenaphthene		1500	

**PRELIMINARY**

SOM01.2 (6/2007)

1E - FORM I SV-2  
SEMIVOLATILE ORGANICS ANALYSIS DATA SHEET

EPA SAMPLE NO.

E3NQ1

Lab Name: MITKEM LABORATORIES Contract: EP-W-05-030  
 Lab Code: MITKEM Case No.: 38897 Mod. Ref No.: 1760.0 SDG No.: E3NN9  
 Matrix: (SOIL/SED/WATER) SOIL Lab Sample ID: H1635-12A  
 Sample wt/vol: 30.3 (g/mL) G Lab File ID: S3F9555.D  
 Level: (LOW/MED) LOW Extraction: (Type) SONC  
 % Moisture: 40 Decanted: (Y/N) N Date Received: 08/25/2009  
 Concentrated Extract Volume: 500 (uL) Date Extracted: 08/25/2009  
 Injection Volume: 2.0 (uL) GPC Factor: 2.00 Date Analyzed: 08/27/2009  
 GPC Cleanup: (Y/N) Y pH: 7.3 Dilution Factor: 1.0

CAS NO.	COMPOUND	CONCENTRATION UNITS: (ug/L or ug/Kg)	UG/KG	Q
86-73-7	Fluorene		2600	
85-01-8	Phenanthrene		16000	E
120-12-7	Anthracene		4300	
206-44-0	Fluoranthene		25000	E
129-00-0	Pyrene		21000	E
56-55-3	Benzo(a)anthracene		12000	E
218-01-9	Chrysene		14000	E
205-99-2	Benzo(b)fluoranthene		19000	E
207-08-9	Benzo(k)fluoranthene		4600	E
50-32-8	Benzo(a)pyrene		10000	E
193-39-5	Indeno(1,2,3-cd)pyrene		6900	E
53-70-3	Dibenzo(a,h)anthracene		2600	
191-24-2	Benzo(g,h,i)perylene		6400	E

(1) Cannot be separated from Diphenylamine

**PRELIMINARY**

SOM01.2 (6/2007)



1D - FORM I SV-1  
SEMIVOLATILE ORGANICS ANALYSIS DATA SHEET

EPA SAMPLE NO.

E3NQ2

Lab Name: MITKEM LABORATORIES Contract: EP-W-05-030  
 Lab Code: MITKEM Case No.: 38897 Mod. Ref No.: 1760.0 SDG No.: E3NN9  
 Matrix: (SOIL/SED/WATER) SOIL Lab Sample ID: H1635-13A  
 Sample wt/vol: 30.0 (g/mL) G Lab File ID: S3F9556.D  
 Level: (LOW/MED) LOW Extraction: (Type) SONC  
 % Moisture: 41 Decanted: (Y/N) N Date Received: 08/25/2009  
 Concentrated Extract Volume: 500 (uL) Date Extracted: 08/25/2009  
 Injection Volume: 2.0 (uL) GPC Factor: 2.00 Date Analyzed: 08/27/2009  
 GPC Cleanup: (Y/N) Y pH: 7.4 Dilution Factor: 1.0

CAS NO.	COMPOUND	CONCENTRATION UNITS: (ug/L or ug/Kg)	UG/KG	Q
91-20-3	Naphthalene		600	
91-57-6	2-Methylnaphthalene		380	
208-96-8	Acenaphthylene		550	
83-32-9	Acenaphthene		840	

PRELIMINARY

SOM01.2 (6/2007)

1E - FORM I SV-2  
SEMIVOLATILE ORGANICS ANALYSIS DATA SHEET

EPA SAMPLE NO.

E3NQ2

Lab Name: MITKEM LABORATORIES Contract: EP-W-05-030  
 Lab Code: MITKEM Case No.: 38897 Mod. Ref No.: 1760.0 SDG No.: E3NN9  
 Matrix: (SOIL/SED/WATER) SOIL Lab Sample ID: H1635-13A  
 Sample wt/vol: 30.0 (g/mL) G Lab File ID: S3F9556.D  
 Level: (LOW/MED) LOW Extraction: (Type) SONC  
 % Moisture: 41 Decanted: (Y/N) N Date Received: 08/25/2009  
 Concentrated Extract Volume: 500 (uL) Date Extracted: 08/25/2009  
 Injection Volume: 2.0 (uL) GPC Factor: 2.00 Date Analyzed: 08/27/2009  
 GPC Cleanup: (Y/N) Y pH: 7.4 Dilution Factor: 1.0

CAS NO.	COMPOUND	CONCENTRATION UNITS: UG/KG (ug/L or ug/Kg)	Q
86-73-7	Fluorene	1500	
85-01-8	Phenanthrene	12000	E
120-12-7	Anthracene	2600	
206-44-0	Fluoranthene	22000	E
129-00-0	Pyrene	18000	E
56-55-3	Benzo(a)anthracene	8800	E
218-01-9	Chrysene	10000	E
205-99-2	Benzo(b)fluoranthene	13000	E
207-08-9	Benzo(k)fluoranthene	3800	
50-32-8	Benzo(a)pyrene	7400	E
193-39-5	Indeno(1,2,3-cd)pyrene	5000	E
53-70-3	Dibenzo(a,h)anthracene	2200	
191-24-2	Benzo(g,h,i)perylene	5000	E

(1) Cannot be separated from Diphenylamine

PRELIMINARY

SOM01.2 (6/2007)

1D - FORM I SV-1  
SEMIVOLATILE ORGANICS ANALYSIS DATA SHEET

EPA SAMPLE NO.

E3NQ3

Lab Name: MITKEM LABORATORIES Contract: EP-W-05-030  
 Lab Code: MITKEM Case No.: 38897 Mod. Ref No.: 1760.0 SDG No.: E3NN9  
 Matrix: (SOIL/SED/WATER) SOIL Lab Sample ID: H1635-14A  
 Sample wt/vol: 30.4 (g/mL) G Lab File ID: S3F9557.D  
 Level: (LOW/MED) LOW Extraction: (Type) SONC  
 % Moisture: 40 Decanted: (Y/N) N Date Received: 08/25/2009  
 Concentrated Extract Volume: 500 (uL) Date Extracted: 08/25/2009  
 Injection Volume: 2.0 (uL) GPC Factor: 2.00 Date Analyzed: 08/27/2009  
 GPC Cleanup: (Y/N) Y pH: 7.4 Dilution Factor: 1.0

CAS NO.	COMPOUND	CONCENTRATION UNITS:		Q
		(ug/L or ug/Kg)	UG/KG	
91-20-3	Naphthalene		450	
91-57-6	2-Methylnaphthalene		350	
208-96-8	Acenaphthylene		600	
83-32-9	Acenaphthene		1000	

**PRELIMINARY**  
SOM01.2 (6/2007)

1E - FORM I SV-2  
SEMIVOLATILE ORGANICS ANALYSIS DATA SHEET

EPA SAMPLE NO.

E3NQ3

Lab Name: MITKEM LABORATORIES Contract: EP-W-05-030  
 Lab Code: MITKEM Case No.: 38897 Mod. Ref No.: 1760.0 SDG No.: E3NN9  
 Matrix: (SOIL/SED/WATER) SOIL Lab Sample ID: H1635-14A  
 Sample wt/vol: 30.4 (g/mL) G Lab File ID: S3F9557.D  
 Level: (LOW/MED) LOW Extraction: (Type) SONC  
 % Moisture: 40 Decanted: (Y/N) N Date Received: 08/25/2009  
 Concentrated Extract Volume: 500 (uL) Date Extracted: 08/25/2009  
 Injection Volume: 2.0 (uL) GPC Factor: 2.00 Date Analyzed: 08/27/2009  
 GPC Cleanup: (Y/N) Y pH: 7.4 Dilution Factor: 1.0

CAS NO.	COMPOUND	CONCENTRATION UNITS:		Q
		(ug/L or ug/Kg)	UG/KG	
86-73-7	Fluorene		1700	
85-01-8	Phenanthrene		12000	E
120-12-7	Anthracene		2700	
206-44-0	Fluoranthene		22000	E
129-00-0	Pyrene		17000	E
56-55-3	Benzo(a)anthracene		8500	E
218-01-9	Chrysene		8700	E
205-99-2	Benzo(b)fluoranthene		10000	E
207-08-9	Benzo(k)fluoranthene		3500	
50-32-8	Benzo(a)pyrene		6600	E
193-39-5	Indeno(1,2,3-cd)pyrene		3700	
53-70-3	Dibenzo(a,h)anthracene		1600	
191-24-2	Benzo(g,h,i)perylene		3400	

(1) Cannot be separated from Diphenylamine

**PRELIMINARY**  
SOM01.2 (6/2007)

1D - FORM I SV-1  
SEMIVOLATILE ORGANICS ANALYSIS DATA SHEET

EPA SAMPLE NO.

E3NQ4

Lab Name: MITKEM LABORATORIES Contract: EP-W-05-030  
 Lab Code: MITKEM Case No.: 38897 Mod. Ref No.: 1760.0 SDG No.: E3NN9  
 Matrix: (SOIL/SED/WATER) SOIL Lab Sample ID: H1635-15A  
 Sample wt/vol: 30.1 (g/mL) G Lab File ID: S3F9558.D  
 Level: (LOW/MED) LOW Extraction: (Type) SONC  
 % Moisture: 36 Decanted: (Y/N) N Date Received: 08/25/2009  
 Concentrated Extract Volume: 500 (uL) Date Extracted: 08/25/2009  
 Injection Volume: 2.0 (uL) GPC Factor: 2.00 Date Analyzed: 08/27/2009  
 GPC Cleanup: (Y/N) Y pH: 7.6 Dilution Factor: 1.0

CAS NO.	COMPOUND	CONCENTRATION UNITS: (ug/L or ug/Kg)	UG/KG	Q
91-20-3	Naphthalene		510	
91-57-6	2-Methylnaphthalene		370	
208-96-8	Acenaphthylene		500	
83-32-9	Acenaphthene		1100	

PRELIMINARY

1E - FORM I SV-2  
SEMIVOLATILE ORGANICS ANALYSIS DATA SHEET

EPA SAMPLE NO.

E3NQ4

Lab Name: MITKEM LABORATORIES Contract: EP-W-05-030  
 Lab Code: MITKEM Case No.: 38897 Mod. Ref No.: 1760.0 SDG No.: E3NN9  
 Matrix: (SOIL/SED/WATER) SOIL Lab Sample ID: H1635-15A  
 Sample wt/vol: 30.1 (g/mL) G Lab File ID: S3F9558.D  
 Level: (LOW/MED) LOW Extraction: (Type) SONC  
 % Moisture: 36 Decanted: (Y/N) N Date Received: 08/25/2009  
 Concentrated Extract Volume: 500 (uL) Date Extracted: 08/25/2009  
 Injection Volume: 2.0 (uL) GPC Factor: 2.00 Date Analyzed: 08/27/2009  
 GPC Cleanup: (Y/N) Y pH: 7.6 Dilution Factor: 1.0

CAS NO.	COMPOUND	CONCENTRATION UNITS: <u>UG/KG</u> (ug/L or ug/Kg)	<u>Q</u>
86-73-7	Fluorene	1700	
85-01-8	Phenanthrene	13000	E
120-12-7	Anthracene	13000	E
206-44-0	Fluoranthene	21000	E
129-00-0	Pyrene	18000	E
56-55-3	Benzo (a) anthracene	8500	E
218-01-9	Chrysene	9200	E
205-99-2	Benzo (b) fluoranthene	11000	E
207-08-9	Benzo (k) fluoranthene	3000	
50-32-8	Benzo (a) pyrene	6700	E
193-39-5	Indeno (1, 2, 3-cd) pyrene	3800	
53-70-3	Dibenzo (a, h) anthracene	1800	
191-24-2	Benzo (g, h, i) perylene	3600	

(1) Cannot be separated from Diphenylamine

PRELIMINARY

SOM01.2 (6/2007)

1D - FORM I SV-1  
SEMIVOLATILE ORGANICS ANALYSIS DATA SHEET

EPA SAMPLE NO.

E3NQ5

Lab Name: MITKEM LABORATORIES Contract: EP-W-05-030  
 Lab Code: MITKEM Case No.: 38897 Mod. Ref No.: 1760.0 SDG No.: E3NN9  
 Matrix: (SOIL/SED/WATER) SOIL Lab Sample ID: H1635-16A  
 Sample wt/vol: 30.0 (g/mL) G Lab File ID: S3F9565.D  
 Level: (LOW/MED) LOW Extraction: (Type) SONC  
 % Moisture: 28 Decanted: (Y/N) N Date Received: 08/25/2009  
 Concentrated Extract Volume: 500 (uL) Date Extracted: 08/25/2009  
 Injection Volume: 2.0 (uL) GPC Factor: 2.00 Date Analyzed: 08/28/2009  
 GPC Cleanup: (Y/N) Y pH: 7.6 Dilution Factor: 1.0

CAS NO.	COMPOUND	CONCENTRATION UNITS:		Q
		(ug/L or ug/Kg)	UG/KG	
91-20-3	Naphthalene		240	U
91-57-6	2-Methylnaphthalene		240	U
208-96-8	Acenaphthylene		240	U
83-32-9	Acenaphthene		80	J

PRELIMINARY

1E - FORM I SV-2  
SEMIVOLATILE ORGANICS ANALYSIS DATA SHEET

EPA SAMPLE NO.

E3NQ5

Lab Name: MITKEM LABORATORIES Contract: EP-W-05-030  
 Lab Code: MITKEM Case No.: 38897 Mod. Ref No.: 1760.0 SDG No.: E3NN9  
 Matrix: (SOIL/SED/WATER) SOIL Lab Sample ID: H1635-16A  
 Sample wt/vol: 30.0 (g/mL) G Lab File ID: S3F9565.D  
 Level: (LOW/MED) LOW Extraction: (Type) SONC  
 % Moisture: 28 Decanted: (Y/N) N Date Received: 08/25/2009  
 Concentrated Extract Volume: 500 (uL) Date Extracted: 08/25/2009  
 Injection Volume: 2.0 (uL) GPC Factor: 2.00 Date Analyzed: 08/28/2009  
 GPC Cleanup: (Y/N) Y pH: 7.6 Dilution Factor: 1.0

CAS NO.	COMPOUND	CONCENTRATION UNITS:		Q
		(ug/L or ug/Kg)	UG/KG	
86-73-7	Fluorene		93	J
85-01-8	Phenanthrene		280	
120-12-7	Anthracene		240	U
206-44-0	Fluoranthene		130	J
129-00-0	Pyrene		85	J
56-55-3	Benzo(a)anthracene		240	U
218-01-9	Chrysene		240	U
205-99-2	Benzo(b)fluoranthene		240	U
207-08-9	Benzo(k)fluoranthene		240	U
50-32-8	Benzo(a)pyrene		240	U
193-39-5	Indeno(1,2,3-cd)pyrene		240	U
53-70-3	Dibenzo(a,h)anthracene		240	U
191-24-2	Benzo(g,h,i)perylene		240	U

(1) Cannot be separated from Diphenylamine

PRELIMINARY



1D - FORM I SV-1  
SEMIVOLATILE ORGANICS ANALYSIS DATA SHEET

EPA SAMPLE NO.

E3NQ7

Lab Name: MITKEM LABORATORIES Contract: EP-W-05-030  
 Lab Code: MITKEM Case No.: 38897 Mod. Ref No.: 1760.0 SDG No.: E3NN9  
 Matrix: (SOIL/SED/WATER) SOIL Lab Sample ID: H1635-17A  
 Sample wt/vol: 30.2 (g/mL) G Lab File ID: S3F9559.D  
 Level: (LOW/MED) LOW Extraction: (Type) SONC  
 % Moisture: 38 Decanted: (Y/N) N Date Received: 08/25/2009  
 Concentrated Extract Volume: 500 (uL) Date Extracted: 08/25/2009  
 Injection Volume: 2.0 (uL) GPC Factor: 2.00 Date Analyzed: 08/28/2009  
 GPC Cleanup: (Y/N) Y pH: 7.5 Dilution Factor: 1.0

CAS NO.	COMPOUND	CONCENTRATION UNITS:		Q
		(ug/L or ug/Kg)	UG/KG	
91-20-3	Naphthalene		310	
91-57-6	2-Methylnaphthalene		510	
208-96-8	Acenaphthylene		650	
83-32-9	Acenaphthene		1200	

**PRELIMINARY**

1E - FORM I SV-2  
SEMIVOLATILE ORGANICS ANALYSIS DATA SHEET

EPA SAMPLE NO.

E3NQ7

Lab Name: MITKEM LABORATORIES Contract: EP-W-05-030  
 Lab Code: MITKEM Case No.: 38897 Mod. Ref No.: 1760.0 SDG No.: E3NN9  
 Matrix: (SOIL/SED/WATER) SOIL Lab Sample ID: H1635-17A  
 Sample wt/vol: 30.2 (g/mL) G Lab File ID: S3F9559.D  
 Level: (LOW/MED) LOW Extraction: (Type) SONC  
 % Moisture: 38 Decanted: (Y/N) N Date Received: 08/25/2009  
 Concentrated Extract Volume: 500 (uL) Date Extracted: 08/25/2009  
 Injection Volume: 2.0 (uL) GPC Factor: 2.00 Date Analyzed: 08/28/2009  
 GPC Cleanup: (Y/N) Y pH: 7.5 Dilution Factor: 1.0

CAS NO.	COMPOUND	CONCENTRATION UNITS: <u>UG/KG</u> (ug/L or ug/Kg)	<u>Q</u>
86-73-7	Fluorene	2200	
85-01-8	Phenanthrene	17000	E
120-12-7	Anthracene	3900	
206-44-0	Fluoranthene	31000	E
129-00-0	Pyrene	26000	E
56-55-3	Benzo(a)anthracene	11000	E
218-01-9	Chrysene	14000	E
205-99-2	Benzo(b)fluoranthene	16000	E
207-08-9	Benzo(k)fluoranthene	4500	E
50-32-8	Benzo(a)pyrene	9500	E
193-39-5	Indeno(1,2,3-cd)pyrene	6500	E
53-70-3	Dibenzo(a,h)anthracene	2600	
191-24-2	Benzo(g,h,i)perylene	6400	E

(1) Cannot be separated from Diphenylamine

PRELIMINARY

1D - FORM I SV-1  
SEMIVOLATILE ORGANICS ANALYSIS DATA SHEET

EPA SAMPLE NO.

E3NQ8

Lab Name: MITKEM LABORATORIES Contract: EP-W-05-030  
 Lab Code: MITKEM Case No.: 38897 Mod. Ref No.: 1760.0 SDG No.: E3NN9  
 Matrix: (SOIL/SED/WATER) SOIL Lab Sample ID: H1635-18A  
 Sample wt/vol: 30.0 (g/mL) G Lab File ID: S3F9560.D  
 Level: (LOW/MED) LOW Extraction: (Type) SONC  
 % Moisture: 39 Decanted: (Y/N) N Date Received: 08/25/2009  
 Concentrated Extract Volume: 500 (uL) Date Extracted: 08/25/2009  
 Injection Volume: 2.0 (uL) GPC Factor: 2.00 Date Analyzed: 08/28/2009  
 GPC Cleanup: (Y/N) Y pH: 7.5 Dilution Factor: 1.0

CAS NO.	COMPOUND	CONCENTRATION UNITS: (ug/L or ug/Kg)	UG/KG	Q
91-20-3	Naphthalene		1200	
91-57-6	2-Methylnaphthalene		820	
208-96-8	Acenaphthylene		1100	
83-32-9	Acenaphthene		1800	

PRELIMINARY

1E - FORM I SV-2  
SEMIVOLATILE ORGANICS ANALYSIS DATA SHEET

EPA SAMPLE NO.

E3NQ8

Lab Name: MITKEM LABORATORIES Contract: EP-W-05-030  
 Lab Code: MITKEM Case No.: 38897 Mod. Ref No.: 1760.0 SDG No.: E3NN9  
 Matrix: (SOIL/SED/WATER) SOIL Lab Sample ID: H1635-18A  
 Sample wt/vol: 30.0 (g/mL) G Lab File ID: S3F9560.D  
 Level: (LOW/MED) LOW Extraction: (Type) SONC  
 % Moisture: 39 Decanted: (Y/N) N Date Received: 08/25/2009  
 Concentrated Extract Volume: 500 (uL) Date Extracted: 08/25/2009  
 Injection Volume: 2.0 (uL) GPC Factor: 2.00 Date Analyzed: 08/28/2009  
 GPC Cleanup: (Y/N) Y pH: 7.5 Dilution Factor: 1.0

CAS NO.	COMPOUND	CONCENTRATION UNITS: UG/KG	
		(ug/L or ug/Kg)	Q
86-73-7	Fluorene	2900	
85-01-8	Phenanthrene	19000	E
120-12-7	Anthracene	5100	E
206-44-0	Fluoranthene	27000	E
129-00-0	Pyrene	38000	E
56-55-3	Benzo(a)anthracene	19000	E
218-01-9	Chrysene	18000	E
205-99-2	Benzo(b)fluoranthene	19000	E
207-08-9	Benzo(k)fluoranthene	6900	E
50-32-8	Benzo(a)pyrene	12000	E
193-39-5	Indeno(1,2,3-cd)pyrene	8000	E
53-70-3	Dibenzo(a,h)anthracene	3000	
191-24-2	Benzo(g,h,i)perylene	9400	E

(1) Cannot be separated from Diphenylamine

PRELIMINARY

1D - FORM I SV-1  
SEMIVOLATILE ORGANICS ANALYSIS DATA SHEET

EPA SAMPLE NO.

E3NQ9

Lab Name: MITKEM LABORATORIES Contract: EP-W-05-030  
 Lab Code: MITKEM Case No.: 38897 Mod. Ref No.: 1760.0 SDG No.: E3NN9  
 Matrix: (SOIL/SED/WATER) SOIL Lab Sample ID: H1635-19A  
 Sample wt/vol: 30.4 (g/mL) G Lab File ID: S3F9561.D  
 Level: (LOW/MED) LOW Extraction: (Type) SONC  
 % Moisture: 40 Decanted: (Y/N) N Date Received: 08/25/2009  
 Concentrated Extract Volume: 500 (uL) Date Extracted: 08/25/2009  
 Injection Volume: 2.0 (uL) GPC Factor: 2.00 Date Analyzed: 08/28/2009  
 GPC Cleanup: (Y/N) Y pH: 7.4 Dilution Factor: 1.0

CAS NO.	COMPOUND	CONCENTRATION UNITS:	
		(ug/L or ug/Kg)	UG/KG
91-20-3	Naphthalene	240	J
91-57-6	2-Methylnaphthalene	180	J
208-96-8	Acenaphthylene	410	
83-32-9	Acenaphthene	420	

**PRELIMINARY**

1E - FORM I SV-2  
SEMIVOLATILE ORGANICS ANALYSIS DATA SHEET

EPA SAMPLE NO.

E3NQ9

Lab Name: MITKEM LABORATORIES Contract: EP-W-05-030  
 Lab Code: MITKEM Case No.: 38897 Mod. Ref No.: 1760.0 SDG No.: E3NN9  
 Matrix: (SOIL/SED/WATER) SOIL Lab Sample ID: H1635-19A  
 Sample wt/vol: 30.4 (g/mL) G Lab File ID: S3F9561.D  
 Level: (LOW/MED) LOW Extraction: (Type) SONC  
 % Moisture: 40 Decanted: (Y/N) N Date Received: 08/25/2009  
 Concentrated Extract Volume: 500 (uL) Date Extracted: 08/25/2009  
 Injection Volume: 2.0 (uL) GPC Factor: 2.00 Date Analyzed: 08/28/2009  
 GPC Cleanup: (Y/N) Y pH: 7.4 Dilution Factor: 1.0

CAS NO.	COMPOUND	CONCENTRATION UNITS: (ug/L or ug/Kg)	UG/KG	Q
86-73-7	Fluorene		710	
85-01-8	Phenanthrene		5300	E
120-12-7	Anthracene		1000	
206-44-0	Fluoranthene		11000	E
129-00-0	Pyrene		9400	E
56-55-3	Benzo(a)anthracene		3500	
218-01-9	Chrysene		4900	E
205-99-2	Benzo(b)fluoranthene		6100	E
207-08-9	Benzo(k)fluoranthene		2600	
50-32-8	Benzo(a)pyrene		3400	
193-39-5	Indeno(1,2,3-cd)pyrene		2200	
53-70-3	Dibenzo(a,h)anthracene		950	
191-24-2	Benzo(g,h,i)perylene		2100	

(1) Cannot be separated from Diphenylamine

PRELIMINARY

1D - FORM I SV-1  
SEMIVOLATILE ORGANICS ANALYSIS DATA SHEET

EPA SAMPLE NO.

E3NR0

Lab Name: MITKEM LABORATORIES Contract: EP-W-05-030  
 Lab Code: MITKEM Case No.: 38897 Mod. Ref No.: 1760.0 SDG No.: E3NN9  
 Matrix: (SOIL/SED/WATER) SOIL Lab Sample ID: H1635-20A  
 Sample wt/vol: 30.0 (g/mL) G Lab File ID: S3F9562.D  
 Level: (LOW/MED) LOW Extraction: (Type) SONC  
 % Moisture: 38 Decanted: (Y/N) N Date Received: 08/25/2009  
 Concentrated Extract Volume: 500 (uL) Date Extracted: 08/25/2009  
 Injection Volume: 2.0 (uL) GPC Factor: 2.00 Date Analyzed: 08/28/2009  
 GPC Cleanup: (Y/N) Y pH: 7.4 Dilution Factor: 1.0

CAS NO.	COMPOUND	CONCENTRATION UNITS:		Q
		(ug/L or ug/Kg)	UG/KG	
91-20-3	Naphthalene		380	
91-57-6	2-Methylnaphthalene		220	J
208-96-8	Acenaphthylene		520	
83-32-9	Acenaphthene		520	

PRELIMINARY

SOM01.2 (6/2007)

1E - FORM I SV-2  
SEMIVOLATILE ORGANICS ANALYSIS DATA SHEET

EPA SAMPLE NO.

E3NR0

Lab Name: MITKEM LABORATORIES Contract: EP-W-05-030  
 Lab Code: MITKEM Case No.: 38897 Mod. Ref No.: 1760.0 SDG No.: E3NN9  
 Matrix: (SOIL/SED/WATER) SOIL Lab Sample ID: H1635-20A  
 Sample wt/vol: 30.0 (g/mL) G Lab File ID: S3F9562.D  
 Level: (LOW/MED) LOW Extraction: (Type) SONC  
 % Moisture: 38 Decanted: (Y/N) N Date Received: 08/25/2009  
 Concentrated Extract Volume: 500 (uL) Date Extracted: 08/25/2009  
 Injection Volume: 2.0 (uL) GPC Factor: 2.00 Date Analyzed: 08/28/2009  
 GPC Cleanup: (Y/N) Y pH: 7.4 Dilution Factor: 1.0

CAS NO.	COMPOUND	CONCENTRATION UNITS: (ug/L or ug/Kg)	UG/KG	Q
86-73-7	Fluorene		870	
85-01-8	Phenanthrene		6500	E
120-12-7	Anthracene		1400	
206-44-0	Fluoranthene		14000	E
129-00-0	Pyrene		10000	E
56-55-3	Benzo(a)anthracene		4300	E
218-01-9	Chrysene		5600	E
205-99-2	Benzo(b)fluoranthene		6600	E
207-08-9	Benzo(k)fluoranthene		1700	
50-32-8	Benzo(a)pyrene		3900	
193-39-5	Indeno(1,2,3-cd)pyrene		2400	
53-70-3	Dibenzo(a,h)anthracene		1100	
191-24-2	Benzo(g,h,i)perylene		2400	

(1) Cannot be separated from Diphenylamine

PRELIMINARY



1F - FORM I SV-SIM  
SEMIVOLATILE SIM ORGANICS ANALYSIS DATA SHEET

EPA SAMPLE NO.

E3NN9

Lab Name: MITKEM LABORATORIES Contract: EP-W-05-030  
 Lab Code: MITKEM Case No.: 38897 Mod. Ref No.: \_\_\_\_\_ SDG No.: E3NN9  
 Matrix: (SOIL/SED/WATER) SOIL Lab Sample ID: H1635-01A  
 Sample wt/vol: 30.1 (g/mL) G Lab File ID: S5A5622.D  
 Extraction: (Type) SONC  
 % Moisture: 40 Decanted: (Y/N) N Date Received: 08/25/2009  
 Concentrated Extract Volume: 500 (uL) Date Extracted: 08/25/2009  
 Injection Volume: 2.0 (uL) GPC Factor: 2.00 Date Analyzed: 08/26/2009  
 GPC Cleanup: (Y/N) Y pH: 7.4 Dilution Factor: 8.0

CAS NO.	COMPOUND	CONCENTRATION UNITS:		Q
		(ug/L or ug/Kg)	UG/KG	
91-20-3	Naphthalene		290	
91-57-6	2-Methylnaphthalene		250	
208-96-8	Acenaphthylene		260	
83-32-9	Acenaphthene		550	E
86-73-7	Fluorene		1100	E
85-01-8	Phenanthrene		7400	E
120-12-7	Anthracene		2100	E
206-44-0	Fluoranthene		8700	E
129-00-0	Pyrene		7200	E
56-55-3	Benzo(a)anthracene		8000	E
218-01-9	Chrysene		5400	E
205-99-2	Benzo(b)fluoranthene		8800	E
207-08-9	Benzo(k)fluoranthene		3900	E
50-32-8	Benzo(a)pyrene		6800	E
193-39-5	Indeno(1,2,3-cd)pyrene		5600	E
53-70-3	Dibenzo(a,h)anthracene		1600	E
191-24-2	Benzo(g,h,i)perylene		5900	E

PRELIMINARY

1F - FORM I SV-SIM  
SEMIVOLATILE SIM ORGANICS ANALYSIS DATA SHEET

EPA SAMPLE NO.

E3NN9MS

Lab Name: MITKEM LABORATORIES Contract: EP-W-05-030  
 Lab Code: MITKEM Case No.: 38897 Mod. Ref No.: \_\_\_\_\_ SDG No.: E3NN9  
 Matrix: (SOIL/SED/WATER) SOIL Lab Sample ID: H1635-01AMS  
 Sample wt/vol: 30.1 (g/mL) G Lab File ID: S5A5623.D  
 Extraction: (Type) SONC  
 % Moisture: 40 Decanted: (Y/N) N Date Received: 08/25/2009  
 Concentrated Extract Volume: 500 (uL) Date Extracted: 08/25/2009  
 Injection Volume: 2.0 (uL) GPC Factor: 2.00 Date Analyzed: 08/26/2009  
 GPC Cleanup: (Y/N) Y pH: 7.4 Dilution Factor: 8.0

CAS NO.	COMPOUND	CONCENTRATION UNITS:		Q
		(ug/L or ug/Kg)	UG/KG	
91-20-3	Naphthalene		240	
91-57-6	2-Methylnaphthalene		450	E
208-96-8	Acenaphthylene		410	
83-32-9	Acenaphthene		1800	E
86-73-7	Fluorene		1500	E
85-01-8	Phenanthrene		7500	E
120-12-7	Anthracene		2400	E
206-44-0	Fluoranthene		9000	E
129-00-0	Pyrene		9300	E
56-55-3	Benzo(a)anthracene		10000	E
218-01-9	Chrysene		7500	E
205-99-2	Benzo(b)fluoranthene		14000	E
207-08-9	Benzo(k)fluoranthene		5100	E
50-32-8	Benzo(a)pyrene		9200	E
193-39-5	Indeno(1,2,3-cd)pyrene		7800	E
53-70-3	Dibenzo(a,h)anthracene		2500	E
191-24-2	Benzo(g,h,i)perylene		8600	E

PRELIMINARY

1F - FORM I SV-SIM  
SEMIVOLATILE SIM ORGANICS ANALYSIS DATA SHEET

EPA SAMPLE NO.

E3NN9MSD

Lab Name: MITKEM LABORATORIES Contract: EP-W-05-030  
 Lab Code: MITKEM Case No.: 38897 Mod. Ref No.: \_\_\_\_\_ SDG No.: E3NN9  
 Matrix: (SOIL/SED/WATER) SOIL Lab Sample ID: H1635-01AMSD  
 Sample wt/vol: 30.3 (g/mL) G Lab File ID: S5A5624.D  
 Extraction: (Type) SONC  
 % Moisture: 40 Decanted: (Y/N) N Date Received: 08/25/2009  
 Concentrated Extract Volume: 500 (uL) Date Extracted: 08/25/2009  
 Injection Volume: 2.0 (uL) GPC Factor: 2.00 Date Analyzed: 08/26/2009  
 GPC Cleanup: (Y/N) Y pH: 7.4 Dilution Factor: 8.0

CAS NO.	COMPOUND	CONCENTRATION UNITS: (ug/L or ug/Kg)	UG/KG	Q
91-20-3	Naphthalene		250	
91-57-6	2-Methylnaphthalene		460	E
208-96-8	Acenaphthylene		520	E
83-32-9	Acenaphthene		2100	E
86-73-7	Fluorene		1700	E
85-01-8	Phenanthrene		7300	E
120-12-7	Anthracene		2400	E
206-44-0	Fluoranthene		8800	E
129-00-0	Pyrene		9600	E
56-55-3	Benzo(a)anthracene		11000	E
218-01-9	Chrysene		7000	E
205-99-2	Benzo(b)fluoranthene		13000	E
207-08-9	Benzo(k)fluoranthene		5700	E
50-32-8	Benzo(a)pyrene		9200	E
193-39-5	Indeno(1,2,3-cd)pyrene		8100	E
53-70-3	Dibenzo(a,h)anthracene		2600	E
191-24-2	Benzo(g,h,i)perylene		8500	E

PRELIMINARY

1F - FORM I SV-SIM  
SEMIVOLATILE SIM ORGANICS ANALYSIS DATA SHEET

EPA SAMPLE NO.

E3NP1

Lab Name: MITKEM LABORATORIES Contract: EP-W-05-030  
 Lab Code: MITKEM Case No.: 38897 Mod. Ref No.: \_\_\_\_\_ SDG No.: E3NN9  
 Matrix: (SOIL/SED/WATER) SOIL Lab Sample ID: H1635-02A  
 Sample wt/vol: 30.0 (g/mL) G Lab File ID: S5A5625.D  
 Extraction: (Type) SONC  
 % Moisture: 29 Decanted: (Y/N) N Date Received: 08/25/2009  
 Concentrated Extract Volume: 500 (uL) Date Extracted: 08/25/2009  
 Injection Volume: 2.0 (uL) GPC Factor: 2.00 Date Analyzed: 08/26/2009  
 GPC Cleanup: (Y/N) Y pH: 7.5 Dilution Factor: 8.0

CAS NO.	COMPOUND	CONCENTRATION UNITS:		Q
		(ug/L or ug/Kg)	UG/KG	
91-20-3	Naphthalene		100	
91-57-6	2-Methylnaphthalene		82	
208-96-8	Acenaphthylene		100	
83-32-9	Acenaphthene		230	
86-73-7	Fluorene		420	E
85-01-8	Phenanthrene		3400	E
120-12-7	Anthracene		530	E
206-44-0	Fluoranthene		4500	E
129-00-0	Pyrene		4300	E
56-55-3	Benzo(a)anthracene		2600	E
218-01-9	Chrysene		2200	E
205-99-2	Benzo(b)fluoranthene		3500	E
207-08-9	Benzo(k)fluoranthene		840	E
50-32-8	Benzo(a)pyrene		1700	E
193-39-5	Indeno(1,2,3-cd)pyrene		1000	E
53-70-3	Dibenzo(a,h)anthracene		320	
191-24-2	Benzo(g,h,i)perylene		900	E

PRELIMINARY

1F - FORM I SV-SIM  
SEMIVOLATILE SIM ORGANICS ANALYSIS DATA SHEET

EPA SAMPLE NO.

E3NP2

Lab Name: MITKEM LABORATORIES Contract: EP-W-05-030  
 Lab Code: MITKEM Case No.: 38897 Mod. Ref No.: \_\_\_\_\_ SDG No.: E3NN9  
 Matrix: (SOIL/SED/WATER) SOIL Lab Sample ID: H1635-03A  
 Sample wt/vol: 30.0 (g/mL) G Lab File ID: S5A5626.D  
 Extraction: (Type) SONC  
 % Moisture: 27 Decanted: (Y/N) N Date Received: 08/25/2009  
 Concentrated Extract Volume: 500 (uL) Date Extracted: 08/25/2009  
 Injection Volume: 2.0 (uL) GPC Factor: 2.00 Date Analyzed: 08/27/2009  
 GPC Cleanup: (Y/N) Y pH: 7.6 Dilution Factor: 1.0

CAS NO.	COMPOUND	CONCENTRATION UNITS:		Q
		(ug/L or ug/Kg)	UG/KG	
91-20-3	Naphthalene		4.5	U
91-57-6	2-Methylnaphthalene		4.5	U
208-96-8	Acenaphthylene		4.5	U
83-32-9	Acenaphthene		4.5	U
86-73-7	Fluorene		4.5	U
85-01-8	Phenanthrene		10	
120-12-7	Anthracene		4.5	U
206-44-0	Fluoranthene		20	
129-00-0	Pyrene		21	
56-55-3	Benzo (a) anthracene		11	
218-01-9	Chrysene		11	
205-99-2	Benzo (b) fluoranthene		22	
207-08-9	Benzo (k) fluoranthene		5.3	
50-32-8	Benzo (a) pyrene		12	
193-39-5	Indeno (1, 2, 3-cd) pyrene		7.1	
53-70-3	Dibenzo (a, h) anthracene		4.5	U
191-24-2	Benzo (g, h, i) perylene		7.8	

PRELIMINARY

1F - FORM I SV-SIM  
SEMIVOLATILE SIM ORGANICS ANALYSIS DATA SHEET

EPA SAMPLE NO.  
E3NP3

Lab Name: MITKEM LABORATORIES Contract: EP-W-05-030  
 Lab Code: MITKEM Case No.: 38897 Mod. Ref No.: \_\_\_\_\_ SDG No.: E3NN9  
 Matrix: (SOIL/SED/WATER) SOIL Lab Sample ID: H1635-04A  
 Sample wt/vol: 30.1 (g/mL) G Lab File ID: S5A5627.D  
 Extraction: (Type) SONC  
 % Moisture: 42 Decanted: (Y/N) N Date Received: 08/25/2009  
 Concentrated Extract Volume: 500 (uL) Date Extracted: 08/25/2009  
 Injection Volume: 2.0 (uL) GPC Factor: 2.00 Date Analyzed: 08/27/2009  
 GPC Cleanup: (Y/N) Y pH: 7.2 Dilution Factor: 8.0

CAS NO.	COMPOUND	CONCENTRATION UNITS:		Q
		(ug/L or ug/Kg)	UG/KG	
91-20-3	Naphthalene		95	
91-57-6	2-Methylnaphthalene		420	
208-96-8	Acenaphthylene		540	E
83-32-9	Acenaphthene		1200	E
86-73-7	Fluorene		2000	E
85-01-8	Phenanthrene		9700	E
120-12-7	Anthracene		3200	E
206-44-0	Fluoranthene		9500	E
129-00-0	Pyrene		9900	E
56-55-3	Benzo (a) anthracene		10000	E
218-01-9	Chrysene		8400	E
205-99-2	Benzo (b) fluoranthene		14000	E
207-08-9	Benzo (k) fluoranthene		6800	E
50-32-8	Benzo (a) pyrene		10000	E
193-39-5	Indeno (1, 2, 3-cd) pyrene		8000	E
53-70-3	Dibenzo (a, h) anthracene		2400	E
191-24-2	Benzo (g, h, i) perylene		6800	E

PRELIMINARY

1F - FORM I SV-SIM  
SEMIVOLATILE SIM ORGANICS ANALYSIS DATA SHEET

EPA SAMPLE NO.

E3NP4

Lab Name: MITKEM LABORATORIES Contract: EP-W-05-030  
 Lab Code: MITKEM Case No.: 38897 Mod. Ref No.: \_\_\_\_\_ SDG No.: E3NN9  
 Matrix: (SOIL/SED/WATER) SOIL Lab Sample ID: H1635-05A  
 Sample wt/vol: 30.1 (g/mL) G Lab File ID: S5A5628.D  
 Extraction: (Type) SONC  
 % Moisture: 38 Decanted: (Y/N) N Date Received: 08/25/2009  
 Concentrated Extract Volume: 500 (uL) Date Extracted: 08/25/2009  
 Injection Volume: 2.0 (uL) GPC Factor: 2.00 Date Analyzed: 08/27/2009  
 GPC Cleanup: (Y/N) Y pH: 7.4 Dilution Factor: 8.0

CAS NO.	COMPOUND	CONCENTRATION UNITS: (ug/L or ug/Kg)	UG/KG	Q
91-20-3	Naphthalene		110	
91-57-6	2-Methylnaphthalene		610	E
208-96-8	Acenaphthylene		680	E
83-32-9	Acenaphthene		1200	E
86-73-7	Fluorene		2300	E
85-01-8	Phenanthrene		12000	E
120-12-7	Anthracene		4500	E
206-44-0	Fluoranthene		13000	E
129-00-0	Pyrene		9300	E
56-55-3	Benzo(a)anthracene		10000	E
218-01-9	Chrysene		8400	E
205-99-2	Benzo(b)fluoranthene		16000	E
207-08-9	Benzo(k)fluoranthene		6300	E
50-32-8	Benzo(a)pyrene		11000	E
193-39-5	Indeno(1,2,3-cd)pyrene		8800	E
53-70-3	Dibenzo(a,h)anthracene		3000	E
191-24-2	Benzo(g,h,i)perylene		7200	E

PRELIMINARY

1F - FORM I SV-SIM  
SEMIVOLATILE SIM ORGANICS ANALYSIS DATA SHEET

EPA SAMPLE NO.

E3NP5

Lab Name: MITKEM LABORATORIES Contract: EP-W-05-030  
 Lab Code: MITKEM Case No.: 38897 Mod. Ref No.: \_\_\_\_\_ SDG No.: E3NN9  
 Matrix: (SOIL/SED/WATER) SOIL Lab Sample ID: H1635-06A  
 Sample wt/vol: 30.0 (g/mL) G Lab File ID: S5A5629.D  
 Extraction: (Type) SONC  
 % Moisture: 38 Decanted: (Y/N) N Date Received: 08/25/2009  
 Concentrated Extract Volume: 500 (uL) Date Extracted: 08/25/2009  
 Injection Volume: 2.0 (uL) GPC Factor: 2.00 Date Analyzed: 08/27/2009  
 GPC Cleanup: (Y/N) Y pH: 7.4 Dilution Factor: 8.0

CAS NO.	COMPOUND	CONCENTRATION UNITS: (ug/L or ug/Kg)	UG/KG	Q
91-20-3	Naphthalene		250	
91-57-6	2-Methylnaphthalene		930	E
208-96-8	Acenaphthylene		990	E
83-32-9	Acenaphthene		1200	E
86-73-7	Fluorene		2800	E
85-01-8	Phenanthrene		16000	E
120-12-7	Anthracene		6300	E
206-44-0	Fluoranthene		17000	E
129-00-0	Pyrene		12000	E
56-55-3	Benzo (a) anthracene		13000	E
218-01-9	Chrysene		10000	E
205-99-2	Benzo (b) fluoranthene		21000	E
207-08-9	Benzo (k) fluoranthene		7400	E
50-32-8	Benzo (a) pyrene		13000	E
193-39-5	Indeno (1, 2, 3-cd) pyrene		12000	E
53-70-3	Dibenzo (a, h) anthracene		4400	E
191-24-2	Benzo (g, h, i) perylene		10000	E

PRELIMINARY



1F - FORM I SV-SIM  
SEMIVOLATILE SIM ORGANICS ANALYSIS DATA SHEET

EPA SAMPLE NO.

E3NP6

Lab Name: MITKEM LABORATORIES Contract: EP-W-05-030  
 Lab Code: MITKEM Case No.: 38897 Mod. Ref No.: \_\_\_\_\_ SDG No.: E3NN9  
 Matrix: (SOIL/SED/WATER) SOIL Lab Sample ID: H1635-07A  
 Sample wt/vol: 30.3 (g/mL) G Lab File ID: S5A5630.D  
 Extraction: (Type) SONC  
 % Moisture: 37 Decanted: (Y/N) N Date Received: 08/25/2009  
 Concentrated Extract Volume: 500 (uL) Date Extracted: 08/25/2009  
 Injection Volume: 2.0 (uL) GPC Factor: 2.00 Date Analyzed: 08/27/2009  
 GPC Cleanup: (Y/N) Y pH: 7.6 Dilution Factor: 8.0

CAS NO.	COMPOUND	CONCENTRATION UNITS:		Q
		(ug/L or ug/Kg)	UG/KG	
91-20-3	Naphthalene		85	
91-57-6	2-Methylnaphthalene		180	
208-96-8	Acenaphthylene		280	
83-32-9	Acenaphthene		430	E
86-73-7	Fluorene		940	E
85-01-8	Phenanthrene		7300	E
120-12-7	Anthracene		1500	E
206-44-0	Fluoranthene		8400	E
129-00-0	Pyrene		7400	E
56-55-3	Benzo(a)anthracene		5700	E
218-01-9	Chrysene		5300	E
205-99-2	Benzo(b)fluoranthene		12000	E
207-08-9	Benzo(k)fluoranthene		2200	E
50-32-8	Benzo(a)pyrene		4900	E
193-39-5	Indeno(1,2,3-cd)pyrene		3400	E
53-70-3	Dibenzo(a,h)anthracene		1000	E
191-24-2	Benzo(g,h,i)perylene		2900	E

PRELIMINARY

SOM01.2 (6/2007)

1F - FORM I SV-SIM  
SEMIVOLATILE SIM ORGANICS ANALYSIS DATA SHEET

EPA SAMPLE NO.

E3NP7

Lab Name: MITKEM LABORATORIES Contract: EP-W-05-030  
 Lab Code: MITKEM Case No.: 38897 Mod. Ref No.: \_\_\_\_\_ SDG No.: E3NN9  
 Matrix: (SOIL/SED/WATER) SOIL Lab Sample ID: H1635-08A  
 Sample wt/vol: 30.2 (g/mL) G Lab File ID: S5A5631.D  
 Extraction: (Type) SONC  
 % Moisture: 39 Decanted: (Y/N) N Date Received: 08/25/2009  
 Concentrated Extract Volume: 500 (uL) Date Extracted: 08/25/2009  
 Injection Volume: 2.0 (uL) GPC Factor: 2.00 Date Analyzed: 08/27/2009  
 GPC Cleanup: (Y/N) Y pH: 7.5 Dilution Factor: 8.0

CAS NO.	COMPOUND	CONCENTRATION UNITS:	
		(ug/L or ug/Kg)	UG/KG
91-20-3	Naphthalene	250	
91-57-6	2-Methylnaphthalene	280	
208-96-8	Acenaphthylene	320	
83-32-9	Acenaphthene	610	E
86-73-7	Fluorene	1200	E
85-01-8	Phenanthrene	6600	E
120-12-7	Anthracene	1700	E
206-44-0	Fluoranthene	7000	E
129-00-0	Pyrene	6700	E
56-55-3	Benzo(a)anthracene	7200	E
218-01-9	Chrysene	5000	E
205-99-2	Benzo(b)fluoranthene	14000	E
207-08-9	Benzo(k)fluoranthene	2600	E
50-32-8	Benzo(a)pyrene	6400	E
193-39-5	Indeno(1,2,3-cd)pyrene	4300	E
53-70-3	Dibenzo(a,h)anthracene	1300	E
191-24-2	Benzo(g,h,i)perylene	3500	E

PRELIMINARY

SOM01.2 (6/2007)

1F - FORM I SV-SIM  
SEMIVOLATILE SIM ORGANICS ANALYSIS DATA SHEET

EPA SAMPLE NO.

E3NP8

Lab Name: MITKEM LABORATORIES Contract: EP-W-05-030  
 Lab Code: MITKEM Case No.: 38897 Mod. Ref No.: \_\_\_\_\_ SDG No.: E3NN9  
 Matrix: (SOIL/SED/WATER) SOIL Lab Sample ID: H1635-09A  
 Sample wt/vol: 30.0 (g/mL) G Lab File ID: S5A5632.D  
 Extraction: (Type) SONC  
 % Moisture: 25 Decanted: (Y/N) N Date Received: 08/25/2009  
 Concentrated Extract Volume: 500 (uL) Date Extracted: 08/25/2009  
 Injection Volume: 2.0 (uL) GPC Factor: 2.00 Date Analyzed: 08/27/2009  
 GPC Cleanup: (Y/N) Y pH: 7.6 Dilution Factor: 1.0

CAS NO.	COMPOUND	CONCENTRATION UNITS:		Q
		(ug/L or ug/Kg)	UG/KG	
91-20-3	Naphthalene		6.2	
91-57-6	2-Methylnaphthalene		10	
208-96-8	Acenaphthylene		5.3	
83-32-9	Acenaphthene		17	
86-73-7	Fluorene		25	
85-01-8	Phenanthrene		75	E
120-12-7	Anthracene		12	
206-44-0	Fluoranthene		110	E
129-00-0	Pyrene		100	E
56-55-3	Benzo(a)anthracene		53	E
218-01-9	Chrysene		52	E
205-99-2	Benzo(b)fluoranthene		100	E
207-08-9	Benzo(k)fluoranthene		25	
50-32-8	Benzo(a)pyrene		52	E
193-39-5	Indeno(1,2,3-cd)pyrene		33	
53-70-3	Dibenzo(a,h)anthracene		10	
191-24-2	Benzo(g,h,i)perylene		32	

PRELIMINARY

SOM01.2 (6/2007)

1F - FORM I SV-SIM  
SEMIVOLATILE SIM ORGANICS ANALYSIS DATA SHEET

EPA SAMPLE NO.

E3NP9

Lab Name: MITKEM LABORATORIES Contract: EP-W-05-030  
 Lab Code: MITKEM Case No.: 38897 Mod. Ref No.: \_\_\_\_\_ SDG No.: E3NN9  
 Matrix: (SOIL/SED/WATER) SOIL Lab Sample ID: H1635-10A  
 Sample wt/vol: 30.0 (g/mL) G Lab File ID: S5A5633.D  
 Extraction: (Type) SONC  
 % Moisture: 42 Decanted: (Y/N) N Date Received: 08/25/2009  
 Concentrated Extract Volume: 500 (uL) Date Extracted: 08/25/2009  
 Injection Volume: 2.0 (uL) GPC Factor: 2.00 Date Analyzed: 08/27/2009  
 GPC Cleanup: (Y/N) Y pH: 6.9 Dilution Factor: 8.0

CAS NO.	COMPOUND	CONCENTRATION UNITS:	
		(ug/L or ug/Kg)	UG/KG
91-20-3	Naphthalene	270	
91-57-6	2-Methylnaphthalene	450	
208-96-8	Acenaphthylene	690	E
83-32-9	Acenaphthene	860	E
86-73-7	Fluorene	1900	E
85-01-8	Phenanthrene	12000	E
120-12-7	Anthracene	4800	E
206-44-0	Fluoranthene	15000	E
129-00-0	Pyrene	10000	E
56-55-3	Benzo(a)anthracene	13000	E
218-01-9	Chrysene	7900	E
205-99-2	Benzo(b)fluoranthene	15000	E
207-08-9	Benzo(k)fluoranthene	6600	E
50-32-8	Benzo(a)pyrene	11000	E
193-39-5	Indeno(1,2,3-cd)pyrene	11000	E
53-70-3	Dibenzo(a,h)anthracene	3500	E
191-24-2	Benzo(g,h,i)perylene	8800	E

PRELIMINARY

SOM01.2 (6/2007)

1F - FORM I SV-SIM  
SEMIVOLATILE SIM ORGANICS ANALYSIS DATA SHEET

EPA SAMPLE NO.

E3NQ0

Lab Name: MITKEM LABORATORIES Contract: EP-W-05-030  
 Lab Code: MITKEM Case No.: 38897 Mod. Ref No.: \_\_\_\_\_ SDG No.: E3NN9  
 Matrix: (SOIL/SED/WATER) SOIL Lab Sample ID: H1635-11A  
 Sample wt/vol: 30.3 (g/mL) G Lab File ID: S5A5634.D  
 Extraction: (Type) SONC  
 % Moisture: 40 Decanted: (Y/N) N Date Received: 08/25/2009  
 Concentrated Extract Volume: 500 (uL) Date Extracted: 08/25/2009  
 Injection Volume: 2.0 (uL) GPC Factor: 2.00 Date Analyzed: 08/27/2009  
 GPC Cleanup: (Y/N) Y pH: 7.0 Dilution Factor: 8.0

CAS NO.	COMPOUND	CONCENTRATION UNITS: (ug/L or ug/Kg)	UG/KG	Q
91-20-3	Naphthalene		290	
91-57-6	2-Methylnaphthalene		370	
208-96-8	Acenaphthylene		460	E
83-32-9	Acenaphthene		820	E
86-73-7	Fluorene		1700	E
85-01-8	Phenanthrene		7800	E
120-12-7	Anthracene		3200	E
206-44-0	Fluoranthene		8700	E
129-00-0	Pyrene		8500	E
56-55-3	Benzo(a)anthracene		10000	E
218-01-9	Chrysene		6400	E
205-99-2	Benzo(b)fluoranthene		13000	E
207-08-9	Benzo(k)fluoranthene		5400	E
50-32-8	Benzo(a)pyrene		8500	E
193-39-5	Indeno(1,2,3-cd)pyrene		7600	E
53-70-3	Dibenzo(a,h)anthracene		2500	E
191-24-2	Benzo(g,h,i)perylene		6700	E

PRELIMINARY

SOM01.2 (6/2007)

1F - FORM I SV-SIM  
SEMIVOLATILE SIM ORGANICS ANALYSIS DATA SHEET

EPA SAMPLE NO.

E3NQ1

Lab Name: MITKEM LABORATORIES Contract: EP-W-05-030  
 Lab Code: MITKEM Case No.: 38897 Mod. Ref No.: \_\_\_\_\_ SDG No.: E3NN9  
 Matrix: (SOIL/SED/WATER) SOIL Lab Sample ID: H1635-12A  
 Sample wt/vol: 30.3 (g/mL) G Lab File ID: S5A5635.D  
 Extraction: (Type) SONC  
 % Moisture: 40 Decanted: (Y/N) N Date Received: 08/25/2009  
 Concentrated Extract Volume: 500 (uL) Date Extracted: 08/25/2009  
 Injection Volume: 2.0 (uL) GPC Factor: 2.00 Date Analyzed: 08/27/2009  
 GPC Cleanup: (Y/N) Y pH: 7.3 Dilution Factor: 8.0

CAS NO.	COMPOUND	CONCENTRATION UNITS:	
		(ug/L or ug/Kg)	UG/KG
91-20-3	Naphthalene	380	Q
91-57-6	2-Methylnaphthalene	600	E
208-96-8	Acenaphthylene	550	E
83-32-9	Acenaphthene	1100	E
86-73-7	Fluorene	2000	E
85-01-8	Phenanthrene	11000	E
120-12-7	Anthracene	4600	E
206-44-0	Fluoranthene	13000	E
129-00-0	Pyrene	9300	E
56-55-3	Benzo(a)anthracene	9400	E
218-01-9	Chrysene	6900	E
205-99-2	Benzo(b)fluoranthene	14000	E
207-08-9	Benzo(k)fluoranthene	5900	E
50-32-8	Benzo(a)pyrene	10000	E
193-39-5	Indeno(1,2,3-cd)pyrene	11000	E
53-70-3	Dibenzo(a,h)anthracene	3500	E
191-24-2	Benzo(g,h,i)perylene	9000	E

PRELIMINARY

1F - FORM I SV-SIM  
SEMIVOLATILE SIM ORGANICS ANALYSIS DATA SHEET

EPA SAMPLE NO.

E3NQ2

Lab Name: MITKEM LABORATORIES Contract: EP-W-05-030  
 Lab Code: MITKEM Case No.: 38897 Mod. Ref No.: \_\_\_\_\_ SDG No.: E3NN9  
 Matrix: (SOIL/SED/WATER) SOIL Lab Sample ID: H1635-13A  
 Sample wt/vol: 30.0 (g/mL) G Lab File ID: S5A5636.D  
 Extraction: (Type) SONC  
 % Moisture: 41 Decanted: (Y/N) N Date Received: 08/25/2009  
 Concentrated Extract Volume: 500 (uL) Date Extracted: 08/25/2009  
 Injection Volume: 2.0 (uL) GPC Factor: 2.00 Date Analyzed: 08/27/2009  
 GPC Cleanup: (Y/N) Y pH: 7.4 Dilution Factor: 8.0

CAS NO.	COMPOUND	CONCENTRATION UNITS:		Q
		(ug/L or ug/Kg)	UG/KG	
91-20-3	Naphthalene		660	E
91-57-6	2-Methylnaphthalene		420	
208-96-8	Acenaphthylene		400	
83-32-9	Acenaphthene		650	E
86-73-7	Fluorene		1300	E
85-01-8	Phenanthrene		7400	E
120-12-7	Anthracene		2000	E
206-44-0	Fluoranthene		7700	E
129-00-0	Pyrene		8600	E
56-55-3	Benzo(a)anthracene		9800	E
218-01-9	Chrysene		6300	E
205-99-2	Benzo(b)fluoranthene		14000	E
207-08-9	Benzo(k)fluoranthene		5100	E
50-32-8	Benzo(a)pyrene		9100	E
193-39-5	Indeno(1,2,3-cd)pyrene		7600	E
53-70-3	Dibenzo(a,h)anthracene		2500	E
191-24-2	Benzo(g,h,i)perylene		7000	E

PRELIMINARY

SOM01.2 (6/2007)

1F - FORM I SV-SIM  
SEMIVOLATILE SIM ORGANICS ANALYSIS DATA SHEET

EPA SAMPLE NO.

E3NQ3

Lab Name: MITKEM LABORATORIES Contract: EP-W-05-030  
 Lab Code: MITKEM Case No.: 38897 Mod. Ref No.: \_\_\_\_\_ SDG No.: E3NN9  
 Matrix: (SOIL/SED/WATER) SOIL Lab Sample ID: H1635-14A  
 Sample wt/vol: 30.4 (g/mL) G Lab File ID: S5A5637.D  
 Extraction: (Type) SONC  
 % Moisture: 40 Decanted: (Y/N) N Date Received: 08/25/2009  
 Concentrated Extract Volume: 500 (uL) Date Extracted: 08/25/2009  
 Injection Volume: 2.0 (uL) GPC Factor: 2.00 Date Analyzed: 08/27/2009  
 GPC Cleanup: (Y/N) Y pH: 7.4 Dilution Factor: 8.0

CAS NO.	COMPOUND	CONCENTRATION UNITS:		Q
		(ug/L or ug/Kg)	UG/KG	
91-20-3	Naphthalene		490	E
91-57-6	2-Methylnaphthalene		400	
208-96-8	Acenaphthylene		460	E
83-32-9	Acenaphthene		880	E
86-73-7	Fluorene		1400	E
85-01-8	Phenanthrene		7300	E
120-12-7	Anthracene		2300	E
206-44-0	Fluoranthene		7500	E
129-00-0	Pyrene		7200	E
56-55-3	Benzo(a)anthracene		8000	E
218-01-9	Chrysene		6700	E
205-99-2	Benzo(b)fluoranthene		13000	E
207-08-9	Benzo(k)fluoranthene		6100	E
50-32-8	Benzo(a)pyrene		7700	E
193-39-5	Indeno(1,2,3-cd)pyrene		5500	E
53-70-3	Dibenzo(a,h)anthracene		2000	E
191-24-2	Benzo(g,h,i)perylene		4800	E

PRELIMINARY



1F - FORM I SV-SIM  
SEMIVOLATILE SIM ORGANICS ANALYSIS DATA SHEET

EPA SAMPLE NO.

E3NQ4

Lab Name: MITKEM LABORATORIES Contract: EP-W-05-030  
 Lab Code: MITKEM Case No.: 38897 Mod. Ref No.: \_\_\_\_\_ SDG No.: E3NN9  
 Matrix: (SOIL/SED/WATER) SOIL Lab Sample ID: H1635-15A  
 Sample wt/vol: 30.1 (g/mL) G Lab File ID: S5A5638.D  
 Extraction: (Type) SONC  
 % Moisture: 36 Decanted: (Y/N) N Date Received: 08/25/2009  
 Concentrated Extract Volume: 500 (uL) Date Extracted: 08/25/2009  
 Injection Volume: 2.0 (uL) GPC Factor: 0.10 Date Analyzed: 08/27/2009  
 GPC Cleanup: (Y/N) Y pH: 7.6 Dilution Factor: 8.0

CAS NO.	COMPOUND	CONCENTRATION UNITS:	
		(ug/L or ug/Kg)	UG/KG
91-20-3	Naphthalene	430	E
91-57-6	2-Methylnaphthalene	360	
208-96-8	Acenaphthylene	390	
83-32-9	Acenaphthene	870	E
86-73-7	Fluorene	1400	E
85-01-8	Phenanthrene	7100	E
120-12-7	Anthracene	2000	E
206-44-0	Fluoranthene	7200	E
129-00-0	Pyrene	6900	E
56-55-3	Benzo(a)anthracene	7500	E
218-01-9	Chrysene	5900	E
205-99-2	Benzo(b)fluoranthene	13000	E
207-08-9	Benzo(k)fluoranthene	3100	E
50-32-8	Benzo(a)pyrene	6800	E
193-39-5	Indeno(1,2,3-cd)pyrene	4400	E
53-70-3	Dibenzo(a,h)anthracene	1600	E
191-24-2	Benzo(g,h,i)perylene	4000	E

PRELIMINARY

SOM01.2 (6/2007)

1F - FORM I SV-SIM  
SEMIVOLATILE SIM ORGANICS ANALYSIS DATA SHEET

EPA SAMPLE NO.

E3NQ5

Lab Name: MITKEM LABORATORIES Contract: EP-W-05-030  
 Lab Code: MITKEM Case No.: 38897 Mod. Ref No.: \_\_\_\_\_ SDG No.: E3NN9  
 Matrix: (SOIL/SED/WATER) SOIL Lab Sample ID: H1635-16A  
 Sample wt/vol: 30.0 (g/mL) G Lab File ID: S5A5639.D  
 Extraction: (Type) SONC  
 % Moisture: 28 Decanted: (Y/N) N Date Received: 08/25/2009  
 Concentrated Extract Volume: 500 (uL) Date Extracted: 08/25/2009  
 Injection Volume: 2.0 (uL) GPC Factor: 2.00 Date Analyzed: 08/27/2009  
 GPC Cleanup: (Y/N) Y pH: 7.6 Dilution Factor: 1.0

CAS NO.	COMPOUND	CONCENTRATION UNITS:		Q
		(ug/L or ug/Kg)	UG/KG	
91-20-3	Naphthalene		15	
91-57-6	2-Methylnaphthalene		18	
208-96-8	Acenaphthylene		4.6	U
83-32-9	Acenaphthene		39	
86-73-7	Fluorene		53	E
85-01-8	Phenanthrene		230	E
120-12-7	Anthracene		25	
206-44-0	Fluoranthene		69	E
129-00-0	Pyrene		54	E
56-55-3	Benzo(a)anthracene		11	
218-01-9	Chrysene		9.9	
205-99-2	Benzo(b)fluoranthene		8.8	
207-08-9	Benzo(k)fluoranthene		4.6	U
50-32-8	Benzo(a)pyrene		4.6	U
193-39-5	Indeno(1,2,3-cd)pyrene		4.6	U
53-70-3	Dibenzo(a,h)anthracene		4.6	U
191-24-2	Benzo(g,h,i)perylene		4.6	U

PRELIMINARY

1F - FORM I SV-SIM  
SEMIVOLATILE SIM ORGANICS ANALYSIS DATA SHEET

EPA SAMPLE NO.

E3NQ7

Lab Name: MITKEM LABORATORIES Contract: EP-W-05-030  
 Lab Code: MITKEM Case No.: 38897 Mod. Ref No.: \_\_\_\_\_ SDG No.: E3NN9  
 Matrix: (SOIL/SED/WATER) SOIL Lab Sample ID: H1635-17A  
 Sample wt/vol: 30.2 (g/mL) G Lab File ID: S5A5640.D  
 Extraction: (Type) SONC  
 % Moisture: 38 Decanted: (Y/N) N Date Received: 08/25/2009  
 Concentrated Extract Volume: 500 (uL) Date Extracted: 08/25/2009  
 Injection Volume: 2.0 (uL) GPC Factor: 2.00 Date Analyzed: 08/27/2009  
 GPC Cleanup: (Y/N) Y pH: 7.5 Dilution Factor: 8.0

CAS NO.	COMPOUND	CONCENTRATION UNITS:	
		(ug/L or ug/Kg)	UG/KG
91-20-3	Naphthalene	300	Q
91-57-6	2-Methylnaphthalene	490	E
208-96-8	Acenaphthylene	420	
83-32-9	Acenaphthene	760	E
86-73-7	Fluorene	1500	E
85-01-8	Phenanthrene	7800	E
120-12-7	Anthracene	2700	E
206-44-0	Fluoranthene	8300	E
129-00-0	Pyrene	9000	E
56-55-3	Benzo(a)anthracene	10000	E
218-01-9	Chrysene	6400	E
205-99-2	Benzo(b)fluoranthene	13000	E
207-08-9	Benzo(k)fluoranthene	5400	E
50-32-8	Benzo(a)pyrene	8800	E
193-39-5	Indeno(1,2,3-cd)pyrene	8100	E
53-70-3	Dibenzo(a,h)anthracene	2600	E
191-24-2	Benzo(g,h,i)perylene	7500	E

PRELIMINARY

1F - FORM I SV-SIM  
SEMIVOLATILE SIM ORGANICS ANALYSIS DATA SHEET

EPA SAMPLE NO.

E3NQ8

Lab Name: MITKEM LABORATORIES Contract: EP-W-05-030  
 Lab Code: MITKEM Case No.: 38897 Mod. Ref No.: \_\_\_\_\_ SDG No.: E3NN9  
 Matrix: (SOIL/SED/WATER) SOIL Lab Sample ID: H1635-18A  
 Sample wt/vol: 30.0 (g/mL) G Lab File ID: S5A5641.D  
 Extraction: (Type) SONC  
 % Moisture: 39 Decanted: (Y/N) N Date Received: 08/25/2009  
 Concentrated Extract Volume: 500 (uL) Date Extracted: 08/25/2009  
 Injection Volume: 2.0 (uL) GPC Factor: 2.00 Date Analyzed: 08/27/2009  
 GPC Cleanup: (Y/N) Y pH: 7.5 Dilution Factor: 8.0

CAS NO.	COMPOUND	CONCENTRATION UNITS:	
		(ug/L or ug/Kg)	UG/KG
91-20-3	Naphthalene	1100	E
91-57-6	2-Methylnaphthalene	850	E
208-96-8	Acenaphthylene	720	E
83-32-9	Acenaphthene	1100	E
86-73-7	Fluorene	2100	E
85-01-8	Phenanthrene	14000	E
120-12-7	Anthracene	6400	E
206-44-0	Fluoranthene	18000	E
129-00-0	Pyrene	11000	E
56-55-3	Benzo(a)anthracene	16000	E
218-01-9	Chrysene	4900	E
205-99-2	Benzo(b)fluoranthene	15000	E
207-08-9	Benzo(k)fluoranthene	6000	E
50-32-8	Benzo(a)pyrene	12000	E
193-39-5	Indeno(1,2,3-cd)pyrene	15000	E
53-70-3	Dibenzo(a,h)anthracene	6400	E
191-24-2	Benzo(g,h,i)perylene	15000	E

PRELIMINARY

1F - FORM I SV-SIM  
SEMIVOLATILE SIM ORGANICS ANALYSIS DATA SHEET

EPA SAMPLE NO.

E3NQ9

Lab Name: MITKEM LABORATORIES Contract: EP-W-05-030  
 Lab Code: MITKEM Case No.: 38897 Mod. Ref No.: \_\_\_\_\_ SDG No.: E3NN9  
 Matrix: (SOIL/SED/WATER) SOIL Lab Sample ID: H1635-19A  
 Sample wt/vol: 30.4 (g/mL) G Lab File ID: S5A5642.D  
 Extraction: (Type) SONC  
 % Moisture: 40 Decanted: (Y/N) N Date Received: 08/25/2009  
 Concentrated Extract Volume: 500 (uL) Date Extracted: 08/25/2009  
 Injection Volume: 2.0 (uL) GPC Factor: 2.00 Date Analyzed: 08/27/2009  
 GPC Cleanup: (Y/N) Y pH: 7.4 Dilution Factor: 8.0

CAS NO.	COMPOUND	CONCENTRATION UNITS:	
		(ug/L or ug/Kg)	UG/KG
91-20-3	Naphthalene	190	
91-57-6	2-Methylnaphthalene	160	
208-96-8	Acenaphthylene	220	
83-32-9	Acenaphthene	260	
86-73-7	Fluorene	390	
85-01-8	Phenanthrene	4200	E
120-12-7	Anthracene	630	E
206-44-0	Fluoranthene	6000	E
129-00-0	Pyrene	4900	E
56-55-3	Benzo(a)anthracene	3400	E
218-01-9	Chrysene	3200	E
205-99-2	Benzo(b)fluoranthene	4700	E
207-08-9	Benzo(k)fluoranthene	1300	E
50-32-8	Benzo(a)pyrene	2300	E
193-39-5	Indeno(1,2,3-cd)pyrene	1600	E
53-70-3	Dibenzo(a,h)anthracene	460	E
191-24-2	Benzo(g,h,i)perylene	1500	E

PRELIMINARY

1F - FORM I SV-SIM  
SEMIVOLATILE SIM ORGANICS ANALYSIS DATA SHEET

EPA SAMPLE NO.

E3NR0

Lab Name: MITKEM LABORATORIES Contract: EP-W-05-030  
 Lab Code: MITKEM Case No.: 38897 Mod. Ref No.: \_\_\_\_\_ SDG No.: E3NN9  
 Matrix: (SOIL/SED/WATER) SOIL Lab Sample ID: H1635-20A  
 Sample wt/vol: 30.0 (g/mL) G Lab File ID: S5A5643.D  
 Extraction: (Type) SONC  
 % Moisture: 38 Decanted: (Y/N) N Date Received: 08/25/2009  
 Concentrated Extract Volume: 500 (uL) Date Extracted: 08/25/2009  
 Injection Volume: 2.0 (uL) GPC Factor: 2.00 Date Analyzed: 08/27/2009  
 GPC Cleanup: (Y/N) Y pH: 7.4 Dilution Factor: 8.0

CAS NO.	COMPOUND	CONCENTRATION UNITS:		Q
		(ug/L or ug/Kg)	UG/KG	
91-20-3	Naphthalene		350	
91-57-6	2-Methylnaphthalene		240	
208-96-8	Acenaphthylene		310	
83-32-9	Acenaphthene		400	
86-73-7	Fluorene		610	E
85-01-8	Phenanthrene		5700	E
120-12-7	Anthracene		1000	E
206-44-0	Fluoranthene		6200	E
129-00-0	Pyrene		6000	E
56-55-3	Benzo(a)anthracene		5600	E
218-01-9	Chrysene		4400	E
205-99-2	Benzo(b)fluoranthene		9300	E
207-08-9	Benzo(k)fluoranthene		2000	E
50-32-8	Benzo(a)pyrene		4300	E
193-39-5	Indeno(1,2,3-cd)pyrene		2800	E
53-70-3	Dibenzo(a,h)anthracene		960	E
191-24-2	Benzo(g,h,i)perylene		2700	E

PRELIMINARY

1H - FORM I ARO  
 AROCLOR ORGANICS ANALYSIS DATA SHEET

EPA SAMPLE NO.

E3NQ6

Lab Name: MITKEM LABORATORIES Contract: EP-W-05-030  
 Lab Code: MITKEM Case No.: 38897 Mod. Ref No.: \_\_\_\_\_ SDG No.: E3NQ6  
 Matrix: (SOIL/SED/WATER) SOIL Lab Sample ID: H1636-01A  
 Sample wt/vol: 30.0 (g/mL) G Lab File ID: E3G6015F.D/E3G6015R.D  
 % Moisture: 42 Decanted: (Y/N) N Date Received: 08/25/2009  
 Extraction: (Type) SONC Date Extracted: 08/25/2009  
 Concentrated Extract Volume: 10000 (uL) Date Analyzed: 08/26/2009  
 Injection Volume: 1.0 (uL) GPC Factor: 1.00 Dilution Factor: 1.0  
 GPC Cleanup: (Y/N) N pH: 7.3 Sulfur Cleanup: (Y/N) Y  
 Acid Cleanup: (Y/N) Y

CAS NO.	COMPOUND	CONCENTRATION UNITS: <u>UG/KG</u> (ug/L or ug/Kg)	<u>Q</u>
12674-11-2	Aroclor-1016	57	U
11104-28-2	Aroclor-1221	57	U
11141-16-5	Aroclor-1232	57	U
53469-21-9	Aroclor-1242	57	U
12672-29-6	Aroclor-1248	57	U
11097-69-1	Aroclor-1254	1100	E
11096-82-5	Aroclor-1260	550	E
37324-23-5	Aroclor-1262	57	U
11100-14-4	Aroclor-1268	57	U

PRELIMINARY

1H - FORM I ARO  
 AROCLOR ORGANICS ANALYSIS DATA SHEET

EPA SAMPLE NO.

E3NQ6DL

Lab Name: MITKEM LABORATORIES Contract: EP-W-05-030  
 Lab Code: MITKEM Case No.: 38897 Mod. Ref No.:                      SDG No.: E3NQ6  
 Matrix: (SOIL/SED/WATER) SOIL Lab Sample ID: H1636-01ADL  
 Sample wt/vol: 30.0 (g/mL) G Lab File ID: E3G6084F.D/E3G6084R.D  
 % Moisture: 42 Decanted: (Y/N) N Date Received: 08/25/2009  
 Extraction: (Type) SONC Date Extracted: 08/25/2009  
 Concentrated Extract Volume: 1000 (uL) Date Analyzed: 08/27/2009  
 Injection Volume: 1.0 (uL) GPC Factor: 1.00 Dilution Factor: 5.0  
 GPC Cleanup: (Y/N) N pH: 7.3 Sulfur Cleanup: (Y/N) Y  
 Acid Cleanup: (Y/N) Y

CAS NO.	COMPOUND	CONCENTRATION UNITS: <u>UG/KG</u>	
		(ug/L or ug/Kg)	<u>Q</u>
12674-11-2	Aroclor-1016	280	U
11104-28-2	Aroclor-1221	280	U
11141-16-5	Aroclor-1232	280	U
53469-21-9	Aroclor-1242	280	U
12672-29-6	Aroclor-1248	280	U
11097-69-1	Aroclor-1254	1400	D
11096-82-5	Aroclor-1260	610	D
37324-23-5	Aroclor-1262	280	U
11100-14-4	Aroclor-1268	280	U

PRELIMINARY



1H - FORM I ARO  
 AROCLOR ORGANICS ANALYSIS DATA SHEET

EPA SAMPLE NO.

E3NQ6MS (1)

Lab Name: MITKEM LABORATORIES Contract: EP-W-05-030  
 Lab Code: MITKEM Case No.: 38897 Mod. Ref No.: \_\_\_\_\_ SDG No.: E3NQ6  
 Matrix: (SOIL/SED/WATER) SOIL Lab Sample ID: H1636-01AMS  
 Sample wt/vol: 15 (g/mL) G Lab File ID: E3G6016F.D  
 % Moisture: 42 Decanted: (Y/N) N Date Received: 08/25/2009  
 Extraction: (Type) SONC Date Extracted: 08/25/2009  
 Concentrated Extract Volume: 10000 (uL) Date Analyzed: 08/26/2009  
 Injection Volume: 1.0 (uL) GPC Factor: 1.00 Dilution Factor: 1.0  
 GPC Cleanup: (Y/N) N pH: 7.3 Sulfur Cleanup: (Y/N) Y  
 Acid Cleanup: (Y/N) Y

CAS NO.	COMPOUND	CONCENTRATION UNITS:	
		(ug/L or ug/Kg)	UG/KG
12674-11-2	Aroclor-1016	660	P
11104-28-2	Aroclor-1221	110	U
11141-16-5	Aroclor-1232	110	U
53469-21-9	Aroclor-1242	110	U
12672-29-6	Aroclor-1248	110	U
11097-69-1	Aroclor-1254	1100	
11096-82-5	Aroclor-1260	470	P
37324-23-5	Aroclor-1262	110	U
11100-14-4	Aroclor-1268	110	U

**PRELIMINARY**

1H - FORM I ARO  
 AROCLOR ORGANICS ANALYSIS DATA SHEET

EPA SAMPLE NO.

E3NQ6MS (2)

Lab Name: MITKEM LABORATORIES Contract: EP-W-05-030  
 Lab Code: MITKEM Case No.: 38897 Mod. Ref No.: \_\_\_\_\_ SDG No.: E3NQ6  
 Matrix: (SOIL/SED/WATER) SOIL Lab Sample ID: H1636-01AMS  
 Sample wt/vol: 15 (g/mL) G Lab File ID: E3G6016R.D  
 % Moisture: 42 Decanted: (Y/N) N Date Received: 08/25/2009  
 Extraction: (Type) SONC Date Extracted: 08/25/2009  
 Concentrated Extract Volume: 10000 (uL) Date Analyzed: 08/26/2009  
 Injection Volume: 1.0 (uL) GPC Factor: 1.00 Dilution Factor: 1.0  
 GPC Cleanup: (Y/N) N pH: 7.3 Sulfur Cleanup: (Y/N) Y  
 Acid Cleanup: (Y/N) Y

CAS NO.	COMPOUND	CONCENTRATION UNITS:	
		(ug/L or ug/Kg)	UG/KG
12674-11-2	Aroclor-1016	860	P
11104-28-2	Aroclor-1221	110	U
11141-16-5	Aroclor-1232	110	U
53469-21-9	Aroclor-1242	110	U
12672-29-6	Aroclor-1248	110	U
11097-69-1	Aroclor-1254	1400	
11096-82-5	Aroclor-1260	990	P
37324-23-5	Aroclor-1262	110	U
11100-14-4	Aroclor-1268	110	U

**PRELIMINARY**

SOM01.2 (6/2007)

1H - FORM I ARO  
 AROCLOR ORGANICS ANALYSIS DATA SHEET

EPA SAMPLE NO.

E3NQ6MSD(1)

Lab Name: MITKEM LABORATORIES Contract: EP-W-05-030  
 Lab Code: MITKEM Case No.: 38897 Mod. Ref No.:                      SDG No.: E3NQ6  
 Matrix: (SOIL/SED/WATER) SOIL Lab Sample ID: H1636-01AMSD  
 Sample wt/vol: 15 (g/mL) G Lab File ID: E3G6017F.D  
 % Moisture: 42 Decanted: (Y/N) N Date Received: 08/25/2009  
 Extraction: (Type) SONC Date Extracted: 08/25/2009  
 Concentrated Extract Volume: 10000 (uL) Date Analyzed: 08/26/2009  
 Injection Volume: 1.0 (uL) GPC Factor: 1.00 Dilution Factor: 1.0  
 GPC Cleanup: (Y/N) N pH: 7.3 Sulfur Cleanup: (Y/N) Y  
 Acid Cleanup: (Y/N) Y

CAS NO.	COMPOUND	CONCENTRATION UNITS:	
		(ug/L or ug/Kg)	UG/KG
12674-11-2	Aroclor-1016	730	P
11104-28-2	Aroclor-1221	110	U
11141-16-5	Aroclor-1232	110	U
53469-21-9	Aroclor-1242	110	U
12672-29-6	Aroclor-1248	110	U
11097-69-1	Aroclor-1254	1200	
11096-82-5	Aroclor-1260	520	P
37324-23-5	Aroclor-1262	110	U
11100-14-4	Aroclor-1268	110	U

**PRELIMINARY**

SOM01.2 (6/2007)

1H - FORM I ARO  
 AROCLOR ORGANICS ANALYSIS DATA SHEET

EPA SAMPLE NO.

E3NQ6MSD(2)

Lab Name: MITKEM LABORATORIES Contract: EP-W-05-030  
 Lab Code: MITKEM Case No.: 38897 Mod. Ref No.: \_\_\_\_\_ SDG No.: E3NQ6  
 Matrix: (SOIL/SED/WATER) SOIL Lab Sample ID: H1636-01AMSD  
 Sample wt/vol: 15 (g/mL) G Lab File ID: E3G6017R.D  
 % Moisture: 42 Decanted: (Y/N) N Date Received: 08/25/2009  
 Extraction: (Type) SONC Date Extracted: 08/25/2009  
 Concentrated Extract Volume: 10000 (uL) Date Analyzed: 08/26/2009  
 Injection Volume: 1.0 (uL) GPC Factor: 1.00 Dilution Factor: 1.0  
 GPC Cleanup: (Y/N) N pH: 7.3 Sulfur Cleanup: (Y/N) Y  
 Acid Cleanup: (Y/N) Y

CAS NO.	COMPOUND	CONCENTRATION UNITS:	
		(ug/L or ug/Kg)	UG/KG
12674-11-2	Aroclor-1016	940	P
11104-28-2	Aroclor-1221	110	U
11141-16-5	Aroclor-1232	110	U
53469-21-9	Aroclor-1242	110	U
12672-29-6	Aroclor-1248	110	U
11097-69-1	Aroclor-1254	1500	
11096-82-5	Aroclor-1260	1000	P
37324-23-5	Aroclor-1262	110	U
11100-14-4	Aroclor-1268	110	U

**PRELIMINARY**

SOM01.2 (6/2007)

1H - FORM I ARO  
 AROCLOR ORGANICS ANALYSIS DATA SHEET

EPA SAMPLE NO.

E3NR1

Lab Name: MITKEM LABORATORIES Contract: EP-W-05-030  
 Lab Code: MITKEM Case No.: 38897 Mod. Ref No.:                      SDG No.: E3NQ6  
 Matrix: (SOIL/SED/WATER) SOIL Lab Sample ID: H1636-02A  
 Sample wt/vol: 30.5 (g/mL) G Lab File ID: E3G6018F.D/E3G6018R.D  
 % Moisture: 43 Decanted: (Y/N) N Date Received: 08/25/2009  
 Extraction: (Type) SONC Date Extracted: 08/25/2009  
 Concentrated Extract Volume: 10000 (uL) Date Analyzed: 08/26/2009  
 Injection Volume: 1.0 (uL) GPC Factor: 1.00 Dilution Factor: 1.0  
 GPC Cleanup: (Y/N) N pH: 7.4 Sulfur Cleanup: (Y/N) Y  
 Acid Cleanup: (Y/N) Y

CAS NO.	COMPOUND	CONCENTRATION UNITS: (ug/L or ug/Kg)	UG/KG	Q
12674-11-2	Aroclor-1016		57	U
11104-28-2	Aroclor-1221		57	U
11141-16-5	Aroclor-1232		57	U
53469-21-9	Aroclor-1242		57	U
12672-29-6	Aroclor-1248		57	U
11097-69-1	Aroclor-1254		57	U
11096-82-5	Aroclor-1260		57	U
37324-23-5	Aroclor-1262		57	U
11100-14-4	Aroclor-1268		57	U

**PRELIMINARY**

1H - FORM I ARO  
 AROCLOR ORGANICS ANALYSIS DATA SHEET

EPA SAMPLE NO.

E3NR2

Lab Name: MITKEM LABORATORIES Contract: EP-W-05-030  
 Lab Code: MITKEM Case No.: 38897 Mod. Ref No.:                      SDG No.: E3NQ6  
 Matrix: (SOIL/SED/WATER) SOIL Lab Sample ID: H1636-04A  
 Sample wt/vol: 30.3 (g/mL) G Lab File ID: E3G6020F.D/E3G6020R.D  
 % Moisture: 43 Decanted: (Y/N) N Date Received: 08/25/2009  
 Extraction: (Type) SONC Date Extracted: 08/25/2009  
 Concentrated Extract Volume: 10000 (uL) Date Analyzed: 08/26/2009  
 Injection Volume: 1.0 (uL) GPC Factor: 1.00 Dilution Factor: 1.0  
 GPC Cleanup: (Y/N) N pH: 6.9 Sulfur Cleanup: (Y/N) Y  
 Acid Cleanup: (Y/N) Y

CAS NO.	COMPOUND	CONCENTRATION UNITS: <u>UG/KG</u>	
		(ug/L or ug/Kg)	<u>Q</u>
12674-11-2	Aroclor-1016	57	U
11104-28-2	Aroclor-1221	57	U
11141-16-5	Aroclor-1232	57	U
53469-21-9	Aroclor-1242	57	U
12672-29-6	Aroclor-1248	57	U
11097-69-1	Aroclor-1254	2300	E
11096-82-5	Aroclor-1260	1100	E
37324-23-5	Aroclor-1262	57	U
11100-14-4	Aroclor-1268	57	U

PRELIMINARY

1H - FORM I ARO  
 AROCLOR ORGANICS ANALYSIS DATA SHEET

EPA SAMPLE NO.

E3NR2DL

Lab Name: MITKEM LABORATORIES Contract: EP-W-05-030  
 Lab Code: MITKEM Case No.: 38897 Mod. Ref No.: \_\_\_\_\_ SDG No.: E3NQ6  
 Matrix: (SOIL/SED/WATER) SOIL Lab Sample ID: H1636-04ADL  
 Sample wt/vol: 30.3 (g/mL) G Lab File ID: E3G6086F.D/E3G6086R.D  
 % Moisture: 43 Decanted: (Y/N) N Date Received: 08/25/2009  
 Extraction: (Type) SONC Date Extracted: 08/25/2009  
 Concentrated Extract Volume: 1000 (uL) Date Analyzed: 08/27/2009  
 Injection Volume: 1.0 (uL) GPC Factor: 1.00 Dilution Factor: 10.0  
 GPC Cleanup: (Y/N) N pH: 6.9 Sulfur Cleanup: (Y/N) Y  
 Acid Cleanup: (Y/N) Y

CAS NO.	COMPOUND	CONCENTRATION UNITS: <u>UG/KG</u>	
		(ug/L or ug/Kg)	<u>Q</u>
12674-11-2	Aroclor-1016	570	U
11104-28-2	Aroclor-1221	570	U
11141-16-5	Aroclor-1232	570	U
53469-21-9	Aroclor-1242	570	U
12672-29-6	Aroclor-1248	570	U
11097-69-1	Aroclor-1254	2800	D
11096-82-5	Aroclor-1260	1300	D
37324-23-5	Aroclor-1262	570	U
11100-14-4	Aroclor-1268	570	U

**PRELIMINARY**

SOM01.2 (6/2007)

1H - FORM I ARO  
 AROCLOR ORGANICS ANALYSIS DATA SHEET

EPA SAMPLE NO.

E3NR3

Lab Name: MITKEM LABORATORIES Contract: EP-W-05-030  
 Lab Code: MITKEM Case No.: 38897 Mod. Ref No.:                      SDG No.: E3NQ6  
 Matrix: (SOIL/SED/WATER) SOIL Lab Sample ID: H1636-05A  
 Sample wt/vol: 30.3 (g/mL) G Lab File ID: E3G6021F.D/E3G6021R.D  
 % Moisture: 40 Decanted: (Y/N) N Date Received: 08/25/2009  
 Extraction: (Type) SONC Date Extracted: 08/25/2009  
 Concentrated Extract Volume: 10000 (uL) Date Analyzed: 08/26/2009  
 Injection Volume: 1.0 (uL) GPC Factor: 1.00 Dilution Factor: 1.0  
 GPC Cleanup: (Y/N) N pH: 7.5 Sulfur Cleanup: (Y/N) Y  
 Acid Cleanup: (Y/N) Y

CAS NO.	COMPOUND	CONCENTRATION UNITS: <u>UG/KG</u>	
		(ug/L or ug/Kg)	<u>Q</u>
12674-11-2	Aroclor-1016	54	U
11104-28-2	Aroclor-1221	54	U
11141-16-5	Aroclor-1232	54	U
53469-21-9	Aroclor-1242	54	U
12672-29-6	Aroclor-1248	54	U
11097-69-1	Aroclor-1254	830	
11096-82-5	Aroclor-1260	460	
37324-23-5	Aroclor-1262	54	U
11100-14-4	Aroclor-1268	54	U

**PRELIMINARY**  
 SOM01.2 (6/2007)



1H - FORM I ARO  
 AROCLOR ORGANICS ANALYSIS DATA SHEET

EPA SAMPLE NO.

E3NR3DL

Lab Name: MITKEM LABORATORIES Contract: EP-W-05-030  
 Lab Code: MITKEM Case No.: 38897 Mod. Ref No.: SDG No.: E3NQ6  
 Matrix: (SOIL/SED/WATER) SOIL Lab Sample ID: H1636-05ADL  
 Sample wt/vol: 30.3 (g/mL) G Lab File ID: E3G6087F.D/E3G6087R.D  
 % Moisture: 40 Decanted: (Y/N) N Date Received: 08/25/2009  
 Extraction: (Type) SONC Date Extracted: 08/25/2009  
 Concentrated Extract Volume: 1000 (uL) Date Analyzed: 08/27/2009  
 Injection Volume: 1.0 (uL) GPC Factor: 1.00 Dilution Factor: 4.0  
 GPC Cleanup: (Y/N) N pH: 7.5 Sulfur Cleanup: (Y/N) Y  
 Acid Cleanup: (Y/N) Y

CAS NO.	COMPOUND	CONCENTRATION UNITS: <u>UG/KG</u>	
		(ug/L or ug/Kg)	<u>Q</u>
12674-11-2	Aroclor-1016	220	U
11104-28-2	Aroclor-1221	220	U
11141-16-5	Aroclor-1232	220	U
53469-21-9	Aroclor-1242	220	U
12672-29-6	Aroclor-1248	220	U
11097-69-1	Aroclor-1254	1000	D
11096-82-5	Aroclor-1260	530	D
37324-23-5	Aroclor-1262	220	U
11100-14-4	Aroclor-1268	220	U

PRELIMINARY

SOM01.2 (6/2007)

1H - FORM I ARO  
 AROCLOR ORGANICS ANALYSIS DATA SHEET

EPA SAMPLE NO.

E3NR4

Lab Name: MITKEM LABORATORIES Contract: EP-W-05-030  
 Lab Code: MITKEM Case No.: 38897 Mod. Ref No.: \_\_\_\_\_ SDG No.: E3NQ6  
 Matrix: (SOIL/SED/WATER) SOIL Lab Sample ID: H1636-06A  
 Sample wt/vol: 30.0 (g/mL) G Lab File ID: E3G6022F.D/E3G6022R.D  
 % Moisture: 43 Decanted: (Y/N) N Date Received: 08/25/2009  
 Extraction: (Type) SONC Date Extracted: 08/25/2009  
 Concentrated Extract Volume: 10000 (uL) Date Analyzed: 08/26/2009  
 Injection Volume: 1.0 (uL) GPC Factor: 1.00 Dilution Factor: 1.0  
 GPC Cleanup: (Y/N) N pH: 7.4 Sulfur Cleanup: (Y/N) Y  
 Acid Cleanup: (Y/N) Y

CAS NO.	COMPOUND	CONCENTRATION UNITS: <u>UG/KG</u>	
		(ug/L or ug/Kg)	<u>Q</u>
12674-11-2	Aroclor-1016	58	U
11104-28-2	Aroclor-1221	58	U
11141-16-5	Aroclor-1232	58	U
53469-21-9	Aroclor-1242	58	U
12672-29-6	Aroclor-1248	58	U
11097-69-1	Aroclor-1254	520	
11096-82-5	Aroclor-1260	230	
37324-23-5	Aroclor-1262	58	U
11100-14-4	Aroclor-1268	58	U

**PRELIMINARY**

SOM01.2 (6/2007)

1H - FORM I ARO  
 AROCLOR ORGANICS ANALYSIS DATA SHEET

EPA SAMPLE NO.

E3NR5

Lab Name: MITKEM LABORATORIES Contract: EP-W-05-030  
 Lab Code: MITKEM Case No.: 38897 Mod. Ref No.:                      SDG No.: E3NQ6  
 Matrix: (SOIL/SED/WATER) SOIL Lab Sample ID: H1636-07A  
 Sample wt/vol: 30.0 (g/mL) G Lab File ID: E3G6023F.D/E3G6023R.D  
 % Moisture: 38 Decanted: (Y/N) N Date Received: 08/25/2009  
 Extraction: (Type) SONC Date Extracted: 08/25/2009  
 Concentrated Extract Volume: 10000 (uL) Date Analyzed: 08/26/2009  
 Injection Volume: 1.0 (uL) GPC Factor: 1.00 Dilution Factor: 1.0  
 GPC Cleanup: (Y/N) N pH: 7.4 Sulfur Cleanup: (Y/N) Y  
 Acid Cleanup: (Y/N) Y

CAS NO.	COMPOUND	CONCENTRATION UNITS: <u>UG/KG</u> (ug/L or ug/Kg)	<u>Q</u>
12674-11-2	Aroclor-1016	53	U
11104-28-2	Aroclor-1221	53	U
11141-16-5	Aroclor-1232	53	U
53469-21-9	Aroclor-1242	53	U
12672-29-6	Aroclor-1248	53	U
11097-69-1	Aroclor-1254	72	P
11096-82-5	Aroclor-1260	53	U
37324-23-5	Aroclor-1262	53	U
11100-14-4	Aroclor-1268	53	U

**PRELIMINARY**  
 SOM01.2 (6/2007)

1H - FORM I ARO  
 AROCLOR ORGANICS ANALYSIS DATA SHEET

EPA SAMPLE NO.

E3NR6

Lab Name: MITKEM LABORATORIES Contract: EP-W-05-030  
 Lab Code: MITKEM Case No.: 38897 Mod. Ref No.:                      SDG No.: E3NQ6  
 Matrix: (SOIL/SED/WATER) SOIL Lab Sample ID: H1636-08A  
 Sample wt/vol: 30.5 (g/mL) G Lab File ID: E3G6024F.D/E3G6024R.D  
 % Moisture: 40 Decanted: (Y/N) N Date Received: 08/25/2009  
 Extraction: (Type) SONC Date Extracted: 08/25/2009  
 Concentrated Extract Volume: 10000 (uL) Date Analyzed: 08/26/2009  
 Injection Volume: 1.0 (uL) GPC Factor: 1.00 Dilution Factor: 1.0  
 GPC Cleanup: (Y/N) N pH: 7.5 Sulfur Cleanup: (Y/N) Y  
 Acid Cleanup: (Y/N) Y

CAS NO.	COMPOUND	CONCENTRATION UNITS: UG/KG	
		(ug/L or ug/Kg)	Q
12674-11-2	Aroclor-1016	54	U
11104-28-2	Aroclor-1221	54	U
11141-16-5	Aroclor-1232	54	U
53469-21-9	Aroclor-1242	54	U
12672-29-6	Aroclor-1248	54	U
11097-69-1	Aroclor-1254	54	U
11096-82-5	Aroclor-1260	54	U
37324-23-5	Aroclor-1262	54	U
11100-14-4	Aroclor-1268	54	U

**PRELIMINARY**

1H - FORM I ARO  
 AROCLOR ORGANICS ANALYSIS DATA SHEET

EPA SAMPLE NO.

E3NR7

Lab Name: MITKEM LABORATORIES Contract: EP-W-05-030  
 Lab Code: MITKEM Case No.: 38897 Mod. Ref No.:                      SDG No.: E3NQ6  
 Matrix: (SOIL/SED/WATER) SOIL Lab Sample ID: H1636-09A  
 Sample wt/vol: 30.4 (g/mL) G Lab File ID: E3G6025F.D/E3G6025R.D  
 % Moisture: 32 Decanted: (Y/N) N Date Received: 08/25/2009  
 Extraction: (Type) SONC Date Extracted: 08/25/2009  
 Concentrated Extract Volume: 10000 (uL) Date Analyzed: 08/26/2009  
 Injection Volume: 1.0 (uL) GPC Factor: 1.00 Dilution Factor: 1.0  
 GPC Cleanup: (Y/N) N pH: 7.8 Sulfur Cleanup: (Y/N) Y  
 Acid Cleanup: (Y/N) Y

CAS NO.	COMPOUND	CONCENTRATION UNITS: <u>UG/KG</u>	
		(ug/L or ug/Kg)	<u>Q</u>
12674-11-2	Aroclor-1016	48	U
11104-28-2	Aroclor-1221	48	U
11141-16-5	Aroclor-1232	48	U
53469-21-9	Aroclor-1242	48	U
12672-29-6	Aroclor-1248	48	U
11097-69-1	Aroclor-1254	48	U
11096-82-5	Aroclor-1260	48	U
37324-23-5	Aroclor-1262	48	U
11100-14-4	Aroclor-1268	48	U

PRELIMINARY

SOM01.2 (6/2007)

1H - FORM I ARO  
 AROCLOR ORGANICS ANALYSIS DATA SHEET

EPA SAMPLE NO.

E3NR8

Lab Name: MITKEM LABORATORIES Contract: EP-W-05-030  
 Lab Code: MITKEM Case No.: 38897 Mod. Ref No.: \_\_\_\_\_ SDG No.: E3NQ6  
 Matrix: (SOIL/SED/WATER) SOIL Lab Sample ID: H1636-10A  
 Sample wt/vol: 30.2 (g/mL) G Lab File ID: E3G6026F.D/E3G6026R.D  
 % Moisture: 45 Decanted: (Y/N) N Date Received: 08/25/2009  
 Extraction: (Type) SONC Date Extracted: 08/25/2009  
 Concentrated Extract Volume: 10000 (uL) Date Analyzed: 08/26/2009  
 Injection Volume: 1.0 (uL) GPC Factor: 1.00 Dilution Factor: 1.0  
 GPC Cleanup: (Y/N) N pH: 6.8 Sulfur Cleanup: (Y/N) Y  
 Acid Cleanup: (Y/N) Y

CAS NO.	COMPOUND	CONCENTRATION UNITS:	
		ug/L or ug/Kg	Q
12674-11-2	Aroclor-1016	60	U
11104-28-2	Aroclor-1221	60	U
11141-16-5	Aroclor-1232	60	U
53469-21-9	Aroclor-1242	2400	E
12672-29-6	Aroclor-1248	1800	E
11097-69-1	Aroclor-1254	610	P
11096-82-5	Aroclor-1260	470	P
37324-23-5	Aroclor-1262	60	U
11100-14-4	Aroclor-1268	60	U

**PRELIMINARY**

SOM01.2 (6/2007)

1H - FORM I ARO  
 AROCLOR ORGANICS ANALYSIS DATA SHEET

EPA SAMPLE NO.

E3NR8DL

Lab Name: MITKEM LABORATORIES Contract: EP-W-05-030  
 Lab Code: MITKEM Case No.: 38897 Mod. Ref No.:                      SDG No.: E3NQ6  
 Matrix: (SOIL/SED/WATER) SOIL Lab Sample ID: H1636-10ADL  
 Sample wt/vol: 30.2 (g/mL) G Lab File ID: E3G6088F.D/E3G6088R.D  
 % Moisture: 45 Decanted: (Y/N) N Date Received: 08/25/2009  
 Extraction: (Type) SONC Date Extracted: 08/25/2009  
 Concentrated Extract Volume: 1000 (uL) Date Analyzed: 08/27/2009  
 Injection Volume: 1.0 (uL) GPC Factor: 1.00 Dilution Factor: 10.0  
 GPC Cleanup: (Y/N) N pH: 6.8 Sulfur Cleanup: (Y/N) Y  
 Acid Cleanup: (Y/N) Y

CAS NO.	COMPOUND	CONCENTRATION UNITS: <u>UG/KG</u>	
		(ug/L or ug/Kg)	<u>Q</u>
12674-11-2	Aroclor-1016	600	U
11104-28-2	Aroclor-1221	600	U
11141-16-5	Aroclor-1232	600	U
53469-21-9	Aroclor-1242	3000	D
12672-29-6	Aroclor-1248	2400	D
11097-69-1	Aroclor-1254	980	D
11096-82-5	Aroclor-1260	600	U
37324-23-5	Aroclor-1262	600	U
11100-14-4	Aroclor-1268	600	U

**PRELIMINARY**

SOM01.2 (6/2007)

1H - FORM I ARO  
 AROCLOR ORGANICS ANALYSIS DATA SHEET

EPA SAMPLE NO.

E3NR9

Lab Name: MITKEM LABORATORIES Contract: EP-W-05-030  
 Lab Code: MITKEM Case No.: 38897 Mod. Ref No.: \_\_\_\_\_ SDG No.: E3NQ6  
 Matrix: (SOIL/SED/WATER) SOIL Lab Sample ID: H1636-11A  
 Sample wt/vol: 30.3 (g/mL) G Lab File ID: E3G6027F.D/E3G6027R.D  
 % Moisture: 42 Decanted: (Y/N) N Date Received: 08/25/2009  
 Extraction: (Type) SONC Date Extracted: 08/25/2009  
 Concentrated Extract Volume: 10000 (uL) Date Analyzed: 08/26/2009  
 Injection Volume: 1.0 (uL) GPC Factor: 1.00 Dilution Factor: 1.0  
 GPC Cleanup: (Y/N) N pH: 7.0 Sulfur Cleanup: (Y/N) Y  
 Acid Cleanup: (Y/N) Y

CAS NO.	COMPOUND	CONCENTRATION UNITS: <u>UG/KG</u>	
		(ug/L or ug/Kg)	<u>Q</u>
12674-11-2	Aroclor-1016	56	U
11104-28-2	Aroclor-1221	56	U
11141-16-5	Aroclor-1232	56	U
53469-21-9	Aroclor-1242	130	P
12672-29-6	Aroclor-1248	130	P
11097-69-1	Aroclor-1254	140	
11096-82-5	Aroclor-1260	56	U
37324-23-5	Aroclor-1262	56	U
11100-14-4	Aroclor-1268	56	U

**PRELIMINARY**  
 SOM01.2 (6/2007)



1H - FORM I ARO  
 AROCLOR ORGANICS ANALYSIS DATA SHEET

EPA SAMPLE NO.

E3NS0

Lab Name: MITKEM LABORATORIES Contract: EP-W-05-030  
 Lab Code: MITKEM Case No.: 38897 Mod. Ref No.:                      SDG No.: E3NQ6  
 Matrix: (SOIL/SED/WATER) SOIL Lab Sample ID: H1636-12A  
 Sample wt/vol: 30.1 (g/mL) G Lab File ID: E3G6028F.D/E3G6028R.D  
 % Moisture: 40 Decanted: (Y/N) N Date Received: 08/25/2009  
 Extraction: (Type) SONC Date Extracted: 08/25/2009  
 Concentrated Extract Volume: 10000 (uL) Date Analyzed: 08/26/2009  
 Injection Volume: 1.0 (uL) GPC Factor: 1.00 Dilution Factor: 1.0  
 GPC Cleanup: (Y/N) N pH: 7.2 Sulfur Cleanup: (Y/N) Y  
 Acid Cleanup: (Y/N) Y

CAS NO.	COMPOUND	CONCENTRATION UNITS: <u>UG/KG</u>	
		(ug/L or ug/Kg)	Q
12674-11-2	Aroclor-1016	55	U
11104-28-2	Aroclor-1221	55	U
11141-16-5	Aroclor-1232	55	U
53469-21-9	Aroclor-1242	55	U
12672-29-6	Aroclor-1248	45	PJ
11097-69-1	Aroclor-1254	61	P
11096-82-5	Aroclor-1260	55	U
37324-23-5	Aroclor-1262	55	U
11100-14-4	Aroclor-1268	55	U

PRELIMINARY

1H - FORM I ARO  
 AROCLOR ORGANICS ANALYSIS DATA SHEET

EPA SAMPLE NO.

E3NS1

Lab Name: MITKEM LABORATORIES Contract: EP-W-05-030  
 Lab Code: MITKEM Case No.: 38897 Mod. Ref No.:                      SDG No.: E3NQ6  
 Matrix: (SOIL/SED/WATER) SOIL Lab Sample ID: H1636-13A  
 Sample wt/vol: 30.0 (g/mL) G Lab File ID: E3G6029F.D/E3G6029R.D  
 % Moisture: 39 Decanted: (Y/N) N Date Received: 08/25/2009  
 Extraction: (Type) SONC Date Extracted: 08/25/2009  
 Concentrated Extract Volume: 10000 (uL) Date Analyzed: 08/26/2009  
 Injection Volume: 1.0 (uL) GPC Factor: 1.00 Dilution Factor: 1.0  
 GPC Cleanup: (Y/N) N pH: 7.5 Sulfur Cleanup: (Y/N) Y  
 Acid Cleanup: (Y/N) Y

CAS NO.	COMPOUND	CONCENTRATION UNITS: UG/KG	
		(ug/L or ug/Kg)	Q
12674-11-2	Aroclor-1016	54	U
11104-28-2	Aroclor-1221	54	U
11141-16-5	Aroclor-1232	54	U
53469-21-9	Aroclor-1242	54	U
12672-29-6	Aroclor-1248	34	PJ
11097-69-1	Aroclor-1254	50	PJ
11096-82-5	Aroclor-1260	54	U
37324-23-5	Aroclor-1262	54	U
11100-14-4	Aroclor-1268	54	U

**PRELIMINARY**

SOM01.2 (6/2007)

1H - FORM I ARO  
 AROCLOR ORGANICS ANALYSIS DATA SHEET

EPA SAMPLE NO.

E3NS2

Lab Name: MITKEM LABORATORIES Contract: EP-W-05-030  
 Lab Code: MITKEM Case No.: 38897 Mod. Ref No.:                      SDG No.: E3NQ6  
 Matrix: (SOIL/SED/WATER) SOIL Lab Sample ID: H1636-14A  
 Sample wt/vol: 30.4 (g/mL) G Lab File ID: E3G6030F.D/E3G6030R.D  
 % Moisture: 37 Decanted: (Y/N) N Date Received: 08/25/2009  
 Extraction: (Type) SONC Date Extracted: 08/25/2009  
 Concentrated Extract Volume: 10000 (uL) Date Analyzed: 08/26/2009  
 Injection Volume: 1.0 (uL) GPC Factor: 1.00 Dilution Factor: 1.0  
 GPC Cleanup: (Y/N) N pH: 7.4 Sulfur Cleanup: (Y/N) Y  
 Acid Cleanup: (Y/N) Y

CAS NO.	COMPOUND	CONCENTRATION UNITS: UG/KG	
		(ug/L or ug/Kg)	Q
12674-11-2	Aroclor-1016	52	U
11104-28-2	Aroclor-1221	52	U
11141-16-5	Aroclor-1232	52	U
53469-21-9	Aroclor-1242	52	U
12672-29-6	Aroclor-1248	52	U
11097-69-1	Aroclor-1254	52	U
11096-82-5	Aroclor-1260	52	U
37324-23-5	Aroclor-1262	52	U
11100-14-4	Aroclor-1268	52	U

PRELIMINARY

1H - FORM I ARO  
 AROCLOR ORGANICS ANALYSIS DATA SHEET

EPA SAMPLE NO.

E3NS3

Lab Name: MITKEM LABORATORIES Contract: EP-W-05-030  
 Lab Code: MITKEM Case No.: 38897 Mod. Ref No.:                      SDG No.: E3NQ6  
 Matrix: (SOIL/SED/WATER) SOIL Lab Sample ID: H1636-15A  
 Sample wt/vol: 30.5 (g/mL) G Lab File ID: E3G6031F.D/E3G6031R.D  
 % Moisture: 36 Decanted: (Y/N) N Date Received: 08/25/2009  
 Extraction: (Type) SONC Date Extracted: 08/25/2009  
 Concentrated Extract Volume: 10000 (uL) Date Analyzed: 08/26/2009  
 Injection Volume: 1.0 (uL) GPC Factor: 1.00 Dilution Factor: 1.0  
 GPC Cleanup: (Y/N) N pH: 7.4 Sulfur Cleanup: (Y/N) Y  
 Acid Cleanup: (Y/N) Y

CAS NO.	COMPOUND	CONCENTRATION UNITS: <u>UG/KG</u>	
		(ug/L or ug/Kg)	<u>Q</u>
12674-11-2	Aroclor-1016	51	U
11104-28-2	Aroclor-1221	51	U
11141-16-5	Aroclor-1232	51	U
53469-21-9	Aroclor-1242	51	U
12672-29-6	Aroclor-1248	51	U
11097-69-1	Aroclor-1254	51	U
11096-82-5	Aroclor-1260	51	U
37324-23-5	Aroclor-1262	51	U
11100-14-4	Aroclor-1268	51	U

PRELIMINARY

SOM01.2 (6/2007)

1H - FORM I ARO  
 AROCLOR ORGANICS ANALYSIS DATA SHEET

EPA SAMPLE NO.

E3NS4

Lab Name: MITKEM LABORATORIES Contract: EP-W-05-030  
 Lab Code: MITKEM Case No.: 38897 Mod. Ref No.:                      SDG No.: E3NQ6  
 Matrix: (SOIL/SED/WATER) SOIL Lab Sample ID: H1636-16A  
 Sample wt/vol: 30.5 (g/mL) G Lab File ID: E3G6032F.D/E3G6032R.D  
 % Moisture: 35 Decanted: (Y/N) N Date Received: 08/25/2009  
 Extraction: (Type) SONC Date Extracted: 08/25/2009  
 Concentrated Extract Volume: 10000 (uL) Date Analyzed: 08/26/2009  
 Injection Volume: 1.0 (uL) GPC Factor: 1.00 Dilution Factor: 1.0  
 GPC Cleanup: (Y/N) N pH: 7.5 Sulfur Cleanup: (Y/N) Y  
 Acid Cleanup: (Y/N) Y

CAS NO.	COMPOUND	CONCENTRATION UNITS: <u>UG/KG</u>	
		(ug/L or ug/Kg)	<u>Q</u>
12674-11-2	Aroclor-1016	50	U
11104-28-2	Aroclor-1221	50	U
11141-16-5	Aroclor-1232	50	U
53469-21-9	Aroclor-1242	50	U
12672-29-6	Aroclor-1248	50	U
11097-69-1	Aroclor-1254	50	U
11096-82-5	Aroclor-1260	50	U
37324-23-5	Aroclor-1262	50	U
11100-14-4	Aroclor-1268	50	U

PRELIMINARY

1H - FORM I ARO  
 AROCLOR ORGANICS ANALYSIS DATA SHEET

EPA SAMPLE NO.

E3NS5

Lab Name: MITKEM LABORATORIES Contract: EP-W-05-030  
 Lab Code: MITKEM Case No.: 38897 Mod. Ref No.:                      SDG No.: E3NQ6  
 Matrix: (SOIL/SED/WATER) WATER Lab Sample ID: H1636-17A  
 Sample wt/vol: 1000 (g/mL) ML Lab File ID: E3G6077F.D/E3G6077R.D  
 % Moisture:                      Decanted: (Y/N)                      Date Received: 08/25/2009  
 Extraction: (Type) SEPF Date Extracted: 08/26/2009  
 Concentrated Extract Volume: 10000 (uL) Date Analyzed: 08/27/2009  
 Injection Volume: 1.0 (uL) GPC Factor: 1.00 Dilution Factor: 1.0  
 GPC Cleanup: (Y/N) N pH:                      Sulfur Cleanup: (Y/N) N  
 Acid Cleanup: (Y/N) N

CAS NO.	COMPOUND	CONCENTRATION UNITS:	
		ug/L or ug/Kg	Q
12674-11-2	Aroclor-1016	1.0	U
11104-28-2	Aroclor-1221	1.0	U
11141-16-5	Aroclor-1232	1.0	U
53469-21-9	Aroclor-1242	1.0	U
12672-29-6	Aroclor-1248	1.0	U
11097-69-1	Aroclor-1254	1.0	U
11096-82-5	Aroclor-1260	1.0	U
37324-23-5	Aroclor-1262	1.0	U
11100-14-4	Aroclor-1268	1.0	U

PRELIMINARY

SOM01.2 (6/2007)

1H - FORM I ARO  
 AROCLOR ORGANICS ANALYSIS DATA SHEET

EPA SAMPLE NO.

E3NS6

Lab Name: MITKEM LABORATORIES Contract: EP-W-05-030  
 Lab Code: MITKEM Case No.: 38897 Mod. Ref No.:                      SDG No.: E3NQ6  
 Matrix: (SOIL/SED/WATER) WATER Lab Sample ID: H1636-18A  
 Sample wt/vol: 1000 (g/mL) ML Lab File ID: E3G6078F.D/E3G6078R.D  
 % Moisture:                      Decanted: (Y/N)                      Date Received: 08/25/2009  
 Extraction: (Type) SEPF Date Extracted: 08/26/2009  
 Concentrated Extract Volume: 10000 (uL) Date Analyzed: 08/27/2009  
 Injection Volume: 1.0 (uL) GPC Factor: 1.00 Dilution Factor: 1.0  
 GPC Cleanup: (Y/N) N pH:                      Sulfur Cleanup: (Y/N) N  
 Acid Cleanup: (Y/N) N

CAS NO.	COMPOUND	CONCENTRATION UNITS:	
		UG/L (ug/L or ug/Kg)	Q
12674-11-2	Aroclor-1016	1.0	U
11104-28-2	Aroclor-1221	1.0	U
11141-16-5	Aroclor-1232	1.0	U
53469-21-9	Aroclor-1242	1.0	U
12672-29-6	Aroclor-1248	1.0	U
11097-69-1	Aroclor-1254	1.0	U
11096-82-5	Aroclor-1260	1.0	U
37324-23-5	Aroclor-1262	1.0	U
11100-14-4	Aroclor-1268	1.0	U

**PRELIMINARY**

1H - FORM I ARO  
 AROCLOR ORGANICS ANALYSIS DATA SHEET

EPA SAMPLE NO.

E3NS7

Lab Name: MITKEM LABORATORIES Contract: EP-W-05-030  
 Lab Code: MITKEM Case No.: 38897 Mod. Ref No.:                      SDG No.: E3NQ6  
 Matrix: (SOIL/SED/WATER) SOIL Lab Sample ID: H1636-03A  
 Sample wt/vol: 30.1 (g/mL) G Lab File ID: E3G6019F.D/E3G6019R.D  
 % Moisture: 39 Decanted: (Y/N) N Date Received: 08/25/2009  
 Extraction: (Type) SONC Date Extracted: 08/25/2009  
 Concentrated Extract Volume: 10000 (uL) Date Analyzed: 08/26/2009  
 Injection Volume: 1.0 (uL) GPC Factor: 1.00 Dilution Factor: 1.0  
 GPC Cleanup: (Y/N) N pH: 7.4 Sulfur Cleanup: (Y/N) Y  
 Acid Cleanup: (Y/N) Y

CAS NO.	COMPOUND	CONCENTRATION UNITS: <u>UG/KG</u>	
		(ug/L or ug/Kg)	<u>Q</u>
12674-11-2	Aroclor-1016	54	U
11104-28-2	Aroclor-1221	54	U
11141-16-5	Aroclor-1232	54	U
53469-21-9	Aroclor-1242	54	U
12672-29-6	Aroclor-1248	54	U
11097-69-1	Aroclor-1254	1700	E
11096-82-5	Aroclor-1260	850	E
37324-23-5	Aroclor-1262	54	U
11100-14-4	Aroclor-1268	54	U

**PRELIMINARY**

SOM01.2 (6/2007)



1H - FORM I ARO  
 AROCLOR ORGANICS ANALYSIS DATA SHEET

EPA SAMPLE NO.

E3NS7DL

Lab Name: MITKEM LABORATORIES Contract: EP-W-05-030  
 Lab Code: MITKEM Case No.: 38897 Mod. Ref No.:                      SDG No.: E3NQ6  
 Matrix: (SOIL/SED/WATER) SOIL Lab Sample ID: H1636-03ADL  
 Sample wt/vol: 30.1 (g/mL) G Lab File ID: E3G6085F.D/E3G6085R.D  
 % Moisture: 39 Decanted: (Y/N) N Date Received: 08/25/2009  
 Extraction: (Type) SONC Date Extracted: 08/25/2009  
 Concentrated Extract Volume: 1000 (uL) Date Analyzed: 08/27/2009  
 Injection Volume: 1.0 (uL) GPC Factor: 1.00 Dilution Factor: 7.0  
 GPC Cleanup: (Y/N) N pH: 7.4 Sulfur Cleanup: (Y/N) Y  
 Acid Cleanup: (Y/N) Y

CAS NO.	COMPOUND	CONCENTRATION UNITS: <u>UG/KG</u>	
		(ug/L or ug/Kg)	<u>Q</u>
12674-11-2	Aroclor-1016	380	U
11104-28-2	Aroclor-1221	380	U
11141-16-5	Aroclor-1232	380	U
53469-21-9	Aroclor-1242	380	U
12672-29-6	Aroclor-1248	380	U
11097-69-1	Aroclor-1254	2200	D
11096-82-5	Aroclor-1260	960	D
37324-23-5	Aroclor-1262	380	U
11100-14-4	Aroclor-1268	380	U

**PRELIMINARY**  
 SOM01.2 (6/2007)

10C - FORM X ARO  
 IDENTIFICATION SUMMARY  
 FOR MULTICOMPONENT ANALYTES

EPA SAMPLE NO.

E3NQ6

Lab Name: MITKEM LABORATORIES Contract: EP-W-05-030  
 Lab Code: MITKEM Case No.: 38897 Mod. Ref No.: SDG No.: E3NQ6  
 Lab Sample ID: H1636-01A Date(s) Analyzed: 08/26/2009 08/26/2009  
 Instrument ID (1): E3 Instrument ID (2): E3  
 GC Column(1): CLPPest ID: 0.53 (mm) GC Column(2): CLPPestII ID: 0.53 (MM)

ANALYTE	PEAK	RT	RT WINDOW		CONCENTRATION		%D
			FROM	TO	PEAK	MEAN	
Aroclor-1254	1	5.872	5.791	5.931	1178.9632	1254.252078	
	2	6.173	6.090	6.230	1278.8141		
COLUMN 1	3	6.699	6.615	6.755	1304.9790		
	4						
	5						
COLUMN 2	1	6.209	6.127	6.267	1126.8757	1125.734721	11.4
	2	6.758	6.680	6.820	1074.0707		
	3	7.037	6.956	7.096	1176.2578		
	4						
	5						
Aroclor-1260	1	6.393	6.296	6.436	992.6536	550.336779	
	2	7.518	7.434	7.574	286.6346		
COLUMN 1	3	7.881	7.799	7.939	371.7222		
	4						
	5						
COLUMN 2	1	7.728	7.649	7.789	1204.0357	622.558505	13.1
	2	8.587	8.507	8.647	322.4385		
	3	9.100	9.020	9.160	341.2013		
	4						
	5						

At least 3 peaks for each column are required for identification of multicomponent analytes

PRELIMINARY

10C - FORM X ARO  
IDENTIFICATION SUMMARY  
FOR MULTICOMPONENT ANALYTES

EPA SAMPLE NO.

E3NQ6DL

Lab Name: MITKEM LABORATORIES Contract: EP-W-05-030  
 Lab Code: MITKEM Case No.: 38897 Mod. Ref No.: SDG No.: E3NQ6  
 Lab Sample ID: H1636-01ADL Date(s) Analyzed: 08/27/2009 08/27/2009  
 Instrument ID (1): E3 Instrument ID (2): E3  
 GC Column(1): CLPPest ID: 0.53 (mm) GC Column(2): CLPPestII ID: 0.53 (MM)

ANALYTE	PEAK	RT	RT WINDOW		CONCENTRATION		%D
			FROM	TO	PEAK	MEAN	
Aroclor-1254	1	5.868	5.791	5.931	1367.1220	1449.818154	
	2	6.169	6.090	6.230	1472.4377		
	3	6.695	6.615	6.755	1509.8948		
	4						
	5						
COLUMN 1	1	6.207	6.127	6.267	1364.1423	1355.274401	7.0
	2	6.757	6.680	6.820	1279.2013		
	3	7.034	6.956	7.096	1422.4796		
	4						
	5						
COLUMN 2	1	6.383	6.296	6.436	1088.3265	605.104345	
	2	7.511	7.434	7.574	320.8974		
	3	7.876	7.799	7.939	406.0891		
	4						
	5						
Aroclor-1260	1	7.726	7.649	7.789	1415.6753	729.739496	20.6
	2	8.581	8.507	8.647	407.8773		
	3	9.097	9.020	9.160	365.6659		
	4						
	5						
COLUMN 2	1						
	2						
	3						
	4						
	5						

At least 3 peaks for each column are required for identification of multicomponent analytes

**PRELIMINARY**

10C - FORM X ARO  
IDENTIFICATION SUMMARY  
FOR MULTICOMPONENT ANALYTES

EPA SAMPLE NO.

E3NQ6MS

Lab Name: MITKEM LABORATORIES Contract: EP-W-05-030  
 Lab Code: MITKEM Case No.: 38897 Mod. Ref No.: SDG No.: E3NQ6  
 Lab Sample ID: H1636-01AMS Date(s) Analyzed: 08/26/2009 08/26/2009  
 Instrument ID (1): E3 Instrument ID (2): E3  
 GC Column(1): CLPPest ID: 0.53 (mm) GC Column(2): CLPPestII ID: 0.53 (MM)

ANALYTE	PEAK	RT	RT WINDOW		CONCENTRATION		%D
			FROM	TO	PEAK	MEAN	
Aroclor-1016	1	4.383	4.327	4.467	86.3180	655.888936	
	2	4.536	4.442	4.582	517.4793		
COLUMN 1	3	4.888	4.795	4.935	1363.8695		
	4						
	5						
COLUMN 2	1	4.956	4.870	5.010	629.6865	859.356665	31.0
	2	5.192	5.107	5.247	578.8521		
	3	5.557	5.472	5.612	1369.5314		
	4						
	5						
Aroclor-1254	1	5.890	5.791	5.931	1608.4044	1126.042589	
	2	6.192	6.090	6.230	1617.0519		
COLUMN 1	3	6.652	6.615	6.755	152.6714		
	4						
	5						
COLUMN 2	1	6.223	6.127	6.267	1550.9024	1391.197557	23.5
	2	6.771	6.680	6.820	1493.8079		
	3	7.007	6.956	7.096	1128.8824		
	4						
	5						
Aroclor-1260	1	6.326	6.296	6.436	177.4818	468.800121	
	2	7.528	7.434	7.574	581.4249		
COLUMN 1	3	7.892	7.799	7.939	647.4937		
	4						
	5						
COLUMN 2	1	7.737	7.649	7.789	1660.2160	986.122100	110.4
	2	8.592	8.507	8.647	677.9264		
	3	9.105	9.020	9.160	620.2239		
	4						
	5						

At least 3 peaks for each column are required for identification of multicomponent analytes

**PRELIMINARY**

10C - FORM X ARO  
IDENTIFICATION SUMMARY  
FOR MULTICOMPONENT ANALYTES

EPA SAMPLE NO.

E3NQ6MSD

Lab Name: MITKEM LABORATORIES Contract: EP-W-05-030  
 Lab Code: MITKEM Case No.: 38897 Mod. Ref No.: SDG No.: E3NQ6  
 Lab Sample ID: H1636-01AMSD Date(s) Analyzed: 08/26/2009 08/26/2009  
 Instrument ID (1): E3 Instrument ID (2): E3  
 GC Column(1): CLPPest ID: 0.53 (mm) GC Column(2): CLPPestII ID: 0.53 (MM)

ANALYTE	PEAK	RT	RT WINDOW		CONCENTRATION		%D
			FROM	TO	PEAK	MEAN	
Aroclor-1016	1	4.384	4.327	4.467	104.1003	727.591715	
	2	4.538	4.442	4.582	581.7791		
COLUMN 1	3	4.889	4.795	4.935	1496.8957		
	4						
	5						
COLUMN 2	1	4.957	4.870	5.010	683.2965		
	2	5.192	5.107	5.247	633.1235		
	3	5.558	5.472	5.612	1493.2408		
	4						
	5						
Aroclor-1254	1	5.893	5.791	5.931	1742.3065	1225.089590	
	2	6.194	6.090	6.230	1754.3292		
COLUMN 1	3	6.656	6.615	6.755	178.6331		
	4						
	5						
COLUMN 2	1	6.224	6.127	6.267	1681.4191		
	2	6.773	6.680	6.820	1618.2386		
	3	7.009	6.956	7.096	1214.5969		
	4						
	5						
Aroclor-1260	1	6.329	6.296	6.436	196.8249	1504.751538	22.8
	2	7.531	7.434	7.574	634.4443		
COLUMN 1	3	7.894	7.799	7.939	718.7647		
	4						
	5						
COLUMN 2	1	7.739	7.649	7.789	1710.1423		
	2	8.596	8.507	8.647	612.4064		
	3	9.107	9.020	9.160	672.7012		
	4						
	5						
					998.416634	93.2	

At least 3 peaks for each column are required for identification of multicomponent analytes

**PRELIMINARY**

10C - FORM X ARO  
IDENTIFICATION SUMMARY  
FOR MULTICOMPONENT ANALYTES

EPA SAMPLE NO.

E3NR2

Lab Name: MITKEM LABORATORIES Contract: EP-W-05-030  
 Lab Code: MITKEM Case No.: 38897 Mod. Ref No.: SDG No.: E3NQ6  
 Lab Sample ID: H1636-04A Date(s) Analyzed: 08/26/2009 08/26/2009  
 Instrument ID (1): E3 Instrument ID (2): E3  
 GC Column(1): CLPPest ID: 0.53 (mm) GC Column(2): CLPPestII ID: 0.53 (MM)

ANALYTE	PEAK	RT	RT WINDOW		CONCENTRATION		%D
			FROM	TO	PEAK	MEAN	
Aroclor-1254	1	5.875	5.791	5.931	2423.5346	2541.659669	
	2	6.178	6.090	6.230	2613.6583		
COLUMN 1	3	6.704	6.615	6.755	2587.7861		
	4						
	5						
COLUMN 2	1	6.212	6.127	6.267	2269.5813	2289.559102	11.0
	2	6.761	6.680	6.820	2212.5863		
	3	7.041	6.956	7.096	2386.5097		
	4						
	5						
Aroclor-1260	1	6.402	6.296	6.436	2511.4388	1205.050664	
	2	7.526	7.434	7.574	448.6239		
COLUMN 1	3	7.889	7.799	7.939	655.0894		
	4						
	5						
COLUMN 2	1	7.732	7.649	7.789	2366.2307	1125.143394	7.1
	2	8.595	8.507	8.647	456.0226		
	3	9.107	9.020	9.160	553.1769		
	4						
	5						

At least 3 peaks for each column are required for identification of multicomponent analytes

10C - FORM X ARO  
 IDENTIFICATION SUMMARY  
 FOR MULTICOMPONENT ANALYTES

EPA SAMPLE NO.

E3NR2DL

Lab Name: MITKEM LABORATORIES Contract: EP-W-05-030  
 Lab Code: MITKEM Case No.: 38897 Mod. Ref No.: SDG No.: E3NQ6  
 Lab Sample ID: H1636-04ADL Date(s) Analyzed: 08/27/2009 08/27/2009  
 Instrument ID (1): E3 Instrument ID (2): E3  
 GC Column(1): CLPPest ID: 0.53 (mm) GC Column(2): CLPPestII ID: 0.53 (MM)

ANALYTE	PEAK	RT	RT WINDOW		CONCENTRATION		%D
			FROM	TO	PEAK	MEAN	
Aroclor-1254	1	5.871	5.791	5.931	2918.6527	3050.312459	
	2	6.171	6.090	6.230	3114.7073		
COLUMN 1	3	6.697	6.615	6.755	3117.5774		
	4						
	5						
COLUMN 2	1	6.207	6.127	6.267	2763.3951	2847.865917	7.1
	2	6.759	6.680	6.820	2755.0057		
	3	7.036	6.956	7.096	3025.1969		
	4						
	5						
Aroclor-1260	1	6.394	6.296	6.436	2659.0929	1298.431851	
	2	7.513	7.434	7.574	507.5671		
COLUMN 1	3	7.878	7.799	7.939	728.6355		
	4						
	5						
COLUMN 2	1	7.728	7.649	7.789	2901.0328	1343.710317	3.5
	2	8.587	8.507	8.647	516.5404		
	3	9.100	9.020	9.160	613.5577		
	4						
	5						

At least 3 peaks for each column are required for identification of multicomponent analytes

**PRELIMINARY**

10C - FORM X ARO  
 IDENTIFICATION SUMMARY  
 FOR MULTICOMPONENT ANALYTES

EPA SAMPLE NO.

E3NR3

Lab Name: MITKEM LABORATORIES Contract: EP-W-05-030  
 Lab Code: MITKEM Case No.: 38897 Mod. Ref No.: SDG No.: E3NQ6  
 Lab Sample ID: H1636-05A Date(s) Analyzed: 08/26/2009 08/26/2009  
 Instrument ID (1): E3 Instrument ID (2): E3  
 GC Column(1): CLPPest ID: 0.53 (mm) GC Column(2): CLPPestII ID: 0.53 (MM)

ANALYTE	PEAK	RT	RT WINDOW		CONCENTRATION		%D
			FROM	TO	PEAK	MEAN	
Aroclor-1254	1	5.870	5.791	5.931	883.2848	973.034332	
	2	6.172	6.090	6.230	959.7344		
COLUMN 1	3	6.697	6.615	6.755	1076.0838		
	4						
	5						
COLUMN 2	1	6.208	6.127	6.267	837.2453		
	2	6.758	6.680	6.820	789.8805		
	3	7.036	6.956	7.096	868.6053		
	4						
	5						
Aroclor-1260	1	6.388	6.296	6.436	754.8586	461.099768	
	2	7.516	7.434	7.574	280.3659		
COLUMN 1	3	7.880	7.799	7.939	348.0749		
	4						
	5						
COLUMN 2	1	7.727	7.649	7.789	971.1559		
	2	8.582	8.507	8.647	401.3805		
	3	9.100	9.020	9.160	311.0434		
	4						
	5						
					561.193262	21.7	

At least 3 peaks for each column are required for identification of multicomponent analytes

PRELIMINARY



10C - FORM X ARO  
IDENTIFICATION SUMMARY  
FOR MULTICOMPONENT ANALYTES

EPA SAMPLE NO.

E3NR3DL

Lab Name: MITKEM LABORATORIES Contract: EP-W-05-030  
 Lab Code: MITKEM Case No.: 38897 Mod. Ref No.: SDG No.: E3NQ6  
 Lab Sample ID: H1636-05ADL Date(s) Analyzed: 08/27/2009 08/27/2009  
 Instrument ID (1): E3 Instrument ID (2): E3  
 GC Column(1): CLPPest ID: 0.53 (mm) GC Column(2): CLPPestII ID: 0.53 (MM)

ANALYTE	PEAK	RT	RT WINDOW		CONCENTRATION		%D
			FROM	TO	PEAK	MEAN	
Aroclor-1254	1	5.871	5.791	5.931	1030.8221	1137.879749	
	2	6.172	6.090	6.230	1120.0675		
	3	6.697	6.615	6.755	1262.7496		
	4						
	5						
COLUMN 1	1	6.209	6.127	6.267	1034.5255	1022.215591	11.3
	2	6.759	6.680	6.820	960.5080		
	3	7.037	6.956	7.096	1071.6133		
	4						
	5						
COLUMN 2	1	6.380	6.296	6.436	885.1515	529.841788	
	2	7.513	7.434	7.574	318.8811		
	3	7.878	7.799	7.939	385.4928		
	4						
	5						
Aroclor-1260	1	7.728	7.649	7.789	1138.4403	611.719600	15.5
	2	8.586	8.507	8.647	351.1939		
	3	9.101	9.020	9.160	345.5246		
	4						
	5						
COLUMN 1	1						
	2						
	3						
	4						
	5						
COLUMN 2	1						
	2						
	3						
	4						
	5						

At least 3 peaks for each column are required for identification of multicomponent analytes

PRELIMINARY

10C - FORM X ARO  
IDENTIFICATION SUMMARY  
FOR MULTICOMPONENT ANALYTES

EPA SAMPLE NO.

E3NR4

Lab Name: MITKEM LABORATORIES Contract: EP-W-05-030  
 Lab Code: MITKEM Case No.: 38897 Mod. Ref No.: SDG No.: E3NQ6  
 Lab Sample ID: H1636-06A Date(s) Analyzed: 08/26/2009 08/26/2009  
 Instrument ID (1): E3 Instrument ID (2): E3  
 GC Column(1): CLPPest ID: 0.53 (mm) GC Column(2): CLPPestII ID: 0.53 (MM)

ANALYTE	PEAK	RT	RT WINDOW		CONCENTRATION		%D
			FROM	TO	PEAK	MEAN	
Aroclor-1254	1	5.870	5.791	5.931	556.0117	562.880241	
	2	6.173	6.090	6.230	577.1873		
COLUMN 1	3	6.700	6.615	6.755	555.4418		
	4						
	5						
COLUMN 2	1	6.212	6.127	6.267	535.0358	517.444792	8.8
	2	6.758	6.680	6.820	493.6916		
	3	7.037	6.956	7.096	523.6070		
	4						
	5						
Aroclor-1260	1	6.397	6.296	6.436	477.5703	231.531245	
	2	7.517	7.434	7.574	98.9709		
COLUMN 1	3	7.882	7.799	7.939	118.0526		
	4						
	5						
COLUMN 2	1	7.729	7.649	7.789	533.0339	287.566248	24.2
	2	8.578	8.507	8.647	186.4247		
	3	9.098	9.020	9.160	143.2402		
	4						
	5						

At least 3 peaks for each column are required for identification of multicomponent analytes

**PRELIMINARY**

10C - FORM X ARO  
 IDENTIFICATION SUMMARY  
 FOR MULTICOMPONENT ANALYTES

EPA SAMPLE NO.

E3NR5

Lab Name: MITKEM LABORATORIES Contract: EP-W-05-030  
 Lab Code: MITKEM Case No.: 38897 Mod. Ref No.: SDG No.: E3NQ6  
 Lab Sample ID: H1636-07A Date(s) Analyzed: 08/26/2009 08/26/2009  
 Instrument ID (1): E3 Instrument ID (2): E3  
 GC Column(1): CLPPest ID: 0.53 (mm) GC Column(2): CLPPestII ID: 0.53 (MM)

ANALYTE	PEAK	RT	RT WINDOW		CONCENTRATION		%D
			FROM	TO	PEAK	MEAN	
Aroclor-1254	1	5.871	5.791	5.931	105.7531	71.875616	
	2	6.170	6.090	6.230	52.3821		
	3	6.651	6.615	6.755	57.4917		
COLUMN 1		4					
COLUMN 1		5					
COLUMN 2	1	6.231	6.127	6.267	310.7577	139.108066	93.5
	2	6.751	6.680	6.820	82.5446		
	3	7.042	6.956	7.096	24.0219		
	4						
	5						

At least 3 peaks for each column are required for identification of multicomponent analytes

PRELIMINARY

10C - FORM X ARO  
IDENTIFICATION SUMMARY  
FOR MULTICOMPONENT ANALYTES

EPA SAMPLE NO.

E3NR8

Lab Name: MITKEM LABORATORIES Contract: EP-W-05-030  
 Lab Code: MITKEM Case No.: 38897 Mod. Ref No.: SDG No.: E3NQ6  
 Lab Sample ID: H1636-10A Date(s) Analyzed: 08/26/2009 08/26/2009  
 Instrument ID (1): E3 Instrument ID (2): E3  
 GC Column(1): CLPPest ID: 0.53 (mm) GC Column(2): CLPPestII ID: 0.53 (MM)

ANALYTE	PEAK	RT	RT WINDOW		CONCENTRATION		%D
			FROM	TO	PEAK	MEAN	
Aroclor-1242	1	4.400	4.318	4.458	2474.7268	2375.064197	
	2	4.516	4.434	4.575	1542.6846		
	3	4.867	4.786	4.926	3107.7812		
	4						
	5						
COLUMN 1	1	4.942	4.861	5.001	2400.2106	2407.412507	1.4
	2	5.077	4.995	5.135	1684.5432		
	3	5.544	5.463	5.603	3137.4838		
	4						
	5						
COLUMN 2	1	4.686	4.603	4.743	1837.3863	1800.575882	
	2	5.284	5.197	5.337	1667.9958		
	3	5.475	5.389	5.529	1896.3456		
	4						
	5						
Aroclor-1248	1	5.677	5.597	5.737	1950.7745	1889.931339	5.0
	2	6.006	5.922	6.062	1832.4777		
	3	6.269	6.188	6.328	1886.5418		
	4						
	5						
COLUMN 1	1	5.876	5.791	5.931	929.9617	613.621932	
	2	6.179	6.090	6.230	836.3477		
	3	6.673	6.615	6.755	74.5563		
	4						
	5						
COLUMN 2	1	6.216	6.127	6.267	942.1891	886.019532	44.4
	2	6.762	6.680	6.820	896.4952		
	3	7.042	6.956	7.096	819.3743		
	4						
	5						

**PRELIMINARY**

10C - FORM X ARO  
 IDENTIFICATION SUMMARY  
 FOR MULTICOMPONENT ANALYTES

EPA SAMPLE NO.

E3NR8

Lab Name: MITKEM LABORATORIES Contract: EP-W-05-030  
 Lab Code: MITKEM Case No.: 38897 Mod. Ref No.: SDG No.: E3NQ6  
 Lab Sample ID: H1636-10A Date(s) Analyzed: 08/26/2009 08/26/2009  
 Instrument ID (1): E3 Instrument ID (2): E3  
 GC Column(1): CLPPest ID: 0.53 (mm) GC Column(2): CLPPestII ID: 0.53 (MM)

ANALYTE	PEAK	RT	RT WINDOW		CONCENTRATION		%D
			FROM	TO	PEAK	MEAN	
Aroclor-1260	1	6.407	6.296	6.436	1622.1392	705.379568	
	2	7.526	7.434	7.574	240.0562		
	3	7.891	7.799	7.939	253.9433		
COLUMN 1		4					
COLUMN 1		5					
COLUMN 2	1	7.732	7.649	7.789	790.4927	465.802428	51.4
	2	8.601	8.507	8.647	270.3177		
	3	9.104	9.020	9.160	336.5968		
	4						
	5						

At least 3 peaks for each column are required for identification of multicomponent analytes

**PRELIMINARY**

10C - FORM X ARO  
IDENTIFICATION SUMMARY  
FOR MULTICOMPONENT ANALYTES

EPA SAMPLE NO.

E3NR8DL

Lab Name: MITKEM LABORATORIES Contract: EP-W-05-030  
 Lab Code: MITKEM Case No.: 38897 Mod. Ref No.: SDG No.: E3NQ6  
 Lab Sample ID: H1636-10ADL Date(s) Analyzed: 08/27/2009 08/27/2009  
 Instrument ID (1): E3 Instrument ID (2): E3  
 GC Column(1): CLPPest ID: 0.53 (mm) GC Column(2): CLPPestII ID: 0.53 (MM)

ANALYTE	PEAK	RT	RT WINDOW		CONCENTRATION		%D
			FROM	TO	PEAK	MEAN	
Aroclor-1242	1	4.398	4.318	4.458	3160.2233	3017.524169	
	2	4.516	4.434	4.575	1885.0384		
	3	4.867	4.786	4.926	4007.3109		
	4						
	5						
COLUMN 1	1	4.941	4.861	5.001	3188.0298	3210.680528	6.4
	2	5.077	4.995	5.135	2248.9632		
	3	5.544	5.463	5.603	4195.0486		
	4						
	5						
COLUMN 2	1	4.683	4.603	4.743	2595.4556	2376.228594	
	2	5.279	5.197	5.337	2144.5575		
	3	5.469	5.389	5.529	2388.6727		
	4						
	5						
Aroclor-1248	1	5.677	5.597	5.737	2506.7892	2395.135536	0.8
	2	6.003	5.922	6.062	2445.2706		
	3	6.268	6.188	6.328	2233.3468		
	4						
	5						
COLUMN 1	1	5.870	5.791	5.931	1148.0180	980.609280	
	2	6.172	6.090	6.230	1001.0185		
	3	6.713	6.615	6.755	792.7914		
	4						
	5						
COLUMN 2	1	6.213	6.127	6.267	1214.2237	1125.451495	14.8
	2	6.759	6.680	6.820	1123.5904		
	3	7.037	6.956	7.096	1038.5404		
	4						
	5						

At least 3 peaks for each column are required for identification of multicomponent analytes

**PRELIMINARY**

10C - FORM X ARO  
 IDENTIFICATION SUMMARY  
 FOR MULTICOMPONENT ANALYTES

EPA SAMPLE NO.

E3NR9

Lab Name: MITKEM LABORATORIES Contract: EP-W-05-030  
 Lab Code: MITKEM Case No.: 38897 Mod. Ref No.: SDG No.: E3NQ6  
 Lab Sample ID: H1636-11A Date(s) Analyzed: 08/26/2009 08/26/2009  
 Instrument ID (1): E3 Instrument ID (2): E3  
 GC Column(1): CLPPest ID: 0.53 (mm) GC Column(2): CLPPestII ID: 0.53 (MM)

ANALYTE	PEAK	RT	RT WINDOW		CONCENTRATION		%D
			FROM	TO	PEAK	MEAN	
Aroclor-1242	1	4.402	4.318	4.458	146.2343	130.219432	
	2	4.518	4.434	4.575	74.8676		
COLUMN 1	3	4.869	4.786	4.926	169.5565		
	4						
	5						
COLUMN 2	1	4.943	4.861	5.001	119.0570		
	2	5.089	4.995	5.135	249.2466		
	3	5.547	5.463	5.603	162.4495		
	4						
	5						
Aroclor-1248	1	4.680	4.603	4.743	154.0772	176.917720	35.9
	2	5.282	5.197	5.337	99.0127		
COLUMN 1	3	5.472	5.389	5.529	144.4557		
	4						
	5						
COLUMN 2	1	5.675	5.597	5.737	104.9204		
	2	6.004	5.922	6.062	137.9114		
	3	6.231	6.188	6.328	290.8636		
	4						
	5						
Aroclor-1254	1	5.872	5.791	5.931	188.4605	137.651699	
	2	6.178	6.090	6.230	132.1514		
COLUMN 1	3	6.651	6.615	6.755	92.3432		
	4						
	5						
COLUMN 2	1	6.231	6.127	6.267	265.4973		
	2	6.757	6.680	6.820	143.1486		
	3	7.042	6.956	7.096	74.2133		
	4						
	5						
					160.953056	16.9	

At least 3 peaks for each column are required for identification of multicomponent analytes

**PRELIMINARY**

10C - FORM X ARO  
 IDENTIFICATION SUMMARY  
 FOR MULTICOMPONENT ANALYTES

EPA SAMPLE NO.

E3NS0

Lab Name: MITKEM LABORATORIES Contract: EP-W-05-030  
 Lab Code: MITKEM Case No.: 38897 Mod. Ref No.: . SDG No.: E3NQ6  
 Lab Sample ID: H1636-12A Date(s) Analyzed: 08/26/2009 08/26/2009  
 Instrument ID (1): E3 Instrument ID (2): E3  
 GC Column(1): CLPPest ID: 0.53 (mm) GC Column(2): CLPPestII ID: 0.53 (MM)

ANALYTE	PEAK	RT	RT WINDOW		CONCENTRATION		%D
			FROM	TO	PEAK	MEAN	
Aroclor-1248	1	4.681	4.603	4.743	67.9973	45.300165	
	2	5.277	5.197	5.337	29.8045		
COLUMN 1	3	5.473	5.389	5.529	38.0987		
	4						
	5						
COLUMN 2	1	5.661	5.597	5.737	40.4755	119.255782	163.3
	2	6.003	5.922	6.062	54.6432		
	3	6.232	6.188	6.328	262.6486		
	4						
	5						
Aroclor-1254	1	5.873	5.791	5.931	90.9942	61.214639	
	2	6.177	6.090	6.230	46.7255		
COLUMN 1	3	6.652	6.615	6.755	45.9242		
	4						
	5						
COLUMN 2	1	6.232	6.127	6.267	239.7430	114.615277	87.2
	2	6.754	6.680	6.820	77.4211		
	3	7.043	6.956	7.096	26.6818		
	4						
	5						

At least 3 peaks for each column are required for identification of multicomponent analytes

PRELIMINARY



10C - FORM X ARO  
IDENTIFICATION SUMMARY  
FOR MULTICOMPONENT ANALYTES

EPA SAMPLE NO.

E3NS1

Lab Name: MITKEM LABORATORIES Contract: EP-W-05-030  
 Lab Code: MITKEM Case No.: 38897 Mod. Ref No.: SDG No.: E3NQ6  
 Lab Sample ID: H1636-13A Date(s) Analyzed: 08/26/2009 08/26/2009  
 Instrument ID (1): E3 Instrument ID (2): E3  
 GC Column(1): CLPPest ID: 0.53 (mm) GC Column(2): CLPPestII ID: 0.53 (MM)

ANALYTE	PEAK	RT	RT WINDOW		CONCENTRATION		%D
			FROM	TO	PEAK	MEAN	
Aroclor-1248	1	4.681	4.603	4.743	44.9728	33.902153	
	2	5.278	5.197	5.337	25.4855		
COLUMN 1	3	5.473	5.389	5.529	31.2482		
	4						
	5						
COLUMN 2	1	5.661	5.597	5.737	35.2098	104.835263	209.2
	2	6.003	5.922	6.062	46.4225		
	3	6.232	6.188	6.328	232.8735		
	4						
	5						
Aroclor-1254	1	5.872	5.791	5.931	75.3365	49.948964	
	2	6.174	6.090	6.230	38.1334		
COLUMN 1	3	6.650	6.615	6.755	36.3770		
	4						
	5						
COLUMN 2	1	6.232	6.127	6.267	212.5646	97.094718	94.4
	2	6.753	6.680	6.820	59.3725		
	3	7.042	6.956	7.096	19.3471		
	4						
	5						

At least 3 peaks for each column are required for identification of multicomponent analytes

**PRELIMINARY**

10C - FORM X ARO  
 IDENTIFICATION SUMMARY  
 FOR MULTICOMPONENT ANALYTES

EPA SAMPLE NO.

E3NS7

Lab Name: MITKEM LABORATORIES Contract: EP-W-05-030  
 Lab Code: MITKEM Case No.: 38897 Mod. Ref No.: SDG No.: E3NQ6  
 Lab Sample ID: H1636-03A Date(s) Analyzed: 08/26/2009 08/26/2009  
 Instrument ID (1): E3 Instrument ID (2): E3  
 GC Column(1): CLPPest ID: 0.53 (mm) GC Column(2): CLPPestII ID: 0.53 (MM)

ANALYTE	PEAK	RT	RT WINDOW		CONCENTRATION		%D
			FROM	TO	PEAK	MEAN	
Aroclor-1254	1	5.875	5.791	5.931	1840.3715	1964.342342	
	2	6.178	6.090	6.230	1999.0705		
	3	6.706	6.615	6.755	2053.5851		
	4						
	5						
COLUMN 1	1	6.212	6.127	6.267	1712.9736	1725.672337	13.8
	2	6.761	6.680	6.820	1661.0663		
	3	7.042	6.956	7.096	1802.9771		
	4						
	5						
COLUMN 2	1	6.399	6.296	6.436	1594.6338	848.957286	
	2	7.527	7.434	7.574	417.9503		
	3	7.892	7.799	7.939	534.2877		
	4						
	5						
Aroclor-1260	1	7.732	7.649	7.789	1828.0195	918.172161	8.2
	2	8.598	8.507	8.647	411.7792		
	3	9.107	9.020	9.160	514.7179		
	4						
	5						
COLUMN 2							

At least 3 peaks for each column are required for identification of multicomponent analytes

**PRELIMINARY**

10C - FORM X ARO  
 IDENTIFICATION SUMMARY  
 FOR MULTICOMPONENT ANALYTES

EPA SAMPLE NO.

E3NS7DL

Lab Name: MITKEM LABORATORIES Contract: EP-W-05-030  
 Lab Code: MITKEM Case No.: 38897 Mod. Ref No.: SDG No.: E3NQ6  
 Lab Sample ID: H1636-03ADL Date(s) Analyzed: 08/27/2009 08/27/2009  
 Instrument ID (1): E3 Instrument ID (2): E3  
 GC Column(1): CLPPest ID: 0.53 (mm) GC Column(2): CLPPestII ID: 0.53 (MM)

ANALYTE	PEAK	RT	RT WINDOW		CONCENTRATION		%D
			FROM	TO	PEAK	MEAN	
Aroclor-1254	1	5.870	5.791	5.931	2268.8575	2403.894074	
	2	6.171	6.090	6.230	2431.0047		
COLUMN 1	3	6.697	6.615	6.755	2511.8200		
	4						
	5						
COLUMN 2	1	6.208	6.127	6.267	2157.7818	2185.838943	10
	2	6.758	6.680	6.820	2091.7075		
	3	7.037	6.956	7.096	2308.0275		
	4						
	5						
Aroclor-1260	1	6.388	6.296	6.436	1795.5988	959.436871	
	2	7.514	7.434	7.574	472.0309		
COLUMN 1	3	7.880	7.799	7.939	610.6809		
	4						
	5						
COLUMN 2	1	7.728	7.649	7.789	2338.1415	1172.122702	22.2
	2	8.586	8.507	8.647	590.2178		
	3	9.100	9.020	9.160	588.0088		
	4						
	5						

At least 3 peaks for each column are required for identification of multicomponent analytes

PRELIMINARY



Contract Laboratory Program

### Sample Delivery Group (SDG) Cover Sheet

SDG Number E3NQ6

Laboratory Name	<u>Mitkem Laboratories</u>	Lab Code	<u>MITKEM</u>
Contract No.	<u>EP-W-05-030</u>	Case No.	<u>38897</u>
Analysis Price	<u>\$ 437</u>	SDG Turnaround	<u>21 days with PR</u>

EPA Sample Numbers in SDG (Listed in Numerical Order)

01) E3NQ6	08) E3NR5	15) E3NS2	/
02) E3NQ6MS	09) E3NR6	16) E3NS3	
03) E3NQ6MSD	10) E3NR7	17) E3NS4	
04) E3NR1	11) E3NR8	18) E3NS5	
05) E3NR2	12) E3NR9	19) E3NS6	
06) E3NR3	13) E3NS0	20) E3NS7	
07) E3NR4	14) E3NS1	/	

First Sample in SDG

E3NQ6

Last Sample in SDG

E3NS7

First Sample Receipt Date

08/25/2009

Last Sample Receipt Date

08/25/2009

**Note:** There are a maximum of 20 field samples [excluding Performance Evaluation (PE) samples in an SDG. Attach the TR/COC Records to this form in alphanumeric order (the order listed above on this form).

Signature

*Agnes R. Huntley*

Date

08/25/2009

Modified Analysis 1760.0



**USEPA Contract Laboratory Program  
Organic Traffic Report & Chain of Custody Record**

Case No: 38897  
DAS No: 09CK15  
SDG No: E3NQG6

For Lab Use Only  
Lab Contract No: EP-W-05-030  
Unit Price: \$ 437  
Transfer To: -  
Lab Contract No: -  
Unit Price: -

Date Shipped: 8/24/2009  
Carrier Name: FedEx  
Airbill: 863833006351  
Shipped to: Spectrum Analytical  
175 Metro Center Blvd.  
Warwick RI 02886  
(401) 732-3400

Chain of Custody Record

Relinquished By	(Date / Time)	Sampler Signature	Received By	(Date / Time)
1 <i>M. Green</i>	8/24/09 1300	<i>M. Green</i>	<i>M. Green</i>	8/25/09 9:00
2				
3				
4				

ORGANIC SAMPLE No.	MATRIX/ SAMPLER	CONC/ TYPE	ANALYSIS/ TURNAROUND	PRESERVATIVE/ Bottles	TAG No./	STATION LOCATION	SAMPLE COLLECT DATE/TIME	FOR LAB USE ONLY SAMPLE No.
E3NQ5	Soil/Sediment/ Greene, Raddeman Hodach, Unger, Shekoski	L/G	PAHs (21), PCBs (sed) (21)	5C-118140 (Ice Only), 5C-118141 (Ice Only) (2)		KK-SD035-N	S: 8/22/2009 9:50	
E3NQ6	Soil/Sediment/ Greene, Raddeman Hodach, Unger, Shekoski	L/G	PAHs (21), PCBs (sed) (21)	5C-118142 (Ice Only), 5C-118143 (Ice Only) (2)		KK-SD038-A	S: 8/22/2009 10:40	OK
E3NQ7	Soil/Sediment/ Greene, Raddeman Hodach, Unger, Shekoski	L/G	PAHs (21), PCBs (sed) (21)	5C-118144 (Ice Only), 5C-118145 (Ice Only) (2)		KK-SD038-B	S: 8/22/2009 10:42	
E3NQ8	Soil/Sediment/ Greene, Raddeman Hodach, Unger, Shekoski	L/G	PAHs (21), PCBs (sed) (21)	5C-118146 (Ice Only), 5C-118147 (Ice Only) (2)		KK-SD038-C1	S: 8/22/2009 10:44	
E3NQ9	Soil/Sediment/ Greene, Raddeman Hodach, Unger, Shekoski	L/G	PAHs (21), PCBs (sed) (21)	5C-118148 (Ice Only), 5C-118149 (Ice Only) (2)		KK-SD038-C2	S: 8/22/2009 10:46	
E3NR0	Soil/Sediment/ Greene, Raddeman Hodach, Unger, Shekoski	L/G	PAHs (21), PCBs (sed) (21)	5C-118150 (Ice Only), 5C-118151 (Ice Only) (2)		KK-SD038-C2FD	S: 8/22/2009 10:48	

**COPY**  
Original Documents Are Included in CSR E3NN9  
Signed: *ACT* Date: 8/25/09

Shipment for Case Complete?

Analysis Key: PAHs = PAHs, PCBs (sed) = PCBs (sed)

Sample(s) to be used for laboratory QC: E3NN9, E3NQG6  
Concentration: L = Low, M = Low/Medium, H = High  
Type/Designate: Composite = C, Grab = G

Additional Sampler Signature(s):  
Cooler Temperature Upon Receipt: 7°C

Chain of Custody Seal Number: 105485 & 105486  
Custody Seal Intact?  Shipment Iced?



**USEPA Contract Laboratory Program  
Organic Traffic Report & Chain of Custody Record**

Case No: 38897  
DAS No: 09CK15  
SDG No: E3NQ6

**L**

**For Lab Use Only**  
Lab Contract No: EP-W-05-030  
Unit Price: \$ 437  
Transfer To: -  
Lab Contract No: -  
Unit Price: -

Date Shipped: 8/24/2009  
Carrier Name: FedEx  
Airbill: 863833006351  
Shipped to: Spectrum Analytical  
175 Metro Center Blvd.  
Warwick RI 02886  
(401) 732-3400

**Chain of Custody Record**

Relinquished By	(Date / Time)	Sampler Signature	Received By	(Date / Time)
1. <i>Maryann Stone</i>	8/24/09 1300	<i>Maryann Stone</i>	<i>Maryann Stone</i>	8/25/09 7:00
2. _____	_____	_____	_____	_____
3. _____	_____	_____	_____	_____
4. _____	_____	_____	_____	_____

ORGANIC SAMPLE No.	MATRIX/ SAMPLER	CONC/ TYPE	ANALYSIS/ TURNAROUND	PRESERVE TIME/ Bottles	TAG No./	STATION LOCATION	SAMPLE COLLECT DATE/TIME	FOR LAB USE ONLY Sample Condition On Receipt
02 E3NR1	Soil/Sediment/ Greene, Raddeman Hodach, Unger, Shekoski	L/G	PAHs (21), PCBs (sed) (21)	5C-118152 (Ice Only), 5C-118153 (Ice Only) (2)		KK-SD038-N	10:52	OK
03 E3NS7	Soil/Sediment/ Greene, Raddeman Hodach, Unger, Shekoski	L/G	PAHs (21), PCBs (sed) (21)	5C-118184 (Ice Only), 5C-118185 (Ice Only) (2)		KK-SD031-C1FD	7:50	OK

Shipment for Case Complete?

Sample(s) to be used for laboratory QC: E3NN9, E3NQ6

Concentration: L = Low, M = Low/Medium, H = High

Analysis Key: PAHs = PAHs, PCBs (sed) = PCBs (sed)

Additional Sampler Signature(s): \_\_\_\_\_

Chain of Custody Seal Number: 105485 + 105486

Cooler Temperature Upon Receipt: 7°C

Custody Seal Intact?  Shipment Intact?



**USEPA Contract Laboratory Program  
Organic Traffic Report & Chain of Custody Record**

<b>Case No:</b> 38897	<b>L</b>
<b>DAS No:</b> 09CK15	
<b>SDG No:</b> E3NQL6	
<b>For Lab Use Only</b>	
<b>Lab Contract No:</b> EP-W-05-030	
<b>Unit Price:</b> \$437	
<b>Transfer To:</b> -	
<b>Lab Contract No:</b> -	
<b>Unit Price:</b> -	

Chain of Custody Record		Sampler Signature	Received By	(Date / Time)
<b>Date Shipped:</b> 8/24/2009		<i>Maxon Stone</i>		
<b>Carrier Name:</b> FedEx				
<b>Airbill:</b> 863833006351				
<b>Shipped to:</b> Spectrum Analytical 175 Metro Center Blvd. Warwick RI 02886 (401) 732-3400		<i>Veronica Gumbel</i>		9:00

ORGANIC SAMPLE No.	MATRIX/ SAMPLER	CONC/ TYPE	ANALYSIS/ TURNAROUND	TAG No./ PRESERVATIVE/ Bottles	STATION LOCATION	SAMPLE COLLECT DATE/TIME	FOR LAB USE ONLY Sample Condition On Receipt
0A E3NR2	Sediment/ Greene, Raddeman Hodach, Unger, Shekoski	L/G	PAHs (21), PCBs (sed) (21)	5C-118154 (Ice Only), 5C-118155 (Ice Only) (2)	KK-SD041-A	S: 8/21/2009 16:15	OK
05 E3NR3	Sediment/ Greene, Raddeman Hodach, Unger, Shekoski	L/G	PAHs (21), PCBs (sed) (21)	5C-118156 (Ice Only), 5C-118157 (Ice Only) (2)	KK-SD041-B	S: 8/21/2009 16:17	
06 E3NR4	Sediment/ Greene, Raddeman Hodach, Unger, Shekoski	L/G	PAHs (21), PCBs (sed) (21)	5C-118158 (Ice Only), 5C-118159 (Ice Only) (2)	KK-SD041-C1	S: 8/21/2009 16:19	
07 E3NR5	Sediment/ Greene, Raddeman Hodach, Unger, Shekoski	L/G	PAHs (21), PCBs (sed) (21)	5C-118160 (Ice Only), 5C-118161 (Ice Only) (2)	KK-SD041-C2	S: 8/21/2009 16:21	
08 E3NR6	Sediment/ Greene, Raddeman Hodach, Unger, Shekoski	L/G	PAHs (21), PCBs (sed) (21)	5C-118162 (Ice Only), 5C-118163 (Ice Only) (2)	KK-SD041-C3	S: 8/21/2009 16:23	
09 E3NR7	Sediment/ Greene, Raddeman Hodach, Unger, Shekoski	L/G	PAHs (21), PCBs (sed) (21)	5C-118164 (Ice Only), 5C-118165 (Ice Only) (2)	KK-SD041-N	S: 8/21/2009 16:25	

<b>Shipment for Case Complete?</b> N	<b>Sample(s) to be used for laboratory QC:</b>	<b>Additional Sampler Signature(s):</b>	<b>Cooler Temperature Upon Receipt:</b> 7°C	<b>Chain of Custody Seal Number:</b> 105487 & 105488
<b>Analysis Key:</b> PAHs = PAHs, PCBs (sed) = PCBs (sed)	<b>Concentration:</b> L = Low, M = Low/Medium, H = High	<b>Type/Designate:</b> Composite = C, Grab = G		<b>Custody Seal Intact?</b> Y <b>Shipment Iced?</b> Y



# USEPA Contract Laboratory Program Organic Traffic Report & Chain of Custody Record

Case No: 38897  
DAS No: 09CK15  
SDG No: E3NQL6

For Lab Use Only  
Lab Contract No: EP-W-05-030  
Unit Price: \$ 437  
Transfer To: -  
Lab Contract No: -  
Unit Price: -

Date Shipped: 8/24/2009  
Carrier Name: FedEx  
Airbill: 863833006351  
Shipped to: Spectrum Analytical  
175 Metro Center Blvd.  
Warwick RI 02886  
(401) 732-3400

Chain of Custody Record

Reinquished By	(Date / Time)	Sampler Signature Received By	(Date / Time)
1 <i>Manson Stone</i>	8/24/09 13:00	<i>Manson Stone</i>	8/25/09 9:00
2			
3			
4			

ORGANIC SAMPLE NO.	MATRIX/ SAMPLER	CONC/ TYPE	ANALYSIS/ TURNAROUND	PRESERVATIVE/ Bottles	TAG No./	STATION LOCATION	SAMPLE COLLECT DATE/TIME	FOR LAB USE ONLY Sample Condition On Receipt
10 E3NR8	Sediment/ Greene, Raddeman Hodach, Unger, Shekoski	L/G	PAHs (21), PCBs (sed) (21)	5C-118166 (Ice Only), 5C-118167 (Ice Only) (2)		KK-SD042-A	8/21/2009 15:20	OK
11 E3NR9	Sediment/ Greene, Raddeman Hodach, Unger, Shekoski	L/G	PAHs (21), PCBs (sed) (21)	5C-118168 (Ice Only), 5C-118169 (Ice Only) (2)		KK-SD042-B	8/21/2009 15:22	
12 E3NS0	Sediment/ Greene, Raddeman Hodach, Unger, Shekoski	L/G	PAHs (21), PCBs (sed) (21)	5C-118170 (Ice Only), 5C-118171 (Ice Only) (2)		KK-SD042-C1	8/21/2009 15:24	
13 E3NS1	Sediment/ Greene, Raddeman Hodach, Unger, Shekoski	L/G	PAHs (21), PCBs (sed) (21)	5C-118172 (Ice Only), 5C-118173 (Ice Only) (2)		KK-SD042-C1FD	8/21/2009 15:26	
14 E3NS2	Sediment/ Greene, Raddeman Hodach, Unger, Shekoski	L/G	PAHs (21), PCBs (sed) (21)	5C-118174 (Ice Only), 5C-118175 (Ice Only) (2)		KK-SD042-C2	8/21/2009 15:28	
15 E3NS3	Sediment/ Greene, Raddeman Hodach, Unger, Shekoski	L/G	PAHs (21), PCBs (sed) (21)	5C-118176 (Ice Only), 5C-118177 (Ice Only) (2)		KK-SD042-C3	8/21/2009 15:30	OK

Shipment for Case Complete? N

Sample(s) to be used for laboratory QC:

Concentration: L = Low, M = Low/Medium, H = High

Additional Sampler Signature(s):

Cooler Temperature Upon Receipt: 7°C

Chain of Custody Seal Number: 105487 + 105488

Analysis Key: PAHs = PAHs, PCBs (sed) = PCBs (sed)

Custody Seal Intact?  Shipment Iced?





# USEPA Contract Laboratory Program Organic Traffic Report & Chain of Custody Record

Case No: 38897  
DAS No: 09CK15  
SDG No: E3NQ6

FOR LAB USE ONLY  
Lab Contract No: EP-W-05-03D  
Unit Price: \$437  
Transfer To: -  
Lab Contract No: -  
Unit Price: -

Chain of Custody Record

Relinquished By	Date / Time	Sampler Signature	Received By	Date / Time
1. <i>AMANDA DEER</i>	8/24/09 1300	<i>AMANDA DEER</i>	<i>AMANDA DEER</i>	8/24/09 7:00
2. _____	_____	_____	_____	_____
3. _____	_____	_____	_____	_____
4. _____	_____	_____	_____	_____

Date Shipped: 8/24/2009  
Carrier Name: FedEx  
Airbill: 863833006351  
Shipped to: Spectrum Analytical  
175 Metro Center Blvd.  
Warwick RI 02886  
(401) 732-3400

ORGANIC SAMPLE No.	MATRIX/ SAMPLER	CONC/ TYPE	ANALYSIS/ TURNAROUND	TAG No./ PRESERVATIVE/ Bottles	STATION LOCATION	SAMPLE COLLECT DATE/TIME	FOR LAB USE ONLY SAMPLE No.	FOR LAB USE ONLY Sample Condition On Receipt
16	Sediment/ Greene, Raddeman Hodach, Unger, Shekoshi	L/G	PAHs (21), PCBs (sed) (21)	5C-118178 (Ice Only), 5C-118179 (Ice Only) (2)	KK-SD042-N	S: 8/21/2009 15:32	INORGANIC	OK
17	Field QC/ Greene, Raddeman Hodach, Unger	L/G	PAHs (21), PCBs (sed) (21)	5C-118180 (Ice Only), 5C-118181 (Ice Only) (2)	KK-EB-03	S: 8/22/2009 11:15	INORGANIC	OK
18	Field QC/ Greene, Raddeman Hodach, Unger	L/G	PAHs (21), PCBs (sed) (21)	5C-118182 (Ice Only), 5C-118183 (Ice Only) (2)	KK-EB-04	S: 8/22/2009 11:20	INORGANIC	OK

SDG - Final Sample

Shipment for Case Complete Y/N	Sample(s) to be used for laboratory QC:	Additional Sampler Signature(s):	Cooler Temperature Upon Receipt: 7°C	Chain of Custody Seal Number: 105487 + 105488
Analysis Key: PAHs = PAHs, PCBs (sed) = PCBs (sed)	Concentration: L = Low, M = Low/Medium, H = High	Type/Designate: Composite = C, Grab = G	Custody Seal Intact? 4	Shipment Iced? 4

1D - FORM I SV-1  
SEMIVOLATILE ORGANICS ANALYSIS DATA SHEET

EPA SAMPLE NO.

E3NQ6

Lab Name: MITKEM LABORATORIES Contract: EP-W-05-030  
 Lab Code: MITKEM Case No.: 38897 Mod. Ref No.: 1760.0 SDG No.: E3NQ6  
 Matrix: (SOIL/SED/WATER) SOIL Lab Sample ID: H1636-01A  
 Sample wt/vol: 30.0 (g/mL) G Lab File ID: S3F9518.D  
 Level: (LOW/MED) LOW Extraction: (Type) SONC  
 % Moisture: 42 Decanted: (Y/N) N Date Received: 08/25/2009  
 Concentrated Extract Volume: 500 (uL) Date Extracted: 08/25/2009  
 Injection Volume: 2.0 (uL) GPC Factor: 2.00 Date Analyzed: 08/27/2009  
 GPC Cleanup: (Y/N) Y pH: 7.3 Dilution Factor: 1.0

CAS NO.	COMPOUND	CONCENTRATION UNITS:		Q
		(ug/L or ug/Kg)	UG/KG	
91-20-3	Naphthalene		180	J
91-57-6	2-Methylnaphthalene		370	
208-96-8	Acenaphthylene		410	
83-32-9	Acenaphthene		820	

PRELIMINARY

1E - FORM I SV-2  
SEMIVOLATILE ORGANICS ANALYSIS DATA SHEET

EPA SAMPLE NO.

E3NQ6

Lab Name: MITKEM LABORATORIES Contract: EP-W-05-030  
 Lab Code: MITKEM Case No.: 38897 Mod. Ref No.: 1760.0 SDG No.: E3NQ6  
 Matrix: (SOIL/SED/WATER) SOIL Lab Sample ID: H1636-01A  
 Sample wt/vol: 30.0 (g/mL) G Lab File ID: S3F9518.D  
 Level: (LOW/MED) LOW Extraction: (Type) SONC  
 % Moisture: 42 Decanted: (Y/N) N Date Received: 08/25/2009  
 Concentrated Extract Volume: 500 (uL) Date Extracted: 08/25/2009  
 Injection Volume: 2.0 (uL) GPC Factor: 2.00 Date Analyzed: 08/27/2009  
 GPC Cleanup: (Y/N) Y pH: 7.3 Dilution Factor: 1.0

CAS NO.	COMPOUND	CONCENTRATION UNITS:		Q
		(ug/L or ug/Kg)	UG/KG	
86-73-7	Fluorene		1500	
85-01-8	Phenanthrene		8800	E
120-12-7	Anthracene		2600	
206-44-0	Fluoranthene		14000	E
129-00-0	Pyrene		9500	E
56-55-3	Benzo(a)anthracene		7000	E
218-01-9	Chrysene		8200	E
205-99-2	Benzo(b)fluoranthene		7100	E
207-08-9	Benzo(k)fluoranthene		4700	E
50-32-8	Benzo(a)pyrene		6300	E
193-39-5	Indeno(1,2,3-cd)pyrene		5000	E
53-70-3	Dibenzo(a,h)anthracene		1900	
191-24-2	Benzo(g,h,i)perylene		5800	E

(1) Cannot be separated from Diphenylamine

PRELIMINARY

SOM01.2 (6/2007)

1D - FORM I SV-1  
SEMIVOLATILE ORGANICS ANALYSIS DATA SHEET

EPA SAMPLE NO.

E3NQ6MS

Lab Name: MITKEM LABORATORIES Contract: EP-W-05-030  
 Lab Code: MITKEM Case No.: 38897 Mod. Ref No.: 1760.0 SDG No.: E3NQ6  
 Matrix: (SOIL/SED/WATER) SOIL Lab Sample ID: H1636-01AMS  
 Sample wt/vol: 30.1 (g/mL) G Lab File ID: S3F9519.D  
 Level: (LOW/MED) LOW Extraction: (Type) SONC  
 % Moisture: 42 Decanted: (Y/N) N Date Received: 08/25/2009  
 Concentrated Extract Volume: 500 (uL) Date Extracted: 08/25/2009  
 Injection Volume: 2.0 (uL) GPC Factor: 2.00 Date Analyzed: 08/27/2009  
 GPC Cleanup: (Y/N) Y pH: 7.3 Dilution Factor: 1.0

CAS NO.	COMPOUND	CONCENTRATION UNITS:		Q
		(ug/L or ug/Kg)	UG/KG	
91-20-3	Naphthalene		450	
91-57-6	2-Methylnaphthalene		390	
208-96-8	Acenaphthylene		560	
83-32-9	Acenaphthene		1100	

PRELIMINARY

SOM01.2 (6/2007)

1E - FORM I SV-2  
SEMIVOLATILE ORGANICS ANALYSIS DATA SHEET

EPA SAMPLE NO.

E3NQ6MS

Lab Name: MITKEM LABORATORIES Contract: EP-W-05-030  
 Lab Code: MITKEM Case No.: 38897 Mod. Ref No.: 1760.0 SDG No.: E3NQ6  
 Matrix: (SOIL/SED/WATER) SOIL Lab Sample ID: H1636-01AMS  
 Sample wt/vol: 30.1 (g/mL) G Lab File ID: S3F9519.D  
 Level: (LOW/MED) LOW Extraction: (Type) SONC  
 % Moisture: 42 Decanted: (Y/N) N Date Received: 08/25/2009  
 Concentrated Extract Volume: 500 (uL) Date Extracted: 08/25/2009  
 Injection Volume: 2.0 (uL) GPC Factor: 2.00 Date Analyzed: 08/27/2009  
 GPC Cleanup: (Y/N) Y pH: 7.3 Dilution Factor: 1.0

CAS NO.	COMPOUND	CONCENTRATION UNITS: (ug/L or ug/Kg)	UG/KG	Q
86-73-7	Fluorene		1900	
85-01-8	Phenanthrene		11000	E
120-12-7	Anthracene		3100	
206-44-0	Fluoranthene		19000	E
129-00-0	Pyrene		10000	E
56-55-3	Benzo(a)anthracene		7600	E
218-01-9	Chrysene		9600	E
205-99-2	Benzo(b)fluoranthene		8500	E
207-08-9	Benzo(k)fluoranthene		4100	
50-32-8	Benzo(a)pyrene		6800	E
193-39-5	Indeno(1,2,3-cd)pyrene		5600	E
53-70-3	Dibenzo(a,h)anthracene		2500	
191-24-2	Benzo(g,h,i)perylene		6500	E

(1) Cannot be separated from Diphenylamine

**PRELIMINARY**  
SOM01.2 (6/2007)

1D - FORM I SV-1  
SEMIVOLATILE ORGANICS ANALYSIS DATA SHEET

EPA SAMPLE NO.

E3NQ6MSD

Lab Name: MITKEM LABORATORIES Contract: EP-W-05-030  
 Lab Code: MITKEM Case No.: 38897 Mod. Ref No.: 1760.0 SDG No.: E3NQ6  
 Matrix: (SOIL/SED/WATER) SOIL Lab Sample ID: H1636-01AMSD  
 Sample wt/vol: 30.2 (g/mL) G Lab File ID: S3F9520.D  
 Level: (LOW/MED) LOW Extraction: (Type) SONC  
 % Moisture: 42 Decanted: (Y/N) N Date Received: 08/25/2009  
 Concentrated Extract Volume: 500 (uL) Date Extracted: 08/25/2009  
 Injection Volume: 2.0 (uL) GPC Factor: 2.00 Date Analyzed: 08/27/2009  
 GPC Cleanup: (Y/N) Y pH: 7.3 Dilution Factor: 1.0

CAS NO.	COMPOUND	CONCENTRATION UNITS:		Q
		(ug/L or ug/Kg)	UG/KG	
91-20-3	Naphthalene		390	
91-57-6	2-Methylnaphthalene		420	
208-96-8	Acenaphthylene		650	
83-32-9	Acenaphthene		2900	

PRELIMINARY

1E - FORM I SV-2  
SEMIVOLATILE ORGANICS ANALYSIS DATA SHEET

EPA SAMPLE NO.

E3NQ6MSD

Lab Name: MITKEM LABORATORIES Contract: EP-W-05-030  
 Lab Code: MITKEM Case No.: 38897 Mod. Ref No.: 1760.0 SDG No.: E3NQ6  
 Matrix: (SOIL/SED/WATER) SOIL Lab Sample ID: H1636-01AMSD  
 Sample wt/vol: 30.2 (g/mL) G Lab File ID: S3F9520.D  
 Level: (LOW/MED) LOW Extraction: (Type) SONC  
 % Moisture: 42 Decanted: (Y/N) N Date Received: 08/25/2009  
 Concentrated Extract Volume: 500 (uL) Date Extracted: 08/25/2009  
 Injection Volume: 2.0 (uL) GPC Factor: 2.00 Date Analyzed: 08/27/2009  
 GPC Cleanup: (Y/N) Y pH: 7.3 Dilution Factor: 1.0

CAS NO.	COMPOUND	CONCENTRATION UNITS:	
		UG/KG	Q
86-73-7	Fluorene	2100	
85-01-8	Phenanthrene	12000	E
120-12-7	Anthracene	3600	
206-44-0	Fluoranthene	20000	E
129-00-0	Pyrene	11000	E
56-55-3	Benzo(a)anthracene	7900	E
218-01-9	Chrysene	9400	E
205-99-2	Benzo(b)fluoranthene	10000	E
207-08-9	Benzo(k)fluoranthene	3100	
50-32-8	Benzo(a)pyrene	7100	E
193-39-5	Indeno(1,2,3-cd)pyrene	6000	E
53-70-3	Dibenzo(a,h)anthracene	2700	
191-24-2	Benzo(g,h,i)perylene	6900	E

(1) Cannot be separated from Diphenylamine

PRELIMINARY

SOM01.2 (6/2007)

1D - FORM I SV-1  
SEMIVOLATILE ORGANICS ANALYSIS DATA SHEET

EPA SAMPLE NO.

E3NR1

Lab Name: MITKEM LABORATORIES Contract: EP-W-05-030  
 Lab Code: MITKEM Case No.: 38897 Mod. Ref No.: 1760.0 SDG No.: E3NQ6  
 Matrix: (SOIL/SED/WATER) SOIL Lab Sample ID: H1636-02A  
 Sample wt/vol: 30.0 (g/mL) G Lab File ID: S3F9521.D  
 Level: (LOW/MED) LOW Extraction: (Type) SONC  
 % Moisture: 43 Decanted: (Y/N) N Date Received: 08/25/2009  
 Concentrated Extract Volume: 500 (uL) Date Extracted: 08/25/2009  
 Injection Volume: 2.0 (uL) GPC Factor: 2.00 Date Analyzed: 08/27/2009  
 GPC Cleanup: (Y/N) Y pH: 7.4 Dilution Factor: 1.0

CAS NO.	COMPOUND	CONCENTRATION UNITS:	
		(ug/L or ug/Kg)	UG/KG
91-20-3	Naphthalene	300	U
91-57-6	2-Methylnaphthalene	300	U
208-96-8	Acenaphthylene	82	J
83-32-9	Acenaphthene	300	U

PRELIMINARY



1E - FORM I SV-2  
SEMIVOLATILE ORGANICS ANALYSIS DATA SHEET

EPA SAMPLE NO.

E3NR1

Lab Name: MITKEM LABORATORIES Contract: EP-W-05-030  
 Lab Code: MITKEM Case No.: 38897 Mod. Ref No.: 1760.0 SDG No.: E3NQ6  
 Matrix: (SOIL/SED/WATER) SOIL Lab Sample ID: H1636-02A  
 Sample wt/vol: 30.0 (g/mL) G Lab File ID: S3F9521.D  
 Level: (LOW/MED) LOW Extraction: (Type) SONC  
 % Moisture: 43 Decanted: (Y/N) N Date Received: 08/25/2009  
 Concentrated Extract Volume: 500 (uL) Date Extracted: 08/25/2009  
 Injection Volume: 2.0 (uL) GPC Factor: 2.00 Date Analyzed: 08/27/2009  
 GPC Cleanup: (Y/N) Y pH: 7.4 Dilution Factor: 1.0

CAS NO.	COMPOUND	CONCENTRATION UNITS:		Q
		(ug/L or ug/Kg)	UG/KG	
86-73-7	Fluorene		300	U
85-01-8	Phenanthrene		64	J
120-12-7	Anthracene		300	U
206-44-0	Fluoranthene		81	J
129-00-0	Pyrene		67	J
56-55-3	Benzo(a)anthracene		61	J
218-01-9	Chrysene		64	J
205-99-2	Benzo(b)fluoranthene		65	J
207-08-9	Benzo(k)fluoranthene		48	J
50-32-8	Benzo(a)pyrene		66	J
193-39-5	Indeno(1,2,3-cd)pyrene		62	J
53-70-3	Dibenzo(a,h)anthracene		300	U
191-24-2	Benzo(g,h,i)perylene		73	J

(1) Cannot be separated from Diphenylamine

PRELIMINARY

1D - FORM I SV-1  
SEMIVOLATILE ORGANICS ANALYSIS DATA SHEET

EPA SAMPLE NO.

E3NR2

Lab Name: MITKEM LABORATORIES Contract: EP-W-05-030  
 Lab Code: MITKEM Case No.: 38897 Mod. Ref No.: 1760.0 SDG No.: E3NQ6  
 Matrix: (SOIL/SED/WATER) SOIL Lab Sample ID: H1636-04A  
 Sample wt/vol: 30.3 (g/mL) G Lab File ID: S3F9523.D  
 Level: (LOW/MED) LOW Extraction: (Type) SONC  
 % Moisture: 43 Decanted: (Y/N) N Date Received: 08/25/2009  
 Concentrated Extract Volume: 500 (uL) Date Extracted: 08/25/2009  
 Injection Volume: 2.0 (uL) GPC Factor: 2.00 Date Analyzed: 08/27/2009  
 GPC Cleanup: (Y/N) Y pH: 6.9 Dilution Factor: 1.0

CAS NO.	COMPOUND	CONCENTRATION UNITS:		Q
		(ug/L or ug/Kg)	UG/KG	
91-20-3	Naphthalene		410	
91-57-6	2-Methylnaphthalene		670	
208-96-8	Acenaphthylene		1100	
83-32-9	Acenaphthene		1800	

PRELIMINARY

1E - FORM I SV-2  
SEMIVOLATILE ORGANICS ANALYSIS DATA SHEET

EPA SAMPLE NO.

E3NR2

Lab Name: MITKEM LABORATORIES Contract: EP-W-05-030  
 Lab Code: MITKEM Case No.: 38897 Mod. Ref No.: 1760.0 SDG No.: E3NQ6  
 Matrix: (SOIL/SED/WATER) SOIL Lab Sample ID: H1636-04A  
 Sample wt/vol: 30.3 (g/mL) G Lab File ID: S3F9523.D  
 Level: (LOW/MED) LOW Extraction: (Type) SONC  
 % Moisture: 43 Decanted: (Y/N) N Date Received: 08/25/2009  
 Concentrated Extract Volume: 500 (uL) Date Extracted: 08/25/2009  
 Injection Volume: 2.0 (uL) GPC Factor: 2.00 Date Analyzed: 08/27/2009  
 GPC Cleanup: (Y/N) Y pH: 6.9 Dilution Factor: 1.0

CAS NO.	COMPOUND	CONCENTRATION UNITS:	
		UG/KG	Q
86-73-7	Fluorene	3200	
85-01-8	Phenanthrene	16000	E
120-12-7	Anthracene	5200	E
206-44-0	Fluoranthene	27000	E
129-00-0	Pyrene	15000	E
56-55-3	Benzo(a)anthracene	4300	
218-01-9	Chrysene	13000	E
205-99-2	Benzo(b)fluoranthene	13000	E
207-08-9	Benzo(k)fluoranthene	5000	E
50-32-8	Benzo(a)pyrene	9600	E
193-39-5	Indeno(1,2,3-cd)pyrene	8800	E
53-70-3	Dibenzo(a,h)anthracene	3500	
191-24-2	Benzo(g,h,i)perylene	10000	E

(1) Cannot be separated from Diphenylamine

PRELIMINARY

1D - FORM I SV-1  
SEMIVOLATILE ORGANICS ANALYSIS DATA SHEET

EPA SAMPLE NO.

E3NR3

Lab Name: MITKEM LABORATORIES Contract: EP-W-05-030  
 Lab Code: MITKEM Case No.: 38897 Mod. Ref No.: 1760.0 SDG No.: E3NQ6  
 Matrix: (SOIL/SED/WATER) SOIL Lab Sample ID: H1636-05A  
 Sample wt/vol: 30.2 (g/mL) G Lab File ID: S3F9524.D  
 Level: (LOW/MED) LOW Extraction: (Type) SONC  
 % Moisture: 40 Decanted: (Y/N) N Date Received: 08/25/2009  
 Concentrated Extract Volume: 500 (uL) Date Extracted: 08/25/2009  
 Injection Volume: 2.0 (uL) GPC Factor: 2.00 Date Analyzed: 08/27/2009  
 GPC Cleanup: (Y/N) Y pH: 7.5 Dilution Factor: 1.0

CAS NO.	COMPOUND	CONCENTRATION UNITS:		Q
		(ug/L or ug/Kg)	UG/KG	
91-20-3	Naphthalene		200	J
91-57-6	2-Methylnaphthalene		250	J
208-96-8	Acenaphthylene		390	
83-32-9	Acenaphthene		600	

PRELIMINARY

1E - FORM I SV-2  
SEMIVOLATILE ORGANICS ANALYSIS DATA SHEET

EPA SAMPLE NO.

E3NR3

Lab Name: MITKEM LABORATORIES Contract: EP-W-05-030  
 Lab Code: MITKEM Case No.: 38897 Mod. Ref No.: 1760.0 SDG No.: E3NQ6  
 Matrix: (SOIL/SED/WATER) SOIL Lab Sample ID: H1636-05A  
 Sample wt/vol: 30.2 (g/mL) G Lab File ID: S3F9524.D  
 Level: (LOW/MED) LOW Extraction: (Type) SONC  
 % Moisture: 40 Decanted: (Y/N) N Date Received: 08/25/2009  
 Concentrated Extract Volume: 500 (uL) Date Extracted: 08/25/2009  
 Injection Volume: 2.0 (uL) GPC Factor: 2.00 Date Analyzed: 08/27/2009  
 GPC Cleanup: (Y/N) Y pH: 7.5 Dilution Factor: 1.0

CAS NO.	COMPOUND	CONCENTRATION UNITS:		Q
		(ug/L or ug/Kg)	UG/KG	
86-73-7	Fluorene		1100	
85-01-8	Phenanthrene		7300	E
120-12-7	Anthracene		2000	
206-44-0	Fluoranthene		12000	E
129-00-0	Pyrene		7700	E
56-55-3	Benzo(a)anthracene		4900	E
218-01-9	Chrysene		6500	E
205-99-2	Benzo(b)fluoranthene		6900	E
207-08-9	Benzo(k)fluoranthene		2800	
50-32-8	Benzo(a)pyrene		4700	E
193-39-5	Indeno(1,2,3-cd)pyrene		3500	
53-70-3	Dibenzo(a,h)anthracene		1500	
191-24-2	Benzo(g,h,i)perylene		3900	

(1) Cannot be separated from Diphenylamine

PRELIMINARY

SOM01.2 (6/2007)

1D - FORM I SV-1  
SEMIVOLATILE ORGANICS ANALYSIS DATA SHEET

EPA SAMPLE NO.

E3NR4

Lab Name: MITKEM LABORATORIES Contract: EP-W-05-030  
 Lab Code: MITKEM Case No.: 38897 Mod. Ref No.: 1760.0 SDG No.: E3NQ6  
 Matrix: (SOIL/SED/WATER) SOIL Lab Sample ID: H1636-06A  
 Sample wt/vol: 30.0 (g/mL) G Lab File ID: S3F9525.D  
 Level: (LOW/MED) LOW Extraction: (Type) SONC  
 % Moisture: 43 Decanted: (Y/N) N Date Received: 08/25/2009  
 Concentrated Extract Volume: 500 (uL) Date Extracted: 08/25/2009  
 Injection Volume: 2.0 (uL) GPC Factor: 2.00 Date Analyzed: 08/27/2009  
 GPC Cleanup: (Y/N) Y pH: 7.4 Dilution Factor: 1.0

CAS NO.	COMPOUND	CONCENTRATION UNITS:	
		(ug/L or ug/Kg)	UG/KG
91-20-3	Naphthalene		890
91-57-6	2-Methylnaphthalene		640
208-96-8	Acenaphthylene		770
83-32-9	Acenaphthene		1500

PRELIMINARY

1E - FORM I SV-2  
SEMIVOLATILE ORGANICS ANALYSIS DATA SHEET

EPA SAMPLE NO.

E3NR4

Lab Name: MITKEM LABORATORIES Contract: EP-W-05-030  
 Lab Code: MITKEM Case No.: 38897 Mod. Ref No.: 1760.0 SDG No.: E3NQ6  
 Matrix: (SOIL/SED/WATER) SOIL Lab Sample ID: H1636-06A  
 Sample wt/vol: 30.0 (g/mL) G Lab File ID: S3F9525.D  
 Level: (LOW/MED) LOW Extraction: (Type) SONC  
 % Moisture: 43 Decanted: (Y/N) N Date Received: 08/25/2009  
 Concentrated Extract Volume: 500 (uL) Date Extracted: 08/25/2009  
 Injection Volume: 2.0 (uL) GPC Factor: 2.00 Date Analyzed: 08/27/2009  
 GPC Cleanup: (Y/N) Y pH: 7.4 Dilution Factor: 1.0

CAS NO.	COMPOUND	CONCENTRATION UNITS: UG/KG (ug/L or ug/Kg)	Q
86-73-7	Fluorene	2600	
85-01-8	Phenanthrene	14000	E
120-12-7	Anthracene	4100	
206-44-0	Fluoranthene	23000	E
129-00-0	Pyrene	16000	E
56-55-3	Benzo(a)anthracene	13000	E
218-01-9	Chrysene	13000	E
205-99-2	Benzo(b)fluoranthene	14000	E
207-08-9	Benzo(k)fluoranthene	5600	E
50-32-8	Benzo(a)pyrene	9600	E
193-39-5	Indeno(1,2,3-cd)pyrene	7700	E
53-70-3	Dibenzo(a,h)anthracene	3300	
191-24-2	Benzo(g,h,i)perylene	8700	E

(1) Cannot be separated from Diphenylamine

PRELIMINARY

1D - FORM I SV-1  
SEMIVOLATILE ORGANICS ANALYSIS DATA SHEET

EPA SAMPLE NO.

E3NR5

Lab Name: MITKEM LABORATORIES Contract: EP-W-05-030  
 Lab Code: MITKEM Case No.: 38897 Mod. Ref No.: 1760.0 SDG No.: E3NQ6  
 Matrix: (SOIL/SED/WATER) SOIL Lab Sample ID: H1636-07A  
 Sample wt/vol: 30.0 (g/mL) G Lab File ID: S3F9526.D  
 Level: (LOW/MED) LOW Extraction: (Type) SONC  
 % Moisture: 38 Decanted: (Y/N) N Date Received: 08/25/2009  
 Concentrated Extract Volume: 500 (uL) Date Extracted: 08/25/2009  
 Injection Volume: 2.0 (uL) GPC Factor: 2.00 Date Analyzed: 08/27/2009  
 GPC Cleanup: (Y/N) Y pH: 7.4 Dilution Factor: 1.0

CAS NO.	COMPOUND	CONCENTRATION UNITS:		Q
		(ug/L or ug/Kg)	UG/KG	
91-20-3	Naphthalene		1200	
91-57-6	2-Methylnaphthalene		2200	
208-96-8	Acenaphthylene		740	
83-32-9	Acenaphthene		2400	

PRELIMINARY



1E - FORM I SV-2  
SEMIVOLATILE ORGANICS ANALYSIS DATA SHEET

EPA SAMPLE NO.

E3NR5

Lab Name: MITKEM LABORATORIES Contract: EP-W-05-030  
 Lab Code: MITKEM Case No.: 38897 Mod. Ref No.: 1760.0 SDG No.: E3NQ6  
 Matrix: (SOIL/SED/WATER) SOIL Lab Sample ID: H1636-07A  
 Sample wt/vol: 30.0 (g/mL) G Lab File ID: S3F9526.D  
 Level: (LOW/MED) LOW Extraction: (Type) SONC  
 % Moisture: 38 Decanted: (Y/N) N Date Received: 08/25/2009  
 Concentrated Extract Volume: 500 (uL) Date Extracted: 08/25/2009  
 Injection Volume: 2.0 (uL) GPC Factor: 2.00 Date Analyzed: 08/27/2009  
 GPC Cleanup: (Y/N) Y pH: 7.4 Dilution Factor: 1.0

CAS NO.	COMPOUND	CONCENTRATION UNITS:		Q
		(ug/L or ug/Kg)	UG/KG	
86-73-7	Fluorene		3200	
85-01-8	Phenanthrene		13000	E
120-12-7	Anthracene		3400	
206-44-0	Fluoranthene		21000	E
129-00-0	Pyrene		13000	E
56-55-3	Benzo(a)anthracene		9300	E
218-01-9	Chrysene		11000	E
205-99-2	Benzo(b)fluoranthene		12000	E
207-08-9	Benzo(k)fluoranthene		4300	
50-32-8	Benzo(a)pyrene		8000	E
193-39-5	Indeno(1,2,3-cd)pyrene		5500	E
53-70-3	Dibenzo(a,h)anthracene		2500	
191-24-2	Benzo(g,h,i)perylene		5600	E

(1) Cannot be separated from Diphenylamine

PRELIMINARY

1D - FORM I SV-1  
SEMIVOLATILE ORGANICS ANALYSIS DATA SHEET

EPA SAMPLE NO.

E3NR6

Lab Name: MITKEM LABORATORIES Contract: EP-W-05-030  
 Lab Code: MITKEM Case No.: 38897 Mod. Ref No.: 1760.0 SDG No.: E3NQ6  
 Matrix: (SOIL/SED/WATER) SOIL Lab Sample ID: H1636-08A  
 Sample wt/vol: 30.3 (g/mL) G Lab File ID: S3F9527.D  
 Level: (LOW/MED) LOW Extraction: (Type) SONC  
 % Moisture: 40 Decanted: (Y/N) N Date Received: 08/25/2009  
 Concentrated Extract Volume: 500 (uL) Date Extracted: 08/25/2009  
 Injection Volume: 2.0 (uL) GPC Factor: 2.00 Date Analyzed: 08/27/2009  
 GPC Cleanup: (Y/N) Y pH: 7.5 Dilution Factor: 1.0

CAS NO.	COMPOUND	CONCENTRATION UNITS:	
		(ug/L or ug/Kg)	UG/KG
91-20-3	Naphthalene		340
91-57-6	2-Methylnaphthalene		260
208-96-8	Acenaphthylene		420
83-32-9	Acenaphthene		580

PRELIMINARY

1E - FORM I SV-2  
SEMIVOLATILE ORGANICS ANALYSIS DATA SHEET

EPA SAMPLE NO.

E3NR6

Lab Name: MITKEM LABORATORIES Contract: EP-W-05-030  
 Lab Code: MITKEM Case No.: 38897 Mod. Ref No.: 1760.0 SDG No.: E3NQ6  
 Matrix: (SOIL/SED/WATER) SOIL Lab Sample ID: H1636-08A  
 Sample wt/vol: 30.3 (g/mL) G Lab File ID: S3F9527.D  
 Level: (LOW/MED) LOW Extraction: (Type) SONC  
 % Moisture: 40 Decanted: (Y/N) N Date Received: 08/25/2009  
 Concentrated Extract Volume: 500 (uL) Date Extracted: 08/25/2009  
 Injection Volume: 2.0 (uL) GPC Factor: 2.00 Date Analyzed: 08/27/2009  
 GPC Cleanup: (Y/N) Y pH: 7.5 Dilution Factor: 1.0

CAS NO.	COMPOUND	CONCENTRATION UNITS:	
		(ug/L or ug/Kg)	UG/KG
86-73-7	Fluorene		990
85-01-8	Phenanthrene		6400
120-12-7	Anthracene		1500
206-44-0	Fluoranthene		10000
129-00-0	Pyrene		7000
56-55-3	Benzo(a)anthracene		4200
218-01-9	Chrysene		4900
205-99-2	Benzo(b)fluoranthene		5400
207-08-9	Benzo(k)fluoranthene		2200
50-32-8	Benzo(a)pyrene		3600
193-39-5	Indeno(1,2,3-cd)pyrene		2200
53-70-3	Dibenzo(a,h)anthracene		1100
191-24-2	Benzo(g,h,i)perylene		2200

(1) Cannot be separated from Diphenylamine

PRELIMINARY

1D - FORM I SV-1  
SEMIVOLATILE ORGANICS ANALYSIS DATA SHEET

EPA SAMPLE NO.

E3NR7

Lab Name: MITKEM LABORATORIES Contract: EP-W-05-030  
 Lab Code: MITKEM Case No.: 38897 Mod. Ref No.: 1760.0 SDG No.: E3NQ6  
 Matrix: (SOIL/SED/WATER) SOIL Lab Sample ID: H1636-09A  
 Sample wt/vol: 30.4 (g/mL) G Lab File ID: S3F9528.D  
 Level: (LOW/MED) LOW Extraction: (Type) SONC  
 % Moisture: 32 Decanted: (Y/N) N Date Received: 08/25/2009  
 Concentrated Extract Volume: 500 (uL) Date Extracted: 08/25/2009  
 Injection Volume: 2.0 (uL) GPC Factor: 2.00 Date Analyzed: 08/27/2009  
 GPC Cleanup:(Y/N) Y pH: 7.8 Dilution Factor: 1.0

CAS NO.	COMPOUND	CONCENTRATION UNITS:	
		UG/KG (ug/L or ug/Kg)	Q
91-20-3	Naphthalene	250	U
91-57-6	2-Methylnaphthalene	250	U
208-96-8	Acenaphthylene	250	U
83-32-9	Acenaphthene	250	U

PRELIMINARY

SOM01.2 (6/2007)

1E - FORM I SV-2  
SEMIVOLATILE ORGANICS ANALYSIS DATA SHEET

EPA SAMPLE NO.

E3NR7

Lab Name: MITKEM LABORATORIES Contract: EP-W-05-030  
 Lab Code: MITKEM Case No.: 38897 Mod. Ref No.: 1760.0 SDG No.: E3NQ6  
 Matrix: (SOIL/SED/WATER) SOIL Lab Sample ID: H1636-09A  
 Sample wt/vol: 30.4 (g/mL) G Lab File ID: S3F9528.D  
 Level: (LOW/MED) LOW Extraction: (Type) SONC  
 % Moisture: 32 Decanted: (Y/N) N Date Received: 08/25/2009  
 Concentrated Extract Volume: 500 (uL) Date Extracted: 08/25/2009  
 Injection Volume: 2.0 (uL) GPC Factor: 2.00 Date Analyzed: 08/27/2009  
 GPC Cleanup: (Y/N) Y pH: 7.8 Dilution Factor: 1.0

CAS NO.	COMPOUND	CONCENTRATION UNITS:	
		UG/KG	Q
86-73-7	Fluorene	250	U
85-01-8	Phenanthrene	50	J
120-12-7	Anthracene	250	U
206-44-0	Fluoranthene	90	J
129-00-0	Pyrene	58	J
56-55-3	Benzo(a)anthracene	250	U
218-01-9	Chrysene	250	U
205-99-2	Benzo(b)fluoranthene	250	U
207-08-9	Benzo(k)fluoranthene	250	U
50-32-8	Benzo(a)pyrene	250	U
193-39-5	Indeno(1,2,3-cd)pyrene	250	U
53-70-3	Dibenzo(a,h)anthracene	250	U
191-24-2	Benzo(g,h,i)perylene	250	U

(1) Cannot be separated from Diphenylamine

PRELIMINARY

1D - FORM I SV-1  
SEMIVOLATILE ORGANICS ANALYSIS DATA SHEET

EPA SAMPLE NO.

E3NR8

Lab Name: MITKEM LABORATORIES Contract: EP-W-05-030  
 Lab Code: MITKEM Case No.: 38897 Mod. Ref No.: 1760.0 SDG No.: E3NQ6  
 Matrix: (SOIL/SED/WATER) SOIL Lab Sample ID: H1636-10A  
 Sample wt/vol: 30.0 (g/mL) G Lab File ID: S3F9529.D  
 Level: (LOW/MED) LOW Extraction: (Type) SONC  
 % Moisture: 45 Decanted: (Y/N) N Date Received: 08/25/2009  
 Concentrated Extract Volume: 500 (uL) Date Extracted: 08/25/2009  
 Injection Volume: 2.0 (uL) GPC Factor: 2.00 Date Analyzed: 08/27/2009  
 GPC Cleanup: (Y/N) Y pH: 6.8 Dilution Factor: 1.0

CAS NO.	COMPOUND	CONCENTRATION UNITS:	
		UG/KG	Q
91-20-3	Naphthalene	1400	
91-57-6	2-Methylnaphthalene	480	
208-96-8	Acenaphthylene	620	
83-32-9	Acenaphthene	920	

PRELIMINARY

1E - FORM I SV-2  
SEMIVOLATILE ORGANICS ANALYSIS DATA SHEET

EPA SAMPLE NO.

E3NR8

Lab Name: MITKEM LABORATORIES Contract: EP-W-05-030  
 Lab Code: MITKEM Case No.: 38897 Mod. Ref No.: 1760.0 SDG No.: E3NQ6  
 Matrix: (SOIL/SED/WATER) SOIL Lab Sample ID: H1636-10A  
 Sample wt/vol: 30.0 (g/mL) G Lab File ID: S3F9529.D  
 Level: (LOW/MED) LOW Extraction: (Type) SONC  
 % Moisture: 45 Decanted: (Y/N) N Date Received: 08/25/2009  
 Concentrated Extract Volume: 500 (uL) Date Extracted: 08/25/2009  
 Injection Volume: 2.0 (uL) GPC Factor: 2.00 Date Analyzed: 08/27/2009  
 GPC Cleanup: (Y/N) Y pH: 6.8 Dilution Factor: 1.0

CAS NO.	COMPOUND	CONCENTRATION UNITS:	
		ug/L or ug/Kg	ug/Kg
86-73-7	Fluorene	1400	
85-01-8	Phenanthrene	9100	E
120-12-7	Anthracene	2200	
206-44-0	Fluoranthene	18000	E
129-00-0	Pyrene	11000	E
56-55-3	Benzo(a)anthracene	7500	E
218-01-9	Chrysene	9900	E
205-99-2	Benzo(b)fluoranthene	11000	E
207-08-9	Benzo(k)fluoranthene	3700	
50-32-8	Benzo(a)pyrene	6800	E
193-39-5	Indeno(1,2,3-cd)pyrene	5000	E
53-70-3	Dibenzo(a,h)anthracene	2200	
191-24-2	Benzo(g,h,i)perylene	4800	

(1) Cannot be separated from Diphenylamine

PRELIMINARY

1D - FORM I SV-1  
SEMIVOLATILE ORGANICS ANALYSIS DATA SHEET

EPA SAMPLE NO.

E3NR9

Lab Name: MITKEM LABORATORIES Contract: EP-W-05-030  
 Lab Code: MITKEM Case No.: 38897 Mod. Ref No.: 1760.0 SDG No.: E3NQ6  
 Matrix: (SOIL/SED/WATER) SOIL Lab Sample ID: H1636-11A  
 Sample wt/vol: 30.0 (g/mL) G Lab File ID: S3F9530.D  
 Level: (LOW/MED) LOW Extraction: (Type) SONC  
 % Moisture: 42 Decanted: (Y/N) N Date Received: 08/25/2009  
 Concentrated Extract Volume: 500 (uL) Date Extracted: 08/25/2009  
 Injection Volume: 2.0 (uL) GPC Factor: 2.00 Date Analyzed: 08/27/2009  
 GPC Cleanup: (Y/N) Y pH: 7.0 Dilution Factor: 1.0

CAS NO.	COMPOUND	CONCENTRATION UNITS: (ug/L or ug/Kg)	UG/KG	Q
91-20-3	Naphthalene		770	
91-57-6	2-Methylnaphthalene		440	
208-96-8	Acenaphthylene		700	
83-32-9	Acenaphthene		1100	

PRELIMINARY



1E - FORM I SV-2  
SEMIVOLATILE ORGANICS ANALYSIS DATA SHEET

EPA SAMPLE NO.

E3NR9

Lab Name: MITKEM LABORATORIES Contract: EP-W-05-030  
 Lab Code: MITKEM Case No.: 38897 Mod. Ref No.: 1760.0 SDG No.: E3NQ6  
 Matrix: (SOIL/SED/WATER) SOIL Lab Sample ID: H1636-11A  
 Sample wt/vol: 30.0 (g/mL) G Lab File ID: S3F9530.D  
 Level: (LOW/MED) LOW Extraction: (Type) SONC  
 % Moisture: 42 Decanted: (Y/N) N Date Received: 08/25/2009  
 Concentrated Extract Volume: 500 (uL) Date Extracted: 08/25/2009  
 Injection Volume: 2.0 (uL) GPC Factor: 2.00 Date Analyzed: 08/27/2009  
 GPC Cleanup: (Y/N) Y pH: 7.0 Dilution Factor: 1.0

CAS NO.	COMPOUND	CONCENTRATION UNITS:	
		(ug/L or ug/Kg)	UG/KG
86-73-7	Fluorene	1700	
85-01-8	Phenanthrene	11000	E
120-12-7	Anthracene	2800	
206-44-0	Fluoranthene	19000	E
129-00-0	Pyrene	12000	E
56-55-3	Benzo(a)anthracene	8700	E
218-01-9	Chrysene	10000	E
205-99-2	Benzo(b)fluoranthene	11000	E
207-08-9	Benzo(k)fluoranthene	4400	
50-32-8	Benzo(a)pyrene	7500	E
193-39-5	Indeno(1,2,3-cd)pyrene	5100	E
53-70-3	Dibenzo(a,h)anthracene	2400	
191-24-2	Benzo(g,h,i)perylene	2300	

(1) Cannot be separated from Diphenylamine

PRELIMINARY

1D - FORM I SV-1  
SEMIVOLATILE ORGANICS ANALYSIS DATA SHEET

EPA SAMPLE NO.

E3NS0

Lab Name: MITKEM LABORATORIES Contract: EP-W-05-030  
 Lab Code: MITKEM Case No.: 38897 Mod. Ref No.: 1760.0 SDG No.: E3NQ6  
 Matrix: (SOIL/SED/WATER) SOIL Lab Sample ID: H1636-12A  
 Sample wt/vol: 30.2 (g/mL) G Lab File ID: S3F9531.D  
 Level: (LOW/MED) LOW Extraction: (Type) SONC  
 % Moisture: 40 Decanted: (Y/N) N Date Received: 08/25/2009  
 Concentrated Extract Volume: 500 (uL) Date Extracted: 08/25/2009  
 Injection Volume: 2.0 (uL) GPC Factor: 2.00 Date Analyzed: 08/27/2009  
 GPC Cleanup: (Y/N) Y pH: 7.2 Dilution Factor: 1.0

CAS NO.	COMPOUND	CONCENTRATION UNITS:	
		(ug/L or ug/Kg)	UG/KG
91-20-3	Naphthalene		400
91-57-6	2-Methylnaphthalene		290
208-96-8	Acenaphthylene		530
83-32-9	Acenaphthene		920

PRELIMINARY

1E - FORM I SV-2  
SEMIVOLATILE ORGANICS ANALYSIS DATA SHEET

EPA SAMPLE NO.

E3NS0

Lab Name: MITKEM LABORATORIES Contract: EP-W-05-030  
 Lab Code: MITKEM Case No.: 38897 Mod. Ref No.: 1760.0 SDG No.: E3NQ6  
 Matrix: (SOIL/SED/WATER) SOIL Lab Sample ID: H1636-12A  
 Sample wt/vol: 30.2 (g/mL) G Lab File ID: S3F9531.D  
 Level: (LOW/MED) LOW Extraction: (Type) SONC  
 % Moisture: 40 Decanted: (Y/N) N Date Received: 08/25/2009  
 Concentrated Extract Volume: 500 (uL) Date Extracted: 08/25/2009  
 Injection Volume: 2.0 (uL) GPC Factor: 2.00 Date Analyzed: 08/27/2009  
 GPC Cleanup: (Y/N) Y pH: 7.2 Dilution Factor: 1.0

CAS NO.	COMPOUND	CONCENTRATION UNITS:		Q
		(ug/L or ug/Kg)	UG/KG	
86-73-7	Fluorene		1400	
85-01-8	Phenanthrene		9900	E
120-12-7	Anthracene		2400	
206-44-0	Fluoranthene		18000	E
129-00-0	Pyrene		10000	E
56-55-3	Benzo(a)anthracene		7400	E
218-01-9	Chrysene		8300	E
205-99-2	Benzo(b)fluoranthene		8700	E
207-08-9	Benzo(k)fluoranthene		4700	E
50-32-8	Benzo(a)pyrene		6400	E
193-39-5	Indeno(1,2,3-cd)pyrene		4100	
53-70-3	Dibenzo(a,h)anthracene		2000	
191-24-2	Benzo(g,h,i)perylene		4000	

(1) Cannot be separated from Diphenylamine

PRELIMINARY

1D - FORM I SV-1  
SEMIVOLATILE ORGANICS ANALYSIS DATA SHEET

EPA SAMPLE NO.

E3NS1

Lab Name: MITKEM LABORATORIES Contract: EP-W-05-030  
 Lab Code: MITKEM Case No.: 38897 Mod. Ref No.: 1760.0 SDG No.: E3NQ6  
 Matrix: (SOIL/SED/WATER) SOIL Lab Sample ID: H1636-13A  
 Sample wt/vol: 30.0 (g/mL) G Lab File ID: S3F9532.D  
 Level: (LOW/MED) LOW Extraction: (Type) SONC  
 % Moisture: 39 Decanted: (Y/N) N Date Received: 08/25/2009  
 Concentrated Extract Volume: 500 (uL) Date Extracted: 08/25/2009  
 Injection Volume: 2.0 (uL) GPC Factor: 2.00 Date Analyzed: 08/27/2009  
 GPC Cleanup: (Y/N) Y pH: 7.5 Dilution Factor: 1.0

CAS NO.	COMPOUND	CONCENTRATION UNITS:		Q
		(ug/L or ug/Kg)	UG/KG	
91-20-3	Naphthalene		260	J
91-57-6	2-Methylnaphthalene		200	J
208-96-8	Acenaphthylene		380	
83-32-9	Acenaphthene		660	

PRELIMINARY

1E - FORM I SV-2  
SEMIVOLATILE ORGANICS ANALYSIS DATA SHEET

EPA SAMPLE NO.

E3NS1

Lab Name: MITKEM LABORATORIES Contract: EP-W-05-030  
 Lab Code: MITKEM Case No.: 38897 Mod. Ref No.: 1760.0 SDG No.: E3NQ6  
 Matrix: (SOIL/SED/WATER) SOIL Lab Sample ID: H1636-13A  
 Sample wt/vol: 30.0 (g/mL) G Lab File ID: S3F9532.D  
 Level: (LOW/MED) LOW Extraction: (Type) SONC  
 % Moisture: 39 Decanted: (Y/N) N Date Received: 08/25/2009  
 Concentrated Extract Volume: 500 (uL) Date Extracted: 08/25/2009  
 Injection Volume: 2.0 (uL) GPC Factor: 2.00 Date Analyzed: 08/27/2009  
 GPC Cleanup: (Y/N) Y pH: 7.5 Dilution Factor: 1.0

CAS NO.	COMPOUND	CONCENTRATION UNITS:		Q
		(ug/L or ug/Kg)	UG/KG	
86-73-7	Fluorene		1200	
85-01-8	Phenanthrene		7400	E
120-12-7	Anthracene		1700	
206-44-0	Fluoranthene		13000	E
129-00-0	Pyrene		8500	E
56-55-3	Benzo(a)anthracene		5500	E
218-01-9	Chrysene		6800	E
205-99-2	Benzo(b)fluoranthene		7500	E
207-08-9	Benzo(k)fluoranthene		2500	
50-32-8	Benzo(a)pyrene		4700	E
193-39-5	Indeno(1,2,3-cd)pyrene		3100	
53-70-3	Dibenzo(a,h)anthracene		1500	
191-24-2	Benzo(g,h,i)perylene		2900	

(1) Cannot be separated from Diphenylamine

PRELIMINARY

SOM01.2 (6/2007)

1D - FORM I SV-1  
SEMIVOLATILE ORGANICS ANALYSIS DATA SHEET

EPA SAMPLE NO.

E3NS2

Lab Name: MITKEM LABORATORIES Contract: EP-W-05-030  
 Lab Code: MITKEM Case No.: 38897 Mod. Ref No.: 1760.0 SDG No.: E3NQ6  
 Matrix: (SOIL/SED/WATER) SOIL Lab Sample ID: H1636-14A  
 Sample wt/vol: 30.1 (g/mL) G Lab File ID: S3F9533.D  
 Level: (LOW/MED) LOW Extraction: (Type) SONC  
 % Moisture: 37 Decanted: (Y/N) N Date Received: 08/25/2009  
 Concentrated Extract Volume: 500 (uL) Date Extracted: 08/25/2009  
 Injection Volume: 2.0 (uL) GPC Factor: 2.00 Date Analyzed: 08/27/2009  
 GPC Cleanup: (Y/N) Y pH: 7.4 Dilution Factor: 1.0

CAS NO.	COMPOUND	CONCENTRATION UNITS:	
		(ug/L or ug/Kg)	UG/KG
91-20-3	Naphthalene	250	J
91-57-6	2-Methylnaphthalene	210	J
208-96-8	Acenaphthylene	340	
83-32-9	Acenaphthene	600	

PRELIMINARY

SOM01.2 (6/2007)

1E - FORM I SV-2  
SEMIVOLATILE ORGANICS ANALYSIS DATA SHEET

EPA SAMPLE NO.

E3NS2

Lab Name: MITKEM LABORATORIES Contract: EP-W-05-030  
 Lab Code: MITKEM Case No.: 38897 Mod. Ref No.: 1760.0 SDG No.: E3NQ6  
 Matrix: (SOIL/SED/WATER) SOIL Lab Sample ID: H1636-14A  
 Sample wt/vol: 30.1 (g/mL) G Lab File ID: S3F9533.D  
 Level: (LOW/MED) LOW Extraction: (Type) SONC  
 % Moisture: 37 Decanted: (Y/N) N Date Received: 08/25/2009  
 Concentrated Extract Volume: 500 (uL) Date Extracted: 08/25/2009  
 Injection Volume: 2.0 (uL) GPC Factor: 2.00 Date Analyzed: 08/27/2009  
 GPC Cleanup: (Y/N) Y pH: 7.4 Dilution Factor: 1.0

CAS NO.	COMPOUND	CONCENTRATION UNITS:		Q
		(ug/L or ug/Kg)	UG/KG	
86-73-7	Fluorene		1000	
85-01-8	Phenanthrene		6600	E
120-12-7	Anthracene		1400	
206-44-0	Fluoranthene		11000	E
129-00-0	Pyrene		7300	E
56-55-3	Benzo(a)anthracene		4500	E
218-01-9	Chrysene		5500	E
205-99-2	Benzo(b)fluoranthene		5900	E
207-08-9	Benzo(k)fluoranthene		2200	
50-32-8	Benzo(a)pyrene		3800	
193-39-5	Indeno(1,2,3-cd)pyrene		2400	
53-70-3	Dibenzo(a,h)anthracene		1200	
191-24-2	Benzo(g,h,i)perylene		2600	

(1) Cannot be separated from Diphenylamine

PRELIMINARY

SOM01.2 (6/2007)

1D - FORM I SV-1  
SEMIVOLATILE ORGANICS ANALYSIS DATA SHEET

EPA SAMPLE NO.

E3NS3

Lab Name: MITKEM LABORATORIES Contract: EP-W-05-030  
 Lab Code: MITKEM Case No.: 38897 Mod. Ref No.: 1760.0 SDG No.: E3NQ6  
 Matrix: (SOIL/SED/WATER) SOIL Lab Sample ID: H1636-15A  
 Sample wt/vol: 30.3 (g/mL) G Lab File ID: S3F9534.D  
 Level: (LOW/MED) LOW Extraction: (Type) SONC  
 % Moisture: 36 Decanted: (Y/N) N Date Received: 08/25/2009  
 Concentrated Extract Volume: 500 (uL) Date Extracted: 08/25/2009  
 Injection Volume: 2.0 (uL) GPC Factor: 2.00 Date Analyzed: 08/27/2009  
 GPC Cleanup: (Y/N) Y pH: 7.4 Dilution Factor: 1:0

CAS NO.	COMPOUND	CONCENTRATION UNITS:		Q
		(ug/L or ug/Kg)	UG/KG	
91-20-3	Naphthalene		320	
91-57-6	2-Methylnaphthalene		180	J
208-96-8	Acenaphthylene		280	
83-32-9	Acenaphthene		550	

**PRELIMINARY**

SOM01.2 (6/2007)



1E - FORM I SV-2  
SEMIVOLATILE ORGANICS ANALYSIS DATA SHEET

EPA SAMPLE NO.

E3NS3

Lab Name: MITKEM LABORATORIES Contract: EP-W-05-030  
 Lab Code: MITKEM Case No.: 38897 Mod. Ref No.: 1760.0 SDG No.: E3NQ6  
 Matrix: (SOIL/SED/WATER) SOIL Lab Sample ID: H1636-15A  
 Sample wt/vol: 30.3 (g/mL) G Lab File ID: S3F9534.D  
 Level: (LOW/MED) LOW Extraction: (Type) SONC  
 % Moisture: 36 Decanted: (Y/N) N Date Received: 08/25/2009  
 Concentrated Extract Volume: 500 (uL) Date Extracted: 08/25/2009  
 Injection Volume: 2.0 (uL) GPC Factor: 2.00 Date Analyzed: 08/27/2009  
 GPC Cleanup: (Y/N) Y pH: 7.4 Dilution Factor: 1.0

CAS NO.	COMPOUND	CONCENTRATION UNITS:	
		UG/KG	Q
86-73-7	Fluorene	890	
85-01-8	Phenanthrene	6500	E
120-12-7	Anthracene	1400	
206-44-0	Fluoranthene	11000	E
129-00-0	Pyrene	7500	E
56-55-3	Benzo(a)anthracene	4700	E
218-01-9	Chrysene	5900	E
205-99-2	Benzo(b)fluoranthene	6400	E
207-08-9	Benzo(k)fluoranthene	2100	
50-32-8	Benzo(a)pyrene	4200	E
193-39-5	Indeno(1,2,3-cd)pyrene	2700	
53-70-3	Dibenzo(a,h)anthracene	1300	
191-24-2	Benzo(g,h,i)perylene	2700	

(1) Cannot be separated from Diphenylamine

PRELIMINARY

SOM01.2 (6/2007)

1D - FORM I SV-1  
SEMIVOLATILE ORGANICS ANALYSIS DATA SHEET

EPA SAMPLE NO.

E3NS4

Lab Name: MITKEM LABORATORIES Contract: EP-W-05-030  
 Lab Code: MITKEM Case No.: 38897 Mod. Ref No.: 1760.0 SDG No.: E3NQ6  
 Matrix: (SOIL/SED/WATER) SOIL Lab Sample ID: H1636-16A  
 Sample wt/vol: 30.0 (g/mL) G Lab File ID: S3F9535.D  
 Level: (LOW/MED) LOW Extraction: (Type) SONC  
 % Moisture: 35 Decanted: (Y/N) N Date Received: 08/25/2009  
 Concentrated Extract Volume: 500 (uL) Date Extracted: 08/25/2009  
 Injection Volume: 2.0 (uL) GPC Factor: 2.00 Date Analyzed: 08/27/2009  
 GPC Cleanup: (Y/N) Y pH: 7.5 Dilution Factor: 1.0

CAS NO.	COMPOUND	CONCENTRATION UNITS:	
		(ug/L or ug/Kg)	UG/KG
91-20-3	Naphthalene	260	U
91-57-6	2-Methylnaphthalene	260	U
208-96-8	Acenaphthylene	260	U
83-32-9	Acenaphthene	260	U

PRELIMINARY

1E - FORM I SV-2  
SEMIVOLATILE ORGANICS ANALYSIS DATA SHEET

EPA SAMPLE NO.

E3NS4

Lab Name: MITKEM LABORATORIES Contract: EP-W-05-030  
 Lab Code: MITKEM Case No.: 38897 Mod. Ref No.: 1760.0 SDG No.: E3NQ6  
 Matrix: (SOIL/SED/WATER) SOIL Lab Sample ID: H1636-16A  
 Sample wt/vol: 30.0 (g/mL) G Lab File ID: S3F9535.D  
 Level: (LOW/MED) LOW Extraction: (Type) SONC  
 % Moisture: 35 Decanted: (Y/N) N Date Received: 08/25/2009  
 Concentrated Extract Volume: 500 (uL) Date Extracted: 08/25/2009  
 Injection Volume: 2.0 (uL) GPC Factor: 2.00 Date Analyzed: 08/27/2009  
 GPC Cleanup: (Y/N) Y pH: 7.5 Dilution Factor: 1.0

CAS NO.	COMPOUND	CONCENTRATION UNITS:		Q
		(ug/L or ug/Kg)	UG/KG	
86-73-7	Fluorene		260	U
85-01-8	Phenanthrene		260	U
120-12-7	Anthracene		260	U
206-44-0	Fluoranthene		110	J
129-00-0	Pyrene		74	J
56-55-3	Benzo(a)anthracene		260	U
218-01-9	Chrysene		53	J
205-99-2	Benzo(b)fluoranthene		48	J
207-08-9	Benzo(k)fluoranthene		260	U
50-32-8	Benzo(a)pyrene		260	U
193-39-5	Indeno(1,2,3-cd)pyrene		260	U
53-70-3	Dibenzo(a,h)anthracene		260	U
191-24-2	Benzo(g,h,i)perylene		260	U

(1) Cannot be separated from Diphenylamine

PRELIMINARY

SOM01.2 (6/2007)

1D - FORM I SV-1  
SEMIVOLATILE ORGANICS ANALYSIS DATA SHEET

EPA SAMPLE NO.

E3NS5

Lab Name: MITKEM LABORATORIES Contract: EP-W-05-030  
 Lab Code: MITKEM Case No.: 38897 Mod. Ref No.: 1760.0 SDG No.: E3NQ6  
 Matrix: (SOIL/SED/WATER) WATER Lab Sample ID: H1636-17A  
 Sample wt/vol: 1000 (g/mL) ML Lab File ID: S3F9585.D  
 Level: (LOW/MED) LOW Extraction: (Type) CONT  
 % Moisture: \_\_\_\_\_ Decanted: (Y/N) \_\_\_\_\_ Date Received: 08/25/2009  
 Concentrated Extract Volume: 1000 (uL) Date Extracted: 08/25/2009  
 Injection Volume: 2.0 (uL) GPC Factor: 1.00 Date Analyzed: 08/28/2009  
 GPC Cleanup: (Y/N) N pH: 6.5 8/28/09 Dilution Factor: 1.0

CAS NO.	COMPOUND	CONCENTRATION UNITS:	
		ug/L or ug/Kg	UG/L
91-20-3	Naphthalene	5.0	U
91-57-6	2-Methylnaphthalene	5.0	U
208-96-8	Acenaphthylene	5.0	U
83-32-9	Acenaphthene	5.0	U

PRELIMINARY

1E - FORM I SV-2  
SEMIVOLATILE ORGANICS ANALYSIS DATA SHEET

EPA SAMPLE NO.

E3NS5

Lab Name: MITKEM LABORATORIES Contract: EP-W-05-030  
 Lab Code: MITKEM Case No.: 38897 Mod. Ref No.: 1760.0 SDG No.: E3NQ6  
 Matrix: (SOIL/SED/WATER) WATER Lab Sample ID: H1636-17A  
 Sample wt/vol: 1000 (g/mL) ML Lab File ID: S3F9585.D  
 Level: (LOW/MED) LOW Extraction: (Type) CONT  
 % Moisture: \_\_\_\_\_ Decanted: (Y/N) \_\_\_\_\_ Date Received: 08/25/2009  
 Concentrated Extract Volume: 1000 (uL) Date Extracted: 08/25/2009  
 Injection Volume: 2.0 (uL) GPC Factor: 1.00 Date Analyzed: 08/28/2009  
 GPC Cleanup: (Y/N) N pH: 6.5 Dilution Factor: 1.0

CAS NO.	COMPOUND	CONCENTRATION UNITS:	
		UG/L	Q
86-73-7	Fluorene	5.0	U
85-01-8	Phenanthrene	5.0	U
120-12-7	Anthracene	5.0	U
206-44-0	Fluoranthene	5.0	U
129-00-0	Pyrene	5.0	U
56-55-3	Benzo(a)anthracene	5.0	U
218-01-9	Chrysene	5.0	U
205-99-2	Benzo(b)fluoranthene	5.0	U
207-08-9	Benzo(k)fluoranthene	5.0	U
50-32-8	Benzo(a)pyrene	5.0	U
193-39-5	Indeno(1,2,3-cd)pyrene	5.0	U
53-70-3	Dibenzo(a,h)anthracene	5.0	U
191-24-2	Benzo(g,h,i)perylene	5.0	U

(1) Cannot be separated from Diphenylamine

PRELIMINARY

1D - FORM I SV-1  
SEMIVOLATILE ORGANICS ANALYSIS DATA SHEET

EPA SAMPLE NO.

E3NS6

Lab Name: MITKEM LABORATORIES Contract: EP-W-05-030  
 Lab Code: MITKEM Case No.: 38897 Mod. Ref No.: 1760.0 SDG No.: E3NQ6  
 Matrix: (SOIL/SED/WATER) WATER Lab Sample ID: H1636-18A  
 Sample wt/vol: 1000 (g/mL) ML Lab File ID: S3F9586.D  
 Level: (LOW/MED) LOW Extraction: (Type) CONT  
 % Moisture: \_\_\_\_\_ Decanted: (Y/N) \_\_\_\_\_ Date Received: 08/25/2009  
 Concentrated Extract Volume: 1000 (uL) Date Extracted: 08/25/2009  
 Injection Volume: 2.0 (uL) GPC Factor: 1.00 Date Analyzed: 08/28/2009  
 GPC Cleanup: (Y/N) N pH: 6.5 eq/2009 Dilution Factor: 1.0

CAS NO.	COMPOUND	CONCENTRATION UNITS:	
		ug/L or ug/Kg	UG/L
91-20-3	Naphthalene	5.0	U
91-57-6	2-Methylnaphthalene	5.0	U
208-96-8	Acenaphthylene	5.0	U
83-32-9	Acenaphthene	5.0	U

PRELIMINARY

1E - FORM I SV-2  
SEMIVOLATILE ORGANICS ANALYSIS DATA SHEET

EPA SAMPLE NO.

E3NS6

Lab Name: MITKEM LABORATORIES Contract: EP-W-05-030  
 Lab Code: MITKEM Case No.: 38897 Mod. Ref No.: 1760.0 SDG No.: E3NQ6  
 Matrix: (SOIL/SED/WATER) WATER Lab Sample ID: H1636-18A  
 Sample wt/vol: 1000 (g/mL) ML Lab File ID: S3F9586.D  
 Level: (LOW/MED) LOW Extraction: (Type) CONT  
 % Moisture: \_\_\_\_\_ Decanted: (Y/N) \_\_\_\_\_ Date Received: 08/25/2009  
 Concentrated Extract Volume: 1000 (uL) Date Extracted: 08/25/2009  
 Injection Volume: 2.0 (uL) GPC Factor: 1.00 Date Analyzed: 08/28/2009  
 GPC Cleanup: (Y/N) N pH: 6.5 Dilution Factor: 1.0

CAS NO.	COMPOUND	CONCENTRATION UNITS:	
		ug/L or ug/Kg	ug/L
86-73-7	Fluorene	5.0	U
85-01-8	Phenanthrene	5.0	U
120-12-7	Anthracene	5.0	U
206-44-0	Fluoranthene	5.0	U
129-00-0	Pyrene	5.0	U
56-55-3	Benzo(a)anthracene	5.0	U
218-01-9	Chrysene	5.0	U
205-99-2	Benzo(b)fluoranthene	5.0	U
207-08-9	Benzo(k)fluoranthene	5.0	U
50-32-8	Benzo(a)pyrene	5.0	U
193-39-5	Indeno(1,2,3-cd)pyrene	5.0	U
53-70-3	Dibenzo(a,h)anthracene	5.0	U
191-24-2	Benzo(g,h,i)perylene	5.0	U

(1) Cannot be separated from Diphenylamine

PRELIMINARY

SOM01.2 (6/2007)

1D - FORM I SV-1  
SEMIVOLATILE ORGANICS ANALYSIS DATA SHEET

EPA SAMPLE NO.

E3NS7

Lab Name: MITKEM LABORATORIES Contract: EP-W-05-030  
 Lab Code: MITKEM Case No.: 38897 Mod. Ref No.: 1760.0 SDG No.: E3NQ6  
 Matrix: (SOIL/SED/WATER) SOIL Lab Sample ID: H1636-03A  
 Sample wt/vol: 30.1 (g/mL) G Lab File ID: S3F9522.D  
 Level: (LOW/MED) LOW Extraction: (Type) SONC  
 % Moisture: 39 Decanted: (Y/N) N Date Received: 08/25/2009  
 Concentrated Extract Volume: 500 (uL) Date Extracted: 08/25/2009  
 Injection Volume: 2.0 (uL) GPC Factor: 2.00 Date Analyzed: 08/27/2009  
 GPC Cleanup: (Y/N) Y pH: 7.4 Dilution Factor: 1.0

CAS NO.	COMPOUND	CONCENTRATION UNITS:		Q
		(ug/L or ug/Kg)	UG/KG	
91-20-3	Naphthalene		510	
91-57-6	2-Methylnaphthalene		640	
208-96-8	Acenaphthylene		790	
83-32-9	Acenaphthene		1500	

PRELIMINARY



1E - FORM I SV-2  
SEMIVOLATILE ORGANICS ANALYSIS DATA SHEET

EPA SAMPLE NO.

E3NS7

Lab Name: MITKEM LABORATORIES Contract: EP-W-05-030  
 Lab Code: MITKEM Case No.: 38897 Mod. Ref No.: 1760.0 SDG No.: E3NQ6  
 Matrix: (SOIL/SED/WATER) SOIL Lab Sample ID: H1636-03A  
 Sample wt/vol: 30.1 (g/mL) G Lab File ID: S3F9522.D  
 Level: (LOW/MED) LOW Extraction: (Type) SONC  
 % Moisture: 39 Decanted: (Y/N) N Date Received: 08/25/2009  
 Concentrated Extract Volume: 500 (uL) Date Extracted: 08/25/2009  
 Injection Volume: 2.0 (uL) GPC Factor: 2.00 Date Analyzed: 08/27/2009  
 GPC Cleanup: (Y/N) Y pH: 7.4 Dilution Factor: 1.0

CAS NO.	COMPOUND	CONCENTRATION UNITS:		Q
		(ug/L or ug/Kg)	UG/KG	
86-73-7	Fluorene		2700	
85-01-8	Phenanthrene		14000	E
120-12-7	Anthracene		4700	E
206-44-0	Fluoranthene		22000	E
129-00-0	Pyrene		13000	E
56-55-3	Benzo(a)anthracene		11000	E
218-01-9	Chrysene		9900	E
205-99-2	Benzo(b)fluoranthene		10000	E
207-08-9	Benzo(k)fluoranthene		4700	E
50-32-8	Benzo(a)pyrene		8000	E
193-39-5	Indeno(1,2,3-cd)pyrene		7100	E
53-70-3	Dibenzo(a,h)anthracene		3100	
191-24-2	Benzo(g,h,i)perylene		8400	E

(1) Cannot be separated from Diphenylamine

PRELIMINARY

SOM01.2 (6/2007)

1F - FORM I SV-SIM  
SEMIVOLATILE SIM ORGANICS ANALYSIS DATA SHEET

EPA SAMPLE NO.

E3NQ6

Lab Name: MITKEM LABORATORIES Contract: EP-W-05-030  
 Lab Code: MITKEM Case No.: 38897 Mod. Ref No.: \_\_\_\_\_ SDG No.: E3NQ6  
 Matrix: (SOIL/SED/WATER) SOIL Lab Sample ID: H1636-01A  
 Sample wt/vol: 30.0 (g/mL) G Lab File ID: S4D5535.D  
 Extraction: (Type) SONC  
 % Moisture: 42 Decanted: (Y/N) N Date Received: 08/25/2009  
 Concentrated Extract Volume: 500 (uL) Date Extracted: 08/25/2009  
 Injection Volume: 2.0 (uL) GPC Factor: 2.00 Date Analyzed: 08/27/2009  
 GPC Cleanup: (Y/N) Y pH: 7.3 Dilution Factor: 8.0

CAS NO.	COMPOUND	CONCENTRATION UNITS: (ug/L or ug/Kg)	UG/KG	Q
91-20-3	Naphthalene		180	
91-57-6	2-Methylnaphthalene		340	
208-96-8	Acenaphthylene		230	
83-32-9	Acenaphthene		610	E
86-73-7	Fluorene		970	E
85-01-8	Phenanthrene		11000	E
120-12-7	Anthracene		1600	E
206-44-0	Fluoranthene		15000	E
129-00-0	Pyrene		11000	E
56-55-3	Benzo(a)anthracene		5900	E
218-01-9	Chrysene		6000	E
205-99-2	Benzo(b)fluoranthene		11000	E
207-08-9	Benzo(k)fluoranthene		7400	E
50-32-8	Benzo(a)pyrene		4400	E
193-39-5	Indeno(1,2,3-cd)pyrene		2600	E
53-70-3	Dibenzo(a,h)anthracene		1200	E
191-24-2	Benzo(g,h,i)perylene		2800	E

PRELIMINARY

1F - FORM I SV-SIM  
SEMIVOLATILE SIM ORGANICS ANALYSIS DATA SHEET

EPA SAMPLE NO.

E3NQ6MS

Lab Name: MITKEM LABORATORIES Contract: EP-W-05-030  
 Lab Code: MITKEM Case No.: 38897 Mod. Ref No.: \_\_\_\_\_ SDG No.: E3NQ6  
 Matrix: (SOIL/SED/WATER) SOIL Lab Sample ID: H1636-01AMS  
 Sample wt/vol: 30.0 (g/mL) G Lab File ID: S4D5536.D  
 Extraction: (Type) SONC  
 % Moisture: 42 Decanted: (Y/N) N Date Received: 08/25/2009  
 Concentrated Extract Volume: 500 (uL) Date Extracted: 08/25/2009  
 Injection Volume: 2.0 (uL) GPC Factor: 2.00 Date Analyzed: 08/27/2009  
 GPC Cleanup: (Y/N) Y pH: 7.3 Dilution Factor: 8.0

CAS NO.	COMPOUND	CONCENTRATION UNITS:	
		(ug/L or ug/Kg)	UG/KG
91-20-3	Naphthalene	630	E
91-57-6	2-Methylnaphthalene	790	E
208-96-8	Acenaphthylene	520	E
83-32-9	Acenaphthene	1600	E
86-73-7	Fluorene	2400	E
85-01-8	Phenanthrene	16000	E
120-12-7	Anthracene	2700	E
206-44-0	Fluoranthene	21000	E
129-00-0	Pyrene	20000	E
56-55-3	Benzo(a)anthracene	11000	E
218-01-9	Chrysene	12000	E
205-99-2	Benzo(b)fluoranthene	11000	E
207-08-9	Benzo(k)fluoranthene	5500	E
50-32-8	Benzo(a)pyrene	6700	E
193-39-5	Indeno(1,2,3-cd)pyrene	4100	E
53-70-3	Dibenzo(a,h)anthracene	2000	E
191-24-2	Benzo(g,h,i)perylene	4500	E

PRELIMINARY

1F - FORM I SV-SIM  
SEMIVOLATILE SIM ORGANICS ANALYSIS DATA SHEET

EPA SAMPLE NO.

E3NQ6MSD

Lab Name: MITKEM LABORATORIES Contract: EP-W-05-030  
 Lab Code: MITKEM Case No.: 38897 Mod. Ref No.: \_\_\_\_\_ SDG No.: E3NQ6  
 Matrix: (SOIL/SED/WATER) SOIL Lab Sample ID: H1636-01AMSD  
 Sample wt/vol: 30.1 (g/mL) G Lab File ID: S4D5537.D  
 Extraction: (Type) SONC  
 % Moisture: 42 Decanted: (Y/N) N Date Received: 08/25/2009  
 Concentrated Extract Volume: 500 (uL) Date Extracted: 08/25/2009  
 Injection Volume: 2.0 (uL) GPC Factor: 2.00 Date Analyzed: 08/27/2009  
 GPC Cleanup: (Y/N) Y pH: 7.3 Dilution Factor: 8.0

CAS NO.	COMPOUND	CONCENTRATION UNITS:		Q
		(ug/L or ug/Kg)	UG/KG	
91-20-3	Naphthalene		420	
91-57-6	2-Methylnaphthalene		460	E
208-96-8	Acenaphthylene		310	
83-32-9	Acenaphthene		2400	E
86-73-7	Fluorene		1700	E
85-01-8	Phenanthrene		14000	E
120-12-7	Anthracene		2000	E
206-44-0	Fluoranthene		19000	E
129-00-0	Pyrene		16000	E
56-55-3	Benzo(a)anthracene		7600	E
218-01-9	Chrysene		8600	E
205-99-2	Benzo(b)fluoranthene		9100	E
207-08-9	Benzo(k)fluoranthene		3200	E
50-32-8	Benzo(a)pyrene		5200	E
193-39-5	Indeno(1,2,3-cd)pyrene		3300	E
53-70-3	Dibenzo(a,h)anthracene		1500	E
191-24-2	Benzo(g,h,i)perylene		3400	E

PRELIMINARY

1F - FORM I SV-SIM  
SEMIVOLATILE SIM ORGANICS ANALYSIS DATA SHEET

EPA SAMPLE NO.

E3NR1

Lab Name: MITKEM LABORATORIES Contract: EP-W-05-030  
 Lab Code: MITKEM Case No.: 38897 Mod. Ref No.: \_\_\_\_\_ SDG No.: E3NQ6  
 Matrix: (SOIL/SED/WATER) SOIL Lab Sample ID: H1636-02A  
 Sample wt/vol: 30.0 (g/mL) G Lab File ID: S4D5540.D  
 Extraction: (Type) SONC  
 % Moisture: 43 Decanted: (Y/N) N Date Received: 08/25/2009  
 Concentrated Extract Volume: 500 (uL) Date Extracted: 08/25/2009  
 Injection Volume: 2.0 (uL) GPC Factor: 2.00 Date Analyzed: 08/27/2009  
 GPC Cleanup: (Y/N) Y pH: 7.4 Dilution Factor: 1.0

CAS NO.	COMPOUND	CONCENTRATION UNITS:		Q
		(ug/L or ug/Kg)	UG/KG	
91-20-3	Naphthalene		5.8	U
91-57-6	2-Methylnaphthalene		5.8	U
208-96-8	Acenaphthylene		5.8	U
83-32-9	Acenaphthene		5.8	U
86-73-7	Fluorene		17	
85-01-8	Phenanthrene		52	
120-12-7	Anthracene		32	
206-44-0	Fluoranthene		56	
129-00-0	Pyrene		58	
56-55-3	Benzo(a)anthracene		54	
218-01-9	Chrysene		47	
205-99-2	Benzo(b)fluoranthene		30	
207-08-9	Benzo(k)fluoranthene		23	
50-32-8	Benzo(a)pyrene		22	
193-39-5	Indeno(1,2,3-cd)pyrene		22	
53-70-3	Dibenzo(a,h)anthracene		23	
191-24-2	Benzo(g,h,i)perylene		22	

PRELIMINARY

1F - FORM I SV-SIM  
SEMIVOLATILE SIM ORGANICS ANALYSIS DATA SHEET

EPA SAMPLE NO.

E3NR2

Lab Name: MITKEM LABORATORIES Contract: EP-W-05-030  
 Lab Code: MITKEM Case No.: 38897 Mod. Ref No.: \_\_\_\_\_ SDG No.: E3NQ6  
 Matrix: (SOIL/SED/WATER) SOIL Lab Sample ID: H1636-04A  
 Sample wt/vol: 30.3 (g/mL) G Lab File ID: S4D5539.D  
 Extraction: (Type) SONC  
 % Moisture: 43 Decanted: (Y/N) N Date Received: 08/25/2009  
 Concentrated Extract Volume: 500 (uL) Date Extracted: 08/25/2009  
 Injection Volume: 2.0 (uL) GPC Factor: 2.00 Date Analyzed: 08/27/2009  
 GPC Cleanup: (Y/N) Y pH: 6.9 Dilution Factor: 8.0

CAS NO.	COMPOUND	CONCENTRATION UNITS: (ug/L or ug/Kg)	UG/KG	Q
91-20-3	Naphthalene		460	
91-57-6	2-Methylnaphthalene		730	E
208-96-8	Acenaphthylene		530	E
83-32-9	Acenaphthene		1600	E
86-73-7	Fluorene		2400	E
85-01-8	Phenanthrene		17000	E
120-12-7	Anthracene		2600	E
206-44-0	Fluoranthene		23000	E
129-00-0	Pyrene		22000	E
56-55-3	Benzo (a) anthracene		14000	E
218-01-9	Chrysene		12000	E
205-99-2	Benzo (b) fluoranthene		2100	E
207-08-9	Benzo (k) fluoranthene		1500	E
50-32-8	Benzo (a) pyrene		1300	E
193-39-5	Indeno (1, 2, 3-cd) pyrene		770	E
53-70-3	Dibenzo (a, h) anthracene		380	
191-24-2	Benzo (g, h, i) perylene		810	E

PRELIMINARY

1F - FORM I SV-SIM  
SEMIVOLATILE SIM ORGANICS ANALYSIS DATA SHEET

EPA SAMPLE NO.

E3NR3

Lab Name: MITKEM LABORATORIES Contract: EP-W-05-030  
 Lab Code: MITKEM Case No.: 38897 Mod. Ref No.: \_\_\_\_\_ SDG No.: E3NQ6  
 Matrix: (SOIL/SED/WATER) SOIL Lab Sample ID: H1636-05A  
 Sample wt/vol: 30.2 (g/mL) G Lab File ID: S4D5522.D  
 Extraction: (Type) SONC  
 % Moisture: 40 Decanted: (Y/N) N Date Received: 08/25/2009  
 Concentrated Extract Volume: 500 (uL) Date Extracted: 08/25/2009  
 Injection Volume: 2.0 (uL) GPC Factor: 2.00 Date Analyzed: 08/26/2009  
 GPC Cleanup: (Y/N) Y pH: 7.5 Dilution Factor: 8.0

CAS NO.	COMPOUND	CONCENTRATION UNITS:		Q
		(ug/L or ug/Kg)	UG/KG	
91-20-3	Naphthalene		200	
91-57-6	2-Methylnaphthalene		250	
208-96-8	Acenaphthylene		180	
83-32-9	Acenaphthene		530	E
86-73-7	Fluorene		730	E
85-01-8	Phenanthrene		7000	E
120-12-7	Anthracene		1100	E
206-44-0	Fluoranthene		9300	E
129-00-0	Pyrene		7500	E
56-55-3	Benzo(a)anthracene		4000	E
218-01-9	Chrysene		4300	E
205-99-2	Benzo(b)fluoranthene		4800	E
207-08-9	Benzo(k)fluoranthene		2400	E
50-32-8	Benzo(a)pyrene		3000	E
193-39-5	Indeno(1,2,3-cd)pyrene		2100	E
53-70-3	Dibenzo(a,h)anthracene		880	E
191-24-2	Benzo(g,h,i)perylene		2300	E

PRELIMINARY

1F - FORM I SV-SIM  
SEMIVOLATILE SIM ORGANICS ANALYSIS DATA SHEET

EPA SAMPLE NO.

E3NR4

Lab Name: MITKEM LABORATORIES Contract: EP-W-05-030  
 Lab Code: MITKEM Case No.: 38897 Mod. Ref No.: \_\_\_\_\_ SDG No.: E3NQ6  
 Matrix: (SOIL/SED/WATER) SOIL Lab Sample ID: H1636-06A  
 Sample wt/vol: 30.0 (g/mL) G Lab File ID: S4D5523.D  
 Extraction: (Type) SONC  
 % Moisture: 43 Decanted: (Y/N) N Date Received: 08/25/2009  
 Concentrated Extract Volume: 500 (uL) Date Extracted: 08/25/2009  
 Injection Volume: 2.0 (uL) GPC Factor: 2.00 Date Analyzed: 08/26/2009  
 GPC Cleanup: (Y/N) Y pH: 7.4 Dilution Factor: 8.0

CAS NO.	COMPOUND	CONCENTRATION UNITS:	
		(ug/L or ug/Kg)	UG/KG
91-20-3	Naphthalene	730	E
91-57-6	2-Methylnaphthalene	530	E
208-96-8	Acenaphthylene	340	
83-32-9	Acenaphthene	1100	E
86-73-7	Fluorene	1500	E
85-01-8	Phenanthrene	10000	E
120-12-7	Anthracene	1700	E
206-44-0	Fluoranthene	13000	E
129-00-0	Pyrene	11000	E
56-55-3	Benzo(a)anthracene	7700	E
218-01-9	Chrysene	7700	E
205-99-2	Benzo(b)fluoranthene	8200	E
207-08-9	Benzo(k)fluoranthene	5200	E
50-32-8	Benzo(a)pyrene	5600	E
193-39-5	Indeno(1,2,3-cd)pyrene	3600	E
53-70-3	Dibenzo(a,h)anthracene	1700	E
191-24-2	Benzo(g,h,i)perylene	4000	E

PRELIMINARY



1F - FORM I SV-SIM  
SEMIVOLATILE SIM ORGANICS ANALYSIS DATA SHEET

EPA SAMPLE NO.

E3NR5

Lab Name: MITKEM LABORATORIES Contract: EP-W-05-030  
 Lab Code: MITKEM Case No.: 38897 Mod. Ref No.:                      SDG No.: E3NQ6  
 Matrix: (SOIL/SED/WATER) SOIL Lab Sample ID: H1636-07A  
 Sample wt/vol: 30.0 (g/mL) G Lab File ID: S4D5524.D  
 Extraction: (Type) SONC  
 % Moisture: 38 Decanted: (Y/N) N Date Received: 08/25/2009  
 Concentrated Extract Volume: 500 (uL) Date Extracted: 08/25/2009  
 Injection Volume: 2.0 (uL) GPC Factor: 2.00 Date Analyzed: 08/26/2009  
 GPC Cleanup: (Y/N) Y pH: 7.4 Dilution Factor: 8.0

CAS NO.	COMPOUND	CONCENTRATION UNITS: <u>UG/KG</u> (ug/L or ug/Kg)	<u>Q</u>
91-20-3	Naphthalene	1100	E
91-57-6	2-Methylnaphthalene	1900	E
208-96-8	Acenaphthylene	310	
83-32-9	Acenaphthene	1700	E
86-73-7	Fluorene	2000	E
85-01-8	Phenanthrene	11000	E
120-12-7	Anthracene	1700	E
206-44-0	Fluoranthene	13000	E
129-00-0	Pyrene	8900	E
56-55-3	Benzo (a) anthracene	6900	E
218-01-9	Chrysene	6200	E
205-99-2	Benzo (b) fluoranthene	7100	E
207-08-9	Benzo (k) fluoranthene	3900	E
50-32-8	Benzo (a) pyrene	4600	E
193-39-5	Indeno (1,2,3-cd) pyrene	2700	E
53-70-3	Dibenzo (a,h) anthracene	1400	E
191-24-2	Benzo (g,h,i) perylene	2600	E

PRELIMINARY

1F - FORM I SV-SIM  
SEMIVOLATILE SIM ORGANICS ANALYSIS DATA SHEET

EPA SAMPLE NO.

E3NR6

Lab Name: MITKEM LABORATORIES Contract: EP-W-05-030  
 Lab Code: MITKEM Case No.: 38897 Mod. Ref No.: \_\_\_\_\_ SDG No.: E3NQ6  
 Matrix: (SOIL/SED/WATER) SOIL Lab Sample ID: H1636-08A  
 Sample wt/vol: 30.3 (g/mL) G Lab File ID: S4D5525.D  
 Extraction: (Type) SONC  
 % Moisture: 40 Decanted: (Y/N) N Date Received: 08/25/2009  
 Concentrated Extract Volume: 500 (uL) Date Extracted: 08/25/2009  
 Injection Volume: 2.0 (uL) GPC Factor: 2.00 Date Analyzed: 08/26/2009  
 GPC Cleanup: (Y/N) Y pH: 7.5 Dilution Factor: 8.0

CAS NO.	COMPOUND	CONCENTRATION UNITS:	
		(ug/L or ug/Kg)	UG/KG
91-20-3	Naphthalene	450	E
91-57-6	2-Methylnaphthalene	340	
208-96-8	Acenaphthylene	230	
83-32-9	Acenaphthene	650	E
86-73-7	Fluorene	840	E
85-01-8	Phenanthrene	7500	E
120-12-7	Anthracene	1100	E
206-44-0	Fluoranthene	9900	E
129-00-0	Pyrene	7100	E
56-55-3	Benzo(a)anthracene	4700	E
218-01-9	Chrysene	4000	E
205-99-2	Benzo(b)fluoranthene	4900	E
207-08-9	Benzo(k)fluoranthene	1800	E
50-32-8	Benzo(a)pyrene	3000	E
193-39-5	Indeno(1,2,3-cd)pyrene	1700	E
53-70-3	Dibenzo(a,h)anthracene	830	E
191-24-2	Benzo(g,h,i)perylene	1700	E

PRELIMINARY

SOM01.2 (6/2007)

1F - FORM I SV-SIM  
SEMIVOLATILE SIM ORGANICS ANALYSIS DATA SHEET

EPA SAMPLE NO.

E3NR7

Lab Name: MITKEM LABORATORIES Contract: EP-W-05-030  
 Lab Code: MITKEM Case No.: 38897 Mod. Ref No.: \_\_\_\_\_ SDG No.: E3NQ6  
 Matrix: (SOIL/SED/WATER) SOIL Lab Sample ID: H1636-09A  
 Sample wt/vol: 30.4 (g/mL) G Lab File ID: S4D5541.D  
 Extraction: (Type) SONC  
 % Moisture: 32 Decanted: (Y/N) N Date Received: 08/25/2009  
 Concentrated Extract Volume: 500 (uL) Date Extracted: 08/25/2009  
 Injection Volume: 2.0 (uL) GPC Factor: 2.00 Date Analyzed: 08/27/2009  
 GPC Cleanup: (Y/N) Y pH: 7.8 Dilution Factor: 1.0

CAS NO.	COMPOUND	CONCENTRATION UNITS:		Q
		(ug/L or ug/Kg)	UG/KG	
91-20-3	Naphthalene		5.7	
91-57-6	2-Methylnaphthalene		4.8	U
208-96-8	Acenaphthylene		4.8	U
83-32-9	Acenaphthene		4.8	U
86-73-7	Fluorene		4.8	U
85-01-8	Phenanthrene		19	
120-12-7	Anthracene		4.8	U
206-44-0	Fluoranthene		16	
129-00-0	Pyrene		14	
56-55-3	Benzo(a)anthracene		4.8	U
218-01-9	Chrysene		7.9	
205-99-2	Benzo(b)fluoranthene		4.8	U
207-08-9	Benzo(k)fluoranthene		4.8	U
50-32-8	Benzo(a)pyrene		4.8	U
193-39-5	Indeno(1,2,3-cd)pyrene		4.8	U
53-70-3	Dibenzo(a,h)anthracene		4.8	U
191-24-2	Benzo(g,h,i)perylene		4.8	U

PRELIMINARY

1F - FORM I SV-SIM  
SEMIVOLATILE SIM ORGANICS ANALYSIS DATA SHEET

EPA SAMPLE NO.

E3NR8

Lab Name: MITKEM LABORATORIES Contract: EP-W-05-030  
 Lab Code: MITKEM Case No.: 38897 Mod. Ref No.: \_\_\_\_\_ SDG No.: E3NQ6  
 Matrix: (SOIL/SED/WATER) SOIL Lab Sample ID: H1636-10A  
 Sample wt/vol: 30.0 (g/mL) G Lab File ID: S4D5526.D  
 Extraction: (Type) SONC  
 % Moisture: 45 Decanted: (Y/N) N Date Received: 08/25/2009  
 Concentrated Extract Volume: 500 (uL) Date Extracted: 08/25/2009  
 Injection Volume: 2.0 (uL) GPC Factor: 2.00 Date Analyzed: 08/26/2009  
 GPC Cleanup: (Y/N) Y pH: 6.8 Dilution Factor: 8.0

CAS NO.	COMPOUND	CONCENTRATION UNITS:	
		(ug/L or ug/Kg)	UG/KG
91-20-3	Naphthalene	1300	E
91-57-6	2-Methylnaphthalene	520	E
208-96-8	Acenaphthylene	370	
83-32-9	Acenaphthene	830	E
86-73-7	Fluorene	1000	E
85-01-8	Phenanthrene	9000	E
120-12-7	Anthracene	1200	E
206-44-0	Fluoranthene	13000	E
129-00-0	Pyrene	9200	E
56-55-3	Benzo(a)anthracene	5800	E
218-01-9	Chrysene	5900	E
205-99-2	Benzo(b)fluoranthene	6100	E
207-08-9	Benzo(k)fluoranthene	4000	E
50-32-8	Benzo(a)pyrene	4200	E
193-39-5	Indeno(1,2,3-cd)pyrene	2700	E
53-70-3	Dibenzo(a,h)anthracene	1200	E
191-24-2	Benzo(g,h,i)perylene	2500	E

PRELIMINARY

1F - FORM I SV-SIM  
SEMIVOLATILE SIM ORGANICS ANALYSIS DATA SHEET

EPA SAMPLE NO.

E3NR9

Lab Name: MITKEM LABORATORIES Contract: EP-W-05-030  
 Lab Code: MITKEM Case No.: 38897 Mod. Ref No.: \_\_\_\_\_ SDG No.: E3NQ6  
 Matrix: (SOIL/SED/WATER) SOIL Lab Sample ID: H1636-11A  
 Sample wt/vol: 30.0 (g/mL) G Lab File ID: S4D5527.D  
 Extraction: (Type) SONC  
 % Moisture: 42 Decanted: (Y/N) N Date Received: 08/25/2009  
 Concentrated Extract Volume: 500 (uL) Date Extracted: 08/25/2009  
 Injection Volume: 2.0 (uL) GPC Factor: 2.00 Date Analyzed: 08/26/2009  
 GPC Cleanup: (Y/N) Y pH: 7.0 Dilution Factor: 8.0

CAS NO.	COMPOUND	CONCENTRATION UNITS: (ug/L or ug/Kg)	UG/KG	Q
91-20-3	Naphthalene		710	E
91-57-6	2-Methylnaphthalene		420	
208-96-8	Acenaphthylene		300	
83-32-9	Acenaphthene		820	E
86-73-7	Fluorene		1000	E
85-01-8	Phenanthrene		9800	E
120-12-7	Anthracene		1400	E
206-44-0	Fluoranthene		13000	E
129-00-0	Pyrene		10000	E
56-55-3	Benzo(a)anthracene		6300	E
218-01-9	Chrysene		6200	E
205-99-2	Benzo(b)fluoranthene		6800	E
207-08-9	Benzo(k)fluoranthene		4100	E
50-32-8	Benzo(a)pyrene		4500	E
193-39-5	Indeno(1,2,3-cd)pyrene		2700	E
53-70-3	Dibenzo(a,h)anthracene		1300	E
191-24-2	Benzo(g,h,i)perylene		1100	E

PRELIMINARY

1F - FORM I SV-SIM  
SEMIVOLATILE SIM ORGANICS ANALYSIS DATA SHEET

EPA SAMPLE NO.

E3NS0

Lab Name: MITKEM LABORATORIES Contract: EP-W-05-030  
 Lab Code: MITKEM Case No.: 38897 Mod. Ref No.: \_\_\_\_\_ SDG No.: E3NQ6  
 Matrix: (SOIL/SED/WATER) SOIL Lab Sample ID: H1636-12A  
 Sample wt/vol: 30.2 (g/mL) G Lab File ID: S4D5528.D  
 Extraction: (Type) SONC  
 % Moisture: 40 Decanted: (Y/N) N Date Received: 08/25/2009  
 Concentrated Extract Volume: 500 (uL) Date Extracted: 08/25/2009  
 Injection Volume: 2.0 (uL) GPC Factor: 2.00 Date Analyzed: 08/26/2009  
 GPC Cleanup: (Y/N) Y pH: 7.2 Dilution Factor: 8.0

CAS NO.	COMPOUND	CONCENTRATION UNITS:		Q
		(ug/L or ug/Kg)	UG/KG	
91-20-3	Naphthalene		330	
91-57-6	2-Methylnaphthalene		240	
208-96-8	Acenaphthylene		190	
83-32-9	Acenaphthene		660	E
86-73-7	Fluorene		840	E
85-01-8	Phenanthrene		7400	E
120-12-7	Anthracene		1100	E
206-44-0	Fluoranthene		11000	E
129-00-0	Pyrene		7900	E
56-55-3	Benzo (a) anthracene		4500	E
218-01-9	Chrysene		5000	E
205-99-2	Benzo (b) fluoranthene		5600	E
207-08-9	Benzo (k) fluoranthene		2000	E
50-32-8	Benzo (a) pyrene		3200	E
193-39-5	Indeno (1, 2, 3-cd) pyrene		1700	E
53-70-3	Dibenzo (a, h) anthracene		870	E
191-24-2	Benzo (g, h, i) perylene		1600	E

PRELIMINARY

SOM01.2 (6/2007)

1F - FORM I SV-SIM  
SEMIVOLATILE SIM ORGANICS ANALYSIS DATA SHEET

EPA SAMPLE NO.

E3NS1

Lab Name: MITKEM LABORATORIES Contract: EP-W-05-030  
 Lab Code: MITKEM Case No.: 38897 Mod. Ref No.: \_\_\_\_\_ SDG No.: E3NQ6  
 Matrix: (SOIL/SED/WATER) SOIL Lab Sample ID: H1636-13A  
 Sample wt/vol: 30.0 (g/mL) G Lab File ID: S4D5529.D  
 Extraction: (Type) SONC  
 % Moisture: 39 Decanted: (Y/N) N Date Received: 08/25/2009  
 Concentrated Extract Volume: 500 (uL) Date Extracted: 08/25/2009  
 Injection Volume: 2.0 (uL) GPC Factor: 2.00 Date Analyzed: 08/26/2009  
 GPC Cleanup: (Y/N) Y pH: 7.5 Dilution Factor: 8.0

CAS NO.	COMPOUND	CONCENTRATION UNITS: (ug/L or ug/Kg)	UG/KG	Q
91-20-3	Naphthalene		340	
91-57-6	2-Methylnaphthalene		250	
208-96-8	Acenaphthylene		240	
83-32-9	Acenaphthene		740	E
86-73-7	Fluorene		960	E
85-01-8	Phenanthrene		8900	E
120-12-7	Anthracene		1300	E
206-44-0	Fluoranthene		13000	E
129-00-0	Pyrene		9100	E
56-55-3	Benzo(a)anthracene		5900	E
218-01-9	Chrysene		5200	E
205-99-2	Benzo(b)fluoranthene		6100	E
207-08-9	Benzo(k)fluoranthene		2400	E
50-32-8	Benzo(a)pyrene		3600	E
193-39-5	Indeno(1,2,3-cd)pyrene		1800	E
53-70-3	Dibenzo(a,h)anthracene		920	E
191-24-2	Benzo(g,h,i)perylene		1600	E

PRELIMINARY

1F - FORM I SV-SIM  
SEMIVOLATILE SIM ORGANICS ANALYSIS DATA SHEET

EPA SAMPLE NO.

E3NS2

Lab Name: MITKEM LABORATORIES Contract: EP-W-05-030  
 Lab Code: MITKEM Case No.: 38897 Mod. Ref No.: \_\_\_\_\_ SDG No.: E3NQ6  
 Matrix: (SOIL/SED/WATER) SOIL Lab Sample ID: H1636-14A  
 Sample wt/vol: 30.1 (g/mL) G Lab File ID: S4D5530.D  
 Extraction: (Type) SONC  
 % Moisture: 37 Decanted: (Y/N) N Date Received: 08/25/2009  
 Concentrated Extract Volume: 500 (uL) Date Extracted: 08/25/2009  
 Injection Volume: 2.0 (uL) GPC Factor: 2.00 Date Analyzed: 08/26/2009  
 GPC Cleanup: (Y/N) Y pH: 7.4 Dilution Factor: 8.0

CAS NO.	COMPOUND	CONCENTRATION UNITS: (ug/L or ug/Kg)	UG/KG	Q
91-20-3	Naphthalene		240	
91-57-6	2-Methylnaphthalene		200	
208-96-8	Acenaphthylene		160	
83-32-9	Acenaphthene		510	E
86-73-7	Fluorene		630	E
85-01-8	Phenanthrene		6000	E
120-12-7	Anthracene		820	E
206-44-0	Fluoranthene		8500	E
129-00-0	Pyrene		6100	E
56-55-3	Benzo(a)anthracene		3400	E
218-01-9	Chrysene		3300	E
205-99-2	Benzo(b)fluoranthene		3700	E
207-08-9	Benzo(k)fluoranthene		1700	E
50-32-8	Benzo(a)pyrene		2300	E
193-39-5	Indeno(1,2,3-cd)pyrene		1200	E
53-70-3	Dibenzo(a,h)anthracene		600	E
191-24-2	Benzo(g,h,i)perylene		1300	E

PRELIMINARY



1F - FORM I SV-SIM  
SEMIVOLATILE SIM ORGANICS ANALYSIS DATA SHEET

EPA SAMPLE NO.

E3NS3

Lab Name: MITKEM LABORATORIES Contract: EP-W-05-030  
 Lab Code: MITKEM Case No.: 38897 Mod. Ref No.: \_\_\_\_\_ SDG No.: E3NQ6  
 Matrix: (SOIL/SED/WATER) SOIL Lab Sample ID: H1636-15A  
 Sample wt/vol: 30.3 (g/mL) G Lab File ID: S4D5531.D  
 Extraction: (Type) SONC  
 % Moisture: 36 Decanted: (Y/N) N Date Received: 08/25/2009  
 Concentrated Extract Volume: 500 (uL) Date Extracted: 08/25/2009  
 Injection Volume: 2.0 (uL) GPC Factor: 2.00 Date Analyzed: 08/27/2009  
 GPC Cleanup: (Y/N) Y pH: 7.4 Dilution Factor: 8.0

CAS NO.	COMPOUND	CONCENTRATION UNITS:	
		(ug/L or ug/Kg)	UG/KG
91-20-3	Naphthalene	310	Q
91-57-6	2-Methylnaphthalene	170	
208-96-8	Acenaphthylene	130	
83-32-9	Acenaphthene	480	E
86-73-7	Fluorene	620	E
85-01-8	Phenanthrene	6400	E
120-12-7	Anthracene	860	E
206-44-0	Fluoranthene	9500	E
129-00-0	Pyrene	6900	E
56-55-3	Benzo (a) anthracene	3800	E
218-01-9	Chrysene	4300	E
205-99-2	Benzo (b) fluoranthene	4300	E
207-08-9	Benzo (k) fluoranthene	2600	E
50-32-8	Benzo (a) pyrene	2800	E
193-39-5	Indeno (1, 2, 3-cd) pyrene	1500	E
53-70-3	Dibenzo (a, h) anthracene	750	E
191-24-2	Benzo (g, h, i) perylene	1500	E

PRELIMINARY

1F - FORM I SV-SIM  
SEMIVOLATILE SIM ORGANICS ANALYSIS DATA SHEET

EPA SAMPLE NO.

E3NS4

Lab Name: MITKEM LABORATORIES Contract: EP-W-05-030  
 Lab Code: MITKEM Case No.: 38897 Mod. Ref No.: \_\_\_\_\_ SDG No.: E3NQ6  
 Matrix: (SOIL/SED/WATER) SOIL Lab Sample ID: H1636-16A  
 Sample wt/vol: 30.0 (g/mL) G Lab File ID: S4D5542.D  
 Extraction: (Type) SONC  
 % Moisture: 35 Decanted: (Y/N) N Date Received: 08/25/2009  
 Concentrated Extract Volume: 500 (uL) Date Extracted: 08/25/2009  
 Injection Volume: 2.0 (uL) GPC Factor: 2.00 Date Analyzed: 08/27/2009  
 GPC Cleanup: (Y/N) Y pH: 7.5 Dilution Factor: 1.0

CAS NO.	COMPOUND	CONCENTRATION UNITS:	
		(ug/L or ug/Kg)	UG/KG
91-20-3	Naphthalene	5.1	U
91-57-6	2-Methylnaphthalene	5.1	U
208-96-8	Acenaphthylene	5.1	U
83-32-9	Acenaphthene	5.1	U
86-73-7	Fluorene	5.1	U
85-01-8	Phenanthrene	5.9	
120-12-7	Anthracene	5.1	U
206-44-0	Fluoranthene	11	
129-00-0	Pyrene	9.0	
56-55-3	Benzo(a)anthracene	5.1	U
218-01-9	Chrysene	6.4	
205-99-2	Benzo(b)fluoranthene	5.1	U
207-08-9	Benzo(k)fluoranthene	5.1	U
50-32-8	Benzo(a)pyrene	5.1	U
193-39-5	Indeno(1,2,3-cd)pyrene	5.1	U
53-70-3	Dibenzo(a,h)anthracene	5.1	U
191-24-2	Benzo(g,h,i)perylene	5.1	U

PRELIMINARY

SOM01.2 (6/2007)

1F - FORM I SV-SIM  
SEMIVOLATILE SIM ORGANICS ANALYSIS DATA SHEET

EPA SAMPLE NO.

E3NS5

Lab Name: MITKEM LABORATORIES Contract: EP-W-05-030  
 Lab Code: MITKEM Case No.: 38897 Mod. Ref No.: \_\_\_\_\_ SDG No.: E3NQ6  
 Matrix: (SOIL/SED/WATER) WATER Lab Sample ID: H1636-17A  
 Sample wt/vol: 1000 (g/mL) ML Lab File ID: S5A5672.D  
 Extraction: (Type) CONT  
 % Moisture: \_\_\_\_\_ Decanted: (Y/N) \_\_\_\_\_ Date Received: 08/25/2009  
 Concentrated Extract Volume: 1000 (uL) Date Extracted: 08/25/2009  
 Injection Volume: 2.0 (uL) GPC Factor: 1.00 Date Analyzed: 08/28/2009  
 GPC Cleanup: (Y/N) N pH: \_\_\_\_\_ Dilution Factor: 1.0

CAS NO.	COMPOUND	CONCENTRATION UNITS:		Q
		(ug/L or ug/Kg)	UG/L	
91-20-3	Naphthalene		0.10	U
91-57-6	2-Methylnaphthalene		0.10	U
208-96-8	Acenaphthylene		0.10	U
83-32-9	Acenaphthene		0.10	U
86-73-7	Fluorene		0.10	U
85-01-8	Phenanthrene		0.15	
120-12-7	Anthracene		0.10	U
206-44-0	Fluoranthene		0.23	
129-00-0	Pyrene		0.21	
56-55-3	Benzo(a)anthracene		0.10	U
218-01-9	Chrysene		0.10	U
205-99-2	Benzo(b)fluoranthene		0.10	U
207-08-9	Benzo(k)fluoranthene		0.10	U
50-32-8	Benzo(a)pyrene		0.10	U
193-39-5	Indeno(1,2,3-cd)pyrene		0.10	U
53-70-3	Dibenzo(a,h)anthracene		0.10	U
191-24-2	Benzo(g,h,i)perylene		0.10	U

PRELIMINARY

1F - FORM I SV-SIM  
SEMIVOLATILE SIM ORGANICS ANALYSIS DATA SHEET

EPA SAMPLE NO.

E3NS5RE

Lab Name: MITKEM LABORATORIES Contract: EP-W-05-030  
 Lab Code: MITKEM Case No.: 38897 Mod. Ref No.: \_\_\_\_\_ SDG No.: E3NQ6  
 Matrix: (SOIL/SED/WATER) WATER Lab Sample ID: H1636-17ARA  
 Sample wt/vol: 1000 (g/mL) ML Lab File ID: S5A5675.D  
 Extraction: (Type) CONT  
 % Moisture: \_\_\_\_\_ Decanted: (Y/N) \_\_\_\_\_ Date Received: 08/25/2009  
 Concentrated Extract Volume: 1000 (uL) Date Extracted: 08/25/2009  
 Injection Volume: 2.0 (uL) GPC Factor: 1.00 Date Analyzed: 08/28/2009  
 GPC Cleanup: (Y/N) N pH: \_\_\_\_\_ Dilution Factor: 1.0

CAS NO.	COMPOUND	CONCENTRATION UNITS:	
		(ug/L or ug/Kg)	UG/L
91-20-3	Naphthalene	0.10	U
91-57-6	2-Methylnaphthalene	0.10	U
208-96-8	Acenaphthylene	0.10	U
83-32-9	Acenaphthene	0.10	U
86-73-7	Fluorene	0.10	U
85-01-8	Phenanthrene	0.12	
120-12-7	Anthracene	0.10	U
206-44-0	Fluoranthene	0.19	
129-00-0	Pyrene	0.21	
56-55-3	Benzo(a)anthracene	0.10	U
218-01-9	Chrysene	0.10	U
205-99-2	Benzo(b)fluoranthene	0.10	U
207-08-9	Benzo(k)fluoranthene	0.10	U
50-32-8	Benzo(a)pyrene	0.10	U
193-39-5	Indeno(1,2,3-cd)pyrene	0.10	U
53-70-3	Dibenzo(a,h)anthracene	0.10	U
191-24-2	Benzo(g,h,i)perylene	0.10	U

PRELIMINARY

SOM01.2 (6/2007)

1F - FORM I SV-SIM  
SEMIVOLATILE SIM ORGANICS ANALYSIS DATA SHEET

EPA SAMPLE NO.

E3NS6

Lab Name: MITKEM LABORATORIES Contract: EP-W-05-030  
 Lab Code: MITKEM Case No.: 38897 Mod. Ref No.: \_\_\_\_\_ SDG No.: E3NQ6  
 Matrix: (SOIL/SED/WATER) WATER Lab Sample ID: H1636-18A  
 Sample wt/vol: 1000 (g/mL) ML Lab File ID: S5A5676.D  
 Extraction: (Type) CONT  
 % Moisture: \_\_\_\_\_ Decanted: (Y/N) \_\_\_\_\_ Date Received: 08/25/2009  
 Concentrated Extract Volume: 1000 (uL) Date Extracted: 08/25/2009  
 Injection Volume: 2.0 (uL) GPC Factor: 1.00 Date Analyzed: 08/28/2009  
 GPC Cleanup: (Y/N) N pH: \_\_\_\_\_ Dilution Factor: 1.0

CAS NO.	COMPOUND	CONCENTRATION UNITS:	
		(ug/L or ug/Kg)	UG/L
91-20-3	Naphthalene	0.10	U
91-57-6	2-Methylnaphthalene	0.10	U
208-96-8	Acenaphthylene	0.10	U
83-32-9	Acenaphthene	0.10	U
86-73-7	Fluorene	0.10	U
85-01-8	Phenanthrene	0.10	U
120-12-7	Anthracene	0.10	U
206-44-0	Fluoranthene	0.12	
129-00-0	Pyrene	0.16	
56-55-3	Benzo (a) anthracene	0.10	U
218-01-9	Chrysene	0.10	U
205-99-2	Benzo (b) fluoranthene	0.10	U
207-08-9	Benzo (k) fluoranthene	0.10	U
50-32-8	Benzo (a) pyrene	0.10	U
193-39-5	Indeno (1,2,3-cd) pyrene	0.10	U
53-70-3	Dibenzo (a, h) anthracene	0.10	U
191-24-2	Benzo (g, h, i) perylene	0.10	U

PRELIMINARY

SOM01.2 (6/2007)

1F - FORM I SV-SIM  
SEMIVOLATILE SIM ORGANICS ANALYSIS DATA SHEET

EPA SAMPLE NO.

E3NS7

Lab Name: MITKEM LABORATORIES Contract: EP-W-05-030  
 Lab Code: MITKEM Case No.: 38897 Mod. Ref No.: \_\_\_\_\_ SDG No.: E3NQ6  
 Matrix: (SOIL/SED/WATER) SOIL Lab Sample ID: H1636-03A  
 Sample wt/vol: 30.1 (g/mL) G Lab File ID: S4D5538.D  
 Extraction: (Type) SONC  
 % Moisture: 39 Decanted: (Y/N) N Date Received: 08/25/2009  
 Concentrated Extract Volume: 500 (uL) Date Extracted: 08/25/2009  
 Injection Volume: 2.0 (uL) GPC Factor: 2.00 Date Analyzed: 08/27/2009  
 GPC Cleanup: (Y/N) Y pH: 7.4 Dilution Factor: 8.0

CAS NO.	COMPOUND	CONCENTRATION UNITS:		Q
		(ug/L or ug/Kg)	UG/KG	
91-20-3	Naphthalene		490	E
91-57-6	2-Methylnaphthalene		420	
208-96-8	Acenaphthylene		280	
83-32-9	Acenaphthene		900	E
86-73-7	Fluorene		1300	E
85-01-8	Phenanthrene		13000	E
120-12-7	Anthracene		1900	E
206-44-0	Fluoranthene		19000	E
129-00-0	Pyrene		14000	E
56-55-3	Benzo(a)anthracene		6700	E
218-01-9	Chrysene		7500	E
205-99-2	Benzo(b)fluoranthene		8300	E
207-08-9	Benzo(k)fluoranthene		2800	E
50-32-8	Benzo(a)pyrene		4800	E
193-39-5	Indeno(1,2,3-cd)pyrene		2800	E
53-70-3	Dibenzo(a,h)anthracene		1300	E
191-24-2	Benzo(g,h,i)perylene		3200	E

**PRELIMINARY**

SOM01.2 (6/2007)

1H - FORM I ARO  
 AROCLOR ORGANICS ANALYSIS DATA SHEET

EPA SAMPLE NO.

E3NT3

Lab Name: MITKEM LABORATORIES Contract: EP-W-05-030  
 Lab Code: MITKEM Case No.: 38947 Mod. Ref No.: \_\_\_\_\_ SDG No.: E3NT3  
 Matrix: (SOIL/SED/WATER) SOIL Lab Sample ID: H1698-01A  
 Sample wt/vol: 30.2 (g/mL) G Lab File ID: E3G6173F.D/E3G6173R.D  
 % Moisture: 45 Decanted: (Y/N) N Date Received: 09/02/2009  
 Extraction: (Type) SONC Date Extracted: 09/02/2009  
 Concentrated Extract Volume: 10000 (uL) Date Analyzed: 09/04/2009  
 Injection Volume: 1.0 (uL) GPC Factor: 1.00 Dilution Factor: 1.0  
 GPC Cleanup: (Y/N) N pH: 7.2 Sulfur Cleanup: (Y/N) Y  
 Acid Cleanup: (Y/N) Y

CAS NO.	COMPOUND	CONCENTRATION UNITS: (ug/L or ug/Kg)	UG/KG	Q
12674-11-2	Aroclor-1016		60	U
11104-28-2	Aroclor-1221		60	U
11141-16-5	Aroclor-1232		60	U
53469-21-9	Aroclor-1242		2100	E
12672-29-6	Aroclor-1248		2000	E
11097-69-1	Aroclor-1254		1100	E
11096-82-5	Aroclor-1260		60	U
37324-23-5	Aroclor-1262		60	U
11100-14-4	Aroclor-1268		60	U

**PRELIMINARY**

1H - FORM I ARO  
 AROCLOR ORGANICS ANALYSIS DATA SHEET

EPA SAMPLE NO.

E3NT3DL

Lab Name: MITKEM LABORATORIES Contract: EP-W-05-030  
 Lab Code: MITKEM Case No.: 38947 Mod. Ref No.:                      SDG No.: E3NT3  
 Matrix: (SOIL/SED/WATER) SOIL Lab Sample ID: H1698-01ADL  
 Sample wt/vol: 30.2 (g/mL) G Lab File ID: E3G6195F.D/E3G6195R.D  
 % Moisture: 45 Decanted: (Y/N) N Date Received: 09/02/2009  
 Extraction: (Type) SONC Date Extracted: 09/02/2009  
 Concentrated Extract Volume: 10000 (uL) Date Analyzed: 09/04/2009  
 Injection Volume: 1.0 (uL) GPC Factor: 1.00 Dilution Factor: 8.0  
 GPC Cleanup: (Y/N) N pH: 7.2 Sulfur Cleanup: (Y/N) Y  
 Acid Cleanup: (Y/N) Y

CAS NO.	COMPOUND	CONCENTRATION UNITS:	
		(ug/L or ug/Kg)	UG/KG
12674-11-2	Aroclor-1016	480	U
11104-28-2	Aroclor-1221	480	U
11141-16-5	Aroclor-1232	480	U
53469-21-9	Aroclor-1242	2800	D
12672-29-6	Aroclor-1248	2600	D
11097-69-1	Aroclor-1254	1300	D
11096-82-5	Aroclor-1260	480	U
37324-23-5	Aroclor-1262	480	U
11100-14-4	Aroclor-1268	480	U

**PRELIMINARY**

SOM01.2 (6/2007)



1H - FORM I ARO  
 AROCLOR ORGANICS ANALYSIS DATA SHEET

EPA SAMPLE NO.

E3NT4

Lab Name: MITKEM LABORATORIES Contract: EP-W-05-030  
 Lab Code: MITKEM Case No.: 38947 Mod. Ref No.: \_\_\_\_\_ SDG No.: E3NT3  
 Matrix: (SOIL/SED/WATER) SOIL Lab Sample ID: H1698-13A  
 Sample wt/vol: 30.0 (g/mL) G Lab File ID: E3G6187F.D/E3G6187R.D  
 % Moisture: 43 Decanted: (Y/N) N Date Received: 09/02/2009  
 Extraction: (Type) SONC Date Extracted: 09/02/2009  
 Concentrated Extract Volume: 10000 (uL) Date Analyzed: 09/04/2009  
 Injection Volume: 1.0 (uL) GPC Factor: 1.00 Dilution Factor: 1.0  
 GPC Cleanup: (Y/N) N pH: 7.4 Sulfur Cleanup: (Y/N) Y  
 Acid Cleanup: (Y/N) Y

CAS NO.	COMPOUND	CONCENTRATION UNITS:	
		(ug/L or ug/Kg)	UG/KG
12674-11-2	Aroclor-1016	58	U
11104-28-2	Aroclor-1221	58	U
11141-16-5	Aroclor-1232	58	U
53469-21-9	Aroclor-1242	58	U
12672-29-6	Aroclor-1248	110	
11097-69-1	Aroclor-1254	58	U
11096-82-5	Aroclor-1260	58	U
37324-23-5	Aroclor-1262	58	U
11100-14-4	Aroclor-1268	58	U

**PRELIMINARY**

1H - FORM I ARO  
 AROCLOR ORGANICS ANALYSIS DATA SHEET

EPA SAMPLE NO.

E3NT5

Lab Name: MITKEM LABORATORIES Contract: EP-W-05-030  
 Lab Code: MITKEM Case No.: 38947 Mod. Ref No.: \_\_\_\_\_ SDG No.: E3NT3  
 Matrix: (SOIL/SED/WATER) SOIL Lab Sample ID: H1698-14A  
 Sample wt/vol: 30.0 (g/mL) G Lab File ID: E3G6188F.D/E3G6188R.D  
 % Moisture: 42 Decanted: (Y/N) N Date Received: 09/02/2009  
 Extraction: (Type) SONC Date Extracted: 09/02/2009  
 Concentrated Extract Volume: 10000 (uL) Date Analyzed: 09/04/2009  
 Injection Volume: 1.0 (uL) GPC Factor: 1.00 Dilution Factor: 1.0  
 GPC Cleanup: (Y/N) N pH: 7.6 Sulfur Cleanup: (Y/N) Y  
 Acid Cleanup: (Y/N) Y

CAS NO.	COMPOUND	CONCENTRATION UNITS:	
		(ug/L or ug/Kg)	UG/KG
12674-11-2	Aroclor-1016	57	U
11104-28-2	Aroclor-1221	57	U
11141-16-5	Aroclor-1232	57	U
53469-21-9	Aroclor-1242	57	U
12672-29-6	Aroclor-1248	57	U
11097-69-1	Aroclor-1254	57	U
11096-82-5	Aroclor-1260	57	U
37324-23-5	Aroclor-1262	57	U
11100-14-4	Aroclor-1268	57	U

**PRELIMINARY**

SOM01.2 (6/2007)

1H - FORM I ARO  
 AROCLOR ORGANICS ANALYSIS DATA SHEET

EPA SAMPLE NO.

E3NT6

Lab Name: MITKEM LABORATORIES Contract: EP-W-05-030  
 Lab Code: MITKEM Case No.: 38947 Mod. Ref No.: \_\_\_\_\_ SDG No.: E3NT3  
 Matrix: (SOIL/SED/WATER) SOIL Lab Sample ID: H1698-15A  
 Sample wt/vol: 30.5 (g/mL) G Lab File ID: E3G6189F.D/E3G6189R.D  
 % Moisture: 44 Decanted: (Y/N) N Date Received: 09/02/2009  
 Extraction: (Type) SONC Date Extracted: 09/02/2009  
 Concentrated Extract Volume: 10000 (uL) Date Analyzed: 09/04/2009  
 Injection Volume: 1.0 (uL) GPC Factor: 1.00 Dilution Factor: 1.0  
 GPC Cleanup: (Y/N) N pH: 7.8 Sulfur Cleanup: (Y/N) Y  
 Acid Cleanup: (Y/N) Y

CAS NO.	COMPOUND	CONCENTRATION UNITS:	
		(ug/L or ug/Kg)	UG/KG
12674-11-2	Aroclor-1016	58	U
11104-28-2	Aroclor-1221	58	U
11141-16-5	Aroclor-1232	58	U
53469-21-9	Aroclor-1242	58	U
12672-29-6	Aroclor-1248	58	U
11097-69-1	Aroclor-1254	58	U
11096-82-5	Aroclor-1260	58	U
37324-23-5	Aroclor-1262	58	U
11100-14-4	Aroclor-1268	58	U

**PRELIMINARY**

1H - FORM I ARO  
 AROCLOR ORGANICS ANALYSIS DATA SHEET

EPA SAMPLE NO.

E3NT7

Lab Name: MITKEM LABORATORIES Contract: EP-W-05-030  
 Lab Code: MITKEM Case No.: 38947 Mod. Ref No.: \_\_\_\_\_ SDG No.: E3NT3  
 Matrix: (SOIL/SED/WATER) SOIL Lab Sample ID: H1698-16A  
 Sample wt/vol: 30.1 (g/mL) G Lab File ID: E3G6190F.D/E3G6190R.D  
 % Moisture: 40 Decanted: (Y/N) N Date Received: 09/02/2009  
 Extraction: (Type) SONC Date Extracted: 09/02/2009  
 Concentrated Extract Volume: 10000 (uL) Date Analyzed: 09/04/2009  
 Injection Volume: 1.0 (uL) GPC Factor: 1.00 Dilution Factor: 1.0  
 GPC Cleanup: (Y/N) N pH: 7.9 Sulfur Cleanup: (Y/N) Y  
 Acid Cleanup: (Y/N) Y

CAS NO.	COMPOUND	CONCENTRATION UNITS:		Q
		(ug/L or ug/Kg)	UG/KG	
12674-11-2	Aroclor-1016		55	U
11104-28-2	Aroclor-1221		55	U
11141-16-5	Aroclor-1232		55	U
53469-21-9	Aroclor-1242		55	U
12672-29-6	Aroclor-1248		55	U
11097-69-1	Aroclor-1254		55	U
11096-82-5	Aroclor-1260		55	U
37324-23-5	Aroclor-1262		55	U
11100-14-4	Aroclor-1268		55	U

**PRELIMINARY**

SOM01.2 (6/2007)

1H - FORM I ARO  
 AROCLOR ORGANICS ANALYSIS DATA SHEET

EPA SAMPLE NO.

E3NT8

Lab Name: MITKEM LABORATORIES Contract: EP-W-05-030  
 Lab Code: MITKEM Case No.: 38947 Mod. Ref No.: SDG No.: E3NT3  
 Matrix: (SOIL/SED/WATER) SOIL Lab Sample ID: H1698-17A  
 Sample wt/vol: 30.5 (g/mL) G Lab File ID: E3G6191F.D/E3G6191R.D  
 % Moisture: 40 Decanted: (Y/N) N Date Received: 09/02/2009  
 Extraction: (Type) SONC Date Extracted: 09/02/2009  
 Concentrated Extract Volume: 10000 (uL) Date Analyzed: 09/04/2009  
 Injection Volume: 1.0 (uL) GPC Factor: 1.00 Dilution Factor: 1.0  
 GPC Cleanup: (Y/N) N pH: 7.8 Sulfur Cleanup: (Y/N) Y  
 Acid Cleanup: (Y/N) Y

CAS NO.	COMPOUND	CONCENTRATION UNITS: (ug/L or ug/Kg)	UG/KG	Q
12674-11-2	Aroclor-1016		54	U
11104-28-2	Aroclor-1221		54	U
11141-16-5	Aroclor-1232		54	U
53469-21-9	Aroclor-1242		54	U
12672-29-6	Aroclor-1248		54	U
11097-69-1	Aroclor-1254		54	U
11096-82-5	Aroclor-1260		54	U
37324-23-5	Aroclor-1262		54	U
11100-14-4	Aroclor-1268		54	U

**PRELIMINARY**

1H - FORM I ARO  
 AROCLOR ORGANICS ANALYSIS DATA SHEET

EPA SAMPLE NO.

E3NT9

Lab Name: MITKEM LABORATORIES Contract: EP-W-05-030  
 Lab Code: MITKEM Case No.: 38947 Mod. Ref No.: \_\_\_\_\_ SDG No.: E3NT3  
 Matrix: (SOIL/SED/WATER) SOIL Lab Sample ID: H1698-18A  
 Sample wt/vol: 30.0 (g/mL) G Lab File ID: E3G6192F.D/E3G6192R.D  
 % Moisture: 38 Decanted: (Y/N) N Date Received: 09/02/2009  
 Extraction: (Type) SONC Date Extracted: 09/02/2009  
 Concentrated Extract Volume: 10000 (uL) Date Analyzed: 09/04/2009  
 Injection Volume: 1.0 (uL) GPC Factor: 1.00 Dilution Factor: 1.0  
 GPC Cleanup: (Y/N) N pH: 7.9 Sulfur Cleanup: (Y/N) Y  
 Acid Cleanup: (Y/N) Y

CAS NO.	COMPOUND	CONCENTRATION UNITS: <u>UG/KG</u> (ug/L or ug/Kg)	<u>Q</u>
12674-11-2	Aroclor-1016	53	U
11104-28-2	Aroclor-1221	53	U
11141-16-5	Aroclor-1232	53	U
53469-21-9	Aroclor-1242	53	U
12672-29-6	Aroclor-1248	53	U
11097-69-1	Aroclor-1254	53	U
11096-82-5	Aroclor-1260	53	U
37324-23-5	Aroclor-1262	53	U
11100-14-4	Aroclor-1268	53	U

**PRELIMINARY**

1H - FORM I ARO  
 AROCLOR ORGANICS ANALYSIS DATA SHEET

EPA SAMPLE NO.

E3NW0

Lab Name: MITKEM LABORATORIES Contract: EP-W-05-030  
 Lab Code: MITKEM Case No.: 38947 Mod. Ref No.: \_\_\_\_\_ SDG No.: E3NT3  
 Matrix: (SOIL/SED/WATER) SOIL Lab Sample ID: H1698-19A  
 Sample wt/vol: 30.0 (g/mL) G Lab File ID: E3G6193F.D/E3G6193R.D  
 % Moisture: 45 Decanted: (Y/N) N Date Received: 09/02/2009  
 Extraction: (Type) SONC Date Extracted: 09/02/2009  
 Concentrated Extract Volume: 10000 (uL) Date Analyzed: 09/04/2009  
 Injection Volume: 1.0 (uL) GPC Factor: 1.00 Dilution Factor: 1.0  
 GPC Cleanup: (Y/N) N pH: 7.3 Sulfur Cleanup: (Y/N) Y  
 Acid Cleanup: (Y/N) Y

CAS NO.	COMPOUND	CONCENTRATION UNITS: UG/KG	
		(ug/L or ug/Kg)	Q
12674-11-2	Aroclor-1016	60	U
11104-28-2	Aroclor-1221	60	U
11141-16-5	Aroclor-1232	60	U
53469-21-9	Aroclor-1242	60	U
12672-29-6	Aroclor-1248	60	U
11097-69-1	Aroclor-1254	79	
11096-82-5	Aroclor-1260	60	U
37324-23-5	Aroclor-1262	60	U
11100-14-4	Aroclor-1268	60	U

**PRELIMINARY**

1H - FORM I ARO  
 AROCLOR ORGANICS ANALYSIS DATA SHEET

EPA SAMPLE NO.

E3NW1

Lab Name: MITKEM LABORATORIES Contract: EP-W-05-030  
 Lab Code: MITKEM Case No.: 38947 Mod. Ref No.: SDG No.: E3NT3  
 Matrix: (SOIL/SED/WATER) SOIL Lab Sample ID: H1698-20A  
 Sample wt/vol: 30.5 (g/mL) G Lab File ID: E3G6194F.D/E3G6194R.D  
 % Moisture: 38 Decanted: (Y/N) N Date Received: 09/02/2009  
 Extraction: (Type) SONC Date Extracted: 09/02/2009  
 Concentrated Extract Volume: 10000 (uL) Date Analyzed: 09/04/2009  
 Injection Volume: 1.0 (uL) GPC Factor: 1.00 Dilution Factor: 1.0  
 GPC Cleanup: (Y/N) N pH: 7.2 Sulfur Cleanup: (Y/N) Y  
 Acid Cleanup: (Y/N) Y

CAS NO.	COMPOUND	CONCENTRATION UNITS:	
		(ug/L or ug/Kg)	UG/KG
12674-11-2	Aroclor-1016	52	U
11104-28-2	Aroclor-1221	52	U
11141-16-5	Aroclor-1232	52	U
53469-21-9	Aroclor-1242	52	U
12672-29-6	Aroclor-1248	52	U
11097-69-1	Aroclor-1254	52	U
11096-82-5	Aroclor-1260	52	U
37324-23-5	Aroclor-1262	52	U
11100-14-4	Aroclor-1268	52	U

**PRELIMINARY**



1H - FORM I ARO  
 AROCLOR ORGANICS ANALYSIS DATA SHEET

EPA SAMPLE NO.

E3NW6

Lab Name: MITKEM LABORATORIES Contract: EP-W-05-030  
 Lab Code: MITKEM Case No.: 38947 Mod. Ref No.: \_\_\_\_\_ SDG No.: E3NT3  
 Matrix: (SOIL/SED/WATER) SOIL Lab Sample ID: H1698-02A  
 Sample wt/vol: 30.5 (g/mL) G Lab File ID: E3G6200F.D/E3G6200R.D  
 % Moisture: 36 Decanted: (Y/N) N Date Received: 09/02/2009  
 Extraction: (Type) SONC Date Extracted: 09/02/2009  
 Concentrated Extract Volume: 10000 (uL) Date Analyzed: 09/04/2009  
 Injection Volume: 1.0 (uL) GPC Factor: 1.00 Dilution Factor: 2.0  
 GPC Cleanup: (Y/N) N pH: 7.3 Sulfur Cleanup: (Y/N) Y  
 Acid Cleanup: (Y/N) Y

CAS NO.	COMPOUND	CONCENTRATION UNITS:	
		ug/L or ug/Kg	UG/KG
12674-11-2	Aroclor-1016	100	U
11104-28-2	Aroclor-1221	100	U
11141-16-5	Aroclor-1232	100	U
53469-21-9	Aroclor-1242	100	U
12672-29-6	Aroclor-1248	4900	EC
11097-69-1	Aroclor-1254	2800	E
11096-82-5	Aroclor-1260	100	U
37324-23-5	Aroclor-1262	100	U
11100-14-4	Aroclor-1268	100	U

**PRELIMINARY**

1H - FORM I ARO  
 AROCLOR ORGANICS ANALYSIS DATA SHEET

EPA SAMPLE NO.

E3NW6DL

Lab Name: MITKEM LABORATORIES Contract: EP-W-05-030  
 Lab Code: MITKEM Case No.: 38947 Mod. Ref No.:                      SDG No.: E3NT3  
 Matrix: (SOIL/SED/WATER) SOIL Lab Sample ID: H1698-02ADL  
 Sample wt/vol: 30.5 (g/mL) G Lab File ID: E3G6197F.D/E3G6197R.D  
 % Moisture: 36 Decanted: (Y/N) N Date Received: 09/02/2009  
 Extraction: (Type) SONC Date Extracted: 09/02/2009  
 Concentrated Extract Volume: 10000 (uL) Date Analyzed: 09/04/2009  
 Injection Volume: 1.0 (uL) GPC Factor: 1.00 Dilution Factor: 20.0  
 GPC Cleanup: (Y/N) N pH: 7.3 Sulfur Cleanup: (Y/N) Y  
 Acid Cleanup: (Y/N) Y

CAS NO.	COMPOUND	CONCENTRATION UNITS: <u>UG/KG</u> (ug/L or ug/Kg)	<u>Q</u>
12674-11-2	Aroclor-1016	1000	U
11104-28-2	Aroclor-1221	1000	U
11141-16-5	Aroclor-1232	1000	U
53469-21-9	Aroclor-1242	1000	U
12672-29-6	Aroclor-1248	6000	DC
11097-69-1	Aroclor-1254	3400	D
11096-82-5	Aroclor-1260	1000	U
37324-23-5	Aroclor-1262	1000	U
11100-14-4	Aroclor-1268	1000	U

**PRELIMINARY**

1H - FORM I ARO  
 AROCLOR ORGANICS ANALYSIS DATA SHEET

EPA SAMPLE NO.

E3NW7

Lab Name: MITKEM LABORATORIES Contract: EP-W-05-030  
 Lab Code: MITKEM Case No.: 38947 Mod. Ref No.: SDG No.: E3NT3  
 Matrix: (SOIL/SED/WATER) SOIL Lab Sample ID: H1698-03A  
 Sample wt/vol: 30.3 (g/mL) G Lab File ID: E3G6201F.D/E3G6201R.D  
 % Moisture: 40 Decanted: (Y/N) N Date Received: 09/02/2009  
 Extraction: (Type) SONC Date Extracted: 09/02/2009  
 Concentrated Extract Volume: 10000 (uL) Date Analyzed: 09/04/2009  
 Injection Volume: 1.0 (uL) GPC Factor: 1.00 Dilution Factor: 3.0  
 GPC Cleanup: (Y/N) N pH: 7.1 Sulfur Cleanup: (Y/N) Y  
 Acid Cleanup: (Y/N) Y

CAS NO.	COMPOUND	CONCENTRATION UNITS: <u>UG/KG</u> (ug/L or ug/Kg)	<u>Q</u>
12674-11-2	Aroclor-1016	160	U
11104-28-2	Aroclor-1221	160	U
11141-16-5	Aroclor-1232	160	U
53469-21-9	Aroclor-1242	160	U
12672-29-6	Aroclor-1248	9100	EC
11097-69-1	Aroclor-1254	5600	EC
11096-82-5	Aroclor-1260	160	U
37324-23-5	Aroclor-1262	160	U
11100-14-4	Aroclor-1268	160	U

**PRELIMINARY**

1H - FORM I ARO  
 AROCLOR ORGANICS ANALYSIS DATA SHEET

EPA SAMPLE NO.

E3NW7DL

Lab Name: MITKEM LABORATORIES Contract: EP-W-05-030  
 Lab Code: MITKEM Case No.: 38947 Mod. Ref No.: SDG No.: E3NT3  
 Matrix: (SOIL/SED/WATER) SOIL Lab Sample ID: H1698-03ADL  
 Sample wt/vol: 30.3 (g/mL) G Lab File ID: E3G6198F.D/E3G6198R.D  
 % Moisture: 40 Decanted: (Y/N) N Date Received: 09/02/2009  
 Extraction: (Type) SONC Date Extracted: 09/02/2009  
 Concentrated Extract Volume: 10000 (uL) Date Analyzed: 09/04/2009  
 Injection Volume: 1.0 (uL) GPC Factor: 1.00 Dilution Factor: 30.0  
 GPC Cleanup: (Y/N) N pH: 7.1 Sulfur Cleanup: (Y/N) Y  
 Acid Cleanup: (Y/N) Y

CAS NO.	COMPOUND	CONCENTRATION UNITS: <u>UG/KG</u> (ug/L or ug/Kg)	<u>Q</u>
12674-11-2	Aroclor-1016	1600	U
11104-28-2	Aroclor-1221	1600	U
11141-16-5	Aroclor-1232	1600	U
53469-21-9	Aroclor-1242	1600	U
12672-29-6	Aroclor-1248	12000	DC
11097-69-1	Aroclor-1254	7000	DC
11096-82-5	Aroclor-1260	1600	U
37324-23-5	Aroclor-1262	1600	U
11100-14-4	Aroclor-1268	1600	U

**PRELIMINARY**

1H - FORM I ARO  
 AROCLOR ORGANICS ANALYSIS DATA SHEET

EPA SAMPLE NO.

E3NW8

Lab Name: MITKEM LABORATORIES Contract: EP-W-05-030  
 Lab Code: MITKEM Case No.: 38947 Mod. Ref No.: SDG No.: E3NT3  
 Matrix: (SOIL/SED/WATER) SOIL Lab Sample ID: H1698-04A  
 Sample wt/vol: 30.2 (g/mL) G Lab File ID: E3G6176F.D/E3G6176R.D  
 % Moisture: 38 Decanted: (Y/N) N Date Received: 09/02/2009  
 Extraction: (Type) SONC Date Extracted: 09/02/2009  
 Concentrated Extract Volume: 10000 (uL) Date Analyzed: 09/04/2009  
 Injection Volume: 1.0 (uL) GPC Factor: 1.00 Dilution Factor: 1.0  
 GPC Cleanup: (Y/N) N pH: 7.3 Sulfur Cleanup: (Y/N) Y  
 Acid Cleanup: (Y/N) Y

CAS NO.	COMPOUND	CONCENTRATION UNITS: UG/KG (ug/L or ug/Kg)	Q
12674-11-2	Aroclor-1016	53	U
11104-28-2	Aroclor-1221	53	U
11141-16-5	Aroclor-1232	53	U
53469-21-9	Aroclor-1242	53	U
12672-29-6	Aroclor-1248	1200	E
11097-69-1	Aroclor-1254	1200	E
11096-82-5	Aroclor-1260	53	U
37324-23-5	Aroclor-1262	53	U
11100-14-4	Aroclor-1268	53	U

**PRELIMINARY**

SOM01.2 (6/2007)

1H - FORM I ARO  
 AROCLOR ORGANICS ANALYSIS DATA SHEET

EPA SAMPLE NO.

E3NW8DL

Lab Name: MITKEM LABORATORIES Contract: EP-W-05-030  
 Lab Code: MITKEM Case No.: 38947 Mod. Ref No.: \_\_\_\_\_ SDG No.: E3NT3  
 Matrix: (SOIL/SED/WATER) SOIL Lab Sample ID: H1698-04ADL  
 Sample wt/vol: 30.2 (g/mL) G Lab File ID: E3G6196F.D/E3G6196R.D  
 % Moisture: 38 Decanted: (Y/N) N Date Received: 09/02/2009  
 Extraction: (Type) SONC Date Extracted: 09/02/2009  
 Concentrated Extract Volume: 10000 (uL) Date Analyzed: 09/04/2009  
 Injection Volume: 1.0 (uL) GPC Factor: 1.00 Dilution Factor: 5.0  
 GPC Cleanup: (Y/N) N pH: 7.3 Sulfur Cleanup: (Y/N) Y  
 Acid Cleanup: (Y/N) Y

CAS NO.	COMPOUND	CONCENTRATION UNITS: UG/KG (ug/L or ug/Kg)	Q
12674-11-2	Aroclor-1016	260	U
11104-28-2	Aroclor-1221	260	U
11141-16-5	Aroclor-1232	260	U
53469-21-9	Aroclor-1242	260	U
12672-29-6	Aroclor-1248	1500	D
11097-69-1	Aroclor-1254	1500	D
11096-82-5	Aroclor-1260	260	U
37324-23-5	Aroclor-1262	260	U
11100-14-4	Aroclor-1268	260	U

**PRELIMINARY**

1H - FORM I ARO  
 AROCLOR ORGANICS ANALYSIS DATA SHEET

EPA SAMPLE NO.

E3NW9

Lab Name: MITKEM LABORATORIES Contract: EP-W-05-030  
 Lab Code: MITKEM Case No.: 38947 Mod. Ref No.: \_\_\_\_\_ SDG No.: E3NT3  
 Matrix: (SOIL/SED/WATER) SOIL Lab Sample ID: H1698-05A  
 Sample wt/vol: 30.5 (g/mL) G Lab File ID: E3G6177F.D/E3G6177R.D  
 % Moisture: 42 Decanted: (Y/N) N Date Received: 09/02/2009  
 Extraction: (Type) SONC Date Extracted: 09/02/2009  
 Concentrated Extract Volume: 10000 (uL) Date Analyzed: 09/04/2009  
 Injection Volume: 1.0 (uL) GPC Factor: 1.00 Dilution Factor: 1.0  
 GPC Cleanup: (Y/N) N pH: 7.2 Sulfur Cleanup: (Y/N) Y  
 Acid Cleanup: (Y/N) Y

CAS NO.	COMPOUND	CONCENTRATION UNITS:		Q
		(ug/L or ug/Kg)	UG/KG	
12674-11-2	Aroclor-1016		56	U
11104-28-2	Aroclor-1221		56	U
11141-16-5	Aroclor-1232		56	U
53469-21-9	Aroclor-1242		56	U
12672-29-6	Aroclor-1248		56	U
11097-69-1	Aroclor-1254		56	U
11096-82-5	Aroclor-1260		56	U
37324-23-5	Aroclor-1262		56	U
11100-14-4	Aroclor-1268		56	U

PRELIMINARY

1H - FORM I ARO  
 AROCLOR ORGANICS ANALYSIS DATA SHEET

EPA SAMPLE NO.

E3NW9MS (1)

Lab Name: MITKEM LABORATORIES Contract: EP-W-05-030  
 Lab Code: MITKEM Case No.: 38947 Mod. Ref No.: \_\_\_\_\_ SDG No.: E3NT3  
 Matrix: (SOIL/SED/WATER) SOIL Lab Sample ID: H1698-05AMS  
 Sample wt/vol: 30.1 (g/mL) G Lab File ID: E3G6178F.D  
 % Moisture: 42 Decanted: (Y/N) N Date Received: 09/02/2009  
 Extraction: (Type) SONC Date Extracted: 09/02/2009  
 Concentrated Extract Volume: 10000 (uL) Date Analyzed: 09/04/2009  
 Injection Volume: 1.0 (uL) GPC Factor: 1.00 Dilution Factor: 1.0  
 GPC Cleanup: (Y/N) N pH: 7.2 Sulfur Cleanup: (Y/N) Y  
 Acid Cleanup: (Y/N) Y

CAS NO.	COMPOUND	CONCENTRATION UNITS:	
		(ug/L or ug/Kg)	UG/KG
12674-11-2	Aroclor-1016		160
11104-28-2	Aroclor-1221		57
11141-16-5	Aroclor-1232		57
53469-21-9	Aroclor-1242		57
12672-29-6	Aroclor-1248		57
11097-69-1	Aroclor-1254		57
11096-82-5	Aroclor-1260		150
37324-23-5	Aroclor-1262		57
11100-14-4	Aroclor-1268		57

**PRELIMINARY**

SOM01.2 (6/2007)



1H - FORM I ARO  
 AROCLOR ORGANICS ANALYSIS DATA SHEET

EPA SAMPLE NO.

E3NW9MS(2)

Lab Name: MITKEM LABORATORIES Contract: EP-W-05-030  
 Lab Code: MITKEM Case No.: 38947 Mod. Ref No.: SDG No.: E3NT3  
 Matrix: (SOIL/SED/WATER) SOIL Lab Sample ID: H1698-05AMS  
 Sample wt/vol: 30.1 (g/mL) G Lab File ID: E3G6178R.D  
 % Moisture: 42 Decanted: (Y/N) N Date Received: 09/02/2009  
 Extraction: (Type) SONC Date Extracted: 09/02/2009  
 Concentrated Extract Volume: 10000 (uL) Date Analyzed: 09/04/2009  
 Injection Volume: 1.0 (uL) GPC Factor: 1.00 Dilution Factor: 1.0  
 GPC Cleanup: (Y/N) N pH: 7.2 Sulfur Cleanup: (Y/N) Y  
 Acid Cleanup: (Y/N) Y

CAS NO.	COMPOUND	CONCENTRATION UNITS:	
		(ug/L or ug/Kg)	UG/KG
12674-11-2	Aroclor-1016	150	Q
11104-28-2	Aroclor-1221	57	U
11141-16-5	Aroclor-1232	57	U
53469-21-9	Aroclor-1242	57	U
12672-29-6	Aroclor-1248	57	U
11097-69-1	Aroclor-1254	57	U
11096-82-5	Aroclor-1260	150	
37324-23-5	Aroclor-1262	57	U
11100-14-4	Aroclor-1268	57	U

PRELIMINARY

1H - FORM I ARO  
 AROCLOR ORGANICS ANALYSIS DATA SHEET

EPA SAMPLE NO.

E3NW9MSD(1)

Lab Name: MITKEM LABORATORIES Contract: EP-W-05-030  
 Lab Code: MITKEM Case No.: 38947 Mod. Ref No.: \_\_\_\_\_ SDG No.: E3NT3  
 Matrix: (SOIL/SED/WATER) SOIL Lab Sample ID: H1698-05AMSD  
 Sample wt/vol: 30.2 (g/mL) G Lab File ID: E3G6179F.D  
 % Moisture: 42 Decanted: (Y/N) N Date Received: 09/02/2009  
 Extraction: (Type) SONC Date Extracted: 09/02/2009  
 Concentrated Extract Volume: 10000 (uL) Date Analyzed: 09/04/2009  
 Injection Volume: 1.0 (uL) GPC Factor: 1.00 Dilution Factor: 1.0  
 GPC Cleanup: (Y/N) N pH: 7.2 Sulfur Cleanup: (Y/N) Y  
 Acid Cleanup: (Y/N) Y

CAS NO.	COMPOUND	CONCENTRATION UNITS:	
		(ug/L or ug/Kg)	UG/KG
12674-11-2	Aroclor-1016		140
11104-28-2	Aroclor-1221		57
11141-16-5	Aroclor-1232		57
53469-21-9	Aroclor-1242		57
12672-29-6	Aroclor-1248		57
11097-69-1	Aroclor-1254		57
11096-82-5	Aroclor-1260		140
37324-23-5	Aroclor-1262		57
11100-14-4	Aroclor-1268		57

**PRELIMINARY**

1H - FORM I ARO  
 AROCLOR ORGANICS ANALYSIS DATA SHEET

EPA SAMPLE NO.

E3NW9MSD(2)

Lab Name: MITKEM LABORATORIES Contract: EP-W-05-030  
 Lab Code: MITKEM Case No.: 38947 Mod. Ref No.: \_\_\_\_\_ SDG No.: E3NT3  
 Matrix: (SOIL/SED/WATER) SOIL Lab Sample ID: H1698-05AMSD  
 Sample wt/vol: 30.2 (g/mL) G Lab File ID: E3G6179R.D  
 % Moisture: 42 Decanted: (Y/N) N Date Received: 09/02/2009  
 Extraction: (Type) SONC Date Extracted: 09/02/2009  
 Concentrated Extract Volume: 10000 (uL) Date Analyzed: 09/04/2009  
 Injection Volume: 1.0 (uL) GPC Factor: 1.00 Dilution Factor: 1.0  
 GPC Cleanup: (Y/N) N pH: 7.2 Sulfur Cleanup: (Y/N) Y  
 Acid Cleanup: (Y/N) Y

CAS NO.	COMPOUND	CONCENTRATION UNITS:	
		(ug/L or ug/Kg)	UG/KG
12674-11-2	Aroclor-1016		140
11104-28-2	Aroclor-1221		57
11141-16-5	Aroclor-1232		57
53469-21-9	Aroclor-1242		57
12672-29-6	Aroclor-1248		57
11097-69-1	Aroclor-1254		57
11096-82-5	Aroclor-1260		150
37324-23-5	Aroclor-1262		57
11100-14-4	Aroclor-1268		57

**PRELIMINARY**

1H - FORM I ARO  
 AROCLOR ORGANICS ANALYSIS DATA SHEET

EPA SAMPLE NO.

E3NX0

Lab Name: MITKEM LABORATORIES Contract: EP-W-05-030  
 Lab Code: MITKEM Case No.: 38947 Mod. Ref No.: \_\_\_\_\_ SDG No.: E3NT3  
 Matrix: (SOIL/SED/WATER) SOIL Lab Sample ID: H1698-06A  
 Sample wt/vol: 30.4 (g/mL) G Lab File ID: E3G6180F.D/E3G6180R.D  
 % Moisture: 40 Decanted: (Y/N) N Date Received: 09/02/2009  
 Extraction: (Type) SONC Date Extracted: 09/02/2009  
 Concentrated Extract Volume: 10000 (uL) Date Analyzed: 09/04/2009  
 Injection Volume: 1.0 (uL) GPC Factor: 1.00 Dilution Factor: 1.0  
 GPC Cleanup: (Y/N) N pH: 7.4 Sulfur Cleanup: (Y/N) Y  
 Acid Cleanup: (Y/N) Y

CAS NO.	COMPOUND	CONCENTRATION UNITS:	
		(ug/L or ug/Kg)	UG/KG
12674-11-2	Aroclor-1016	54	U
11104-28-2	Aroclor-1221	54	U
11141-16-5	Aroclor-1232	54	U
53469-21-9	Aroclor-1242	54	U
12672-29-6	Aroclor-1248	54	U
11097-69-1	Aroclor-1254	54	U
11096-82-5	Aroclor-1260	54	U
37324-23-5	Aroclor-1262	54	U
11100-14-4	Aroclor-1268	54	U

PRELIMINARY

1H - FORM I ARO  
 AROCLOR ORGANICS ANALYSIS DATA SHEET

EPA SAMPLE NO.

E3NX1

Lab Name: MITKEM LABORATORIES Contract: EP-W-05-030  
 Lab Code: MITKEM Case No.: 38947 Mod. Ref No.: \_\_\_\_\_ SDG No.: E3NT3  
 Matrix: (SOIL/SED/WATER) SOIL Lab Sample ID: H1698-07A  
 Sample wt/vol: 30.0 (g/mL) G Lab File ID: E3G6181F.D/E3G6181R.D  
 % Moisture: 35 Decanted: (Y/N) N Date Received: 09/02/2009  
 Extraction: (Type) SONC Date Extracted: 09/02/2009  
 Concentrated Extract Volume: 10000 (uL) Date Analyzed: 09/04/2009  
 Injection Volume: 1.0 (uL) GPC Factor: 1.00 Dilution Factor: 1.0  
 GPC Cleanup: (Y/N) N pH: 7.6 Sulfur Cleanup: (Y/N) Y  
 Acid Cleanup: (Y/N) Y

CAS NO.	COMPOUND	CONCENTRATION UNITS:	
		(ug/L or ug/Kg)	UG/KG
12674-11-2	Aroclor-1016	51	U
11104-28-2	Aroclor-1221	51	U
11141-16-5	Aroclor-1232	51	U
53469-21-9	Aroclor-1242	51	U
12672-29-6	Aroclor-1248	51	U
11097-69-1	Aroclor-1254	51	U
11096-82-5	Aroclor-1260	51	U
37324-23-5	Aroclor-1262	51	U
11100-14-4	Aroclor-1268	51	U

PRELIMINARY

1H - FORM I ARO  
 AROCLOR ORGANICS ANALYSIS DATA SHEET

EPA SAMPLE NO.

E3NX2

Lab Name: MITKEM LABORATORIES Contract: EP-W-05-030  
 Lab Code: MITKEM Case No.: 38947 Mod. Ref No.: \_\_\_\_\_ SDG No.: E3NT3  
 Matrix: (SOIL/SED/WATER) SOIL Lab Sample ID: H1698-08A  
 Sample wt/vol: 30.0 (g/mL) G Lab File ID: E3G6182F.D/E3G6182R.D  
 % Moisture: 50 Decanted: (Y/N) N Date Received: 09/02/2009  
 Extraction: (Type) SONC Date Extracted: 09/02/2009  
 Concentrated Extract Volume: 10000 (uL) Date Analyzed: 09/04/2009  
 Injection Volume: 1.0 (uL) GPC Factor: 1.00 Dilution Factor: 1.0  
 GPC Cleanup: (Y/N) N pH: 7.8 Sulfur Cleanup: (Y/N) Y  
 Acid Cleanup: (Y/N) Y

CAS NO.	COMPOUND	CONCENTRATION UNITS: (ug/L or ug/Kg)	UG/KG	Q
12674-11-2	Aroclor-1016		66	U
11104-28-2	Aroclor-1221		66	U
11141-16-5	Aroclor-1232		66	U
53469-21-9	Aroclor-1242		66	U
12672-29-6	Aroclor-1248		66	U
11097-69-1	Aroclor-1254		66	U
11096-82-5	Aroclor-1260		66	U
37324-23-5	Aroclor-1262		66	U
11100-14-4	Aroclor-1268		66	U

**PRELIMINARY**

1H - FORM I ARO  
 AROCLOR ORGANICS ANALYSIS DATA SHEET

EPA SAMPLE NO.

E3NX3

Lab Name: MITKEM LABORATORIES Contract: EP-W-05-030  
 Lab Code: MITKEM Case No.: 38947 Mod. Ref No.: \_\_\_\_\_ SDG No.: E3NT3  
 Matrix: (SOIL/SED/WATER) SOIL Lab Sample ID: H1698-09A  
 Sample wt/vol: 30.3 (g/mL) G Lab File ID: E3G6202F.D/E3G6202R.D  
 % Moisture: 37 Decanted: (Y/N) N Date Received: 09/02/2009  
 Extraction: (Type) SONC Date Extracted: 09/02/2009  
 Concentrated Extract Volume: 10000 (uL) Date Analyzed: 09/04/2009  
 Injection Volume: 1.0 (uL) GPC Factor: 1.00 Dilution Factor: 3.0  
 GPC Cleanup: (Y/N) N pH: 7.3 Sulfur Cleanup: (Y/N) Y  
 Acid Cleanup: (Y/N) Y

CAS NO.	COMPOUND	CONCENTRATION UNITS:	
		(ug/L or ug/Kg)	UG/KG
12674-11-2	Aroclor-1016	160	U
11104-28-2	Aroclor-1221	160	U
11141-16-5	Aroclor-1232	160	U
53469-21-9	Aroclor-1242	9100	EC
12672-29-6	Aroclor-1248	8700	EC
11097-69-1	Aroclor-1254	4000	E
11096-82-5	Aroclor-1260	160	U
37324-23-5	Aroclor-1262	160	U
11100-14-4	Aroclor-1268	160	U

**PRELIMINARY**

1H - FORM I ARO  
 AROCLOR ORGANICS ANALYSIS DATA SHEET

EPA SAMPLE NO.

E3NX3DL

Lab Name: MITKEM LABORATORIES Contract: EP-W-05-030  
 Lab Code: MITKEM Case No.: 38947 Mod. Ref No.: \_\_\_\_\_ SDG No.: E3NT3  
 Matrix: (SOIL/SED/WATER) SOIL Lab Sample ID: H1698-09ADL  
 Sample wt/vol: 30.3 (g/mL) G Lab File ID: E3G6199F.D/E3G6199R.D  
 % Moisture: 37 Decanted: (Y/N) N Date Received: 09/02/2009  
 Extraction: (Type) SONC Date Extracted: 09/02/2009  
 Concentrated Extract Volume: 10000 (uL) Date Analyzed: 09/04/2009  
 Injection Volume: 1.0 (uL) GPC Factor: 1.00 Dilution Factor: 30.0  
 GPC Cleanup: (Y/N) N pH: 7.3 Sulfur Cleanup: (Y/N) Y  
 Acid Cleanup: (Y/N) Y

CAS NO.	COMPOUND	CONCENTRATION UNITS:	
		(ug/L or ug/Kg)	UG/KG
12674-11-2	Aroclor-1016	1600	U
11104-28-2	Aroclor-1221	1600	U
11141-16-5	Aroclor-1232	1600	U
53469-21-9	Aroclor-1242	12000	DC
12672-29-6	Aroclor-1248	11000	DC
11097-69-1	Aroclor-1254	4900	D
11096-82-5	Aroclor-1260	1600	U
37324-23-5	Aroclor-1262	1600	U
11100-14-4	Aroclor-1268	1600	U

PRELIMINARY



1H - FORM I ARO  
 AROCLOR ORGANICS ANALYSIS DATA SHEET

EPA SAMPLE NO.

E3NX4

Lab Name: MITKEM LABORATORIES Contract: EP-W-05-030  
 Lab Code: MITKEM Case No.: 38947 Mod. Ref No.:                      SDG No.: E3NT3  
 Matrix: (SOIL/SED/WATER) SOIL Lab Sample ID: H1698-10A  
 Sample wt/vol: 30.1 (g/mL) G Lab File ID: E3G6184F.D/E3G6184R.D  
 % Moisture: 40 Decanted: (Y/N) N Date Received: 09/02/2009  
 Extraction: (Type) SONC Date Extracted: 09/02/2009  
 Concentrated Extract Volume: 10000 (uL) Date Analyzed: 09/04/2009  
 Injection Volume: 1.0 (uL) GPC Factor: 1.00 Dilution Factor: 1.0  
 GPC Cleanup: (Y/N) N pH: 7.9 Sulfur Cleanup: (Y/N) Y  
 Acid Cleanup: (Y/N) Y

CAS NO.	COMPOUND	CONCENTRATION UNITS:	
		(ug/L or ug/Kg)	UG/KG
12674-11-2	Aroclor-1016	55	U
11104-28-2	Aroclor-1221	55	U
11141-16-5	Aroclor-1232	55	U
53469-21-9	Aroclor-1242	55	U
12672-29-6	Aroclor-1248	280	
11097-69-1	Aroclor-1254	130	
11096-82-5	Aroclor-1260	55	U
37324-23-5	Aroclor-1262	55	U
11100-14-4	Aroclor-1268	55	U

**PRELIMINARY**

SOM01.2 (6/2007)

1H - FORM I ARO  
 AROCLOR ORGANICS ANALYSIS DATA SHEET

EPA SAMPLE NO.

E3NX5

Lab Name: MITKEM LABORATORIES Contract: EP-W-05-030  
 Lab Code: MITKEM Case No.: 38947 Mod. Ref No.: \_\_\_\_\_ SDG No.: E3NT3  
 Matrix: (SOIL/SED/WATER) SOIL Lab Sample ID: H1698-11A  
 Sample wt/vol: 30.1 (g/mL) G Lab File ID: E3G6185F.D/E3G6185R.D  
 % Moisture: 38 Decanted: (Y/N) N Date Received: 09/02/2009  
 Extraction: (Type) SONC Date Extracted: 09/02/2009  
 Concentrated Extract Volume: 10000 (uL) Date Analyzed: 09/04/2009  
 Injection Volume: 1.0 (uL) GPC Factor: 1.00 Dilution Factor: 1.0  
 GPC Cleanup: (Y/N) N pH: 7.8 Sulfur Cleanup: (Y/N) Y  
 Acid Cleanup: (Y/N) Y

CAS NO.	COMPOUND	CONCENTRATION UNITS:	
		(ug/L or ug/Kg)	UG/KG
12674-11-2	Aroclor-1016	53	U
11104-28-2	Aroclor-1221	53	U
11141-16-5	Aroclor-1232	53	U
53469-21-9	Aroclor-1242	53	U
12672-29-6	Aroclor-1248	84	
11097-69-1	Aroclor-1254	53	U
11096-82-5	Aroclor-1260	53	U
37324-23-5	Aroclor-1262	53	U
11100-14-4	Aroclor-1268	53	U

**PRELIMINARY**

1H - FORM I ARO  
 AROCLOR ORGANICS ANALYSIS DATA SHEET

EPA SAMPLE NO.

E3NX6

Lab Name: MITKEM LABORATORIES Contract: EP-W-05-030  
 Lab Code: MITKEM Case No.: 38947 Mod. Ref No.: SDG No.: E3NT3  
 Matrix: (SOIL/SED/WATER) SOIL Lab Sample ID: H1698-12A  
 Sample wt/vol: 30.1 (g/mL) G Lab File ID: E3G6186F.D/E3G6186R.D  
 % Moisture: 40 Decanted: (Y/N) N Date Received: 09/02/2009  
 Extraction: (Type) SONC Date Extracted: 09/02/2009  
 Concentrated Extract Volume: 10000 (uL) Date Analyzed: 09/04/2009  
 Injection Volume: 1.0 (uL) GPC Factor: 1.00 Dilution Factor: 1.0  
 GPC Cleanup: (Y/N) N pH: 7.9 Sulfur Cleanup: (Y/N) Y  
 Acid Cleanup: (Y/N) Y

CAS NO.	COMPOUND	CONCENTRATION UNITS: (ug/L or ug/Kg) <u>UG/KG</u>	<u>Q</u>
12674-11-2	Aroclor-1016	55	U
11104-28-2	Aroclor-1221	55	U
11141-16-5	Aroclor-1232	55	U
53469-21-9	Aroclor-1242	55	U
12672-29-6	Aroclor-1248	55	U
11097-69-1	Aroclor-1254	55	U
11096-82-5	Aroclor-1260	55	U
37324-23-5	Aroclor-1262	55	U
11100-14-4	Aroclor-1268	55	U

**PRELIMINARY**

10C - FORM X ARO  
 IDENTIFICATION SUMMARY  
 FOR MULTICOMPONENT ANALYTES

EPA SAMPLE NO.

E3NT3

Lab Name: MITKEM LABORATORIES Contract: EP-W-05-030  
 Lab Code: MITKEM Case No.: 38947 Mod. Ref No.: SDG No.: E3NT3  
 Lab Sample ID: H1698-01A Date(s) Analyzed: 09/04/2009 09/04/2009  
 Instrument ID (1): E3 Instrument ID (2): E3  
 GC Column(1): CLPPest ID: 0.53 (mm) GC Column(2): CLPPestII ID: 0.53 (MM)

ANALYTE	PEAK	RT	RT WINDOW		CONCENTRATION		%D
			FROM	TO	PEAK	MEAN	
Aroclor-1242	1	4.391	4.324	4.464	2130.9327	2284.364386	
	2	4.507	4.439	4.579	1346.6503		
COLUMN 1	3	4.857	4.791	4.931	3375.5101		
	4						
	5						
COLUMN 2	1	4.936	4.871	5.011	1963.3147		
	2	5.072	5.005	5.145	1250.3991		
	3	5.537	5.474	5.614	3161.5115		
	4						
	5						
2125.075127	7.5						
Aroclor-1248	1	4.676	4.608	4.748	2028.6417	2091.597601	
	2	5.272	5.203	5.343	1996.2216		
COLUMN 1	3	5.461	5.395	5.535	2249.9295		
	4						
	5						
COLUMN 2	1	5.670	5.607	5.747	2002.6508		
	2	5.998	5.933	6.073	2045.1293		
	3	6.263	6.200	6.340	2018.8821		
	4						
	5						
2022.220719	3.4						
Aroclor-1254	1	5.861	5.795	5.935	1134.5253	1067.127092	
	2	6.163	6.096	6.236	1197.0163		
COLUMN 1	3	6.692	6.619	6.759	869.8396		
	4						
	5						
COLUMN 2	1	6.207	6.135	6.275	1113.7055		
	2	6.754	6.689	6.829	1036.4614		
	3	7.033	6.967	7.107	1062.5905		
	4						
	5						
1070.919159	0.4						

At least 3 peaks for each column are required for identification of multicomponent analytes

PRELIMINARY

10C - FORM X ARO  
 IDENTIFICATION SUMMARY  
 FOR MULTICOMPONENT ANALYTES

EPA SAMPLE NO.

E3NT3DL

Lab Name: MITKEM LABORATORIES Contract: EP-W-05-030  
 Lab Code: MITKEM Case No.: 38947 Mod. Ref No.: SDG No.: E3NT3  
 Lab Sample ID: H1698-01ADL Date(s) Analyzed: 09/04/2009 09/04/2009  
 Instrument ID (1): E3 Instrument ID (2): E3  
 GC Column(1): CLPPest ID: 0.53 (mm) GC Column(2): CLPPestII ID: 0.53 (MM)

ANALYTE	PEAK	RT	RT WINDOW		CONCENTRATION		%D
			FROM	TO	PEAK	MEAN	
Aroclor-1242	1	4.388	4.324	4.464	2734.0626	2907.796600	
	2	4.506	4.439	4.579	1631.9802		
COLUMN 1	3	4.854	4.791	4.931	4357.3470		
	4						
	5						
COLUMN 2	1	4.934	4.871	5.011	2638.3604		
	2	5.071	5.005	5.145	1674.9656		
	3	5.537	5.474	5.614	4230.8023		
	4						
	5						
Aroclor-1248	1	4.672	4.608	4.748	2812.1821	2752.338952	
	2	5.266	5.203	5.343	2580.6340		
COLUMN 1	3	5.455	5.395	5.535	2864.2008		
	4						
	5						
COLUMN 2	1	5.669	5.607	5.747	2610.9124		
	2	5.994	5.933	6.073	2732.8324		
	3	6.261	6.200	6.340	2432.3654		
	4						
	5						
Aroclor-1254	1	5.857	5.795	5.935	1404.1537	1299.200049	
	2	6.156	6.096	6.236	1465.7770		
COLUMN 1	3	6.683	6.619	6.759	1027.6694		
	4						
	5						
COLUMN 2	1	6.204	6.135	6.275	1436.0228		
	2	6.751	6.689	6.829	1313.0703		
	3	7.027	6.967	7.107	1363.1003		
	4						
	5						
					1370.731127	5.5	

At least 3 peaks for each column are required for identification of multicomponent analytes

**PRELIMINARY**

10C - FORM X ARO  
 IDENTIFICATION SUMMARY  
 FOR MULTICOMPONENT ANALYTES

EPA SAMPLE NO.

E3NT4

Lab Name: MITKEM LABORATORIES Contract: EP-W-05-030  
 Lab Code: MITKEM Case No.: 38947 Mod. Ref No.: SDG No.: E3NT3  
 Lab Sample ID: H1698-13A Date(s) Analyzed: 09/04/2009 09/04/2009  
 Instrument ID (1): E3 Instrument ID (2): E3  
 GC Column(1): CLPPest ID: 0.53 (mm) GC Column(2): CLPPestII ID: 0.53 (MM)

ANALYTE	PEAK	RT	RT WINDOW		CONCENTRATION		%D
			FROM	TO	PEAK	MEAN	
Aroclor-1248	1	4.677	4.608	4.748	83.9871	122.932939	
	2	5.272	5.203	5.343	69.5895		
COLUMN 1	3	5.521	5.395	5.535	215.2222		
	4						
	5						
COLUMN 2	1	5.672	5.607	5.747	67.4971	113.008507	8.8
	2	5.999	5.933	6.073	78.8402		
	3	6.224	6.200	6.340	192.6881		
	4						
	5						

At least 3 peaks for each column are required for identification of multicomponent analytes

**PRELIMINARY**

10C - FORM X ARO  
IDENTIFICATION SUMMARY  
FOR MULTICOMPONENT ANALYTES

EPA SAMPLE NO.

E3NW0

Lab Name: MITKEM LABORATORIES Contract: EP-W-05-030  
 Lab Code: MITKEM Case No.: 38947 Mod. Ref No.: SDG No.: E3NT3  
 Lab Sample ID: H1698-19A Date(s) Analyzed: 09/04/2009 09/04/2009  
 Instrument ID (1): E3 Instrument ID (2): E3  
 GC Column(1): CLPPest ID: 0.53 (mm) GC Column(2): CLPPestII ID: 0.53 (MM)

ANALYTE	PEAK	RT	RT WINDOW		CONCENTRATION		%D
			FROM	TO	PEAK	MEAN	
Aroclor-1254	1	5.858	5.795	5.935	83.4010	79.197139	
	2	6.159	6.096	6.236	84.0430		
COLUMN 1	3	6.692	6.619	6.759	70.1473		
	4						
	5						
COLUMN 2	1	6.221	6.135	6.275	116.6389	86.101189	8.7
	2	6.752	6.689	6.829	72.6223		
	3	7.031	6.967	7.107	69.0424		
	4						
	5						

At least 3 peaks for each column are required for identification of multicomponent analytes

**PRELIMINARY**

10C - FORM X ARO  
 IDENTIFICATION SUMMARY  
 FOR MULTICOMPONENT ANALYTES

EPA SAMPLE NO.

E3NW6

Lab Name: MITKEM LABORATORIES Contract: EP-W-05-030  
 Lab Code: MITKEM Case No.: 38947 Mod. Ref No.: SDG No.: E3NT3  
 Lab Sample ID: H1698-02A Date(s) Analyzed: 09/04/2009 09/04/2009  
 Instrument ID (1): E3 Instrument ID (2): E3  
 GC Column(1): CLPPest ID: 0.53 (mm) GC Column(2): CLPPestII ID: 0.53 (MM)

ANALYTE	PEAK	RT	RT WINDOW		CONCENTRATION		%D
			FROM	TO	PEAK	MEAN	
Aroclor-1248	1	4.673	4.608	4.748	3998.9026	5043.296828	
	2	5.268	5.203	5.343	5183.5960		
COLUMN 1	3	5.457	5.395	5.535	5947.3919		
	4						
	5						
COLUMN 2	1	5.669	5.607	5.747	4434.9437		
	2	5.997	5.933	6.073	5182.2373		
	3	6.262	6.200	6.340	5208.2086		
	4						
	5						
						4941.796540	2.1
Aroclor-1254	1	5.857	5.795	5.935	3020.9413	2926.813075	
	2	6.159	6.096	6.236	3294.5893		
COLUMN 1	3	6.702	6.619	6.759	2464.9086		
	4						
	5						
COLUMN 2	1	6.204	6.135	6.275	2813.4788		
	2	6.753	6.689	6.829	2724.8307		
	3	7.031	6.967	7.107	2959.7399		
	4						
	5						
						2832.683131	3.3

At least 3 peaks for each column are required for identification of multicomponent analytes

**PRELIMINARY**



10C - FORM X ARO  
 IDENTIFICATION SUMMARY  
 FOR MULTICOMPONENT ANALYTES

EPA SAMPLE NO.

E3NW6DL

Lab Name: MITKEM LABORATORIES Contract: EP-W-05-030  
 Lab Code: MITKEM Case No.: 38947 Mod. Ref No.: SDG No.: E3NT3  
 Lab Sample ID: H1698-02ADL Date(s) Analyzed: 09/04/2009 09/04/2009  
 Instrument ID (1): E3 Instrument ID (2): E3  
 GC Column(1): CLPPest ID: 0.53 (mm) GC Column(2): CLPPestII ID: 0.53 (MM)

ANALYTE	PEAK	RT	RT WINDOW		CONCENTRATION		%D
			FROM	TO	PEAK	MEAN	
Aroclor-1248	1	4.672	4.608	4.748	5703.9990	6433.552918	
	2	5.267	5.203	5.343	6276.1479		
COLUMN 1	3	5.455	5.395	5.535	7320.5118		
	4						
	5						
COLUMN 2	1	5.670	5.607	5.747	5472.1196	5979.485035	7.6
	2	5.995	5.933	6.073	6501.0553		
	3	6.263	6.200	6.340	5965.2802		
	4						
	5						
Aroclor-1254	1	5.857	5.795	5.935	3570.2097	3380.941621	
	2	6.157	6.096	6.236	3859.3852		
COLUMN 1	3	6.686	6.619	6.759	2713.2299		
	4						
	5						
COLUMN 2	1	6.201	6.135	6.275	3364.3807	3430.556060	1.5
	2	6.752	6.689	6.829	3297.7323		
	3	7.028	6.967	7.107	3629.5552		
	4						
	5						

At least 3 peaks for each column are required for identification of multicomponent analytes

**PRELIMINARY**

10C - FORM X ARO  
 IDENTIFICATION SUMMARY  
 FOR MULTICOMPONENT ANALYTES

EPA SAMPLE NO.

E3NW7

Lab Name: MITKEM LABORATORIES Contract: EP-W-05-030  
 Lab Code: MITKEM Case No.: 38947 Mod. Ref No.: SDG No.: E3NT3  
 Lab Sample ID: H1698-03A Date(s) Analyzed: 09/04/2009 09/04/2009  
 Instrument ID (1): E3 Instrument ID (2): E3  
 GC Column(1): CLPPest ID: 0.53 (mm) GC Column(2): CLPPestII ID: 0.53 (MM)

ANALYTE	PEAK	RT	RT WINDOW		CONCENTRATION		%D
			FROM	TO	PEAK	MEAN	
Aroclor-1248	1	4.673	4.608	4.748	7593.3169	9696.276219	
	2	5.268	5.203	5.343	9927.6946		
COLUMN 1	3	5.457	5.395	5.535	11567.8171		
	4						
	5						
COLUMN 2	1	5.670	5.607	5.747	7933.5860	9144.095391	6.0
	2	5.997	5.933	6.073	9934.8583		
	3	6.263	6.200	6.340	9563.8419		
	4						
	5						
Aroclor-1254	1	5.858	5.795	5.935	5987.5120	5804.735442	
	2	6.159	6.096	6.236	6723.3685		
COLUMN 1	3	6.688	6.619	6.759	4703.3258		
	4						
	5						
COLUMN 2	1	6.202	6.135	6.275	5184.6521	5550.902691	4.6
	2	6.753	6.689	6.829	5428.3210		
	3	7.031	6.967	7.107	6039.7350		
	4						
	5						

At least 3 peaks for each column are required for identification of multicomponent analytes

**PRELIMINARY**

10C - FORM X ARO  
 IDENTIFICATION SUMMARY  
 FOR MULTICOMPONENT ANALYTES

EPA SAMPLE NO.

E3NW7DL

Lab Name: MITKEM LABORATORIES Contract: EP-W-05-030  
 Lab Code: MITKEM Case No.: 38947 Mod. Ref No.: SDG No.: E3NT3  
 Lab Sample ID: H1698-03ADL Date(s) Analyzed: 09/04/2009 09/04/2009  
 Instrument ID (1): E3 Instrument ID (2): E3  
 GC Column(1): CLPPest ID: 0.53 (mm) GC Column(2): CLPPestII ID: 0.53 (MM)

ANALYTE	PEAK	RT	RT WINDOW		CONCENTRATION		%D
			FROM	TO	PEAK	MEAN	
Aroclor-1248	1	4.672	4.608	4.748	10382.9934	12426.819162	
	2	5.267	5.203	5.343	12352.7282		
	3	5.455	5.395	5.535	14544.7359		
COLUMN 1	4						
	5						
	1	5.671	5.607	5.747	10233.0424	11631.866350	6.8
	2	5.996	5.933	6.073	12930.6976		
	3	6.263	6.200	6.340	11731.8590		
4							
5							
Aroclor-1254	1	5.857	5.795	5.935	7335.3306	7023.900605	
	2	6.157	6.096	6.236	8093.7089		
	3	6.683	6.619	6.759	5642.6623		
COLUMN 1	4						
	5						
	1	6.201	6.135	6.275	6635.7917	7125.155114	1.4
	2	6.753	6.689	6.829	6931.3117		
	3	7.029	6.967	7.107	7808.3619		
4							
5							

At least 3 peaks for each column are required for identification of multicomponent analytes

**PRELIMINARY**

10C - FORM X ARO  
 IDENTIFICATION SUMMARY  
 FOR MULTICOMPONENT ANALYTES

EPA SAMPLE NO.

E3NW8

Lab Name: MITKEM LABORATORIES Contract: EP-W-05-030  
 Lab Code: MITKEM Case No.: 38947 Mod. Ref No.: SDG No.: E3NT3  
 Lab Sample ID: H1698-04A Date(s) Analyzed: 09/04/2009 09/04/2009  
 Instrument ID (1): E3 Instrument ID (2): E3  
 GC Column(1): CLPPest ID: 0.53 (mm) GC Column(2): CLPPestII ID: 0.53 (MM)

ANALYTE	PEAK	RT	RT WINDOW		CONCENTRATION		%D
			FROM	TO	PEAK	MEAN	
Aroclor-1248	1	4.666	4.608	4.748	1060.5096	1460.003341	
	2	5.250	5.203	5.343	1273.1926		
COLUMN 1	3	5.457	5.395	5.535	2046.3078		
	4						
	5						
COLUMN 2	1	5.673	5.607	5.747	904.8310	1228.022581	18.9
	2	5.998	5.933	6.073	1464.9954		
	3	6.268	6.200	6.340	1314.2413		
	4						
	5						
Aroclor-1254	1	5.863	5.795	5.935	1336.5285	1379.220464	
	2	6.165	6.096	6.236	1547.1918		
COLUMN 1	3	6.691	6.619	6.759	1253.9411		
	4						
	5						
COLUMN 2	1	6.207	6.135	6.275	1176.4787	1230.368727	12.1
	2	6.757	6.689	6.829	1193.5080		
	3	7.035	6.967	7.107	1321.1195		
	4						
	5						

At least 3 peaks for each column are required for identification of multicomponent analytes

**PRELIMINARY**

10C - FORM X ARO  
 IDENTIFICATION SUMMARY  
 FOR MULTICOMPONENT ANALYTES

EPA SAMPLE NO.

E3NW8DL

Lab Name: MITKEM LABORATORIES Contract: EP-W-05-030  
 Lab Code: MITKEM Case No.: 38947 Mod. Ref No.: SDG No.: E3NT3  
 Lab Sample ID: H1698-04ADL Date(s) Analyzed: 09/04/2009 09/04/2009  
 Instrument ID (1): E3 Instrument ID (2): E3  
 GC Column(1): CLPPest ID: 0.53 (mm) GC Column(2): CLPPestII ID: 0.53 (MM)

ANALYTE	PEAK	RT	RT WINDOW		CONCENTRATION		%D
			FROM	TO	PEAK	MEAN	
Aroclor-1248	1	4.668	4.608	4.748	1324.6428	1724.637404	
	2	5.246	5.203	5.343	1462.8028		
COLUMN 1	3	5.451	5.395	5.535	2386.4666		
	4						
	5						
COLUMN 2	1	5.670	5.607	5.747	1091.2305	1486.374801	16.0
	2	5.994	5.933	6.073	1823.2126		
	3	6.265	6.200	6.340	1544.6813		
	4						
	5						
Aroclor-1254	1	5.857	5.795	5.935	1498.7350	1540.850064	
	2	6.157	6.096	6.236	1716.4705		
COLUMN 1	3	6.683	6.619	6.759	1407.3447		
	4						
	5						
COLUMN 2	1	6.202	6.135	6.275	1435.7181	1502.335942	2.6
	2	6.752	6.689	6.829	1438.7086		
	3	7.029	6.967	7.107	1632.5812		
	4						
	5						

At least 3 peaks for each column are required for identification of multicomponent analytes

**PRELIMINARY**

10C - FORM X ARO  
IDENTIFICATION SUMMARY  
FOR MULTICOMPONENT ANALYTES

EPA SAMPLE NO.

E3NW9MS

Lab Name: MITKEM LABORATORIES Contract: EP-W-05-030  
 Lab Code: MITKEM Case No.: 38947 Mod. Ref No.: \_\_\_\_\_ SDG No.: E3NT3  
 Lab Sample ID: H1698-05AMS Date(s) Analyzed: 09/04/2009 09/04/2009  
 Instrument ID (1): E3 Instrument ID (2): E3  
 GC Column(1): CLPPest ID: 0.53 (mm) GC Column(2): CLPPestIII ID: 0.53 (MM)

ANALYTE	PEAK	RT	RT WINDOW		CONCENTRATION		%D
			FROM	TO	PEAK	MEAN	
Aroclor-1016	1	4.393	4.323	4.463	164.2952	161.531909	
	2	4.508	4.489	4.630	193.9253		
COLUMN 1	3	4.957	4.868	5.008	126.3752		
	4						
	5						
COLUMN 2	1	4.938	4.870	5.010	162.7568		
	2	5.174	5.107	5.247	148.4164		
	3	5.259	5.190	5.330	140.5600		
	4						
	5						
Aroclor-1260	1	6.363	6.292	6.432	155.9486	151.216957	
	2	7.505	7.431	7.571	151.4995		
COLUMN 1	3	7.870	7.796	7.936	146.2027		
	4						
	5						
COLUMN 2	1	7.722	7.651	7.791	144.4921		
	2	8.582	8.510	8.650	146.4133		
	3	9.094	9.023	9.163	149.3289		
	4						
	5						
					146.744798	3.0	

At least 3 peaks for each column are required for identification of multicomponent analytes

**PRELIMINARY**

10C - FORM X ARO  
 IDENTIFICATION SUMMARY  
 FOR MULTICOMPONENT ANALYTES

EPA SAMPLE NO.

E3NW9MSD

Lab Name: MITKEM LABORATORIES Contract: EP-W-05-030  
 Lab Code: MITKEM Case No.: 38947 Mod. Ref No.: SDG No.: E3NT3  
 Lab Sample ID: H1698-05AMSD Date(s) Analyzed: 09/04/2009 09/04/2009  
 Instrument ID (1): E3 Instrument ID (2): E3  
 GC Column(1): CLPPest ID: 0.53 (mm) GC Column(2): CLPPestII ID: 0.53 (MM)

ANALYTE	PEAK	RT	RT WINDOW		CONCENTRATION		%D
			FROM	TO	PEAK	MEAN	
Aroclor-1016	1	4.391	4.323	4.463	155.0800	141.839967	
	2	4.557	4.489	4.630	155.2676		
COLUMN 1	3	4.937	4.868	5.008	115.1723		
	4						
	5						
COLUMN 2	1	4.938	4.870	5.010	154.9656		
	2	5.174	5.107	5.247	138.2699		
	3	5.258	5.190	5.330	127.4423		
	4						
	5						
Aroclor-1260	1	6.362	6.292	6.432	147.5526	144.055572	
	2	7.503	7.431	7.571	145.0881		
COLUMN 1	3	7.867	7.796	7.936	139.5261		
	4						
	5						
COLUMN 2	1	7.721	7.651	7.791	144.6757		
	2	8.580	8.510	8.650	154.4164		
	3	9.092	9.023	9.163	138.6893		
	4						
	5						
					145.927123	1.3	

At least 3 peaks for each column are required for identification of multicomponent analytes

**PRELIMINARY**

10C - FORM X ARO  
 IDENTIFICATION SUMMARY  
 FOR MULTICOMPONENT ANALYTES

EPA SAMPLE NO.

E3NX3

Lab Name: MITKEM LABORATORIES Contract: EP-W-05-030  
 Lab Code: MITKEM Case No.: 38947 Mod. Ref No.: SDG No.: E3NT3  
 Lab Sample ID: H1698-09A Date(s) Analyzed: 09/04/2009 09/04/2009  
 Instrument ID (1): E3 Instrument ID (2): E3  
 GC Column(1): CLPPest ID: 0.53 (mm) GC Column(2): CLPPestII ID: 0.53 (MM)

ANALYTE	PEAK	RT	RT WINDOW		CONCENTRATION		%D
			FROM	TO	PEAK	MEAN	
Aroclor-1242	1	4.388	4.324	4.464	8976.3352	9898.037918	
	2	4.504	4.439	4.579	5880.4199		
COLUMN 1	3	4.853	4.791	4.931	14837.3586		
	4						
	5						
COLUMN 2	1	4.934	4.871	5.011	8158.7473		
	2	5.069	5.005	5.145	5258.6363		
	3	5.536	5.474	5.614	13874.5923		
	4						
	5						
Aroclor-1248	1	4.672	4.608	4.748	8617.3169	9035.499978	
	2	5.267	5.203	5.343	8805.9924		
COLUMN 1	3	5.456	5.395	5.535	9683.1906		
	4						
	5						
COLUMN 2	1	5.668	5.607	5.747	8935.9802		
	2	5.995	5.933	6.073	8715.8734		
	3	6.261	6.200	6.340	8460.2677		
	4						
	5						
Aroclor-1254	1	5.857	5.795	5.935	4464.3637	4069.009967	
	2	6.157	6.096	6.236	4596.9354		
COLUMN 1	3	6.683	6.619	6.759	3145.7308		
	4						
	5						
COLUMN 2	1	6.201	6.135	6.275	3751.0552		
	2	6.752	6.689	6.829	4104.5547		
	3	7.029	6.967	7.107	4211.2389		
	4						
	5						
					4022.282951	1.2	

At least 3 peaks for each column are required for identification of multicomponent analytes

**PRELIMINARY**



10C - FORM X ARO  
IDENTIFICATION SUMMARY  
FOR MULTICOMPONENT ANALYTES

EPA SAMPLE NO.

E3NX3DL

Lab Name: MITKEM LABORATORIES Contract: EP-W-05-030  
 Lab Code: MITKEM Case No.: 38947 Mod. Ref No.: SDG No.: E3NT3  
 Lab Sample ID: H1698-09ADL Date(s) Analyzed: 09/04/2009 09/04/2009  
 Instrument ID (1): E3 Instrument ID (2): E3  
 GC Column(1): CLPPest ID: 0.53 (mm) GC Column(2): CLPPestII ID: 0.53 (MM)

ANALYTE	PEAK	RT	RT WINDOW		CONCENTRATION		%D
			FROM	TO	PEAK	MEAN	
Aroclor-1242	1	4.388	4.324	4.464	11212.8498	12562.723490	
	2	4.507	4.439	4.579	7232.1476		
COLUMN 1	3	4.854	4.791	4.931	19243.1732		
	4						
	5						
COLUMN 2	1	4.934	4.871	5.011	10873.8946		
	2	5.070	5.005	5.145	7040.6597		
	3	5.536	5.474	5.614	18678.9127		
	4						
	5						
Aroclor-1248	1	4.672	4.608	4.748	11848.8107	11631.683226	
	2	5.266	5.203	5.343	10918.6921		
COLUMN 1	3	5.454	5.395	5.535	12127.5469		
	4						
	5						
COLUMN 2	1	5.668	5.607	5.747	11676.4122		
	2	5.994	5.933	6.073	11426.4537		
	3	6.262	6.200	6.340	10276.5121		
	4						
	5						
Aroclor-1254	1	5.856	5.795	5.935	5419.5351	4878.194148	
	2	6.156	6.096	6.236	5442.5957		
COLUMN 1	3	6.682	6.619	6.759	3772.4516		
	4						
	5						
COLUMN 2	1	6.198	6.135	6.275	4847.4152		
	2	6.751	6.689	6.829	5290.5914		
	3	7.027	6.967	7.107	5434.4125		
	4						
	5						
					5190.806367	6.4	

At least 3 peaks for each column are required for identification of multicomponent analytes

**PRELIMINARY**

10C - FORM X ARO  
IDENTIFICATION SUMMARY  
FOR MULTICOMPONENT ANALYTES

EPA SAMPLE NO.

E3NX4

Lab Name: MITKEM LABORATORIES Contract: EP-W-05-030  
 Lab Code: MITKEM Case No.: 38947 Mod. Ref No.: SDG No.: E3NT3  
 Lab Sample ID: H1698-10A Date(s) Analyzed: 09/04/2009 09/04/2009  
 Instrument ID (1): E3 Instrument ID (2): E3  
 GC Column(1): CLPPest ID: 0.53 (mm) GC Column(2): CLPPestII ID: 0.53 (MM)

ANALYTE	PEAK	RT	RT WINDOW		CONCENTRATION		%D
			FROM	TO	PEAK	MEAN	
Aroclor-1248	1	4.677	4.608	4.748	313.1432	305.564290	
	2	5.270	5.203	5.343	287.5501		
COLUMN 1	3	5.459	5.395	5.535	315.9995		
	4						
	5						
COLUMN 2	1	5.672	5.607	5.747	282.9475	280.735174	8.8
	2	5.997	5.933	6.073	295.0592		
	3	6.263	6.200	6.340	264.1988		
	4						
	5						
Aroclor-1254	1	5.860	5.795	5.935	149.3659	131.632387	
	2	6.160	6.096	6.236	151.1019		
COLUMN 1	3	6.686	6.619	6.759	94.4293		
	4						
	5						
COLUMN 2	1	6.208	6.135	6.275	142.8301	133.333802	1.3
	2	6.754	6.689	6.829	127.3521		
	3	7.032	6.967	7.107	129.8193		
	4						
	5						

At least 3 peaks for each column are required for identification of multicomponent analytes

**PRELIMINARY**

10C - FORM X ARO  
 IDENTIFICATION SUMMARY  
 FOR MULTICOMPONENT ANALYTES

EPA SAMPLE NO.

E3NX5

Lab Name: MITKEM LABORATORIES Contract: EP-W-05-030  
 Lab Code: MITKEM Case No.: 38947 Mod. Ref No.: SDG No.: E3NT3  
 Lab Sample ID: H1698-11A Date(s) Analyzed: 09/04/2009 09/04/2009  
 Instrument ID (1): E3 Instrument ID (2): E3  
 GC Column(1): CLPPest ID: 0.53 (mm) GC Column(2): CLPPestII ID: 0.53 (MM)

ANALYTE	PEAK	RT	RT WINDOW		CONCENTRATION		%D
			FROM	TO	PEAK	MEAN	
Aroclor-1248	1	4.677	4.608	4.748	99.2817	94.354766	
	2	5.270	5.203	5.343	88.3378		
	3	5.460	5.395	5.539	95.4448		
COLUMN 1	4						
	5						
COLUMN 2	1	5.673	5.607	5.747	80.9207	84.326542	11.9
	2	5.998	5.933	6.073	91.8260		
	3	6.263	6.200	6.340	80.2329		
	4						
	5						

At least 3 peaks for each column are required for identification of multicomponent analytes

**PRELIMINARY**



Contract Laboratory Program

### Sample Delivery Group (SDG)

#### Cover Sheet

SDG Number E3NT3

Laboratory Name	<u>Mitkem Laboratories</u>	Lab Code	<u>MITKEM</u>
Contract No.	<u>EP-W-05-030</u>	Case No.	<u>38947</u>
Analysis Price	<u>\$437</u>	SDG Turnaround	<u>21 days with PR</u>

#### EPA Sample Numbers in SDG (Listed in Numerical Order)

01) E3NT3	08) E3NW0	15) E3NW9MSD	22) E3NX6
02) E3NT4	09) E3NW1	16) E3NX0	/
03) E3NT5	10) E3NW6	17) E3NX1	
04) E3NT6	11) E3NW7	18) E3NX2	
05) E3NT7	12) E3NW8	19) E3NX3	
06) E3NT8	13) E3NW9	20) E3NX4	
07) E3NT9	14) E3NW9MS	21) E3NX5	


First Sample in SDG

Last Sample in SDG

First Sample Receipt Date

Last Sample Receipt Date

Note: There are a maximum of 20 field samples [excluding Performance Evaluation (PE) samples in an SDG. Attach the TR/COC Records to this form in alphanumeric order (the order listed above on this form).

Signature 

Date 09/02/2009

Modified Analysis 1760.0



**USEPA Contract Laboratory Program  
Organic Traffic Report & Chain of Custody Record**

<b>Case No:</b> 38947	<b>FOR LAB USE ONLY</b>
<b>DAS No:</b> 09CK16	<b>SAMPLE No.</b>
<b>SDG No:</b> E3NT3	
<b>For Lab Use Only</b>	
<b>Lab Contract No:</b> EP-W-05-03D	
<b>Unit Price:</b> \$437	
<b>Transfer To:</b> —	
<b>Lab Contract No:</b> —	
<b>Unit Price:</b> —	

Chain of Custody Record			
<b>Date Shipped:</b> 9/1/2009	<b>Relinquished By</b> (Date / Time)	<b>Sampler Signature</b> (Date / Time)	<b>Received By</b> (Date / Time)
<b>Carrier Name:</b> FedEx	<i>[Signature]</i> 9/1/2009 17:10	<i>[Signature]</i> 9/1/2009 8:55	<i>[Signature]</i>
<b>Airbill:</b> 8638 3300 6373	2		
<b>Shipped to:</b> Spectrum Analytical 175 Metro Center Blvd. Warwick RI 02886 (401) 732-3400	3		
	4		

ORGANIC SAMPLE No.	MATRIX/ SAMPLER	CONC/ TYPE	ANALYSIS/ TURNAROUND	PRESERVATIVE/ Bottles	TAG No./	STATION LOCATION	SAMPLE COLLECT DATE/TIME	INORGANIC SAMPLE No.	FOR LAB USE ONLY Sample Condition on Receipt
01 E3NT3	Soil/Sediment/ Greene, Raddeman Hodach, Unger, Shekosi	L/G	PAHs (21), PCBs (sed) (21)	5C-118191 (Ice Only), 5C-118192 (Ice Only) (2)		KK-SD058-A	S: 9/1/2009 12:45		OK
02 E3NW6	Soil/Sediment/ Greene, Raddeman Hodach, Unger, Shekosi	L/G	PAHs (21), PCBs (sed) (21)	5C-119817 (Ice Only), 5C-119818 (Ice Only) (2)		KK-SD056-A	S: 9/1/2009 15:00		
03 E3NW7	Soil/Sediment/ Greene, Raddeman Hodach, Unger, Shekosi	L/G	PAHs (21), PCBs (sed) (21)	5C-119819 (Ice Only), 5C-119820 (Ice Only) (2)		KK-SD056-B	S: 9/1/2009 15:03		
04 E3NW8	Soil/Sediment/ Greene, Raddeman Hodach, Unger, Shekosi	L/G	PAHs (21), PCBs (sed) (21)	5C-119821 (Ice Only), 5C-119822 (Ice Only) (2)		KK-SD056-C1	S: 9/1/2009 15:06		OK
05 E3NW9	Soil/Sediment/ Greene, Raddeman Hodach, Unger, Shekosi	L/G	PAHs (21), PCBs (sed) (21)	5C-119823 (Ice Only), 5C-119824 (Ice Only) (2)		KK-SD056-C2	S: 9/1/2009 15:10		
06 E3NX0	Soil/Sediment/ Greene, Raddeman Hodach, Unger, Shekosi	L/G	PAHs (21), PCBs (sed) (21)	5C-119825 (Ice Only), 5C-119826 (Ice Only) (2)		KK-SD056-C2FD	S: 9/1/2009 15:12		OK

<b>Shipment for Case Complete?</b> N	<b>Sample(s) to be used for laboratory QC:</b> E3NW9	<b>Additional Sampler Signature(s):</b>	<b>Cooler Temperature Upon Receipt:</b> 5°C	<b>Chain of Custody Seal Number:</b> 105493-105494
<b>Analysis Key:</b> PAHs = PAHs, PCBs (sed) = PCBs (sed)	<b>Concentration:</b> L = Low, M = Low/Medium, H = High	<b>Type/Designate:</b> Composite = C, Grab = G	<b>Custody Seal Intact?</b> <input checked="" type="checkbox"/>	<b>Shipment Iced?</b> <input checked="" type="checkbox"/>



**USEPA Contract Laboratory Program  
Organic Traffic Report & Chain of Custody Record**

Case No: 38947  
DAS No: 09CK16  
SDG No: E3NT3

**For Lab Use Only**

Lab Contract No: EP-W-05-030  
Unit Price: \$ 437  
Transfer To: -  
Lab Contract No: -  
Unit Price: -

Date Shipped: 9/1/2009  
Carrier Name: FedEx  
Airbill: 8638 3300 6373  
Shipped to: Spectrum Analytical  
175 Metro Center Blvd.  
Warwick RI 02886  
(401) 732-3400

Sampler Signature: *[Signature]*  
Received By: *[Signature]* (Date / Time)  
9/1/2009 17:15  
9/1/2009 8:55

1 *[Signature]*  
2 *[Signature]*  
3 *[Signature]*  
4 *[Signature]*

ORGANIC SAMPLE No.	MATRIX/ SAMPLER	CONC/ TYPE	ANALYSIS/ TURNOAROUND	TAG No./ PRESERVATIVE/ Bottles	STATION LOCATION	SAMPLE COLLECT DATE/TIME	FOR LAB USE ONLY Sample Condition On Receipt
13 E3NT4	Soil/Sediment/ Greene, Raddeman Hodach, Unger, Shekoski	L/G	PAHs (21), PCBs (sed) (21)	5C-118193 (Ice Only), 5C-118194 (Ice Only) (2)	KK-SD058-B	S: 9/1/2009 12:47	OK
14 E3NT5	Soil/Sediment/ Greene, Raddeman Hodach, Unger, Shekoski	L/G	PAHs (21), PCBs (sed) (21)	5C-118195 (Ice Only), 5C-118196 (Ice Only) (2)	KK-SD058-C1	S: 9/1/2009 12:50	OK
15 E3NT6	Soil/Sediment/ Greene, Raddeman Hodach, Unger, Shekoski	L/G	PAHs (21), PCBs (sed) (21)	5C-118197 (Ice Only), 5C-118198 (Ice Only) (2)	KK-SD058-C1-FD	S: 9/1/2009 12:50	OK
16 E3NT7	Soil/Sediment/ Greene, Raddeman Hodach, Unger, Shekoski	L/G	PAHs (21), PCBs (sed) (21)	5C-118199 (Ice Only), 5C-118200 (Ice Only) (2)	KK-SD058-C2	S: 9/1/2009 12:55	OK
17 E3NT8	Soil/Sediment/ Greene, Raddeman Hodach, Unger, Shekoski	L/G	PAHs (21), PCBs (sed) (21)	5C-119801 (Ice Only), 5C-119802 (Ice Only) (2)	KK-SD058-C3	S: 9/1/2009 13:05	OK
18 E3NT9	Soil/Sediment/ Greene, Raddeman Hodach, Unger, Shekoski	L/G	PAHs (21), PCBs (sed) (21)	5C-119803 (Ice Only), 5C-119804 (Ice Only) (2)	KK-SD058-N	S: 9/1/2009 13:08	OK

Shipment for Case Complete?

Analysis Key: PAHs = PAHs, PCBs (sed) = PCBs (sed)

Sample(s) to be used for laboratory QC:


Concentration: L = Low, M = Low/Medium, H = High

Additional Sampler Signature(s):

Chain of Custody Seal Number: 105495-105496

Cooler Temperature Upon Receipt: 6°C

Custody Seal Intact?  Shipment Iced?



**USEPA Contract Laboratory Program  
Organic Traffic Report & Chain of Custody Record**

Case No: 38947  
DAS No: 09CK16  
SDG No: E3NT3

For Lab Use Only  
Lab Contract No: EP-W-DS-03D  
Unit Price: \$437  
Transfer To: —  
Lab Contract No: —  
Unit Price: —

Date Shipped: 9/1/2009  
Carrier Name: FedEx  
Airbill: 8638 3300 6373  
Shipped to: Spectrum Analytical  
175 Metro Center Blvd.  
Warwick RI 02886  
(401) 732-3400

Chain of Custody Record

Relinquished By	(Date / Time)	Sampler Signature	Received By	(Date / Time)
<i>[Signature]</i>	9/1/2009 17:15	<i>[Signature]</i>	<i>[Signature]</i>	9/1/2009 8:55
2				
3				
4				

ORGANIC SAMPLE No.	MATRIX/ SAMPLER	CONC/ TYPE	ANALYSIS/ TURNAROUND	PRESERVATIVE/ Bottles	TAG No./	STATION LOCATION	SAMPLE COLLECT DATE/TIME	FOR LAB USE ONLY SAMPLE No.	Sample Condition On Receipt
19 E3NW0	Soil/Sediment/ Greene, Raddeman Hodach, Unger, Shekoski	L/G	PAHs (21), PCBs (sed) (21)	5C-119805 (Ice Only), 5C-119806 (Ice Only) (2)		KK-SD070-A	11:37	INORGANIC	OK
20 E3NW1	Soil/Sediment/ Greene, Raddeman Hodach, Unger, Shekoski	L/G	PAHs (21), PCBs (sed) (21)	5C-119807 (Ice Only), 5C-119808 (Ice Only) (2)		KK-SD070-B	11:40	INORGANIC	OK
E3NW2	Soil/Sediment/ Greene, Raddeman Hodach, Unger, Shekoski	L/G	PAHs (21), PCBs (sed) (21)	5C-119809 (Ice Only), 5C-119810 (Ice Only) (2)		KK-SD070-N	11:42	INORGANIC	
E3NW3	Soil/Sediment/ Greene, Raddeman Hodach, Unger, Shekoski	L/G	PAHs (21), PCBs (sed) (21)	5C-119811 (Ice Only), 5C-119812 (Ice Only) (2)		KK-SD071-A	10:20	INORGANIC	
E3NW4	Soil/Sediment/ Greene, Raddeman Hodach, Unger, Shekoski	L/G	PAHs (21), PCBs (sed) (21)	5C-119813 (Ice Only), 5C-119814 (Ice Only) (2)		KK-SD071-B	10:22	INORGANIC	
E3NW5	Soil/Sediment/ Greene, Raddeman Hodach, Unger, Shekoski	L/G	PAHs (21), PCBs (sed) (21)	5C-119815 (Ice Only), 5C-119816 (Ice Only) (2)		KK-SD071-N	10:26	INORGANIC	

Shipment for Case Complete?

Sample(s) to be used for laboratory QC: \_\_\_\_\_

Concentration: L = Low, M = Low/Medium, H = High  
Type/Designate: Composite = C, Grab = G

Chain of Custody Seal Number: 105495-105496  
Cooler Temperature Upon Receipt: 6°C  
Custody Seal Intact?  Shipment Iced?



**USEPA Contract Laboratory Program  
Organic Traffic Report & Chain of Custody Record**

Case No: 38947  
DAS No: 09CK16  
SDG No: E3N13

**For Lab Use Only**

Lab Contract No: EP-W-05-03D  
Unit Price: \$437  
Transfer To: —  
Lab Contract No: —  
Unit Price: —

Date Shipped: 9/1/2009  
Carrier Name: FedEx  
Airbill: 8638 3300 6373  
Shipped to: Spectrum Analytical  
175 Metro Center Blvd.  
Warwick RI 02886  
(401) 732-3400

Chain of Custody Record

Relinquished By	Date / Time	Sampler Signature Received By	Date / Time
<i>[Signature]</i>	9/1/2009 17:10	<i>[Signature]</i>	9/1/2009 8:55
2			
3			
4			

ORGANIC SAMPLE No.	MATRIX/ SAMPLER	CONC/ TYPE	ANALYSIS/ TURNAROUND	TAG No./ PRESERVATIVE/ Bottles	STATION LOCATION	SAMPLE COLLECT DATE/TIME	FOR LAB USE ONLY SAMPLE No. Sample Condition On Receipt
07 E3NX1	Soil/Sediment/ Greene, Raddeman Hodach, Unger, Shekoski	L/G	PAHs (21), PCBs (sed) (21)	5C-119827 (Ice Only), 5C-119828 (Ice Only) (2)	KK-SD056-C3	S: 9/1/2009 15:14	OK
08 E3NX2	Soil/Sediment/ Greene, Raddeman Hodach, Unger, Shekoski	L/G	PAHs (21), PCBs (sed) (21)	5C-119829 (Ice Only), 5C-119830 (Ice Only) (2)	KK-SD056-N	S: 9/1/2009 15:16	
09 E3NX3	Soil/Sediment/ Greene, Raddeman Hodach, Unger, Shekoski	L/G	PAHs (21), PCBs (sed) (21)	5C-119831 (Ice Only), 5C-119832 (Ice Only) (2)	KK-SD057-A	S: 9/1/2009 13:55	
10 E3NX4	Soil/Sediment/ Greene, Raddeman Hodach, Unger, Shekoski	L/G	PAHs (21), PCBs (sed) (21)	5C-119833 (Ice Only), 5C-119834 (Ice Only) (2)	KK-SD057-B	S: 9/1/2009 13:57	
11 E3NX5	Soil/Sediment/ Greene, Raddeman Hodach, Unger, Shekoski	L/G	PAHs (21), PCBs (sed) (21)	5C-119835 (Ice Only), 5C-119836 (Ice Only) (2)	KK-SD057-C1	S: 9/1/2009 13:59	
12 E3NX6	Soil/Sediment/ Greene, Raddeman Hodach, Unger, Shekoski	L/G	PAHs (21), PCBs (sed) (21)	5C-119837 (Ice Only), 5C-119838 (Ice Only) (2)	KK-SD057-N	S: 9/1/2009 14:02	OK

Shipment for Case Complete? N

Sample(s) to be used for laboratory QC: E3N1W9

Additional Sampler Signature(s):

Chain of Custody Seal Number: 105493-105494

Cooler Temperature Upon Receipt: 5°C

Custody Seal Intact?  Shipment Intact?

Analysis Key: PAHs = PAHs, PCBs (sed) = PCBs (sed)

Concentration: L = Low, M = Low/Medium, H = High  
Type/Designate: Composite = C, Grab = G





Contract Laboratory Program

### Sample Delivery Group (SDG)

#### Cover Sheet

SDG Number E3NT3

Laboratory Name	<u>Mitkem Laboratories</u>	Lab Code	<u>MITKEM</u>
Contract No.	<u>EP-W-05-030</u>	Case No.	<u>38947</u>
Analysis Price	<u>\$437</u>	SDG Turnaround	<u>21 days with PR</u>

#### EPA Sample Numbers in SDG (Listed in Numerical Order)

01) E3NT3	08) E3NW0	15) E3NW9MSD	22) E3NX6
02) E3NT4	09) E3NW1	16) E3NX0	/
03) E3NT5	10) E3NW6	17) E3NX1	
04) E3NT6	11) E3NW7	18) E3NX2	
05) E3NT7	12) E3NW8	19) E3NX3	
06) E3NT8	13) E3NW9	20) E3NX4	
07) E3NT9	14) E3NW9MS	21) E3NX5	

First Sample in SDG

Last Sample in SDG

First Sample Receipt Date

Last Sample Receipt Date

Note: There are a maximum of 20 field samples [excluding Performance Evaluation (PE) samples in an SDG. Attach the TR/COC Records to this form in alphanumeric order (the order listed above on this form).

Signature *Agnes R. Huntley*

Date 09/02/2009

Modified Analysis 1760.0



**USEPA Contract Laboratory Program  
Organic Traffic Report & Chain of Custody Record**

<b>Case No:</b> 38947	<b>FOR LAB USE ONLY</b>
<b>DAS No:</b> 09CK16	<b>SAMPLE No.</b>
<b>SDG No:</b> E3NT3	
<b>For Lab Use Only</b>	
<b>Lab Contract No:</b> EP-W-05-03D	
<b>Unit Price:</b> \$437	
<b>Transfer To:</b> —	
<b>Lab Contract No:</b> —	
<b>Unit Price:</b> —	

Chain of Custody Record			
<b>Date Shipped:</b> 9/1/2009	<b>Relinquished By</b> (Date / Time)	<b>Sampler Signature</b> (Date / Time)	<b>Received By</b> (Date / Time)
<b>Carrier Name:</b> FedEx	<i>[Signature]</i> 9/1/2009 17:10	<i>[Signature]</i> 9/1/2009 8:55	<i>[Signature]</i>
<b>Airbill:</b> 8638 3300 6373	2		
<b>Shipped to:</b> Spectrum Analytical 175 Metro Center Blvd. Warwick RI 02886 (401) 732-3400	3		
	4		

ORGANIC SAMPLE No.	MATRIX/ SAMPLER	CONC/ TYPE	ANALYSIS/ TURNAROUND	PRESERVATIVE/ Bottles	TAG No./	STATION LOCATION	SAMPLE COLLECT DATE/TIME	INORGANIC SAMPLE No.	FOR LAB USE ONLY Sample Condition on Receipt
01 E3NT3	Soil/Sediment/ Greene, Raddeman Hodach, Unger, Shekoski	L/G	PAHs (21), PCBs (sed) (21)	5C-118191 (Ice Only), 5C-118192 (Ice Only) (2)		KK-SD058-A	S: 9/1/2009 12:45		OK
02 E3NW6	Soil/Sediment/ Greene, Raddeman Hodach, Unger, Shekoski	L/G	PAHs (21), PCBs (sed) (21)	5C-119817 (Ice Only), 5C-119818 (Ice Only) (2)		KK-SD056-A	S: 9/1/2009 15:00		
03 E3NW7	Soil/Sediment/ Greene, Raddeman Hodach, Unger, Shekoski	L/G	PAHs (21), PCBs (sed) (21)	5C-119819 (Ice Only), 5C-119820 (Ice Only) (2)		KK-SD056-B	S: 9/1/2009 15:03		
04 E3NW8	Soil/Sediment/ Greene, Raddeman Hodach, Unger, Shekoski	L/G	PAHs (21), PCBs (sed) (21)	5C-119821 (Ice Only), 5C-119822 (Ice Only) (2)		KK-SD056-C1	S: 9/1/2009 15:06		OK
05 E3NW9	Soil/Sediment/ Greene, Raddeman Hodach, Unger, Shekoski	L/G	PAHs (21), PCBs (sed) (21)	5C-119823 (Ice Only), 5C-119824 (Ice Only) (2)		KK-SD056-C2	S: 9/1/2009 15:10		
06 E3NX0	Soil/Sediment/ Greene, Raddeman Hodach, Unger, Shekoski	L/G	PAHs (21), PCBs (sed) (21)	5C-119825 (Ice Only), 5C-119826 (Ice Only) (2)		KK-SD056-C2FD	S: 9/1/2009 15:12		OK

<b>Shipment for Case Complete?</b> N	<b>Sample(s) to be used for laboratory QC:</b> E3NW9	<b>Additional Sampler Signature(s):</b>	<b>Cooler Temperature Upon Receipt:</b> 5°C	<b>Chain of Custody Seal Number:</b> 105493-105494
<b>Analysis Key:</b> PAHs = PAHs, PCBs (sed) = PCBs (sed)	<b>Concentration:</b> L = Low, M = Low/Medium, H = High	<b>Type/Designate:</b> Composite = C, Grab = G	<b>Custody Seal Intact?</b> <input checked="" type="checkbox"/>	<b>Shipment Iced?</b> <input checked="" type="checkbox"/>



**USEPA Contract Laboratory Program  
Organic Traffic Report & Chain of Custody Record**

Case No: 38947  
DAS No: 09CK16  
SDG No: E3NT3

**L**

**For Lab Use Only**

Lab Contract No: EP-W-05-030  
Unit Price: \$ 437  
Transfer To: -  
Lab Contract No: -  
Unit Price: -

**Chain of Custody Record**

Date Shipped: 9/1/2009  
Carrier Name: FedEx  
Airbill: 8638 3300 6373  
Shipped to: Spectrum Analytical  
175 Metro Center Blvd.  
Warwick RI 02886  
(401) 732-3400

Relinquished By (Date / Time) | Sampler Signature Received By (Date / Time)

1 [Signature] 9/1/2009 17:15 | [Signature] 9/1/2009 8:55  
2 \_\_\_\_\_  
3 \_\_\_\_\_  
4 \_\_\_\_\_

ORGANIC SAMPLE No.	MATRIX/ SAMPLER	CONC/ TYPE	ANALYSIS/ TURNAROUND	TAG No./ PRESERVATIVE/ Bottles	STATION LOCATION	SAMPLE COLLECT DATE/TIME	FOR LAB USE ONLY Sample Condition On Receipt
13 E3NT4	Soil/Sediment/ Greene, Raddeman Hodach, Unger, Shekoski	L/G	PAHs (21), PCBs (sed) (21)	5C-118193 (Ice Only), 5C-118194 (Ice Only) (2)	KK-SD058-B	S: 9/1/2009 12:47	OK
14 E3NT5	Soil/Sediment/ Greene, Raddeman Hodach, Unger, Shekoski	L/G	PAHs (21), PCBs (sed) (21)	5C-118195 (Ice Only), 5C-118196 (Ice Only) (2)	KK-SD058-C1	S: 9/1/2009 12:50	OK
15 E3NT6	Soil/Sediment/ Greene, Raddeman Hodach, Unger, Shekoski	L/G	PAHs (21), PCBs (sed) (21)	5C-118197 (Ice Only), 5C-118198 (Ice Only) (2)	KK-SD058-C1-FD	S: 9/1/2009 12:50	OK
16 E3NT7	Soil/Sediment/ Greene, Raddeman Hodach, Unger, Shekoski	L/G	PAHs (21), PCBs (sed) (21)	5C-118199 (Ice Only), 5C-118200 (Ice Only) (2)	KK-SD058-C2	S: 9/1/2009 12:55	OK
17 E3NT8	Soil/Sediment/ Greene, Raddeman Hodach, Unger, Shekoski	L/G	PAHs (21), PCBs (sed) (21)	5C-119801 (Ice Only), 5C-119802 (Ice Only) (2)	KK-SD058-C3	S: 9/1/2009 13:05	OK
18 E3NT9	Soil/Sediment/ Greene, Raddeman Hodach, Unger, Shekoski	L/G	PAHs (21), PCBs (sed) (21)	5C-119803 (Ice Only), 5C-119804 (Ice Only) (2)	KK-SD058-N	S: 9/1/2009 13:08	OK

Shipment for Case Complete?

Analysis Key: PAHs = PAHs, PCBs (sed) = PCBs (sed)

Sample(s) to be used for laboratory QC: \_\_\_\_\_


Concentration: L = Low, M = Low/Medium, H = High

Additional Sampler Signature(s): \_\_\_\_\_

Chain of Custody Seal Number: 105495-105496

Cooler Temperature Upon Receipt: 6°C

Custody Seal Intact?  Shipment Iced?



**USEPA Contract Laboratory Program  
Organic Traffic Report & Chain of Custody Record**

Case No: 38947  
DAS No: 09CK16  
SDG No: E3NT3

For Lab Use Only  
Lab Contract No: EP-W-DS-03D  
Unit Price: \$437  
Transfer To: —  
Lab Contract No: —  
Unit Price: —

Date Shipped: 9/1/2009  
Carrier Name: FedEx  
Airbill: 8638 3300 6373  
Shipped to: Spectrum Analytical  
175 Metro Center Blvd.  
Warwick RI 02886  
(401) 732-3400

Chain of Custody Record

Relinquished By	(Date / Time)	Sampler Signature	Received By	(Date / Time)
<i>[Signature]</i>	9/1/2009 17:15	<i>[Signature]</i>	<i>[Signature]</i>	9/1/2009 8:55
2				
3				
4				

ORGANIC SAMPLE No.	MATRIX/ SAMPLER	CONC/ TYPE	ANALYSIS/ TURNAROUND	PRESERVATIVE/ Bottles	TAG No./	STATION LOCATION	SAMPLE COLLECT DATE/TIME	FOR LAB USE ONLY SAMPLE No.	Sample Condition On Receipt
19 E3NW0	Soil/Sediment/ Greene, Raddeman Hodach, Unger, Shekoski	L/G	PAHs (21), PCBs (sed) (21)	5C-119805 (Ice Only), 5C-119806 (Ice Only) (2)		KK-SD070-A	11:37	INORGANIC	OK
20 E3NW1	Soil/Sediment/ Greene, Raddeman Hodach, Unger, Shekoski	L/G	PAHs (21), PCBs (sed) (21)	5C-119807 (Ice Only), 5C-119808 (Ice Only) (2)		KK-SD070-B	11:40	INORGANIC	OK
E3NW2	Soil/Sediment/ Greene, Raddeman Hodach, Unger, Shekoski	L/G	PAHs (21), PCBs (sed) (21)	5C-119809 (Ice Only), 5C-119810 (Ice Only) (2)		KK-SD070-N	11:42	INORGANIC	
E3NW3	Soil/Sediment/ Greene, Raddeman Hodach, Unger, Shekoski	L/G	PAHs (21), PCBs (sed) (21)	5C-119811 (Ice Only), 5C-119812 (Ice Only) (2)		KK-SD071-A	10:20	INORGANIC	
E3NW4	Soil/Sediment/ Greene, Raddeman Hodach, Unger, Shekoski	L/G	PAHs (21), PCBs (sed) (21)	5C-119813 (Ice Only), 5C-119814 (Ice Only) (2)		KK-SD071-B	10:22	INORGANIC	
E3NW5	Soil/Sediment/ Greene, Raddeman Hodach, Unger, Shekoski	L/G	PAHs (21), PCBs (sed) (21)	5C-119815 (Ice Only), 5C-119816 (Ice Only) (2)		KK-SD071-N	10:26	INORGANIC	

Shipment for Case Complete?

Sample(s) to be used for laboratory QC:

Concentration: L = Low, M = Low/Medium, H = High  
Type/Designate: Composite = C, Grab = G

Additional Sampler Signature(s):

Cooler Temperature Upon Receipt: 6°C

Chain of Custody Seal Number: 105495-105496

Custody Seal Intact?  Shipment lead?



**USEPA Contract Laboratory Program  
Organic Traffic Report & Chain of Custody Record**

Case No: 38947  
DAS No: 09CK16  
SDG No: E3N13

**For Lab Use Only**

Lab Contract No: EP-W-05-03D  
Unit Price: \$437  
Transfer To: —  
Lab Contract No: —  
Unit Price: —

Date Shipped: 9/1/2009  
Carrier Name: FedEx  
Airbill: 8638 3300 6373  
Shipped to: Spectrum Analytical  
175 Metro Center Blvd.  
Warwick RI 02886  
(401) 732-3400

Chain of Custody Record

Relinquished By	Date / Time	Sampler Signature Received By	Date / Time
<i>[Signature]</i>	9/1/2009 17:10	<i>[Signature]</i>	9/1/2009 8:55
2			
3			
4			

ORGANIC SAMPLE No.	MATRIX/ SAMPLER	CONC/ TYPE	ANALYSIS/ TURNAROUND	TAG No./ PRESERVATIVE/ Bottles	STATION LOCATION	SAMPLE COLLECT DATE/TIME	FOR LAB USE ONLY Sample Condition On Receipt
07 E3NX1	Soil/Sediment/ Greene, Raddeman Hodach, Unger, Shekoski	L/G	PAHs (21), PCBs (sed) (21)	5C-119827 (Ice Only), 5C-119828 (Ice Only) (2)	KK-SD056-C3	S: 9/1/2009 15:14	OK
08 E3NX2	Soil/Sediment/ Greene, Raddeman Hodach, Unger, Shekoski	L/G	PAHs (21), PCBs (sed) (21)	5C-119829 (Ice Only), 5C-119830 (Ice Only) (2)	KK-SD056-N	S: 9/1/2009 15:16	
09 E3NX3	Soil/Sediment/ Greene, Raddeman Hodach, Unger, Shekoski	L/G	PAHs (21), PCBs (sed) (21)	5C-119831 (Ice Only), 5C-119832 (Ice Only) (2)	KK-SD057-A	S: 9/1/2009 13:55	
10 E3NX4	Soil/Sediment/ Greene, Raddeman Hodach, Unger, Shekoski	L/G	PAHs (21), PCBs (sed) (21)	5C-119833 (Ice Only), 5C-119834 (Ice Only) (2)	KK-SD057-B	S: 9/1/2009 13:57	
11 E3NX5	Soil/Sediment/ Greene, Raddeman Hodach, Unger, Shekoski	L/G	PAHs (21), PCBs (sed) (21)	5C-119835 (Ice Only), 5C-119836 (Ice Only) (2)	KK-SD057-C1	S: 9/1/2009 13:59	
12 E3NX6	Soil/Sediment/ Greene, Raddeman Hodach, Unger, Shekoski	L/G	PAHs (21), PCBs (sed) (21)	5C-119837 (Ice Only), 5C-119838 (Ice Only) (2)	KK-SD057-N	S: 9/1/2009 14:02	OK

Shipment for Case Complete? N

Sample(s) to be used for laboratory QC: E3N1W9

Concentration: L = Low, M = Low/Medium, H = High

Additional Sampler Signature(s):

Chain of Custody Seal Number: 105493-105494

Cooler Temperature Upon Receipt: 5°C

Custody Seal Intact?  Shipment Intact?

1E - FORM I SV-2  
SEMIVOLATILE ORGANICS ANALYSIS DATA SHEET

EPA SAMPLE NO.

E3NT3

Lab Name: MITKEM LABORATORIES Contract: EP-W-05-030  
 Lab Code: MITKEM Case No.: 38947 Mod. Ref No.: 1760.0 SDG No.: E3NT3  
 Matrix: (SOIL/SED/WATER) SOIL Lab Sample ID: H1698-01A  
 Sample wt/vol: 30.1 (g/mL) G Lab File ID: S4D5813.D  
 Level: (LOW/MED) LOW Extraction: (Type) SONC  
 % Moisture: 45 Decanted: (Y/N) N Date Received: 09/02/2009  
 Concentrated Extract Volume: 500 (uL) Date Extracted: 09/02/2009  
 Injection Volume: 2.0 (uL) GPC Factor: 2.00 Date Analyzed: 09/05/2009  
 GPC Cleanup: (Y/N) Y pH: 7.2 Dilution Factor: 1.0

CAS NO.	COMPOUND	CONCENTRATION UNITS:		Q
		(ug/L or ug/Kg)	UG/KG	
91-20-3	Naphthalene		740	
91-57-6	2-Methylnaphthalene		220	J
208-96-8	Acenaphthylene		370	
83-32-9	Acenaphthene		750	

**PRELIMINARY**

1E - FORM I SV-2  
SEMIVOLATILE ORGANICS ANALYSIS DATA SHEET

EPA SAMPLE NO.

E3NT3

Lab Name: MITKEM LABORATORIES Contract: EP-W-05-030  
 Lab Code: MITKEM Case No.: 38947 Mod. Ref No.: 1760.0 SDG No.: E3NT3  
 Matrix: (SOIL/SED/WATER) SOIL Lab Sample ID: H1698-01A  
 Sample wt/vol: 30.1 (g/mL) G Lab File ID: S4D5813.D  
 Level: (LOW/MED) LOW Extraction: (Type) SONC  
 % Moisture: 45 Decanted: (Y/N) N Date Received: 09/02/2009  
 Concentrated Extract Volume: 500 (uL) Date Extracted: 09/02/2009  
 Injection Volume: 2.0 (uL) GPC Factor: 2.00 Date Analyzed: 09/05/2009  
 GPC Cleanup: (Y/N) Y pH: 7.2 Dilution Factor: 1.0

CAS NO.	COMPOUND	CONCENTRATION UNITS: (ug/L or ug/Kg)	UG/KG	Q
86-73-7	Fluorene		1200	
85-01-8	Phenanthrene		12000	E
120-12-7	Anthracene		2000	
206-44-0	Fluoranthene		26000	E
129-00-0	Pyrene		11000	E
56-55-3	Benzo(a)anthracene		7300	E
218-01-9	Chrysene		7200	E
205-99-2	Benzo(b)fluoranthene		13000	E
207-08-9	Benzo(k)fluoranthene		6400	E
50-32-8	Benzo(a)pyrene		7500	E
193-39-5	Indeno(1,2,3-cd)pyrene		2900	
53-70-3	Dibenzo(a,h)anthracene		1000	
191-24-2	Benzo(g,h,i)perylene		3100	

(1) Cannot be separated from Diphenylamine

PRELIMINARY

1D - FORM I SV-1  
SEMIVOLATILE ORGANICS ANALYSIS DATA SHEET

EPA SAMPLE NO.

E3NT4

Lab Name: MITKEM LABORATORIES Contract: EP-W-05-030  
 Lab Code: MITKEM Case No.: 38947 Mod. Ref No.: 1760.0 SDG No.: E3NT3  
 Matrix: (SOIL/SED/WATER) SOIL Lab Sample ID: H1698-13A  
 Sample wt/vol: 30.3 (g/mL) G Lab File ID: S4D5827.D  
 Level: (LOW/MED) LOW Extraction: (Type) SONC  
 % Moisture: 43 Decanted: (Y/N) N Date Received: 09/02/2009  
 Concentrated Extract Volume: 500 (uL) Date Extracted: 09/02/2009  
 Injection Volume: 2.0 (uL) GPC Factor: 2.00 Date Analyzed: 09/05/2009  
 GPC Cleanup: (Y/N) Y pH: 7.4 Dilution Factor: 1.0

CAS NO.	COMPOUND	CONCENTRATION UNITS:		Q
		(ug/L or ug/Kg)	UG/KG	
91-20-3	Naphthalene		500	
91-57-6	2-Methylnaphthalene		410	
208-96-8	Acenaphthylene		350	
83-32-9	Acenaphthene		940	

**PRELIMINARY**



1E - FORM I SV-2  
SEMIVOLATILE ORGANICS ANALYSIS DATA SHEET

EPA SAMPLE NO.

E3NT4

Lab Name: MITKEM LABORATORIES Contract: EP-W-05-030  
 Lab Code: MITKEM Case No.: 38947 Mod. Ref No.: 1760.0 SDG No.: E3NT3  
 Matrix: (SOIL/SED/WATER) SOIL Lab Sample ID: H1698-13A  
 Sample wt/vol: 30.3 (g/mL) G Lab File ID: S4D5827.D  
 Level: (LOW/MED) LOW Extraction: (Type) SONC  
 % Moisture: 43 Decanted: (Y/N) N Date Received: 09/02/2009  
 Concentrated Extract Volume: 500 (uL) Date Extracted: 09/02/2009  
 Injection Volume: 2.0 (uL) GPC Factor: 2.00 Date Analyzed: 09/05/2009  
 GPC Cleanup: (Y/N) Y pH: 7.4 Dilution Factor: 1.0

CAS NO.	COMPOUND	CONCENTRATION UNITS: <u>UG/KG</u> (ug/L or ug/Kg)	<u>Q</u>
86-73-7	Fluorene	1400	
85-01-8	Phenanthrene	16000	E
120-12-7	Anthracene	1900	
206-44-0	Fluoranthene	33000	E
129-00-0	Pyrene	6100	E
56-55-3	Benzo(a)anthracene	5500	E
218-01-9	Chrysene	4600	
205-99-2	Benzo(b)fluoranthene	9100	E
207-08-9	Benzo(k)fluoranthene	4400	
50-32-8	Benzo(a)pyrene	6100	E
193-39-5	Indeno(1,2,3-cd)pyrene	1300	
53-70-3	Dibenzo(a,h)anthracene	440	
191-24-2	Benzo(g,h,i)perylene	1100	

(1) Cannot be separated from Diphenylamine

PRELIMINARY

1D - FORM I SV-1  
SEMIVOLATILE ORGANICS ANALYSIS DATA SHEET

EPA SAMPLE NO.

E3NT5

Lab Name: MITKEM LABORATORIES Contract: EP-W-05-030  
 Lab Code: MITKEM Case No.: 38947 Mod. Ref No.: 1760.0 SDG No.: E3NT3  
 Matrix: (SOIL/SED/WATER) SOIL Lab Sample ID: H1698-14A  
 Sample wt/vol: 30.1 (g/mL) G Lab File ID: S4D5828.D  
 Level: (LOW/MED) LOW Extraction: (Type) SONC  
 % Moisture: 42 Decanted: (Y/N) N Date Received: 09/02/2009  
 Concentrated Extract Volume: 500 (uL) Date Extracted: 09/02/2009  
 Injection Volume: 2.0 (uL) GPC Factor: 2.00 Date Analyzed: 09/05/2009  
 GPC Cleanup: (Y/N) Y pH: 7.6 Dilution Factor: 1.0

CAS NO.	COMPOUND	CONCENTRATION UNITS:		Q
		(ug/L or ug/Kg)	UG/KG	
91-20-3	Naphthalene		360	
91-57-6	2-Methylnaphthalene		180	J
208-96-8	Acenaphthylene		170	J
83-32-9	Acenaphthene		580	

**PRELIMINARY**

SOM01.2 (6/2007)

1E - FORM I SV-2  
SEMIVOLATILE ORGANICS ANALYSIS DATA SHEET

EPA SAMPLE NO.

E3NT5

Lab Name: MITKEM LABORATORIES Contract: EP-W-05-030  
 Lab Code: MITKEM Case No.: 38947 Mod. Ref No.: 1760.0 SDG No.: E3NT3  
 Matrix: (SOIL/SED/WATER) SOIL Lab Sample ID: H1698-14A  
 Sample wt/vol: 30.1 (g/mL) G Lab File ID: S4D5828.D  
 Level: (LOW/MED) LOW Extraction: (Type) SONC  
 % Moisture: 42 Decanted: (Y/N) N Date Received: 09/02/2009  
 Concentrated Extract Volume: 500 (uL) Date Extracted: 09/02/2009  
 Injection Volume: 2.0 (uL) GPC Factor: 2.00 Date Analyzed: 09/05/2009  
 GPC Cleanup: (Y/N) Y pH: 7.6 Dilution Factor: 1.0

CAS NO.	COMPOUND	CONCENTRATION UNITS:		Q
		(ug/L or ug/Kg)	UG/KG	
86-73-7	Fluorene		740	
85-01-8	Phenanthrene		9600	E
120-12-7	Anthracene		1500	
206-44-0	Fluoranthene		18000	E
129-00-0	Pyrene		3100	
56-55-3	Benzo(a)anthracene		3700	
218-01-9	Chrysene		3800	
205-99-2	Benzo(b)fluoranthene		8100	E
207-08-9	Benzo(k)fluoranthene		3100	
50-32-8	Benzo(a)pyrene		1400	
193-39-5	Indeno(1,2,3-cd)pyrene		650	
53-70-3	Dibenzo(a,h)anthracene		400	
191-24-2	Benzo(g,h,i)perylene		85	J

(1) Cannot be separated from Diphenylamine

**PRELIMINARY**

SOM01.2 (6/2007)

1D - FORM I SV-1  
SEMIVOLATILE ORGANICS ANALYSIS DATA SHEET

EPA SAMPLE NO.

E3NT6

Lab Name: MITKEM LABORATORIES Contract: EP-W-05-030  
 Lab Code: MITKEM Case No.: 38947 Mod. Ref No.: 1760.0 SDG No.: E3NT3  
 Matrix: (SOIL/SED/WATER) SOIL Lab Sample ID: H1698-15A  
 Sample wt/vol: 30.0 (g/mL) G Lab File ID: S4D5829.D  
 Level: (LOW/MED) LOW Extraction: (Type) SONC  
 % Moisture: 44 Decanted: (Y/N) N Date Received: 09/02/2009  
 Concentrated Extract Volume: 500 (uL) Date Extracted: 09/02/2009  
 Injection Volume: 2.0 (uL) GPC Factor: 2.00 Date Analyzed: 09/05/2009  
 GPC Cleanup: (Y/N) Y pH: 7.8 Dilution Factor: 1.0

CAS NO.	COMPOUND	CONCENTRATION UNITS:		Q
		(ug/L or ug/Kg)	UG/KG	
91-20-3	Naphthalene		540	
91-57-6	2-Methylnaphthalene		330	
208-96-8	Acenaphthylene		220	J
83-32-9	Acenaphthene		1100	

PRELIMINARY

1E - FORM I SV-2  
SEMIVOLATILE ORGANICS ANALYSIS DATA SHEET

EPA SAMPLE NO.

E3NT6

Lab Name: MITKEM LABORATORIES Contract: EP-W-05-030  
 Lab Code: MITKEM Case No.: 38947 Mod. Ref No.: 1760.0 SDG No.: E3NT3  
 Matrix: (SOIL/SED/WATER) SOIL Lab Sample ID: H1698-15A  
 Sample wt/vol: 30.0 (g/mL) G Lab File ID: S4D5829.D  
 Level: (LOW/MED) LOW Extraction: (Type) SONC  
 % Moisture: 44 Decanted: (Y/N) N Date Received: 09/02/2009  
 Concentrated Extract Volume: 500 (uL) Date Extracted: 09/02/2009  
 Injection Volume: 2.0 (uL) GPC Factor: 2.00 Date Analyzed: 09/05/2009  
 GPC Cleanup: (Y/N) Y pH: 7.8 Dilution Factor: 1.0

CAS NO.	COMPOUND	CONCENTRATION UNITS:		Q
		(ug/L or ug/Kg)	UG/KG	
86-73-7	Fluorene		1400	
85-01-8	Phenanthrene		21000	E
120-12-7	Anthracene		2600	
206-44-0	Fluoranthene		30000	E
129-00-0	Pyrene		8200	E
56-55-3	Benzo(a)anthracene		5400	E
218-01-9	Chrysene		5100	E
205-99-2	Benzo(b)fluoranthene		13000	E
207-08-9	Benzo(k)fluoranthene		9200	E
50-32-8	Benzo(a)pyrene		9500	E
193-39-5	Indeno(1,2,3-cd)pyrene		1900	
53-70-3	Dibenzo(a,h)anthracene		530	
191-24-2	Benzo(g,h,i)perylene		1900	

(1) Cannot be separated from Diphenylamine

**PRELIMINARY**

SOM01.2 (6/2007)

1D - FORM I SV-1  
SEMIVOLATILE ORGANICS ANALYSIS DATA SHEET

EPA SAMPLE NO.

E3NT7

Lab Name: MITKEM LABORATORIES Contract: EP-W-05-030  
 Lab Code: MITKEM Case No.: 38947 Mod. Ref No.: 1760.0 SDG No.: E3NT3  
 Matrix: (SOIL/SED/WATER) SOIL Lab Sample ID: H1698-16A  
 Sample wt/vol: 30.0 (g/mL) G Lab File ID: S4D5830.D  
 Level: (LOW/MED) LOW Extraction: (Type) SONC  
 % Moisture: 40 Decanted: (Y/N) N Date Received: 09/02/2009  
 Concentrated Extract Volume: 500 (uL) Date Extracted: 09/02/2009  
 Injection Volume: 2.0 (uL) GPC Factor: 2.00 Date Analyzed: 09/05/2009  
 GPC Cleanup: (Y/N) Y pH: 7.9 Dilution Factor: 1.0

CAS NO.	COMPOUND	CONCENTRATION UNITS:	
		(ug/L or ug/Kg)	UG/KG
91-20-3	Naphthalene		340
91-57-6	2-Methylnaphthalene		94
208-96-8	Acenaphthylene		110
83-32-9	Acenaphthene		200

**PRELIMINARY**

1E - FORM I SV-2  
SEMIVOLATILE ORGANICS ANALYSIS DATA SHEET

EPA SAMPLE NO.

E3NT7

Lab Name: MITKEM LABORATORIES Contract: EP-W-05-030  
 Lab Code: MITKEM Case No.: 38947 Mod. Ref No.: 1760.0 SDG No.: E3NT3  
 Matrix: (SOIL/SED/WATER) SOIL Lab Sample ID: H1698-16A  
 Sample wt/vol: 30.0 (g/mL) G Lab File ID: S4D5830.D  
 Level: (LOW/MED) LOW Extraction: (Type) SONC  
 % Moisture: 40 Decanted: (Y/N) N Date Received: 09/02/2009  
 Concentrated Extract Volume: 500 (uL) Date Extracted: 09/02/2009  
 Injection Volume: 2.0 (uL) GPC Factor: 2.00 Date Analyzed: 09/05/2009  
 GPC Cleanup: (Y/N) Y pH: 7.9 Dilution Factor: 1.0

CAS NO.	COMPOUND	CONCENTRATION UNITS: (ug/L or ug/Kg)	UG/KG	Q
86-73-7	Fluorene		250	J
85-01-8	Phenanthrene		1700	
120-12-7	Anthracene		370	
206-44-0	Fluoranthene		3500	
129-00-0	Pyrene		1000	
56-55-3	Benzo(a)anthracene		1100	
218-01-9	Chrysene		1100	
205-99-2	Benzo(b)fluoranthene		1500	
207-08-9	Benzo(k)fluoranthene		540	
50-32-8	Benzo(a)pyrene		290	
193-39-5	Indeno(1,2,3-cd)pyrene		170	J
53-70-3	Dibenzo(a,h)anthracene		130	J
191-24-2	Benzo(g,h,i)perylene		280	U

(1) Cannot be separated from Diphenylamine

**PRELIMINARY**

SOM01.2 (6/2007)

1D - FORM I SV-1  
SEMIVOLATILE ORGANICS ANALYSIS DATA SHEET

EPA SAMPLE NO.

E3NT8

Lab Name: MITKEM LABORATORIES Contract: EP-W-05-030  
 Lab Code: MITKEM Case No.: 38947 Mod. Ref No.: 1760.0 SDG No.: E3NT3  
 Matrix: (SOIL/SED/WATER) SOIL Lab Sample ID: H1698-17A  
 Sample wt/vol: 30.2 (g/mL) G Lab File ID: S4D5831.D  
 Level: (LOW/MED) LOW Extraction: (Type) SONC  
 % Moisture: 40 Decanted: (Y/N) N Date Received: 09/02/2009  
 Concentrated Extract Volume: 500 (uL) Date Extracted: 09/02/2009  
 Injection Volume: 2.0 (uL) GPC Factor: 2.00 Date Analyzed: 09/05/2009  
 GPC Cleanup: (Y/N) Y pH: 7.8 Dilution Factor: 1.0

CAS NO.	COMPOUND	CONCENTRATION UNITS:		Q
		(ug/L or ug/Kg)	UG/KG	
91-20-3	Naphthalene		300	
91-57-6	2-Methylnaphthalene		120	J
208-96-8	Acenaphthylene		280	U
83-32-9	Acenaphthene		220	J

**PRELIMINARY**



1E - FORM I SV-2  
SEMIVOLATILE ORGANICS ANALYSIS DATA SHEET

EPA SAMPLE NO.

E3NT8

Lab Name: MITKEM LABORATORIES Contract: EP-W-05-030  
 Lab Code: MITKEM Case No.: 38947 Mod. Ref No.: 1760.0 SDG No.: E3NT3  
 Matrix: (SOIL/SED/WATER) SOIL Lab Sample ID: H1698-17A  
 Sample wt/vol: 30.2 (g/mL) G Lab File ID: S4D5831.D  
 Level: (LOW/MED) LOW Extraction: (Type) SONC  
 % Moisture: 40 Decanted: (Y/N) N Date Received: 09/02/2009  
 Concentrated Extract Volume: 500 (uL) Date Extracted: 09/02/2009  
 Injection Volume: 2.0 (uL) GPC Factor: 2.00 Date Analyzed: 09/05/2009  
 GPC Cleanup: (Y/N) Y pH: 7.8 Dilution Factor: 1.0

CAS NO.	COMPOUND	CONCENTRATION UNITS:		Q
		(ug/L or ug/Kg)	UG/KG	
86-73-7	Fluorene		220	J
85-01-8	Phenanthrene		2000	
120-12-7	Anthracene		390	
206-44-0	Fluoranthene		3500	
129-00-0	Pyrene		910	
56-55-3	Benzo(a)anthracene		1100	
218-01-9	Chrysene		860	
205-99-2	Benzo(b)fluoranthene		1000	
207-08-9	Benzo(k)fluoranthene		690	
50-32-8	Benzo(a)pyrene		230	J
193-39-5	Indeno(1,2,3-cd)pyrene		150	J
53-70-3	Dibenzo(a,h)anthracene		130	J
191-24-2	Benzo(g,h,i)perylene		280	U

(1) Cannot be separated from Diphenylamine

**PRELIMINARY**

1D - FORM I SV-1  
SEMIVOLATILE ORGANICS ANALYSIS DATA SHEET

EPA SAMPLE NO.

E3NT9

Lab Name: MITKEM LABORATORIES Contract: EP-W-05-030  
 Lab Code: MITKEM Case No.: 38947 Mod. Ref No.: 1760.0 SDG No.: E3NT3  
 Matrix: (SOIL/SED/WATER) SOIL Lab Sample ID: H1698-18A  
 Sample wt/vol: 30.0 (g/mL) G Lab File ID: S4D5832.D  
 Level: (LOW/MED) LOW Extraction: (Type) SONC  
 % Moisture: 38 Decanted: (Y/N) N Date Received: 09/02/2009  
 Concentrated Extract Volume: 500 (uL) Date Extracted: 09/02/2009  
 Injection Volume: 2.0 (uL) GPC Factor: 2.00 Date Analyzed: 09/05/2009  
 GPC Cleanup: (Y/N) Y pH: 7.9 Dilution Factor: 1.0

CAS NO.	COMPOUND	CONCENTRATION UNITS:	
		(ug/L or ug/Kg)	UG/KG
91-20-3	Naphthalene	270	U
91-57-6	2-Methylnaphthalene	270	U
208-96-8	Acenaphthylene	270	U
83-32-9	Acenaphthene	270	U

**PRELIMINARY**

1E - FORM I SV-2  
SEMIVOLATILE ORGANICS ANALYSIS DATA SHEET

EPA SAMPLE NO.

E3NT9

Lab Name: MITKEM LABORATORIES Contract: EP-W-05-030  
 Lab Code: MITKEM Case No.: 38947 Mod. Ref No.: 1760.0 SDG No.: E3NT3  
 Matrix: (SOIL/SED/WATER) SOIL Lab Sample ID: H1698-18A  
 Sample wt/vol: 30.0 (g/mL) G Lab File ID: S4D5832.D  
 Level: (LOW/MED) LOW Extraction: (Type) SONC  
 % Moisture: 38 Decanted: (Y/N) N Date Received: 09/02/2009  
 Concentrated Extract Volume: 500 (uL) Date Extracted: 09/02/2009  
 Injection Volume: 2.0 (uL) GPC Factor: 2.00 Date Analyzed: 09/05/2009  
 GPC Cleanup: (Y/N) Y pH: 7.9 Dilution Factor: 1.0

CAS NO.	COMPOUND	CONCENTRATION UNITS:		Q
		(ug/L or ug/Kg)	UG/KG	
86-73-7	Fluorene		270	U
85-01-8	Phenanthrene		270	U
120-12-7	Anthracene		270	U
206-44-0	Fluoranthene		270	U
129-00-0	Pyrene		61	J
56-55-3	Benzo(a)anthracene		270	U
218-01-9	Chrysene		55	J
205-99-2	Benzo(b)fluoranthene		270	U
207-08-9	Benzo(k)fluoranthene		270	U
50-32-8	Benzo(a)pyrene		270	U
193-39-5	Indeno(1,2,3-cd)pyrene		270	U
53-70-3	Dibenzo(a,h)anthracene		270	U
191-24-2	Benzo(g,h,i)perylene		270	U

(1) Cannot be separated from Diphenylamine

**PRELIMINARY**

SOM01.2 (6/2007)

1D - FORM I SV-1  
SEMIVOLATILE ORGANICS ANALYSIS DATA SHEET

EPA SAMPLE NO.

E3NW0

Lab Name: MITKEM LABORATORIES Contract: EP-W-05-030  
 Lab Code: MITKEM Case No.: 38947 Mod. Ref No.: 1760.0 SDG No.: E3NT3  
 Matrix: (SOIL/SED/WATER) SOIL Lab Sample ID: H1698-19A  
 Sample wt/vol: 30.3 (g/mL) G Lab File ID: S4D5833.D  
 Level: (LOW/MED) LOW Extraction: (Type) SONC  
 % Moisture: 45 Decanted: (Y/N) N Date Received: 09/02/2009  
 Concentrated Extract Volume: 500 (uL) Date Extracted: 09/02/2009  
 Injection Volume: 2.0 (uL) GPC Factor: 2.00 Date Analyzed: 09/05/2009  
 GPC Cleanup: (Y/N) Y pH: 7.3 Dilution Factor: 1.0

CAS NO.	COMPOUND	CONCENTRATION UNITS: (ug/L or ug/Kg)	UG/KG	Q
91-20-3	Naphthalene		750	
91-57-6	2-Methylnaphthalene		310	J
208-96-8	Acenaphthylene		190	J
83-32-9	Acenaphthene		1200	

**PRELIMINARY**

SOM01.2 (6/2007)

1E - FORM I SV-2  
SEMIVOLATILE ORGANICS ANALYSIS DATA SHEET

EPA SAMPLE NO.

E3NW0

Lab Name: MITKEM LABORATORIES Contract: EP-W-05-030  
 Lab Code: MITKEM Case No.: 38947 Mod. Ref No.: 1760.0 SDG No.: E3NT3  
 Matrix: (SOIL/SED/WATER) SOIL Lab Sample ID: H1698-19A  
 Sample wt/vol: 30.3 (g/mL) G Lab File ID: S4D5833.D  
 Level: (LOW/MED) LOW Extraction: (Type) SONC  
 % Moisture: 45 Decanted: (Y/N) N Date Received: 09/02/2009  
 Concentrated Extract Volume: 500 (uL) Date Extracted: 09/02/2009  
 Injection Volume: 2.0 (uL) GPC Factor: 2.00 Date Analyzed: 09/05/2009  
 GPC Cleanup: (Y/N) Y pH: 7.3 Dilution Factor: 1.0

CAS NO.	COMPOUND	CONCENTRATION UNITS: (ug/L or ug/Kg)	UG/KG	Q
86-73-7	Fluorene		1400	
85-01-8	Phenanthrene		11000	E
120-12-7	Anthracene		1400	
206-44-0	Fluoranthene		15000	E
129-00-0	Pyrene		2400	
56-55-3	Benzo(a)anthracene		3000	
218-01-9	Chrysene		3400	
205-99-2	Benzo(b)fluoranthene		6400	E
207-08-9	Benzo(k)fluoranthene		2300	
50-32-8	Benzo(a)pyrene		910	
193-39-5	Indeno(1,2,3-cd)pyrene		510	
53-70-3	Dibenzo(a,h)anthracene		370	
191-24-2	Benzo(g,h,i)perylene		83	J

(1) Cannot be separated from Diphenylamine

**PRELIMINARY**

1D - FORM I SV-1  
SEMIVOLATILE ORGANICS ANALYSIS DATA SHEET

EPA SAMPLE NO.

E3NW1

Lab Name: MITKEM LABORATORIES Contract: EP-W-05-030  
 Lab Code: MITKEM Case No.: 38947 Mod. Ref No.: 1760.0 SDG No.: E3NT3  
 Matrix: (SOIL/SED/WATER) SOIL Lab Sample ID: H1698-20A  
 Sample wt/vol: 30.0 (g/mL) G Lab File ID: S4D5834.D  
 Level: (LOW/MED) LOW Extraction: (Type) SONC  
 % Moisture: 38 Decanted: (Y/N) N Date Received: 09/02/2009  
 Concentrated Extract Volume: 500 (uL) Date Extracted: 09/02/2009  
 Injection Volume: 2.0 (uL) GPC Factor: 2.00 Date Analyzed: 09/05/2009  
 GPC Cleanup: (Y/N) Y pH: 7.2 Dilution Factor: 1.0

CAS NO.	COMPOUND	CONCENTRATION UNITS: (ug/L or ug/Kg)	UG/KG	Q
91-20-3	Naphthalene		230	J
91-57-6	2-Methylnaphthalene		100	J
208-96-8	Acenaphthylene		270	U
83-32-9	Acenaphthene		270	J

PRELIMINARY

1E - FORM I SV-2  
SEMIVOLATILE ORGANICS ANALYSIS DATA SHEET

EPA SAMPLE NO.

E3NW1

Lab Name: MITKEM LABORATORIES Contract: EP-W-05-030  
 Lab Code: MITKEM Case No.: 38947 Mod. Ref No.: 1760.0 SDG No.: E3NT3  
 Matrix: (SOIL/SED/WATER) SOIL Lab Sample ID: H1698-20A  
 Sample wt/vol: 30.0 (g/mL) G Lab File ID: S4D5834.D  
 Level: (LOW/MED) LOW Extraction: (Type) SONC  
 % Moisture: 38 Decanted: (Y/N) N Date Received: 09/02/2009  
 Concentrated Extract Volume: 500 (uL) Date Extracted: 09/02/2009  
 Injection Volume: 2.0 (uL) GPC Factor: 2.00 Date Analyzed: 09/05/2009  
 GPC Cleanup: (Y/N) Y pH: 7.2 Dilution Factor: 1.0

CAS NO.	COMPOUND	CONCENTRATION UNITS:		Q
		(ug/L or ug/Kg)	UG/KG	
86-73-7	Fluorene		300	
85-01-8	Phenanthrene		1600	
120-12-7	Anthracene		270	
206-44-0	Fluoranthene		2600	
129-00-0	Pyrene		840	
56-55-3	Benzo(a)anthracene		770	
218-01-9	Chrysene		680	
205-99-2	Benzo(b)fluoranthene		710	
207-08-9	Benzo(k)fluoranthene		570	
50-32-8	Benzo(a)pyrene		280	
193-39-5	Indeno(1,2,3-cd)pyrene		96	J
53-70-3	Dibenzo(a,h)anthracene		61	J
191-24-2	Benzo(g,h,i)perylene		270	U

(1) Cannot be separated from Diphenylamine

**PRELIMINARY**

SOM01.2 (6/2007)

1D - FORM I SV-1  
SEMIVOLATILE ORGANICS ANALYSIS DATA SHEET

EPA SAMPLE NO.

E3NW6

Lab Name: MITKEM LABORATORIES Contract: EP-W-05-030  
 Lab Code: MITKEM Case No.: 38947 Mod. Ref No.: 1760.0 SDG No.: E3NT3  
 Matrix: (SOIL/SED/WATER) SOIL Lab Sample ID: H1698-02A  
 Sample wt/vol: 30.0 (g/mL) G Lab File ID: S4D5814.D  
 Level: (LOW/MED) LOW Extraction: (Type) SONC  
 % Moisture: 36 Decanted: (Y/N) N Date Received: 09/02/2009  
 Concentrated Extract Volume: 500 (uL) Date Extracted: 09/02/2009  
 Injection Volume: 2.0 (uL) GPC Factor: 2.00 Date Analyzed: 09/05/2009  
 GPC Cleanup: (Y/N) Y pH: 7.3 Dilution Factor: 1.0

CAS NO.	COMPOUND	CONCENTRATION UNITS:	
		(ug/L or ug/Kg)	UG/KG
91-20-3	Naphthalene	190	J
91-57-6	2-Methylnaphthalene	340	
208-96-8	Acenaphthylene	540	
83-32-9	Acenaphthene	1500	

**PRELIMINARY**

SOM01.2 (6/2007)



1E - FORM I SV-2  
SEMIVOLATILE ORGANICS ANALYSIS DATA SHEET

EPA SAMPLE NO.

E3NW6

Lab Name: MITKEM LABORATORIES Contract: EP-W-05-030  
 Lab Code: MITKEM Case No.: 38947 Mod. Ref No.: 1760.0 SDG No.: E3NT3  
 Matrix: (SOIL/SED/WATER) SOIL Lab Sample ID: H1698-02A  
 Sample wt/vol: 30.0 (g/mL) G Lab File ID: S4D5814.D  
 Level: (LOW/MED) LOW Extraction: (Type) SONC  
 % Moisture: 36 Decanted: (Y/N) N Date Received: 09/02/2009  
 Concentrated Extract Volume: 500 (uL) Date Extracted: 09/02/2009  
 Injection Volume: 2.0 (uL) GPC Factor: 2.00 Date Analyzed: 09/05/2009  
 GPC Cleanup: (Y/N) Y pH: 7.3 Dilution Factor: 1.0

CAS NO.	COMPOUND	CONCENTRATION UNITS: (ug/L or ug/Kg)	UG/KG	Q
86-73-7	Fluorene		2800	
85-01-8	Phenanthrene		26000	E
120-12-7	Anthracene		4000	
206-44-0	Fluoranthene		36000	E
129-00-0	Pyrene		19000	E
56-55-3	Benzo(a)anthracene		10000	E
218-01-9	Chrysene		12000	E
205-99-2	Benzo(b)fluoranthene		16000	E
207-08-9	Benzo(k)fluoranthene		11000	E
50-32-8	Benzo(a)pyrene		11000	E
193-39-5	Indeno(1,2,3-cd)pyrene		4100	
53-70-3	Dibenzo(a,h)anthracene		1200	
191-24-2	Benzo(g,h,i)perylene		4300	E

(1) Cannot be separated from Diphenylamine

**PRELIMINARY**

SOM01.2 (6/2007)

1D - FORM I SV-1  
SEMIVOLATILE ORGANICS ANALYSIS DATA SHEET

EPA SAMPLE NO.  
E3NW7

Lab Name: MITKEM LABORATORIES Contract: EP-W-05-030  
 Lab Code: MITKEM Case No.: 38947 Mod. Ref No.: 1760.0 SDG No.: E3NT3  
 Matrix: (SOIL/SED/WATER) SOIL Lab Sample ID: H1698-03A  
 Sample wt/vol: 30.2 (g/mL) G Lab File ID: S4D5815.D  
 Level: (LOW/MED) LOW Extraction: (Type) SONC  
 % Moisture: 40 Decanted: (Y/N) N Date Received: 09/02/2009  
 Concentrated Extract Volume: 500 (uL) Date Extracted: 09/02/2009  
 Injection Volume: 2.0 (uL) GPC Factor: 2.00 Date Analyzed: 09/05/2009  
 GPC Cleanup: (Y/N) Y pH: 7.1 Dilution Factor: 1.0

CAS NO.	COMPOUND	CONCENTRATION UNITS: (ug/L or ug/Kg)	UG/KG	Q
91-20-3	Naphthalene		430	
91-57-6	2-Methylnaphthalene		380	
208-96-8	Acenaphthylene		660	
83-32-9	Acenaphthene		1000	

**PRELIMINARY**

1E - FORM I SV-2  
SEMIVOLATILE ORGANICS ANALYSIS DATA SHEET

EPA SAMPLE NO.

E3NW7

Lab Name: MITKEM LABORATORIES Contract: EP-W-05-030  
 Lab Code: MITKEM Case No.: 38947 Mod. Ref No.: 1760.0 SDG No.: E3NT3  
 Matrix: (SOIL/SED/WATER) SOIL Lab Sample ID: H1698-03A  
 Sample wt/vol: 30.2 (g/mL) G Lab File ID: S4D5815.D  
 Level: (LOW/MED) LOW Extraction: (Type) SONC  
 % Moisture: 40 Decanted: (Y/N) N Date Received: 09/02/2009  
 Concentrated Extract Volume: 500 (uL) Date Extracted: 09/02/2009  
 Injection Volume: 2.0 (uL) GPC Factor: 2.00 Date Analyzed: 09/05/2009  
 GPC Cleanup: (Y/N) Y pH: 7.1 Dilution Factor: 1.0

CAS NO.	COMPOUND	CONCENTRATION UNITS: <u>UG/KG</u> (ug/L or ug/Kg)	<u>Q</u>
86-73-7	Fluorene	2000	
85-01-8	Phenanthrene	20000	E
120-12-7	Anthracene	3300	
206-44-0	Fluoranthene	37000	E
129-00-0	Pyrene	19000	E
56-55-3	Benzo(a)anthracene	11000	E
218-01-9	Chrysene	11000	E
205-99-2	Benzo(b)fluoranthene	19000	E
207-08-9	Benzo(k)fluoranthene	7100	E
50-32-8	Benzo(a)pyrene	9400	E
193-39-5	Indeno(1,2,3-cd)pyrene	3500	
53-70-3	Dibenzo(a,h)anthracene	1200	
191-24-2	Benzo(g,h,i)perylene	3700	

(1) Cannot be separated from Diphenylamine

**PRELIMINARY**

SOM01.2 (6/2007)

1D - FORM I SV-1  
SEMIVOLATILE ORGANICS ANALYSIS DATA SHEET

EPA SAMPLE NO.

E3NW8

Lab Name: MITKEM LABORATORIES Contract: EP-W-05-030  
 Lab Code: MITKEM Case No.: 38947 Mod. Ref No.: 1760.0 SDG No.: E3NT3  
 Matrix: (SOIL/SED/WATER) SOIL Lab Sample ID: H1698-04A  
 Sample wt/vol: 30.2 (g/mL) G Lab File ID: S4D5816.D  
 Level: (LOW/MED) LOW Extraction: (Type) SONC  
 % Moisture: 38 Decanted: (Y/N) N Date Received: 09/02/2009  
 Concentrated Extract Volume: 500 (uL) Date Extracted: 09/02/2009  
 Injection Volume: 2.0 (uL) GPC Factor: 2.00 Date Analyzed: 09/05/2009  
 GPC Cleanup: (Y/N) Y pH: 7.3 Dilution Factor: 1.0

CAS NO.	COMPOUND	CONCENTRATION UNITS: (ug/L or ug/Kg)	UG/KG	Q
91-20-3	Naphthalene		590	
91-57-6	2-Methylnaphthalene		160	J
208-96-8	Acenaphthylene		230	J
83-32-9	Acenaphthene		650	

**PRELIMINARY**

1E - FORM I SV-2  
SEMIVOLATILE ORGANICS ANALYSIS DATA SHEET

EPA SAMPLE NO.

E3NW8

Lab Name: MITKEM LABORATORIES Contract: EP-W-05-030  
 Lab Code: MITKEM Case No.: 38947 Mod. Ref No.: 1760.0 SDG No.: E3NT3  
 Matrix: (SOIL/SED/WATER) SOIL Lab Sample ID: H1698-04A  
 Sample wt/vol: 30.2 (g/mL) G Lab File ID: S4D5816.D  
 Level: (LOW/MED) LOW Extraction: (Type) SONC  
 % Moisture: 38 Decanted: (Y/N) N Date Received: 09/02/2009  
 Concentrated Extract Volume: 500 (uL) Date Extracted: 09/02/2009  
 Injection Volume: 2.0 (uL) GPC Factor: 2.00 Date Analyzed: 09/05/2009  
 GPC Cleanup: (Y/N) Y pH: 7.3 Dilution Factor: 1.0

CAS NO.	COMPOUND	CONCENTRATION UNITS: (ug/L or ug/Kg)	UG/KG	Q
86-73-7	Fluorene		930	
85-01-8	Phenanthrene		11000	E
120-12-7	Anthracene		1900	
206-44-0	Fluoranthene		26000	E
129-00-0	Pyrene		11000	E
56-55-3	Benzo(a)anthracene		5000	E
218-01-9	Chrysene		7600	E
205-99-2	Benzo(b)fluoranthene		7600	E
207-08-9	Benzo(k)fluoranthene		6400	E
50-32-8	Benzo(a)pyrene		5700	E
193-39-5	Indeno(1,2,3-cd)pyrene		2100	
53-70-3	Dibenzo(a,h)anthracene		740	
191-24-2	Benzo(g,h,i)perylene		2300	

(1) Cannot be separated from Diphenylamine

**PRELIMINARY**

SOM01.2 (6/2007)

1D - FORM I SV-1  
SEMIVOLATILE ORGANICS ANALYSIS DATA SHEET

EPA SAMPLE NO.

E3NW9

Lab Name: MITKEM LABORATORIES Contract: EP-W-05-030  
 Lab Code: MITKEM Case No.: 38947 Mod. Ref No.: 1760.0 SDG No.: E3NT3  
 Matrix: (SOIL/SED/WATER) SOIL Lab Sample ID: H1698-05A  
 Sample wt/vol: 30.0 (g/mL) G Lab File ID: S4D5817.D  
 Level: (LOW/MED) LOW Extraction: (Type) SONC  
 % Moisture: 42 Decanted: (Y/N) N Date Received: 09/02/2009  
 Concentrated Extract Volume: 500 (uL) Date Extracted: 09/02/2009  
 Injection Volume: 2.0 (uL) GPC Factor: 2.00 Date Analyzed: 09/05/2009  
 GPC Cleanup: (Y/N) Y pH: 7.2 Dilution Factor: 1.0

CAS NO.	COMPOUND	CONCENTRATION UNITS:		Q
		(ug/L or ug/Kg)	UG/KG	
91-20-3	Naphthalene		650	
91-57-6	2-Methylnaphthalene		270	J
208-96-8	Acenaphthylene		180	J
83-32-9	Acenaphthene		430	

**PRELIMINARY**

SOM01.2 (6/2007)

1E - FORM I SV-2  
SEMIVOLATILE ORGANICS ANALYSIS DATA SHEET

EPA SAMPLE NO.

E3NW9

Lab Name: MITKEM LABORATORIES Contract: EP-W-05-030  
 Lab Code: MITKEM Case No.: 38947 Mod. Ref No.: 1760.0 SDG No.: E3NT3  
 Matrix: (SOIL/SED/WATER) SOIL Lab Sample ID: H1698-05A  
 Sample wt/vol: 30.0 (g/mL) G Lab File ID: S4D5817.D  
 Level: (LOW/MED) LOW Extraction: (Type) SONC  
 % Moisture: 42 Decanted: (Y/N) N Date Received: 09/02/2009  
 Concentrated Extract Volume: 500 (uL) Date Extracted: 09/02/2009  
 Injection Volume: 2.0 (uL) GPC Factor: 2.00 Date Analyzed: 09/05/2009  
 GPC Cleanup: (Y/N) Y pH: 7.2 Dilution Factor: 1.0

CAS NO.	COMPOUND	CONCENTRATION UNITS: (ug/L or ug/Kg)	UG/KG	Q
86-73-7	Fluorene		670	
85-01-8	Phenanthrene		7200	E
120-12-7	Anthracene		1100	
206-44-0	Fluoranthene		12000	E
129-00-0	Pyrene		8000	E
56-55-3	Benzo(a)anthracene		3400	
218-01-9	Chrysene		4000	
205-99-2	Benzo(b)fluoranthene		5500	E
207-08-9	Benzo(k)fluoranthene		2300	
50-32-8	Benzo(a)pyrene		3500	
193-39-5	Indeno(1,2,3-cd)pyrene		1400	
53-70-3	Dibenzo(a,h)anthracene		570	
191-24-2	Benzo(g,h,i)perylene		2100	

(1) Cannot be separated from Diphenylamine

**PRELIMINARY**

SOM01.2 (6/2007)

1D - FORM I SV-1  
SEMIVOLATILE ORGANICS ANALYSIS DATA SHEET

EPA SAMPLE NO.

E3NW9MS

Lab Name: MITKEM LABORATORIES Contract: EP-W-05-030  
 Lab Code: MITKEM Case No.: 38947 Mod. Ref No.: 1760.0 SDG No.: E3NT3  
 Matrix: (SOIL/SED/WATER) SOIL Lab Sample ID: H1698-05AMS  
 Sample wt/vol: 30.1 (g/mL) G Lab File ID: S4D5818.D  
 Level: (LOW/MED) LOW Extraction: (Type) SONC  
 % Moisture: 42 Decanted: (Y/N) N Date Received: 09/02/2009  
 Concentrated Extract Volume: 500 (uL) Date Extracted: 09/02/2009  
 Injection Volume: 2.0 (uL) GPC Factor: 2.00 Date Analyzed: 09/05/2009  
 GPC Cleanup: (Y/N) Y pH: 7.2 Dilution Factor: 1.0

CAS NO.	COMPOUND	CONCENTRATION UNITS: (ug/L or ug/Kg)	UG/KG	Q
91-20-3	Naphthalene		580	
91-57-6	2-Methylnaphthalene		350	
208-96-8	Acenaphthylene		180	J
83-32-9	Acenaphthene		2300	

**PRELIMINARY**

SOM01.2 (6/2007)



1E - FORM I SV-2  
SEMIVOLATILE ORGANICS ANALYSIS DATA SHEET

EPA SAMPLE NO.

E3NW9MS

Lab Name: MITKEM LABORATORIES Contract: EP-W-05-030  
 Lab Code: MITKEM Case No.: 38947 Mod. Ref No.: 1760.0 SDG No.: E3NT3  
 Matrix: (SOIL/SED/WATER) SOIL Lab Sample ID: H1698-05AMS  
 Sample wt/vol: 30.1 (g/mL) G Lab File ID: S4D5818.D  
 Level: (LOW/MED) LOW Extraction: (Type) SONC  
 % Moisture: 42 Decanted: (Y/N) N Date Received: 09/02/2009  
 Concentrated Extract Volume: 500 (uL) Date Extracted: 09/02/2009  
 Injection Volume: 2.0 (uL) GPC Factor: 2.00 Date Analyzed: 09/05/2009  
 GPC Cleanup: (Y/N) Y pH: 7.2 Dilution Factor: 1.0

CAS NO.	COMPOUND	CONCENTRATION UNITS: (ug/L or ug/Kg)	UG/KG	Q
86-73-7	Fluorene		860	
85-01-8	Phenanthrene		9500	E
120-12-7	Anthracene		1400	
206-44-0	Fluoranthene		17000	E
129-00-0	Pyrene		9800	E
56-55-3	Benzo(a)anthracene		4100	
218-01-9	Chrysene		4900	E
205-99-2	Benzo(b)fluoranthene		5500	E
207-08-9	Benzo(k)fluoranthene		3600	
50-32-8	Benzo(a)pyrene		4000	
193-39-5	Indeno(1,2,3-cd)pyrene		1400	
53-70-3	Dibenzo(a,h)anthracene		540	
191-24-2	Benzo(g,h,i)perylene		1600	

(1) Cannot be separated from Diphenylamine

**PRELIMINARY**  
SOM01.2 (6/2007)

1D - FORM I SV-1  
SEMIVOLATILE ORGANICS ANALYSIS DATA SHEET

EPA SAMPLE NO.

E3NW9MSD

Lab Name: MITKEM LABORATORIES Contract: EP-W-05-030  
 Lab Code: MITKEM Case No.: 38947 Mod. Ref No.: 1760.0 SDG No.: E3NT3  
 Matrix: (SOIL/SED/WATER) SOIL Lab Sample ID: H1698-05AMSD  
 Sample wt/vol: 30.0 (g/mL) G Lab File ID: S4D5819.D  
 Level: (LOW/MED) LOW Extraction: (Type) SONC  
 % Moisture: 42 Decanted: (Y/N) N Date Received: 09/02/2009  
 Concentrated Extract Volume: 500 (uL) Date Extracted: 09/02/2009  
 Injection Volume: 2.0 (uL) GPC Factor: 2.00 Date Analyzed: 09/05/2009  
 GPC Cleanup: (Y/N) Y pH: 7.2 Dilution Factor: 1.0

CAS NO.	COMPOUND	CONCENTRATION UNITS: (ug/L or ug/Kg)	UG/KG	Q
91-20-3	Naphthalene		570	
91-57-6	2-Methylnaphthalene		280	J
208-96-8	Acenaphthylene		190	J
83-32-9	Acenaphthene		2300	

**PRELIMINARY**

SOM01.2 (6/2007)

1E - FORM I SV-2  
SEMIVOLATILE ORGANICS ANALYSIS DATA SHEET

EPA SAMPLE NO.

E3NW9MSD

Lab Name: MITKEM LABORATORIES Contract: EP-W-05-030  
 Lab Code: MITKEM Case No.: 38947 Mod. Ref No.: 1760.0 SDG No.: E3NT3  
 Matrix: (SOIL/SED/WATER) SOIL Lab Sample ID: H1698-05AMSD  
 Sample wt/vol: 30.0 (g/mL) G Lab File ID: S4D5819.D  
 Level: (LOW/MED) LOW Extraction: (Type) SONC  
 % Moisture: 42 Decanted: (Y/N) N Date Received: 09/02/2009  
 Concentrated Extract Volume: 500 (uL) Date Extracted: 09/02/2009  
 Injection Volume: 2.0 (uL) GPC Factor: 2.00 Date Analyzed: 09/05/2009  
 GPC Cleanup: (Y/N) Y pH: 7.2 Dilution Factor: 1.0

CAS NO.	COMPOUND	CONCENTRATION UNITS: (ug/L or ug/Kg)	UG/KG	Q
86-73-7	Fluorene		680	
85-01-8	Phenanthrene		8000	E
120-12-7	Anthracene		1300	
206-44-0	Fluoranthene		18000	E
129-00-0	Pyrene		11000	E
56-55-3	Benzo(a)anthracene		4500	
218-01-9	Chrysene		5000	E
205-99-2	Benzo(b)fluoranthene		5300	E
207-08-9	Benzo(k)fluoranthene		4700	E
50-32-8	Benzo(a)pyrene		4200	
193-39-5	Indeno(1,2,3-cd)pyrene		1500	
53-70-3	Dibenzo(a,h)anthracene		610	
191-24-2	Benzo(g,h,i)perylene		1700	

(1) Cannot be separated from Diphenylamine

**PRELIMINARY**  
SOM01.2 (6/2007)

1D - FORM I SV-1  
SEMIVOLATILE ORGANICS ANALYSIS DATA SHEET

EPA SAMPLE NO.

E3NX0

Lab Name: MITKEM LABORATORIES Contract: EP-W-05-030  
 Lab Code: MITKEM Case No.: 38947 Mod. Ref No.: 1760.0 SDG No.: E3NT3  
 Matrix: (SOIL/SED/WATER) SOIL Lab Sample ID: H1698-06A  
 Sample wt/vol: 30.3 (g/mL) G Lab File ID: S4D5820.D  
 Level: (LOW/MED) LOW Extraction: (Type) SONC  
 % Moisture: 40 Decanted: (Y/N) N Date Received: 09/02/2009  
 Concentrated Extract Volume: 500 (uL) Date Extracted: 09/02/2009  
 Injection Volume: 2.0 (uL) GPC Factor: 2.00 Date Analyzed: 09/05/2009  
 GPC Cleanup: (Y/N) Y pH: 7.4 Dilution Factor: 1.0

CAS NO.	COMPOUND	CONCENTRATION UNITS:		Q
		(ug/L or ug/Kg)	UG/KG	
91-20-3	Naphthalene		580	
91-57-6	2-Methylnaphthalene		330	
208-96-8	Acenaphthylene		230	J
83-32-9	Acenaphthene		620	

**PRELIMINARY**  
SOM01.2 (6/2007)

1E - FORM I SV-2  
SEMIVOLATILE ORGANICS ANALYSIS DATA SHEET

EPA SAMPLE NO.

E3NX0

Lab Name: MITKEM LABORATORIES Contract: EP-W-05-030  
 Lab Code: MITKEM Case No.: 38947 Mod. Ref No.: 1760.0 SDG No.: E3NT3  
 Matrix: (SOIL/SED/WATER) SOIL Lab Sample ID: H1698-06A  
 Sample wt/vol: 30.3 (g/mL) G Lab File ID: S4D5820.D  
 Level: (LOW/MED) LOW Extraction: (Type) SONC  
 % Moisture: 40 Decanted: (Y/N) N Date Received: 09/02/2009  
 Concentrated Extract Volume: 500 (uL) Date Extracted: 09/02/2009  
 Injection Volume: 2.0 (uL) GPC Factor: 2.00 Date Analyzed: 09/05/2009  
 GPC Cleanup: (Y/N) Y pH: 7.4 Dilution Factor: 1.0

CAS NO.	COMPOUND	CONCENTRATION UNITS: UG/KG (ug/L or ug/Kg)	Q
86-73-7	Fluorene	880	
85-01-8	Phenanthrene	9800	E
120-12-7	Anthracene	1600	
206-44-0	Fluoranthene	22000	E
129-00-0	Pyrene	9300	E
56-55-3	Benzo(a)anthracene	5800	E
218-01-9	Chrysene	6000	E
205-99-2	Benzo(b)fluoranthene	6200	E
207-08-9	Benzo(k)fluoranthene	5500	E
50-32-8	Benzo(a)pyrene	4700	E
193-39-5	Indeno(1,2,3-cd)pyrene	1600	
53-70-3	Dibenzo(a,h)anthracene	560	
191-24-2	Benzo(g,h,i)perylene	1800	

(1) Cannot be separated from Diphenylamine

**PRELIMINARY**

SOM01.2 (6/2007)

1D - FORM I SV-1  
SEMIVOLATILE ORGANICS ANALYSIS DATA SHEET

EPA SAMPLE NO.

E3NX1

Lab Name: MITKEM LABORATORIES Contract: EP-W-05-030  
 Lab Code: MITKEM Case No.: 38947 Mod. Ref No.: 1760.0 SDG No.: E3NT3  
 Matrix: (SOIL/SED/WATER) SOIL Lab Sample ID: H1698-07A  
 Sample wt/vol: 30.2 (g/mL) G Lab File ID: S4D5821.D  
 Level: (LOW/MED) LOW Extraction: (Type) SONC  
 % Moisture: 35 Decanted: (Y/N) N Date Received: 09/02/2009  
 Concentrated Extract Volume: 500 (uL) Date Extracted: 09/02/2009  
 Injection Volume: 2.0 (uL) GPC Factor: 2.00 Date Analyzed: 09/05/2009  
 GPC Cleanup: (Y/N) Y pH: 7.6 Dilution Factor: 1.0

CAS NO.	COMPOUND	CONCENTRATION UNITS:		Q
		(ug/L or ug/Kg)	UG/KG	
91-20-3	Naphthalene		370	
91-57-6	2-Methylnaphthalene		180	J
208-96-8	Acenaphthylene		140	J
83-32-9	Acenaphthene		260	J

**PRELIMINARY**

SOM01.2 (6/2007)

1E - FORM I SV-2  
SEMIVOLATILE ORGANICS ANALYSIS DATA SHEET

EPA SAMPLE NO.

E3NX1

Lab Name: MITKEM LABORATORIES Contract: EP-W-05-030  
 Lab Code: MITKEM Case No.: 38947 Mod. Ref No.: 1760.0 SDG No.: E3NT3  
 Matrix: (SOIL/SED/WATER) SOIL Lab Sample ID: H1698-07A  
 Sample wt/vol: 30.2 (g/mL) G Lab File ID: S4D5821.D  
 Level: (LOW/MED) LOW Extraction: (Type) SONC  
 % Moisture: 35 Decanted: (Y/N) N Date Received: 09/02/2009  
 Concentrated Extract Volume: 500 (uL) Date Extracted: 09/02/2009  
 Injection Volume: 2.0 (uL) GPC Factor: 2.00 Date Analyzed: 09/05/2009  
 GPC Cleanup: (Y/N) Y pH: 7.6 Dilution Factor: 1.0

CAS NO.	COMPOUND	CONCENTRATION UNITS:		Q
		(ug/L or ug/Kg)	UG/KG	
86-73-7	Fluorene		340	
85-01-8	Phenanthrene		3500	
120-12-7	Anthracene		540	
206-44-0	Fluoranthene		7700	E
129-00-0	Pyrene		1200	
56-55-3	Benzo(a)anthracene		1500	
218-01-9	Chrysene		1600	
205-99-2	Benzo(b)fluoranthene		2200	
207-08-9	Benzo(k)fluoranthene		2100	
50-32-8	Benzo(a)pyrene		410	
193-39-5	Indeno(1,2,3-cd)pyrene		220	J
53-70-3	Dibenzo(a,h)anthracene		160	J
191-24-2	Benzo(g,h,i)perylene		260	U

(1) Cannot be separated from Diphenylamine

**PRELIMINARY**

SOM01.2 (6/2007)

1D - FORM I SV-1  
SEMIVOLATILE ORGANICS ANALYSIS DATA SHEET

EPA SAMPLE NO.

E3NX2

Lab Name: MITKEM LABORATORIES Contract: EP-W-05-030  
 Lab Code: MITKEM Case No.: 38947 Mod. Ref No.: 1760.0 SDG No.: E3NT3  
 Matrix: (SOIL/SED/WATER) SOIL Lab Sample ID: H1698-08A  
 Sample wt/vol: 30.0 (g/mL) G Lab File ID: S4D5822.D  
 Level: (LOW/MED) LOW Extraction: (Type) SONC  
 % Moisture: 50 Decanted: (Y/N) N Date Received: 09/02/2009  
 Concentrated Extract Volume: 500 (uL) Date Extracted: 09/02/2009  
 Injection Volume: 2.0 (uL) GPC Factor: 2.00 Date Analyzed: 09/05/2009  
 GPC Cleanup: (Y/N) Y pH: 7.8 Dilution Factor: 1.0

CAS NO.	COMPOUND	CONCENTRATION UNITS:		Q
		(ug/L or ug/Kg)	UG/KG	
91-20-3	Naphthalene		340	U
91-57-6	2-Methylnaphthalene		340	U
208-96-8	Acenaphthylene		340	U
83-32-9	Acenaphthene		340	U

**PRELIMINARY**



1E - FORM I SV-2  
SEMIVOLATILE ORGANICS ANALYSIS DATA SHEET

EPA SAMPLE NO.

E3NX2

Lab Name: MITKEM LABORATORIES Contract: EP-W-05-030  
 Lab Code: MITKEM Case No.: 38947 Mod. Ref No.: 1760.0 SDG No.: E3NT3  
 Matrix: (SOIL/SED/WATER) SOIL Lab Sample ID: H1698-08A  
 Sample wt/vol: 30.0 (g/mL) G Lab File ID: S4D5822.D  
 Level: (LOW/MED) LOW Extraction: (Type) SONC  
 % Moisture: 50 Decanted: (Y/N) N Date Received: 09/02/2009  
 Concentrated Extract Volume: 500 (uL) Date Extracted: 09/02/2009  
 Injection Volume: 2.0 (uL) GPC Factor: 2.00 Date Analyzed: 09/05/2009  
 GPC Cleanup: (Y/N) Y pH: 7.8 Dilution Factor: 1.0

CAS NO.	COMPOUND	CONCENTRATION UNITS:	
		(ug/L or ug/Kg)	UG/KG
86-73-7	Fluorene	340	U
85-01-8	Phenanthrene	150	J
120-12-7	Anthracene	340	U
206-44-0	Fluoranthene	120	J
129-00-0	Pyrene	81	J
56-55-3	Benzo(a)anthracene	340	U
218-01-9	Chrysene	340	U
205-99-2	Benzo(b)fluoranthene	340	U
207-08-9	Benzo(k)fluoranthene	340	U
50-32-8	Benzo(a)pyrene	340	U
193-39-5	Indeno(1,2,3-cd)pyrene	340	U
53-70-3	Dibenzo(a,h)anthracene	340	U
191-24-2	Benzo(g,h,i)perylene	340	U

(1) Cannot be separated from Diphenylamine

**PRELIMINARY**

SOM01.2 (6/2007)

1D - FORM I SV-1  
SEMIVOLATILE ORGANICS ANALYSIS DATA SHEET

EPA SAMPLE NO.

E3NX3

Lab Name: MITKEM LABORATORIES Contract: EP-W-05-030  
 Lab Code: MITKEM Case No.: 38947 Mod. Ref No.: 1760.0 SDG No.: E3NT3  
 Matrix: (SOIL/SED/WATER) SOIL Lab Sample ID: H1698-09A  
 Sample wt/vol: 30.0 (g/mL) G Lab File ID: S4D5823.D  
 Level: (LOW/MED) LOW Extraction: (Type) SONC  
 % Moisture: 37 Decanted: (Y/N) N Date Received: 09/02/2009  
 Concentrated Extract Volume: 500 (uL) Date Extracted: 09/02/2009  
 Injection Volume: 2.0 (uL) GPC Factor: 2.00 Date Analyzed: 09/05/2009  
 GPC Cleanup: (Y/N) Y pH: 7.3 Dilution Factor: 1.0

CAS NO.	COMPOUND	CONCENTRATION UNITS:		Q
		(ug/L or ug/Kg)	UG/KG	
91-20-3	Naphthalene		340	
91-57-6	2-Methylnaphthalene		150	J
208-96-8	Acenaphthylene		210	J
83-32-9	Acenaphthene		1200	

**PRELIMINARY**

SOM01.2 (6/2007)

1E - FORM I SV-2  
SEMIVOLATILE ORGANICS ANALYSIS DATA SHEET

EPA SAMPLE NO.

E3NX3

Lab Name: MITKEM LABORATORIES Contract: EP-W-05-030  
 Lab Code: MITKEM Case No.: 38947 Mod. Ref No.: 1760.0 SDG No.: E3NT3  
 Matrix: (SOIL/SED/WATER) SOIL Lab Sample ID: H1698-09A  
 Sample wt/vol: 30.0 (g/mL) G Lab File ID: S4D5823.D  
 Level: (LOW/MED) LOW Extraction: (Type) SONC  
 % Moisture: 37 Decanted: (Y/N) N Date Received: 09/02/2009  
 Concentrated Extract Volume: 500 (uL) Date Extracted: 09/02/2009  
 Injection Volume: 2.0 (uL) GPC Factor: 2.00 Date Analyzed: 09/05/2009  
 GPC Cleanup: (Y/N) Y pH: 7.3 Dilution Factor: 1.0

CAS NO.	COMPOUND	CONCENTRATION UNITS: UG/KG (ug/L or ug/Kg)	Q
86-73-7	Fluorene	1700	
85-01-8	Phenanthrene	20000	E
120-12-7	Anthracene	2200	
206-44-0	Fluoranthene	27000	E
129-00-0	Pyrene	6800	E
56-55-3	Benzo(a)anthracene	4800	E
218-01-9	Chrysene	5700	E
205-99-2	Benzo(b)fluoranthene	13000	E
207-08-9	Benzo(k)fluoranthene	7300	E
50-32-8	Benzo(a)pyrene	8900	E
193-39-5	Indeno(1,2,3-cd)pyrene	2000	
53-70-3	Dibenzo(a,h)anthracene	600	
191-24-2	Benzo(g,h,i)perylene	1800	

(1) Cannot be separated from Diphenylamine

**PRELIMINARY**

SOM01.2 (6/2007)

1D - FORM I SV-1  
SEMIVOLATILE ORGANICS ANALYSIS DATA SHEET

EPA SAMPLE NO.

E3NX4

Lab Name: MITKEM LABORATORIES Contract: EP-W-05-030  
 Lab Code: MITKEM Case No.: 38947 Mod. Ref No.: 1760.0 SDG No.: E3NT3  
 Matrix: (SOIL/SED/WATER) SOIL Lab Sample ID: H1698-10A  
 Sample wt/vol: 30.0 (g/mL) G Lab File ID: S4D5824.D  
 Level: (LOW/MED) LOW Extraction: (Type) SONC  
 % Moisture: 40 Decanted: (Y/N) N Date Received: 09/02/2009  
 Concentrated Extract Volume: 500 (uL) Date Extracted: 09/02/2009  
 Injection Volume: 2.0 (uL) GPC Factor: 2.00 Date Analyzed: 09/05/2009  
 GPC Cleanup: (Y/N) Y pH: 7.9 Dilution Factor: 1.0

CAS NO.	COMPOUND	CONCENTRATION UNITS:		Q
		(ug/L or ug/Kg)	UG/KG	
91-20-3	Naphthalene		300	
91-57-6	2-Methylnaphthalene		130	J
208-96-8	Acenaphthylene		60	J
83-32-9	Acenaphthene		180	J

**PRELIMINARY**  
SOM01.2 (6/2007)

1E - FORM I SV-2  
SEMIVOLATILE ORGANICS ANALYSIS DATA SHEET

EPA SAMPLE NO.

E3NX4

Lab Name: MITKEM LABORATORIES Contract: EP-W-05-030  
 Lab Code: MITKEM Case No.: 38947 Mod. Ref No.: 1760.0 SDG No.: E3NT3  
 Matrix: (SOIL/SED/WATER) SOIL Lab Sample ID: H1698-10A  
 Sample wt/vol: 30.0 (g/mL) G Lab File ID: S4D5824.D  
 Level: (LOW/MED) LOW Extraction: (Type) SONC  
 % Moisture: 40 Decanted: (Y/N) N Date Received: 09/02/2009  
 Concentrated Extract Volume: 500 (uL) Date Extracted: 09/02/2009  
 Injection Volume: 2.0 (uL) GPC Factor: 2.00 Date Analyzed: 09/05/2009  
 GPC Cleanup: (Y/N) Y pH: 7.9 Dilution Factor: 1.0

CAS NO.	COMPOUND	CONCENTRATION UNITS:		Q
		(ug/L or ug/Kg)	UG/KG	
86-73-7	Fluorene		210	J
85-01-8	Phenanthrene		1700	
120-12-7	Anthracene		350	
206-44-0	Fluoranthene		2500	
129-00-0	Pyrene		1000	
56-55-3	Benzo(a)anthracene		850	
218-01-9	Chrysene		790	
205-99-2	Benzo(b)fluoranthene		900	
207-08-9	Benzo(k)fluoranthene		590	
50-32-8	Benzo(a)pyrene		280	J
193-39-5	Indeno(1,2,3-cd)pyrene		170	J
53-70-3	Dibenzo(a,h)anthracene		150	J
191-24-2	Benzo(g,h,i)perylene		280	U

(1) Cannot be separated from Diphenylamine

**PRELIMINARY**

1D - FORM I SV-1  
SEMIVOLATILE ORGANICS ANALYSIS DATA SHEET

EPA SAMPLE NO.

E3NX5

Lab Name: MITKEM LABORATORIES Contract: EP-W-05-030  
 Lab Code: MITKEM Case No.: 38947 Mod. Ref No.: 1760.0 SDG No.: E3NT3  
 Matrix: (SOIL/SED/WATER) SOIL Lab Sample ID: H1698-11A  
 Sample wt/vol: 30.1 (g/mL) G Lab File ID: S4D5825.D  
 Level: (LOW/MED) LOW Extraction: (Type) SONC  
 % Moisture: 38 Decanted: (Y/N) N Date Received: 09/02/2009  
 Concentrated Extract Volume: 500 (uL) Date Extracted: 09/02/2009  
 Injection Volume: 2.0 (uL) GPC Factor: 2.00 Date Analyzed: 09/05/2009  
 GPC Cleanup: (Y/N) Y pH: 7.8 Dilution Factor: 1.0

CAS NO.	COMPOUND	CONCENTRATION UNITS:		Q
		(ug/L or ug/Kg)	UG/KG	
91-20-3	Naphthalene		360	
91-57-6	2-Methylnaphthalene		150	J
208-96-8	Acenaphthylene		66	J
83-32-9	Acenaphthene		380	

**PRELIMINARY**

1E - FORM I SV-2  
SEMIVOLATILE ORGANICS ANALYSIS DATA SHEET

EPA SAMPLE NO.

E3NX5

Lab Name: MITKEM LABORATORIES Contract: EP-W-05-030  
 Lab Code: MITKEM Case No.: 38947 Mod. Ref No.: 1760.0 SDG No.: E3NT3  
 Matrix: (SOIL/SED/WATER) SOIL Lab Sample ID: H1698-11A  
 Sample wt/vol: 30.1 (g/mL) G Lab File ID: S4D5825.D  
 Level: (LOW/MED) LOW Extraction: (Type) SONC  
 % Moisture: 38 Decanted: (Y/N) N Date Received: 09/02/2009  
 Concentrated Extract Volume: 500 (uL) Date Extracted: 09/02/2009  
 Injection Volume: 2.0 (uL) GPC Factor: 2.00 Date Analyzed: 09/05/2009  
 GPC Cleanup: (Y/N) Y pH: 7.8 Dilution Factor: 1.0

CAS NO.	COMPOUND	CONCENTRATION UNITS:		Q
		(ug/L or ug/Kg)	UG/KG	
86-73-7	Fluorene		380	
85-01-8	Phenanthrene		3400	
120-12-7	Anthracene		600	
206-44-0	Fluoranthene		3900	
129-00-0	Pyrene		1300	
56-55-3	Benzo(a)anthracene		1300	
218-01-9	Chrysene		1200	
205-99-2	Benzo(b)fluoranthene		1200	
207-08-9	Benzo(k)fluoranthene		910	
50-32-8	Benzo(a)pyrene		300	
193-39-5	Indeno(1,2,3-cd)pyrene		180	J
53-70-3	Dibenzo(a,h)anthracene		170	J
191-24-2	Benzo(g,h,i)perylene		270	U

(1) Cannot be separated from Diphenylamine

**PRELIMINARY**

SOM01.2 (6/2007)

1D - FORM I SV-1  
SEMIVOLATILE ORGANICS ANALYSIS DATA SHEET

EPA SAMPLE NO.

E3NX6

Lab Name: MITKEM LABORATORIES Contract: EP-W-05-030  
 Lab Code: MITKEM Case No.: 38947 Mod. Ref No.: 1760.0 SDG No.: E3NT3  
 Matrix: (SOIL/SED/WATER) SOIL Lab Sample ID: H1698-12A  
 Sample wt/vol: 30.2 (g/mL) G Lab File ID: S4D5826.D  
 Level: (LOW/MED) LOW Extraction: (Type) SONC  
 % Moisture: 40 Decanted: (Y/N) N Date Received: 09/02/2009  
 Concentrated Extract Volume: 500 (uL) Date Extracted: 09/02/2009  
 Injection Volume: 2.0 (uL) GPC Factor: 2.00 Date Analyzed: 09/05/2009  
 GPC Cleanup: (Y/N) Y pH: 7.9 Dilution Factor: 1.0

CAS NO.	COMPOUND	CONCENTRATION UNITS: (ug/L or ug/Kg)	UG/KG	Q
91-20-3	Naphthalene		280	U
91-57-6	2-Methylnaphthalene		280	U
208-96-8	Acenaphthylene		280	U
83-32-9	Acenaphthene		280	U

**PRELIMINARY**



1E - FORM I SV-2  
SEMIVOLATILE ORGANICS ANALYSIS DATA SHEET

EPA SAMPLE NO.

E3NX6

Lab Name: MITKEM LABORATORIES Contract: EP-W-05-030  
 Lab Code: MITKEM Case No.: 38947 Mod. Ref No.: 1760.0 SDG No.: E3NT3  
 Matrix: (SOIL/SED/WATER) SOIL Lab Sample ID: H1698-12A  
 Sample wt/vol: 30.2 (g/mL) G Lab File ID: S4D5826.D  
 Level: (LOW/MED) LOW Extraction: (Type) SONC  
 % Moisture: 40 Decanted: (Y/N) N Date Received: 09/02/2009  
 Concentrated Extract Volume: 500 (uL) Date Extracted: 09/02/2009  
 Injection Volume: 2.0 (uL) GPC Factor: 2.00 Date Analyzed: 09/05/2009  
 GPC Cleanup: (Y/N) Y pH: 7.9 Dilution Factor: 1.0

CAS NO.	COMPOUND	CONCENTRATION UNITS:	
		(ug/L or ug/Kg)	UG/KG
86-73-7	Fluorene	280	U
85-01-8	Phenanthrene	280	U
120-12-7	Anthracene	280	U
206-44-0	Fluoranthene	280	U
129-00-0	Pyrene	280	U
56-55-3	Benzo(a)anthracene	280	U
218-01-9	Chrysene	280	U
205-99-2	Benzo(b)fluoranthene	280	U
207-08-9	Benzo(k)fluoranthene	280	U
50-32-8	Benzo(a)pyrene	280	U
193-39-5	Indeno(1,2,3-cd)pyrene	280	U
53-70-3	Dibenzo(a,h)anthracene	280	U
191-24-2	Benzo(g,h,i)perylene	280	U

(1) Cannot be separated from Diphenylamine

**PRELIMINARY**

SOM01.2 (6/2007)

1F - FORM I SV-SIM  
SEMIVOLATILE SIM ORGANICS ANALYSIS DATA SHEET

EPA SAMPLE NO.

E3NT3

Lab Name: MITKEM LABORATORIES Contract: EP-W-05-030  
 Lab Code: MITKEM Case No.: 38947 Mod. Ref No.: \_\_\_\_\_ SDG No.: E3NT3  
 Matrix: (SOIL/SED/WATER) SOIL Lab Sample ID: H1698-01A  
 Sample wt/vol: 30.1 (g/mL) G Lab File ID: S5A5868.D  
 Extraction: (Type) SONC  
 % Moisture: 45 Decanted: (Y/N) N Date Received: 09/02/2009  
 Concentrated Extract Volume: 10000 (uL) Date Extracted: 09/02/2009  
 Injection Volume: 2.0 (uL) GPC Factor: 0.10 Date Analyzed: 09/06/2009  
 GPC Cleanup: (Y/N) Y pH: 7.2 Dilution Factor: 8.0

CAS NO.	COMPOUND	CONCENTRATION UNITS:		Q
		(ug/L or ug/Kg)	UG/KG	
91-20-3	Naphthalene		710	E
91-57-6	2-Methylnaphthalene		310	
208-96-8	Acenaphthylene		490	E
83-32-9	Acenaphthene		740	E
86-73-7	Fluorene		1200	E
85-01-8	Phenanthrene		9700	E
120-12-7	Anthracene		1800	E
206-44-0	Fluoranthene		12000	E
129-00-0	Pyrene		10000	E
56-55-3	Benzo (a) anthracene		10000	E
218-01-9	Chrysene		7400	E
205-99-2	Benzo (b) fluoranthene		18000	E
207-08-9	Benzo (k) fluoranthene		3300	E
50-32-8	Benzo (a) pyrene		7900	E
193-39-5	Indeno (1, 2, 3-cd) pyrene		5300	E
53-70-3	Dibenzo (a, h) anthracene		1700	E
191-24-2	Benzo (g, h, i) perylene		5500	E

**PRELIMINARY**

1F - FORM I SV-SIM  
SEMIVOLATILE SIM ORGANICS ANALYSIS DATA SHEET

EPA SAMPLE NO.

E3NT5

Lab Name: MITKEM LABORATORIES Contract: EP-W-05-030  
 Lab Code: MITKEM Case No.: 38947 Mod. Ref No.: \_\_\_\_\_ SDG No.: E3NT3  
 Matrix: (SOIL/SED/WATER) SOIL Lab Sample ID: H1698-14A  
 Sample wt/vol: 30.1 (g/mL) G Lab File ID: S5A5877.D  
 Extraction: (Type) SONC  
 % Moisture: 42 Decanted: (Y/N) N Date Received: 09/02/2009  
 Concentrated Extract Volume: 10000 (uL) Date Extracted: 09/02/2009  
 Injection Volume: 2.0 (uL) GPC Factor: 0.10 Date Analyzed: 09/06/2009  
 GPC Cleanup: (Y/N) Y pH: 7.6 Dilution Factor: 8.0

CAS NO.	COMPOUND	CONCENTRATION UNITS:		Q
		(ug/L or ug/Kg)	UG/KG	
91-20-3	Naphthalene		390	
91-57-6	2-Methylnaphthalene		270	
208-96-8	Acenaphthylene		250	
83-32-9	Acenaphthene		710	E
86-73-7	Fluorene		1000	E
85-01-8	Phenanthrene		8400	E
120-12-7	Anthracene		1600	E
206-44-0	Fluoranthene		12000	E
129-00-0	Pyrene		5700	E
56-55-3	Benzo(a)anthracene		6300	E
218-01-9	Chrysene		4600	E
205-99-2	Benzo(b)fluoranthene		9100	E
207-08-9	Benzo(k)fluoranthene		2500	E
50-32-8	Benzo(a)pyrene		1800	E
193-39-5	Indeno(1,2,3-cd)pyrene		1500	E
53-70-3	Dibenzo(a,h)anthracene		940	E
191-24-2	Benzo(g,h,i)perylene		220	

PRELIMINARY

1F - FORM I SV-SIM  
SEMIVOLATILE SIM ORGANICS ANALYSIS DATA SHEET

EPA SAMPLE NO.

E3NT6

Lab Name: MITKEM LABORATORIES Contract: EP-W-05-030  
 Lab Code: MITKEM Case No.: 38947 Mod. Ref No.: \_\_\_\_\_ SDG No.: E3NT3  
 Matrix: (SOIL/SED/WATER) SOIL Lab Sample ID: H1698-15A  
 Sample wt/vol: 30.0 (g/mL) G Lab File ID: S5A5878.D  
 Extraction: (Type) SONC  
 % Moisture: 44 Decanted: (Y/N) N Date Received: 09/02/2009  
 Concentrated Extract Volume: 10000 (uL) Date Extracted: 09/02/2009  
 Injection Volume: 2.0 (uL) GPC Factor: 0.10 Date Analyzed: 09/06/2009  
 GPC Cleanup: (Y/N) Y pH: 7.8 Dilution Factor: 8.0

CAS NO.	COMPOUND	CONCENTRATION UNITS:	
		(ug/L or ug/Kg)	UG/KG
91-20-3	Naphthalene	510	E
91-57-6	2-Methylnaphthalene	400	
208-96-8	Acenaphthylene	290	
83-32-9	Acenaphthene	1100	E
86-73-7	Fluorene	1600	E
85-01-8	Phenanthrene	11000	E
120-12-7	Anthracene	2600	E
206-44-0	Fluoranthene	11000	E
129-00-0	Pyrene	9500	E
56-55-3	Benzo(a)anthracene	9300	E
218-01-9	Chrysene	7100	E
205-99-2	Benzo(b)fluoranthene	14000	E
207-08-9	Benzo(k)fluoranthene	4300	E
50-32-8	Benzo(a)pyrene	7900	E
193-39-5	Indeno(1,2,3-cd)pyrene	4400	E
53-70-3	Dibenzo(a,h)anthracene	1300	E
191-24-2	Benzo(g,h,i)perylene	4700	E

PRELIMINARY

1F - FORM I SV-SIM  
SEMIVOLATILE SIM ORGANICS ANALYSIS DATA SHEET

EPA SAMPLE NO.

E3NT7

Lab Name: MITKEM LABORATORIES Contract: EP-W-05-030  
 Lab Code: MITKEM Case No.: 38947 Mod. Ref No.: \_\_\_\_\_ SDG No.: E3NT3  
 Matrix: (SOIL/SED/WATER) SOIL Lab Sample ID: H1698-16A  
 Sample wt/vol: 30.0 (g/mL) G Lab File ID: S5A5865.D  
 Extraction: (Type) SONC  
 % Moisture: 40 Decanted: (Y/N) N Date Received: 09/02/2009  
 Concentrated Extract Volume: 10000 (uL) Date Extracted: 09/02/2009  
 Injection Volume: 2.0 (uL) GPC Factor: 0.10 Date Analyzed: 09/06/2009  
 GPC Cleanup: (Y/N) Y pH: 7.9 Dilution Factor: 1.0

CAS NO.	COMPOUND	CONCENTRATION UNITS:		Q
		(ug/L or ug/Kg)	UG/KG	
91-20-3	Naphthalene		360	E
91-57-6	2-Methylnaphthalene		150	E
208-96-8	Acenaphthylene		97	E
83-32-9	Acenaphthene		120	E
86-73-7	Fluorene		160	E
85-01-8	Phenanthrene		1100	E
120-12-7	Anthracene		260	E
206-44-0	Fluoranthene		1300	E
129-00-0	Pyrene		1000	E
56-55-3	Benzo(a)anthracene		1500	E
218-01-9	Chrysene		790	E
205-99-2	Benzo(b)fluoranthene		1800	E
207-08-9	Benzo(k)fluoranthene		440	E
50-32-8	Benzo(a)pyrene		330	E
193-39-5	Indeno(1,2,3-cd)pyrene		280	E
53-70-3	Dibenzo(a,h)anthracene		210	E
191-24-2	Benzo(g,h,i)perylene		38	

PRELIMINARY

1F - FORM I SV-SIM  
SEMIVOLATILE SIM ORGANICS ANALYSIS DATA SHEET

EPA SAMPLE NO.

E3NT8

Lab Name: MITKEM LABORATORIES Contract: EP-W-05-030  
 Lab Code: MITKEM Case No.: 38947 Mod. Ref No.: \_\_\_\_\_ SDG No.: E3NT3  
 Matrix: (SOIL/SED/WATER) SOIL Lab Sample ID: H1698-17A  
 Sample wt/vol: 30.2 (g/mL) G Lab File ID: S5A5866.D  
 Extraction: (Type) SONC  
 % Moisture: 40 Decanted: (Y/N) N Date Received: 09/02/2009  
 Concentrated Extract Volume: 10000 (uL) Date Extracted: 09/02/2009  
 Injection Volume: 2.0 (uL) GPC Factor: 0.10 Date Analyzed: 09/06/2009  
 GPC Cleanup: (Y/N) Y pH: 7.8 Dilution Factor: 1.0

CAS NO.	COMPOUND	CONCENTRATION UNITS:		Q
		(ug/L or ug/Kg)	UG/KG	
91-20-3	Naphthalene		380	E
91-57-6	2-Methylnaphthalene		160	E
208-96-8	Acenaphthylene		76	E
83-32-9	Acenaphthene		160	E
86-73-7	Fluorene		200	E
85-01-8	Phenanthrene		1300	E
120-12-7	Anthracene		350	E
206-44-0	Fluoranthene		1500	E
129-00-0	Pyrene		940	E
56-55-3	Benzo (a) anthracene		1700	E
218-01-9	Chrysene		880	E
205-99-2	Benzo (b) fluoranthene		1900	E
207-08-9	Benzo (k) fluoranthene		560	E
50-32-8	Benzo (a) pyrene		380	E
193-39-5	Indeno (1, 2, 3-cd) pyrene		320	E
53-70-3	Dibenzo (a, h) anthracene		250	E
191-24-2	Benzo (g, h, i) perylene		55	

**PRELIMINARY**

1F - FORM I SV-SIM  
SEMIVOLATILE SIM ORGANICS ANALYSIS DATA SHEET

EPA SAMPLE NO.

E3NT9

Lab Name: MITKEM LABORATORIES Contract: EP-W-05-030  
 Lab Code: MITKEM Case No.: 38947 Mod. Ref No.: \_\_\_\_\_ SDG No.: E3NT3  
 Matrix: (SOIL/SED/WATER) SOIL Lab Sample ID: H1698-18A  
 Sample wt/vol: 30.0 (g/mL) G Lab File ID: S5A5863.D  
 Extraction: (Type) SONC  
 % Moisture: 38 Decanted: (Y/N) N Date Received: 09/02/2009  
 Concentrated Extract Volume: 10000 (uL) Date Extracted: 09/02/2009  
 Injection Volume: 2.0 (uL) GPC Factor: 0.10 Date Analyzed: 09/06/2009  
 GPC Cleanup: (Y/N) Y pH: 7.9 Dilution Factor: 1.0

CAS NO.	COMPOUND	CONCENTRATION UNITS:		Q
		(ug/L or ug/Kg)	UG/KG	
91-20-3	Naphthalene		22	
91-57-6	2-Methylnaphthalene		14	
208-96-8	Acenaphthylene		6.2	
83-32-9	Acenaphthene		23	
86-73-7	Fluorene		14	
85-01-8	Phenanthrene		66	E
120-12-7	Anthracene		9.6	
206-44-0	Fluoranthene		60	E
129-00-0	Pyrene		54	E
56-55-3	Benzo(a)anthracene		39	
218-01-9	Chrysene		43	
205-99-2	Benzo(b)fluoranthene		75	E
207-08-9	Benzo(k)fluoranthene		19	
50-32-8	Benzo(a)pyrene		28	
193-39-5	Indeno(1,2,3-cd)pyrene		25	
53-70-3	Dibenzo(a,h)anthracene		12	
191-24-2	Benzo(g,h,i)perylene		23	

**PRELIMINARY**

1F - FORM I SV-SIM  
SEMIVOLATILE SIM ORGANICS ANALYSIS DATA SHEET

EPA SAMPLE NO.

E3NW0

Lab Name: MITKEM LABORATORIES Contract: EP-W-05-030  
 Lab Code: MITKEM Case No.: 38947 Mod. Ref No.: \_\_\_\_\_ SDG No.: E3NT3  
 Matrix: (SOIL/SED/WATER) SOIL Lab Sample ID: H1698-19A  
 Sample wt/vol: 30.3 (g/mL) G Lab File ID: S5A5879.D  
 Extraction: (Type) SONC  
 % Moisture: 45 Decanted: (Y/N) N Date Received: 09/02/2009  
 Concentrated Extract Volume: 10000 (uL) Date Extracted: 09/02/2009  
 Injection Volume: 2.0 (uL) GPC Factor: 0.10 Date Analyzed: 09/06/2009  
 GPC Cleanup: (Y/N) Y pH: 7.3 Dilution Factor: 8.0

CAS NO.	COMPOUND	CONCENTRATION UNITS:	
		(ug/L or ug/Kg)	UG/KG
91-20-3	Naphthalene	770	E
91-57-6	2-Methylnaphthalene	410	
208-96-8	Acenaphthylene	250	
83-32-9	Acenaphthene	1200	E
86-73-7	Fluorene	1600	E
85-01-8	Phenanthrene	8800	E
120-12-7	Anthracene	1500	E
206-44-0	Fluoranthene	9900	E
129-00-0	Pyrene	3900	E
56-55-3	Benzo(a)anthracene	4900	E
218-01-9	Chrysene	3500	E
205-99-2	Benzo(b)fluoranthene	8000	E
207-08-9	Benzo(k)fluoranthene	1600	E
50-32-8	Benzo(a)pyrene	1200	E
193-39-5	Indeno(1,2,3-cd)pyrene	990	E
53-70-3	Dibenzo(a,h)anthracene	740	E
191-24-2	Benzo(g,h,i)perylene	150	

PRELIMINARY



1F - FORM I SV-SIM  
SEMIVOLATILE SIM ORGANICS ANALYSIS DATA SHEET

EPA SAMPLE NO.

E3NW1

Lab Name: MITKEM LABORATORIES Contract: EP-W-05-030  
 Lab Code: MITKEM Case No.: 38947 Mod. Ref No.:                      SDG No.: E3NT3  
 Matrix: (SOIL/SED/WATER) SOIL Lab Sample ID: H1698-20A  
 Sample wt/vol: 30.0 (g/mL) G Lab File ID: S5A5867.D  
 Extraction: (Type) SONC  
 % Moisture: 38 Decanted: (Y/N) N Date Received: 09/02/2009  
 Concentrated Extract Volume: 10000 (uL) Date Extracted: 09/02/2009  
 Injection Volume: 2.0 (uL) GPC Factor: 0.10 Date Analyzed: 09/06/2009  
 GPC Cleanup: (Y/N) Y pH: 7.2 Dilution Factor: 1.0

CAS NO.	COMPOUND	CONCENTRATION UNITS:		Q
		(ug/L or ug/Kg)	UG/KG	
91-20-3	Naphthalene		260	E
91-57-6	2-Methylnaphthalene		150	E
208-96-8	Acenaphthylene		42	
83-32-9	Acenaphthene		160	E
86-73-7	Fluorene		230	E
85-01-8	Phenanthrene		1000	E
120-12-7	Anthracene		240	E
206-44-0	Fluoranthene		1100	E
129-00-0	Pyrene		970	E
56-55-3	Benzo(a)anthracene		1000	E
218-01-9	Chrysene		690	E
205-99-2	Benzo(b)fluoranthene		1500	E
207-08-9	Benzo(k)fluoranthene		430	E
50-32-8	Benzo(a)pyrene		350	E
193-39-5	Indeno(1,2,3-cd)pyrene		290	E
53-70-3	Dibenzo(a,h)anthracene		180	E
191-24-2	Benzo(g,h,i)perylene		70	E

PRELIMINARY

1F - FORM I SV-SIM  
SEMIVOLATILE SIM ORGANICS ANALYSIS DATA SHEET

EPA SAMPLE NO.

E3NW8

Lab Name: MITKEM LABORATORIES Contract: EP-W-05-030  
 Lab Code: MITKEM Case No.: 38947 Mod. Ref No.: \_\_\_\_\_ SDG No.: E3NT3  
 Matrix: (SOIL/SED/WATER) SOIL Lab Sample ID: H1698-04A  
 Sample wt/vol: 30.2 (g/mL) G Lab File ID: S5A5869.D  
 Extraction: (Type) SONC  
 % Moisture: 38 Decanted: (Y/N) N Date Received: 09/02/2009  
 Concentrated Extract Volume: 10000 (uL) Date Extracted: 09/02/2009  
 Injection Volume: 2.0 (uL) GPC Factor: 0.10 Date Analyzed: 09/06/2009  
 GPC Cleanup: (Y/N) Y pH: 7.3 Dilution Factor: 8.0

CAS NO.	COMPOUND	CONCENTRATION UNITS:		Q
		(ug/L or ug/Kg)	UG/KG	
91-20-3	Naphthalene		670	E
91-57-6	2-Methylnaphthalene		260	
208-96-8	Acenaphthylene		280	
83-32-9	Acenaphthene		630	E
86-73-7	Fluorene		1000	E
85-01-8	Phenanthrene		7300	E
120-12-7	Anthracene		1500	E
206-44-0	Fluoranthene		9400	E
129-00-0	Pyrene		8700	E
56-55-3	Benzo(a)anthracene		7300	E
218-01-9	Chrysene		6300	E
205-99-2	Benzo(b)fluoranthene		13000	E
207-08-9	Benzo(k)fluoranthene		3500	E
50-32-8	Benzo(a)pyrene		6200	E
193-39-5	Indeno(1,2,3-cd)pyrene		3900	E
53-70-3	Dibenzo(a,h)anthracene		1300	E
191-24-2	Benzo(g,h,i)perylene		4200	E

**PRELIMINARY**

1F - FORM I SV-SIM  
SEMIVOLATILE SIM ORGANICS ANALYSIS DATA SHEET

EPA SAMPLE NO.

E3NW9

Lab Name: MITKEM LABORATORIES Contract: EP-W-05-030  
 Lab Code: MITKEM Case No.: 38947 Mod. Ref No.: \_\_\_\_\_ SDG No.: E3NT3  
 Matrix: (SOIL/SED/WATER) SOIL Lab Sample ID: H1698-05A  
 Sample wt/vol: 30.0 (g/mL) G Lab File ID: S5A5870.D  
 Extraction: (Type) SONC  
 % Moisture: 42 Decanted: (Y/N) N Date Received: 09/02/2009  
 Concentrated Extract Volume: 10000 (uL) Date Extracted: 09/02/2009  
 Injection Volume: 2.0 (uL) GPC Factor: 0.10 Date Analyzed: 09/06/2009  
 GPC Cleanup: (Y/N) Y pH: 7.2 Dilution Factor: 8.0

CAS NO.	COMPOUND	CONCENTRATION UNITS:		Q
		(ug/L or ug/Kg)	UG/KG	
91-20-3	Naphthalene		730	E
91-57-6	2-Methylnaphthalene		380	
208-96-8	Acenaphthylene		260	
83-32-9	Acenaphthene		620	E
86-73-7	Fluorene		840	E
85-01-8	Phenanthrene		7200	E
120-12-7	Anthracene		1200	E
206-44-0	Fluoranthene		9500	E
129-00-0	Pyrene		7400	E
56-55-3	Benzo(a)anthracene		5200	E
218-01-9	Chrysene		4000	E
205-99-2	Benzo(b)fluoranthene		6500	E
207-08-9	Benzo(k)fluoranthene		1100	E
50-32-8	Benzo(a)pyrene		3000	E
193-39-5	Indeno(1,2,3-cd)pyrene		1800	E
53-70-3	Dibenzo(a,h)anthracene		620	E
191-24-2	Benzo(g,h,i)perylene		1900	E

**PRELIMINARY**

1F - FORM I SV-SIM  
SEMIVOLATILE SIM ORGANICS ANALYSIS DATA SHEET

EPA SAMPLE NO.

E3NW9MS

Lab Name: MITKEM LABORATORIES Contract: EP-W-05-030  
 Lab Code: MITKEM Case No.: 38947 Mod. Ref No.:                      SDG No.: E3NT3  
 Matrix: (SOIL/SED/WATER) SOIL Lab Sample ID: H1698-05AMS  
 Sample wt/vol: 30.0 (g/mL) G Lab File ID: S5A5871.D  
 Extraction: (Type) SONC  
 % Moisture: 42 Decanted: (Y/N) N Date Received: 09/02/2009  
 Concentrated Extract Volume: 500 (uL) Date Extracted: 09/02/2009  
 Injection Volume: 2.0 (uL) GPC Factor: 2.00 Date Analyzed: 09/06/2009  
 GPC Cleanup: (Y/N) Y pH: 7.2 Dilution Factor: 8.0

CAS NO.	COMPOUND	CONCENTRATION UNITS:		Q
		(ug/L or ug/Kg)	UG/KG	
91-20-3	Naphthalene		640	E
91-57-6	2-Methylnaphthalene		420	
208-96-8	Acenaphthylene		240	
83-32-9	Acenaphthene		1400	E
86-73-7	Fluorene		1700	E
85-01-8	Phenanthrene		12000	E
120-12-7	Anthracene		2900	E
206-44-0	Fluoranthene		11000	E
129-00-0	Pyrene		11000	E
56-55-3	Benzo(a)anthracene		10000	E
218-01-9	Chrysene		7300	E
205-99-2	Benzo(b)fluoranthene		14000	E
207-08-9	Benzo(k)fluoranthene		3800	E
50-32-8	Benzo(a)pyrene		7800	E
193-39-5	Indeno(1,2,3-cd)pyrene		4200	E
53-70-3	Dibenzo(a,h)anthracene		1400	E
191-24-2	Benzo(g,h,i)perylene		4500	E

**PRELIMINARY**

1F - FORM I SV-SIM  
SEMIVOLATILE SIM ORGANICS ANALYSIS DATA SHEET

EPA SAMPLE NO.

E3NW9MSD

Lab Name: MITKEM LABORATORIES Contract: EP-W-05-030  
 Lab Code: MITKEM Case No.: 38947 Mod. Ref No.:                      SDG No.: E3NT3  
 Matrix: (SOIL/SED/WATER) SOIL Lab Sample ID: H1698-05AMSD  
 Sample wt/vol: 30.2 (g/mL) G Lab File ID: S5A5872.D  
 Extraction: (Type) SONC  
 % Moisture: 42 Decanted: (Y/N) N Date Received: 09/02/2009  
 Concentrated Extract Volume: 500 (uL) Date Extracted: 09/02/2009  
 Injection Volume: 2.0 (uL) GPC Factor: 2.00 Date Analyzed: 09/06/2009  
 GPC Cleanup: (Y/N) Y pH: 7.2 Dilution Factor: 8.0

CAS NO.	COMPOUND	CONCENTRATION UNITS:		Q
		(ug/L or ug/Kg)	UG/KG	
91-20-3	Naphthalene		750	E
91-57-6	2-Methylnaphthalene		370	
208-96-8	Acenaphthylene		260	
83-32-9	Acenaphthene		620	E
86-73-7	Fluorene		870	E
85-01-8	Phenanthrene		6600	E
120-12-7	Anthracene		1100	E
206-44-0	Fluoranthene		9500	E
129-00-0	Pyrene		7600	E
56-55-3	Benzo(a)anthracene		5500	E
218-01-9	Chrysene		4000	E
205-99-2	Benzo(b)fluoranthene		7700	E
207-08-9	Benzo(k)fluoranthene		2500	E
50-32-8	Benzo(a)pyrene		4300	E
193-39-5	Indeno(1,2,3-cd)pyrene		2400	E
53-70-3	Dibenzo(a,h)anthracene		800	E
191-24-2	Benzo(g,h,i)perylene		2700	E

**PRELIMINARY**

1F - FORM I SV-SIM  
SEMIVOLATILE SIM ORGANICS ANALYSIS DATA SHEET

EPA SAMPLE NO.

E3NX0

Lab Name: MITKEM LABORATORIES Contract: EP-W-05-030  
 Lab Code: MITKEM Case No.: 38947 Mod. Ref No.:                      SDG No.: E3NT3  
 Matrix: (SOIL/SED/WATER) SOIL Lab Sample ID: H1698-06A  
 Sample wt/vol: 30.3 (g/mL) G Lab File ID: S5A5873.D  
 Extraction: (Type) SONC  
 % Moisture: 40 Decanted: (Y/N) N Date Received: 09/02/2009  
 Concentrated Extract Volume: 10000 (uL) Date Extracted: 09/02/2009  
 Injection Volume: 2.0 (uL) GPC Factor: 0.10 Date Analyzed: 09/06/2009  
 GPC Cleanup: (Y/N) Y pH: 7.4 Dilution Factor: 8.0

CAS NO.	COMPOUND	CONCENTRATION UNITS:		Q
		(ug/L or ug/Kg)	UG/KG	
91-20-3	Naphthalene		470	E
91-57-6	2-Methylnaphthalene		300	
208-96-8	Acenaphthylene		220	
83-32-9	Acenaphthene		610	E
86-73-7	Fluorene		900	E
85-01-8	Phenanthrene		7300	E
120-12-7	Anthracene		1300	E
206-44-0	Fluoranthene		8900	E
129-00-0	Pyrene		7800	E
56-55-3	Benzo(a)anthracene		5800	E
218-01-9	Chrysene		4100	E
205-99-2	Benzo(b)fluoranthene		7700	E
207-08-9	Benzo(k)fluoranthene		2100	E
50-32-8	Benzo(a)pyrene		4300	E
193-39-5	Indeno(1,2,3-cd)pyrene		2300	E
53-70-3	Dibenzo(a,h)anthracene		780	E
191-24-2	Benzo(g,h,i)perylene		2500	E

PRELIMINARY

1F - FORM I SV-SIM  
SEMIVOLATILE SIM ORGANICS ANALYSIS DATA SHEET

EPA SAMPLE NO.

E3NX1

Lab Name: MITKEM LABORATORIES Contract: EP-W-05-030  
 Lab Code: MITKEM Case No.: 38947 Mod. Ref No.: \_\_\_\_\_ SDG No.: E3NT3  
 Matrix: (SOIL/SED/WATER) SOIL Lab Sample ID: H1698-07A  
 Sample wt/vol: 30.2 (g/mL) G Lab File ID: S5A5874.D  
 Extraction: (Type) SONC  
 % Moisture: 35 Decanted: (Y/N) N Date Received: 09/02/2009  
 Concentrated Extract Volume: 10000 (uL) Date Extracted: 09/02/2009  
 Injection Volume: 2.0 (uL) GPC Factor: 0.10 Date Analyzed: 09/06/2009  
 GPC Cleanup: (Y/N) Y pH: 7.6 Dilution Factor: 8.0

CAS NO.	COMPOUND	CONCENTRATION UNITS:		Q
		(ug/L or ug/Kg)	UG/KG	
91-20-3	Naphthalene		460	E
91-57-6	2-Methylnaphthalene		240	
208-96-8	Acenaphthylene		190	
83-32-9	Acenaphthene		280	
86-73-7	Fluorene		440	E
85-01-8	Phenanthrene		3300	E
120-12-7	Anthracene		570	E
206-44-0	Fluoranthene		4800	E
129-00-0	Pyrene		2000	E
56-55-3	Benzo(a)anthracene		2300	E
218-01-9	Chrysene		1800	E
205-99-2	Benzo(b)fluoranthene		3100	E
207-08-9	Benzo(k)fluoranthene		760	E
50-32-8	Benzo(a)pyrene		510	E
193-39-5	Indeno(1,2,3-cd)pyrene		440	E
53-70-3	Dibenzo(a,h)anthracene		320	
191-24-2	Benzo(g,h,i)perylene		44	

**PRELIMINARY**

SOM01.2 (6/2007)

1F - FORM I SV-SIM  
SEMIVOLATILE SIM ORGANICS ANALYSIS DATA SHEET

EPA SAMPLE NO.

E3NX2

Lab Name: MITKEM LABORATORIES Contract: EP-W-05-030  
 Lab Code: MITKEM Case No.: 38947 Mod. Ref No.:                      SDG No.: E3NT3  
 Matrix: (SOIL/SED/WATER) SOIL Lab Sample ID: H1698-08A  
 Sample wt/vol: 30.0 (g/mL) G Lab File ID: S5A5861B.D  
 Extraction: (Type) SONC  
 % Moisture: 50 Decanted: (Y/N) N Date Received: 09/02/2009  
 Concentrated Extract Volume: 10000 (uL) Date Extracted: 09/02/2009  
 Injection Volume: 2.0 (uL) GPC Factor: 0.10 Date Analyzed: 09/06/2009  
 GPC Cleanup: (Y/N) Y pH: 7.8 Dilution Factor: 1.0

CAS NO.	COMPOUND	CONCENTRATION UNITS:		Q
		(ug/L or ug/Kg)	UG/KG	
91-20-3	Naphthalene		26	
91-57-6	2-Methylnaphthalene		15	
208-96-8	Acenaphthylene		7.1	
83-32-9	Acenaphthene		18	
86-73-7	Fluorene		18	
85-01-8	Phenanthrene		170	E
120-12-7	Anthracene		34	
206-44-0	Fluoranthene		150	E
129-00-0	Pyrene		83	E
56-55-3	Benzo(a)anthracene		55	
218-01-9	Chrysene		42	
205-99-2	Benzo(b)fluoranthene		76	E
207-08-9	Benzo(k)fluoranthene		18	
50-32-8	Benzo(a)pyrene		28	
193-39-5	Indeno(1,2,3-cd)pyrene		17	
53-70-3	Dibenzo(a,h)anthracene		8.7	
191-24-2	Benzo(g,h,i)perylene		6.6	U

**PRELIMINARY**



1F - FORM I SV-SIM  
SEMIVOLATILE SIM ORGANICS ANALYSIS DATA SHEET

EPA SAMPLE NO.

E3NX3

Lab Name: MITKEM LABORATORIES Contract: EP-W-05-030  
 Lab Code: MITKEM Case No.: 38947 Mod. Ref No.: \_\_\_\_\_ SDG No.: E3NT3  
 Matrix: (SOIL/SED/WATER) SOIL Lab Sample ID: H1698-09A  
 Sample wt/vol: 30.0 (g/mL) G Lab File ID: S5A5875.D  
 Extraction: (Type) SONC  
 % Moisture: 37 Decanted: (Y/N) N Date Received: 09/02/2009  
 Concentrated Extract Volume: 10000 (uL) Date Extracted: 09/02/2009  
 Injection Volume: 2.0 (uL) GPC Factor: 0.10 Date Analyzed: 09/06/2009  
 GPC Cleanup: (Y/N) Y pH: 7.3 Dilution Factor: 8.0

CAS NO.	COMPOUND	CONCENTRATION UNITS: (ug/L or ug/Kg)	UG/KG	Q
91-20-3	Naphthalene		300	
91-57-6	2-Methylnaphthalene		210	
208-96-8	Acenaphthylene		320	
83-32-9	Acenaphthene		1200	E
86-73-7	Fluorene		1800	E
85-01-8	Phenanthrene		12000	E
120-12-7	Anthracene		2300	E
206-44-0	Fluoranthene		13000	E
129-00-0	Pyrene		9600	E
56-55-3	Benzo(a)anthracene		11000	E
218-01-9	Chrysene		8300	E
205-99-2	Benzo(b)fluoranthene		19000	E
207-08-9	Benzo(k)fluoranthene		5800	E
50-32-8	Benzo(a)pyrene		9100	E
193-39-5	Indeno(1,2,3-cd)pyrene		6000	E
53-70-3	Dibenzo(a,h)anthracene		1900	E
191-24-2	Benzo(g,h,i)perylene		5600	E

**PRELIMINARY**

1F - FORM I SV-SIM  
SEMIVOLATILE SIM ORGANICS ANALYSIS DATA SHEET

EPA SAMPLE NO.

E3NX4

Lab Name: MITKEM LABORATORIES Contract: EP-W-05-030  
 Lab Code: MITKEM Case No.: 38947 Mod. Ref No.: \_\_\_\_\_ SDG No.: E3NT3  
 Matrix: (SOIL/SED/WATER) SOIL Lab Sample ID: H1698-10A  
 Sample wt/vol: 30.0 (g/mL) G Lab File ID: S5A5864.D  
 Extraction: (Type) SONC  
 % Moisture: 40 Decanted: (Y/N) N Date Received: 09/02/2009  
 Concentrated Extract Volume: 10000 (uL) Date Extracted: 09/02/2009  
 Injection Volume: 2.0 (uL) GPC Factor: 0.10 Date Analyzed: 09/06/2009  
 GPC Cleanup: (Y/N) Y pH: 7.9 Dilution Factor: 1.0

CAS NO.	COMPOUND	CONCENTRATION UNITS:		Q
		(ug/L or ug/Kg)	UG/KG	
91-20-3	Naphthalene		330	E
91-57-6	2-Methylnaphthalene		130	E
208-96-8	Acenaphthylene		57	E
83-32-9	Acenaphthene		170	E
86-73-7	Fluorene		200	E
85-01-8	Phenanthrene		1200	E
120-12-7	Anthracene		260	E
206-44-0	Fluoranthene		1100	E
129-00-0	Pyrene		1100	E
56-55-3	Benzo(a)anthracene		1200	E
218-01-9	Chrysene		720	E
205-99-2	Benzo(b)fluoranthene		1700	E
207-08-9	Benzo(k)fluoranthene		330	E
50-32-8	Benzo(a)pyrene		400	E
193-39-5	Indeno(1,2,3-cd)pyrene		330	E
53-70-3	Dibenzo(a,h)anthracene		190	E
191-24-2	Benzo(g,h,i)perylene		36	

**PRELIMINARY**

SOM01.2 (6/2007)

1F - FORM I SV-SIM  
SEMIVOLATILE SIM ORGANICS ANALYSIS DATA SHEET

EPA SAMPLE NO.

E3NX5

Lab Name: MITKEM LABORATORIES Contract: EP-W-05-030  
 Lab Code: MITKEM Case No.: 38947 Mod. Ref No.: \_\_\_\_\_ SDG No.: E3NT3  
 Matrix: (SOIL/SED/WATER) SOIL Lab Sample ID: H1698-11A  
 Sample wt/vol: 30.1 (g/mL) G Lab File ID: S5A5876.D  
 Extraction: (Type) SONC  
 % Moisture: 38 Decanted: (Y/N) N Date Received: 09/02/2009  
 Concentrated Extract Volume: 10000 (uL) Date Extracted: 09/02/2009  
 Injection Volume: 2.0 (uL) GPC Factor: 0.10 Date Analyzed: 09/06/2009  
 GPC Cleanup: (Y/N) Y pH: 7.8 Dilution Factor: 8.0

CAS NO.	COMPOUND	CONCENTRATION UNITS:		Q
		(ug/L or ug/Kg)	UG/KG	
91-20-3	Naphthalene		340	
91-57-6	2-Methylnaphthalene		150	
208-96-8	Acenaphthylene		89	
83-32-9	Acenaphthene		430	E
86-73-7	Fluorene		450	E
85-01-8	Phenanthrene		3300	E
120-12-7	Anthracene		660	E
206-44-0	Fluoranthene		3700	E
129-00-0	Pyrene		1400	E
56-55-3	Benzo(a)anthracene		1600	E
218-01-9	Chrysene		1100	E
205-99-2	Benzo(b)fluoranthene		2300	E
207-08-9	Benzo(k)fluoranthene		500	E
50-32-8	Benzo(a)pyrene		410	
193-39-5	Indeno(1,2,3-cd)pyrene		360	
53-70-3	Dibenzo(a,h)anthracene		250	
191-24-2	Benzo(g,h,i)perylene		68	

PRELIMINARY

SOM01.2 (6/2007)

1F - FORM I SV-SIM  
SEMIVOLATILE SIM ORGANICS ANALYSIS DATA SHEET

EPA SAMPLE NO.

E3NX6

Lab Name: MITKEM LABORATORIES Contract: EP-W-05-030  
 Lab Code: MITKEM Case No.: 38947 Mod. Ref No.:                      SDG No.: E3NT3  
 Matrix: (SOIL/SED/WATER) SOIL Lab Sample ID: H1698-12A  
 Sample wt/vol: 30.2 (g/mL) G Lab File ID: S5A5862.D  
 Extraction: (Type) SONC  
 % Moisture: 40 Decanted: (Y/N) N Date Received: 09/02/2009  
 Concentrated Extract Volume: 10000 (uL) Date Extracted: 09/02/2009  
 Injection Volume: 2.0 (uL) GPC Factor: 0.10 Date Analyzed: 09/06/2009  
 GPC Cleanup: (Y/N) Y pH: 7.9 Dilution Factor: 1.0

CAS NO.	COMPOUND	CONCENTRATION UNITS:		Q
		(ug/L or ug/Kg)	UG/KG	
91-20-3	Naphthalene		5.5	U
91-57-6	2-Methylnaphthalene		5.5	U
208-96-8	Acenaphthylene		5.5	U
83-32-9	Acenaphthene		5.5	U
86-73-7	Fluorene		5.5	U
85-01-8	Phenanthrene		9.0	
120-12-7	Anthracene		5.5	U
206-44-0	Fluoranthene		11	
129-00-0	Pyrene		19	
56-55-3	Benzo(a)anthracene		5.5	U
218-01-9	Chrysene		5.8	
205-99-2	Benzo(b)fluoranthene		13	
207-08-9	Benzo(k)fluoranthene		5.5	U
50-32-8	Benzo(a)pyrene		5.5	U
193-39-5	Indeno(1,2,3-cd)pyrene		6.2	
53-70-3	Dibenzo(a,h)anthracene		5.5	U
191-24-2	Benzo(g,h,i)perylene		5.5	U

PRELIMINARY

SOM01.2 (6/2007)

1H - FORM I ARO  
 AROCLOR ORGANICS ANALYSIS DATA SHEET

EPA SAMPLE NO.

E3NW2

Lab Name: MITKEM LABORATORIES Contract: EP-W-05-030  
 Lab Code: MITKEM Case No.: 38947 Mod. Ref No.: \_\_\_\_\_ SDG No.: E3NW2  
 Matrix: (SOIL/SED/WATER) SOIL Lab Sample ID: H1699-01A  
 Sample wt/vol: 31.6 (g/mL) G Lab File ID: E3G6243F.D/E3G6243R.D  
 % Moisture: 37 Decanted: (Y/N) N Date Received: 09/02/2009  
 Extraction: (Type) SONC Date Extracted: 09/03/2009  
 Concentrated Extract Volume: 10000 (uL) Date Analyzed: 09/04/2009  
 Injection Volume: 1.0 (uL) GPC Factor: 1.00 Dilution Factor: 1.0  
 GPC Cleanup: (Y/N) N pH: 7.6 Sulfur Cleanup: (Y/N) Y  
 Acid Cleanup: (Y/N) Y

CAS NO.	COMPOUND	CONCENTRATION UNITS:	
		UG/KG	Q
12674-11-2	Aroclor-1016	50	U
11104-28-2	Aroclor-1221	50	U
11141-16-5	Aroclor-1232	50	U
53469-21-9	Aroclor-1242	50	U
12672-29-6	Aroclor-1248	50	U
11097-69-1	Aroclor-1254	50	U
11096-82-5	Aroclor-1260	50	U
37324-23-5	Aroclor-1262	50	U
11100-14-4	Aroclor-1268	50	U

PRELIMINARY

1H - FORM I ARO  
 AROCLOR ORGANICS ANALYSIS DATA SHEET

EPA SAMPLE NO.

E3NW3

Lab Name: MITKEM LABORATORIES Contract: EP-W-05-030  
 Lab Code: MITKEM Case No.: 38947 Mod. Ref No.: \_\_\_\_\_ SDG No.: E3NW2  
 Matrix: (SOIL/SED/WATER) SOIL Lab Sample ID: H1699-02A  
 Sample wt/vol: 31.2 (g/mL) G Lab File ID: E3G6244F.D/E3G6244R.D  
 % Moisture: 33 Decanted: (Y/N) N Date Received: 09/02/2009  
 Extraction: (Type) SONC Date Extracted: 09/03/2009  
 Concentrated Extract Volume: 10000 (uL) Date Analyzed: 09/04/2009  
 Injection Volume: 1.0 (uL) GPC Factor: 1.00 Dilution Factor: 1.0  
 GPC Cleanup: (Y/N) N pH: 7.3 Sulfur Cleanup: (Y/N) Y  
 Acid Cleanup: (Y/N) Y

CAS NO.	COMPOUND	CONCENTRATION UNITS:	
		ug/L or ug/Kg	ug/KG
12674-11-2	Aroclor-1016	47	U
11104-28-2	Aroclor-1221	47	U
11141-16-5	Aroclor-1232	47	U
53469-21-9	Aroclor-1242	830	E
12672-29-6	Aroclor-1248	660	
11097-69-1	Aroclor-1254	260	
11096-82-5	Aroclor-1260	47	U
37324-23-5	Aroclor-1262	47	U
11100-14-4	Aroclor-1268	47	U

**PRELIMINARY**

1H - FORM I ARO  
 AROCLOR ORGANICS ANALYSIS DATA SHEET

EPA SAMPLE NO.

E3NW3DL

Lab Name: MITKEM LABORATORIES Contract: EP-W-05-030  
 Lab Code: MITKEM Case No.: 38947 Mod. Ref No.: \_\_\_\_\_ SDG No.: E3NW2  
 Matrix: (SOIL/SED/WATER) SOIL Lab Sample ID: H1699-02ADL  
 Sample wt/vol: 31.2 (g/mL) G Lab File ID: E3G6368F.D/E3G6368R.D  
 % Moisture: 33 Decanted: (Y/N) N Date Received: 09/02/2009  
 Extraction: (Type) SONC Date Extracted: 09/03/2009  
 Concentrated Extract Volume: 10000 (uL) Date Analyzed: 09/06/2009  
 Injection Volume: 1.0 (uL) GPC Factor: 1.00 Dilution Factor: 2.0  
 GPC Cleanup: (Y/N) N pH: 7.3 Sulfur Cleanup: (Y/N) Y  
 Acid Cleanup: (Y/N) Y

CAS NO.	COMPOUND	CONCENTRATION UNITS: UG/KG	
		(ug/L or ug/Kg)	Q
12674-11-2	Aroclor-1016	95	U
11104-28-2	Aroclor-1221	95	U
11141-16-5	Aroclor-1232	95	U
53469-21-9	Aroclor-1242	940	D
12672-29-6	Aroclor-1248	750	D
11097-69-1	Aroclor-1254	290	D
11096-82-5	Aroclor-1260	95	U
37324-23-5	Aroclor-1262	95	U
11100-14-4	Aroclor-1268	95	U

**PRELIMINARY**

1H - FORM I ARO  
 AROCLOR ORGANICS ANALYSIS DATA SHEET

EPA SAMPLE NO.

E3NW4

Lab Name: MITKEM LABORATORIES Contract: EP-W-05-030  
 Lab Code: MITKEM Case No.: 38947 Mod. Ref No.: SDG No.: E3NW2  
 Matrix: (SOIL/SED/WATER) SOIL Lab Sample ID: H1699-03A  
 Sample wt/vol: 30.7 (g/mL) G Lab File ID: E3G6245F.D/E3G6245R.D  
 % Moisture: 24 Decanted: (Y/N) N Date Received: 09/02/2009  
 Extraction: (Type) SONC Date Extracted: 09/03/2009  
 Concentrated Extract Volume: 10000 (uL) Date Analyzed: 09/04/2009  
 Injection Volume: 1.0 (uL) GPC Factor: 1.00 Dilution Factor: 1.0  
 GPC Cleanup: (Y/N) N pH: 7.5 Sulfur Cleanup: (Y/N) Y  
 Acid Cleanup: (Y/N) Y

CAS NO.	COMPOUND	CONCENTRATION UNITS:	
		(ug/L or ug/Kg)	UG/KG
12674-11-2	Aroclor-1016	42	U
11104-28-2	Aroclor-1221	42	U
11141-16-5	Aroclor-1232	42	U
53469-21-9	Aroclor-1242	130	
12672-29-6	Aroclor-1248	97	
11097-69-1	Aroclor-1254	39	J
11096-82-5	Aroclor-1260	42	U
37324-23-5	Aroclor-1262	42	U
11100-14-4	Aroclor-1268	42	U

**PRELIMINARY**



1H - FORM I ARO  
 AROCLOR ORGANICS ANALYSIS DATA SHEET

EPA SAMPLE NO.

E3NW5

Lab Name: MITKEM LABORATORIES Contract: EP-W-05-030  
 Lab Code: MITKEM Case No.: 38947 Mod. Ref No.: \_\_\_\_\_ SDG No.: E3NW2  
 Matrix: (SOIL/SED/WATER) SOIL Lab Sample ID: H1699-04A  
 Sample wt/vol: 30.9 (g/mL) G Lab File ID: E3G6246F.D/E3G6246R.D  
 % Moisture: 29 Decanted: (Y/N) N Date Received: 09/02/2009  
 Extraction: (Type) SONC Date Extracted: 09/03/2009  
 Concentrated Extract Volume: 10000 (uL) Date Analyzed: 09/04/2009  
 Injection Volume: 1.0 (uL) GPC Factor: 1.00 Dilution Factor: 1.0  
 GPC Cleanup: (Y/N) N pH: 7.5 Sulfur Cleanup: (Y/N) Y  
 Acid Cleanup: (Y/N) Y

CAS NO.	COMPOUND	CONCENTRATION UNITS:	
		(ug/L or ug/Kg)	UG/KG
12674-11-2	Aroclor-1016	45	U
11104-28-2	Aroclor-1221	45	U
11141-16-5	Aroclor-1232	45	U
53469-21-9	Aroclor-1242	45	U
12672-29-6	Aroclor-1248	45	U
11097-69-1	Aroclor-1254	45	U
11096-82-5	Aroclor-1260	45	U
37324-23-5	Aroclor-1262	45	U
11100-14-4	Aroclor-1268	45	U

**PRELIMINARY**

1H - FORM I ARO  
 AROCLOR ORGANICS ANALYSIS DATA SHEET

EPA SAMPLE NO.

E3NX7

Lab Name: MITKEM LABORATORIES Contract: EP-W-05-030  
 Lab Code: MITKEM Case No.: 38947 Mod. Ref No.:                      SDG No.: E3NW2  
 Matrix: (SOIL/SED/WATER) SOIL Lab Sample ID: H1699-05A  
 Sample wt/vol: 30.6 (g/mL) G Lab File ID: E3G6247F.D/E3G6247R.D  
 % Moisture: 41 Decanted: (Y/N) N Date Received: 09/03/2009  
 Extraction: (Type) SONC Date Extracted: 09/03/2009  
 Concentrated Extract Volume: 10000 (uL) Date Analyzed: 09/04/2009  
 Injection Volume: 1.0 (uL) GPC Factor: 1.00 Dilution Factor: 1.0  
 GPC Cleanup: (Y/N) N pH: 7.8 Sulfur Cleanup: (Y/N) Y  
 Acid Cleanup: (Y/N) Y

CAS NO.	COMPOUND	CONCENTRATION UNITS:	
		(ug/L or ug/Kg)	UG/KG
12674-11-2	Aroclor-1016	55	U
11104-28-2	Aroclor-1221	55	U
11141-16-5	Aroclor-1232	55	U
53469-21-9	Aroclor-1242	270	
12672-29-6	Aroclor-1248	200	
11097-69-1	Aroclor-1254	69	
11096-82-5	Aroclor-1260	55	U
37324-23-5	Aroclor-1262	55	U
11100-14-4	Aroclor-1268	55	U

**PRELIMINARY**

1H - FORM I ARO  
 AROCLOR ORGANICS ANALYSIS DATA SHEET

EPA SAMPLE NO.

E3NX8

Lab Name: MITKEM LABORATORIES Contract: EP-W-05-030  
 Lab Code: MITKEM Case No.: 38947 Mod. Ref No.:                      SDG No.: E3NW2  
 Matrix: (SOIL/SED/WATER) SOIL Lab Sample ID: H1699-06A  
 Sample wt/vol: 30.3 (g/mL) G Lab File ID: E3G6248F.D/E3G6248R.D  
 % Moisture: 42 Decanted: (Y/N) N Date Received: 09/03/2009  
 Extraction: (Type) SONC Date Extracted: 09/03/2009  
 Concentrated Extract Volume: 10000 (uL) Date Analyzed: 09/04/2009  
 Injection Volume: 1.0 (uL) GPC Factor: 1.00 Dilution Factor: 1.0  
 GPC Cleanup: (Y/N) N pH: 8.0 Sulfur Cleanup: (Y/N) Y  
 Acid Cleanup: (Y/N) Y

CAS NO.	COMPOUND	CONCENTRATION UNITS: UG/KG (ug/L or ug/Kg)	Q
12674-11-2	Aroclor-1016	56	U
11104-28-2	Aroclor-1221	56	U
11141-16-5	Aroclor-1232	56	U
53469-21-9	Aroclor-1242	56	U
12672-29-6	Aroclor-1248	56	U
11097-69-1	Aroclor-1254	56	U
11096-82-5	Aroclor-1260	56	U
37324-23-5	Aroclor-1262	56	U
11100-14-4	Aroclor-1268	56	U

**PRELIMINARY**

SOM01.2 (6/2007)

1H - FORM I ARO  
 AROCLOR ORGANICS ANALYSIS DATA SHEET

EPA SAMPLE NO.

E3NX9

Lab Name: MITKEM LABORATORIES Contract: EP-W-05-030  
 Lab Code: MITKEM Case No.: 38947 Mod. Ref No.: \_\_\_\_\_ SDG No.: E3NW2  
 Matrix: (SOIL/SED/WATER) SOIL Lab Sample ID: H1699-07A  
 Sample wt/vol: 30.6 (g/mL) G Lab File ID: E3G6249F.D/E3G6249R.D  
 % Moisture: 41 Decanted: (Y/N) N Date Received: 09/03/2009  
 Extraction: (Type) SONC Date Extracted: 09/03/2009  
 Concentrated Extract Volume: 10000 (uL) Date Analyzed: 09/04/2009  
 Injection Volume: 1.0 (uL) GPC Factor: 1.00 Dilution Factor: 1.0  
 GPC Cleanup: (Y/N) N pH: 8.0 Sulfur Cleanup: (Y/N) Y  
 Acid Cleanup: (Y/N) Y

CAS NO.	COMPOUND	CONCENTRATION UNITS: <u>UG/KG</u>	
		(ug/L or ug/Kg)	<u>Q</u>
12674-11-2	Aroclor-1016	55	U
11104-28-2	Aroclor-1221	55	U
11141-16-5	Aroclor-1232	55	U
53469-21-9	Aroclor-1242	55	U
12672-29-6	Aroclor-1248	55	U
11097-69-1	Aroclor-1254	55	U
11096-82-5	Aroclor-1260	55	U
37324-23-5	Aroclor-1262	55	U
11100-14-4	Aroclor-1268	55	U

**PRELIMINARY**

SOM01.2 (6/2007)

1H - FORM I ARO  
 AROCLOR ORGANICS ANALYSIS DATA SHEET

EPA SAMPLE NO.

E3NYO

Lab Name: MITKEM LABORATORIES Contract: EP-W-05-030  
 Lab Code: MITKEM Case No.: 38947 Mod. Ref No.: \_\_\_\_\_ SDG No.: E3NW2  
 Matrix: (SOIL/SED/WATER) SOIL Lab Sample ID: H1699-08A  
 Sample wt/vol: 30.2 (g/mL) G Lab File ID: E3G6250F.D/E3G6250R.D  
 % Moisture: 38 Decanted: (Y/N) N Date Received: 09/03/2009  
 Extraction: (Type) SONC Date Extracted: 09/03/2009  
 Concentrated Extract Volume: 10000 (uL) Date Analyzed: 09/04/2009  
 Injection Volume: 1.0 (uL) GPC Factor: 1.00 Dilution Factor: 1.0  
 GPC Cleanup: (Y/N) N pH: 7.9 Sulfur Cleanup: (Y/N) Y  
 Acid Cleanup: (Y/N) Y

CAS NO.	COMPOUND	CONCENTRATION UNITS:	
		(ug/L or ug/Kg)	UG/KG
12674-11-2	Aroclor-1016	53	U
11104-28-2	Aroclor-1221	53	U
11141-16-5	Aroclor-1232	53	U
53469-21-9	Aroclor-1242	53	U
12672-29-6	Aroclor-1248	53	U
11097-69-1	Aroclor-1254	53	U
11096-82-5	Aroclor-1260	53	U
37324-23-5	Aroclor-1262	53	U
11100-14-4	Aroclor-1268	53	U

**PRELIMINARY**

SOM01.2 (6/2007)

1H - FORM I ARO  
 AROCLOR ORGANICS ANALYSIS DATA SHEET

EPA SAMPLE NO.

E3NY1

Lab Name: MITKEM LABORATORIES Contract: EP-W-05-030  
 Lab Code: MITKEM Case No.: 38947 Mod. Ref No.:                      SDG No.: E3NW2  
 Matrix: (SOIL/SED/WATER) SOIL Lab Sample ID: H1699-09A  
 Sample wt/vol: 30.7 (g/mL) G Lab File ID: E3G6251F.D/E3G6251R.D  
 % Moisture: 36 Decanted: (Y/N) N Date Received: 09/03/2009  
 Extraction: (Type) SONC Date Extracted: 09/03/2009  
 Concentrated Extract Volume: 10000 (uL) Date Analyzed: 09/04/2009  
 Injection Volume: 1.0 (uL) GPC Factor: 1.00 Dilution Factor: 1.0  
 GPC Cleanup: (Y/N) N pH: 8.1 Sulfur Cleanup: (Y/N) Y  
 Acid Cleanup: (Y/N) Y

CAS NO.	COMPOUND	CONCENTRATION UNITS: <u>UG/KG</u>	
		(ug/L or ug/Kg)	<u>Q</u>
12674-11-2	Aroclor-1016	50	U
11104-28-2	Aroclor-1221	50	U
11141-16-5	Aroclor-1232	50	U
53469-21-9	Aroclor-1242	50	U
12672-29-6	Aroclor-1248	50	U
11097-69-1	Aroclor-1254	50	U
11096-82-5	Aroclor-1260	50	U
37324-23-5	Aroclor-1262	50	U
11100-14-4	Aroclor-1268	50	U

**PRELIMINARY**

SOM01.2 (6/2007)

1H - FORM I ARO  
 AROCLOR ORGANICS ANALYSIS DATA SHEET

EPA SAMPLE NO.

E3NY2

Lab Name: MITKEM LABORATORIES Contract: EP-W-05-030  
 Lab Code: MITKEM Case No.: 38947 Mod. Ref No.:                      SDG No.: E3NW2  
 Matrix: (SOIL/SED/WATER) SOIL Lab Sample ID: H1699-10A  
 Sample wt/vol: 30.2 (g/mL) G Lab File ID: E3G6252F.D/E3G6252R.D  
 % Moisture: 42 Decanted: (Y/N) N Date Received: 09/03/2009  
 Extraction: (Type) SONC Date Extracted: 09/03/2009  
 Concentrated Extract Volume: 10000 (uL) Date Analyzed: 09/04/2009  
 Injection Volume: 1.0 (uL) GPC Factor: 1.00 Dilution Factor: 1.0  
 GPC Cleanup: (Y/N) N pH: 7.4 Sulfur Cleanup: (Y/N) Y  
 Acid Cleanup: (Y/N) Y

CAS NO.	COMPOUND	CONCENTRATION UNITS: UG/KG	
		(ug/L or ug/Kg)	Q
12674-11-2	Aroclor-1016	57	U
11104-28-2	Aroclor-1221	57	U
11141-16-5	Aroclor-1232	57	U
53469-21-9	Aroclor-1242	57	U
12672-29-6	Aroclor-1248	1000	E
11097-69-1	Aroclor-1254	1000	E
11096-82-5	Aroclor-1260	57	U
37324-23-5	Aroclor-1262	57	U
11100-14-4	Aroclor-1268	57	U

**PRELIMINARY**

1H - FORM I ARO  
 AROCLOR ORGANICS ANALYSIS DATA SHEET

EPA SAMPLE NO.

E3NY2DL

Lab Name: MITKEM LABORATORIES Contract: EP-W-05-030  
 Lab Code: MITKEM Case No.: 38947 Mod. Ref No.: SDG No.: E3NW2  
 Matrix: (SOIL/SED/WATER) SOIL Lab Sample ID: H1699-10ADL  
 Sample wt/vol: 30.2 (g/mL) G Lab File ID: E3G6363F.D/E3G6363R.D  
 % Moisture: 42 Decanted: (Y/N) N Date Received: 09/03/2009  
 Extraction: (Type) SONC Date Extracted: 09/03/2009  
 Concentrated Extract Volume: 10000 (uL) Date Analyzed: 09/06/2009  
 Injection Volume: 1.0 (uL) GPC Factor: 1.00 Dilution Factor: 4.0  
 GPC Cleanup: (Y/N) N pH: 7.4 Sulfur Cleanup: (Y/N) Y  
 Acid Cleanup: (Y/N) Y

CAS NO.	COMPOUND	CONCENTRATION UNITS: <u>UG/KG</u>	
		(ug/L or ug/Kg)	<u>Q</u>
12674-11-2	Aroclor-1016	230	U
11104-28-2	Aroclor-1221	230	U
11141-16-5	Aroclor-1232	230	U
53469-21-9	Aroclor-1242	230	U
12672-29-6	Aroclor-1248	1200	D
11097-69-1	Aroclor-1254	1300	D
11096-82-5	Aroclor-1260	230	U
37324-23-5	Aroclor-1262	230	U
11100-14-4	Aroclor-1268	230	U

**PRELIMINARY**

SOM01.2 (6/2007)



1H - FORM I ARO  
 AROCLOR ORGANICS ANALYSIS DATA SHEET

EPA SAMPLE NO.

E3NY3

Lab Name: MITKEM LABORATORIES Contract: EP-W-05-030  
 Lab Code: MITKEM Case No.: 38947 Mod. Ref No.:                      SDG No.: E3NW2  
 Matrix: (SOIL/SED/WATER) SOIL Lab Sample ID: H1699-11A  
 Sample wt/vol: 31.1 (g/mL) G Lab File ID: E3G6253F.D/E3G6253R.D  
 % Moisture: 43 Decanted: (Y/N) N Date Received: 09/03/2009  
 Extraction: (Type) SONC Date Extracted: 09/03/2009  
 Concentrated Extract Volume: 10000 (uL) Date Analyzed: 09/05/2009  
 Injection Volume: 1.0 (uL) GPC Factor: 1.00 Dilution Factor: 1.0  
 GPC Cleanup: (Y/N) N pH: 7.4 Sulfur Cleanup: (Y/N) Y  
 Acid Cleanup: (Y/N) Y

CAS NO.	COMPOUND	CONCENTRATION UNITS: (ug/L or ug/Kg)	UG/KG	Q
12674-11-2	Aroclor-1016		56	U
11104-28-2	Aroclor-1221		56	U
11141-16-5	Aroclor-1232		56	U
53469-21-9	Aroclor-1242		56	U
12672-29-6	Aroclor-1248		190	P
11097-69-1	Aroclor-1254		250	
11096-82-5	Aroclor-1260		56	U
37324-23-5	Aroclor-1262		56	U
11100-14-4	Aroclor-1268		56	U

**PRELIMINARY**  
 SOM01.2 (6/2007)

1H - FORM I ARO  
 AROCLOR ORGANICS ANALYSIS DATA SHEET

EPA SAMPLE NO.

E3NY4

Lab Name: MITKEM LABORATORIES Contract: EP-W-05-030  
 Lab Code: MITKEM Case No.: 38947 Mod. Ref No.:                      SDG No.: E3NW2  
 Matrix: (SOIL/SED/WATER) SOIL Lab Sample ID: H1699-12A  
 Sample wt/vol: 30.6 (g/mL) G Lab File ID: E3G6254F.D/E3G6254R.D  
 % Moisture: 39 Decanted: (Y/N) N Date Received: 09/03/2009  
 Extraction: (Type) SONC Date Extracted: 09/03/2009  
 Concentrated Extract Volume: 10000 (uL) Date Analyzed: 09/05/2009  
 Injection Volume: 1.0 (uL) GPC Factor: 1.00 Dilution Factor: 1.0  
 GPC Cleanup: (Y/N) N pH: 7.5 Sulfur Cleanup: (Y/N) Y  
 Acid Cleanup: (Y/N) Y

CAS NO.	COMPOUND	CONCENTRATION UNITS:	
		ug/L or ug/Kg	ug/KG
12674-11-2	Aroclor-1016	53	U
11104-28-2	Aroclor-1221	53	U
11141-16-5	Aroclor-1232	53	U
53469-21-9	Aroclor-1242	53	U
12672-29-6	Aroclor-1248	53	U
11097-69-1	Aroclor-1254	870	E
11096-82-5	Aroclor-1260	53	U
37324-23-5	Aroclor-1262	53	U
11100-14-4	Aroclor-1268	53	U

**PRELIMINARY**

1H - FORM I ARO  
 AROCLOR ORGANICS ANALYSIS DATA SHEET

EPA SAMPLE NO.

E3NY4DL

Lab Name: MITKEM LABORATORIES Contract: EP-W-05-030  
 Lab Code: MITKEM Case No.: 38947 Mod. Ref No.:                      SDG No.: E3NW2  
 Matrix: (SOIL/SED/WATER) SOIL Lab Sample ID: H1699-12ADL  
 Sample wt/vol: 30.6 (g/mL) G Lab File ID: E3G6364F.D/E3G6364R.D  
 % Moisture: 39 Decanted: (Y/N) N Date Received: 09/03/2009  
 Extraction: (Type) SONC Date Extracted: 09/03/2009  
 Concentrated Extract Volume: 10000 (uL) Date Analyzed: 09/06/2009  
 Injection Volume: 1.0 (uL) GPC Factor: 1.00 Dilution Factor: 4.0  
 GPC Cleanup: (Y/N) N pH: 7.5 Sulfur Cleanup: (Y/N) Y  
 Acid Cleanup: (Y/N) Y

CAS NO.	COMPOUND	CONCENTRATION UNITS: UG/KG	
		(ug/L or ug/Kg)	Q
12674-11-2	Aroclor-1016	210	U
11104-28-2	Aroclor-1221	210	U
11141-16-5	Aroclor-1232	210	U
53469-21-9	Aroclor-1242	210	U
12672-29-6	Aroclor-1248	210	U
11097-69-1	Aroclor-1254	1100	D
11096-82-5	Aroclor-1260	210	U
37324-23-5	Aroclor-1262	210	U
11100-14-4	Aroclor-1268	210	U

**PRELIMINARY**

1H - FORM I ARO  
 AROCLOR ORGANICS ANALYSIS DATA SHEET

EPA SAMPLE NO.

E3NY4MS(2)

Lab Name: MITKEM LABORATORIES Contract: EP-W-05-030  
 Lab Code: MITKEM Case No.: 38947 Mod. Ref No.: \_\_\_\_\_ SDG No.: E3NW2  
 Matrix: (SOIL/SED/WATER) SOIL Lab Sample ID: H1699-12AMS  
 Sample wt/vol: 30.4 (g/mL) G Lab File ID: E3G6255R.D  
 % Moisture: 39 Decanted: (Y/N) N Date Received: 09/03/2009  
 Extraction: (Type) SONC Date Extracted: 09/03/2009  
 Concentrated Extract Volume: 10000 (uL) Date Analyzed: 09/05/2009  
 Injection Volume: 1.0 (uL) GPC Factor: 1.00 Dilution Factor: 1.0  
 GPC Cleanup: (Y/N) N pH: 7.5 Sulfur Cleanup: (Y/N) Y  
 Acid Cleanup: (Y/N) Y

CAS NO.	COMPOUND	CONCENTRATION UNITS:	
		(ug/L or ug/Kg)	UG/KG
12674-11-2	Aroclor-1016		250
11104-28-2	Aroclor-1221		53
11141-16-5	Aroclor-1232		53
53469-21-9	Aroclor-1242		53
12672-29-6	Aroclor-1248		53
11097-69-1	Aroclor-1254		390
11096-82-5	Aroclor-1260		330
37324-23-5	Aroclor-1262		53
11100-14-4	Aroclor-1268		53

**PRELIMINARY**

SOM01.2 (6/2007)

1H - FORM I ARO  
 AROCLOR ORGANICS ANALYSIS DATA SHEET

EPA SAMPLE NO.

E3NY4MS(1)

Lab Name: MITKEM LABORATORIES Contract: EP-W-05-030  
 Lab Code: MITKEM Case No.: 38947 Mod. Ref No.: \_\_\_\_\_ SDG No.: E3NW2  
 Matrix: (SOIL/SED/WATER) SOIL Lab Sample ID: H1699-12AMS  
 Sample wt/vol: 30.4 (g/mL) G Lab File ID: E3G6255F.D  
 % Moisture: 39 Decanted: (Y/N) N Date Received: 09/03/2009  
 Extraction: (Type) SONC Date Extracted: 09/03/2009  
 Concentrated Extract Volume: 10000 (uL) Date Analyzed: 09/05/2009  
 Injection Volume: 1.0 (uL) GPC Factor: 1.00 Dilution Factor: 1.0  
 GPC Cleanup: (Y/N) N pH: 7.5 Sulfur Cleanup: (Y/N) Y  
 Acid Cleanup: (Y/N) Y

CAS NO.	COMPOUND	CONCENTRATION UNITS:	
		(ug/L or ug/Kg)	UG/KG
12674-11-2	Aroclor-1016		250
11104-28-2	Aroclor-1221		53
11141-16-5	Aroclor-1232		53
53469-21-9	Aroclor-1242		53
12672-29-6	Aroclor-1248		53
11097-69-1	Aroclor-1254		460
11096-82-5	Aroclor-1260		280
37324-23-5	Aroclor-1262		53
11100-14-4	Aroclor-1268		53

**PRELIMINARY**

SOM01.2 (6/2007)

1H - FORM I ARO  
 AROCLOR ORGANICS ANALYSIS DATA SHEET

EPA SAMPLE NO.

E3NY4MSD(2)

Lab Name: MITKEM LABORATORIES Contract: EP-W-05-030  
 Lab Code: MITKEM Case No.: 38947 Mod. Ref No.: SDG No.: E3NW2  
 Matrix: (SOIL/SED/WATER) SOIL Lab Sample ID: H1699-12AMSD  
 Sample wt/vol: 30.7 (g/mL) G Lab File ID: E3G6256R.D  
 % Moisture: 39 Decanted: (Y/N) N Date Received: 09/03/2009  
 Extraction: (Type) SONC Date Extracted: 09/03/2009  
 Concentrated Extract Volume: 10000 (uL) Date Analyzed: 09/05/2009  
 Injection Volume: 1.0 (uL) GPC Factor: 1.00 Dilution Factor: 1.0  
 GPC Cleanup: (Y/N) N pH: 7.5 Sulfur Cleanup: (Y/N) Y  
 Acid Cleanup: (Y/N) Y

CAS NO.	COMPOUND	CONCENTRATION UNITS:	
		ug/L or ug/Kg	ug/KG
12674-11-2	Aroclor-1016	280	Q
11104-28-2	Aroclor-1221	53	U
11141-16-5	Aroclor-1232	53	U
53469-21-9	Aroclor-1242	53	U
12672-29-6	Aroclor-1248	53	U
11097-69-1	Aroclor-1254	360	
11096-82-5	Aroclor-1260	310	
37324-23-5	Aroclor-1262	53	U
11100-14-4	Aroclor-1268	53	U

**PRELIMINARY**

SOM01.2 (6/2007)

1H - FORM I ARO  
 AROCLOR ORGANICS ANALYSIS DATA SHEET

EPA SAMPLE NO.

E3NY4MSD(1)

Lab Name: MITKEM LABORATORIES Contract: EP-W-05-030  
 Lab Code: MITKEM Case No.: 38947 Mod. Ref No.:                      SDG No.: E3NW2  
 Matrix: (SOIL/SED/WATER) SOIL Lab Sample ID: H1699-12AMSD  
 Sample wt/vol: 30.7 (g/mL) G Lab File ID: E3G6256F.D  
 % Moisture: 39 Decanted: (Y/N) N Date Received: 09/03/2009  
 Extraction: (Type) SONC Date Extracted: 09/03/2009  
 Concentrated Extract Volume: 10000 (uL) Date Analyzed: 09/05/2009  
 Injection Volume: 1.0 (uL) GPC Factor: 1.00 Dilution Factor: 1.0  
 GPC Cleanup: (Y/N) N pH: 7.5 Sulfur Cleanup: (Y/N) Y  
 Acid Cleanup: (Y/N) Y

CAS NO.	COMPOUND	CONCENTRATION UNITS:	
		(ug/L or ug/Kg)	UG/KG
12674-11-2	Aroclor-1016		260
11104-28-2	Aroclor-1221		53
11141-16-5	Aroclor-1232		53
53469-21-9	Aroclor-1242		53
12672-29-6	Aroclor-1248		53
11097-69-1	Aroclor-1254		430
11096-82-5	Aroclor-1260		280
37324-23-5	Aroclor-1262		53
11100-14-4	Aroclor-1268		53

**PRELIMINARY**

1H - FORM I ARO  
 AROCLOR ORGANICS ANALYSIS DATA SHEET

EPA SAMPLE NO.

E3NY5

Lab Name: MITKEM LABORATORIES Contract: EP-W-05-030  
 Lab Code: MITKEM Case No.: 38947 Mod. Ref No.: \_\_\_\_\_ SDG No.: E3NW2  
 Matrix: (SOIL/SED/WATER) SOIL Lab Sample ID: H1699-13A  
 Sample wt/vol: 30.2 (g/mL) G Lab File ID: E3G6257F.D/E3G6257R.D  
 % Moisture: 43 Decanted: (Y/N) N Date Received: 09/03/2009  
 Extraction: (Type) SONC Date Extracted: 09/03/2009  
 Concentrated Extract Volume: 10000 (uL) Date Analyzed: 09/05/2009  
 Injection Volume: 1.0 (uL) GPC Factor: 1.00 Dilution Factor: 1.0  
 GPC Cleanup: (Y/N) N pH: 7.5 Sulfur Cleanup: (Y/N) Y  
 Acid Cleanup: (Y/N) Y

CAS NO.	COMPOUND	CONCENTRATION UNITS:	
		(ug/L or ug/Kg)	UG/KG
12674-11-2	Aroclor-1016	58	U
11104-28-2	Aroclor-1221	58	U
11141-16-5	Aroclor-1232	58	U
53469-21-9	Aroclor-1242	58	U
12672-29-6	Aroclor-1248	58	U
11097-69-1	Aroclor-1254	110	
11096-82-5	Aroclor-1260	58	U
37324-23-5	Aroclor-1262	58	U
11100-14-4	Aroclor-1268	58	U

PRELIMINARY



1H - FORM I ARO  
 AROCLOR ORGANICS ANALYSIS DATA SHEET

EPA SAMPLE NO.

E3NY6

Lab Name: MITKEM LABORATORIES Contract: EP-W-05-030  
 Lab Code: MITKEM Case No.: 38947 Mod. Ref No.: \_\_\_\_\_ SDG No.: E3NW2  
 Matrix: (SOIL/SED/WATER) SOIL Lab Sample ID: H1699-14A  
 Sample wt/vol: 30.3 (g/mL) G Lab File ID: E3G6258F.D/E3G6258R.D  
 % Moisture: 44 Decanted: (Y/N) N Date Received: 09/03/2009  
 Extraction: (Type) SONC Date Extracted: 09/03/2009  
 Concentrated Extract Volume: 10000 (uL) Date Analyzed: 09/05/2009  
 Injection Volume: 1.0 (uL) GPC Factor: 1.00 Dilution Factor: 1.0  
 GPC Cleanup: (Y/N) N pH: 7.5 Sulfur Cleanup: (Y/N) Y  
 Acid Cleanup: (Y/N) Y

CAS NO.	COMPOUND	CONCENTRATION UNITS: (ug/L or ug/Kg)	UG/KG	Q
12674-11-2	Aroclor-1016		58	U
11104-28-2	Aroclor-1221		58	U
11141-16-5	Aroclor-1232		58	U
53469-21-9	Aroclor-1242		58	U
12672-29-6	Aroclor-1248		58	U
11097-69-1	Aroclor-1254		260	
11096-82-5	Aroclor-1260		58	U
37324-23-5	Aroclor-1262		58	U
11100-14-4	Aroclor-1268		58	U

**PRELIMINARY**

SOM01.2 (6/2007)

1H - FORM I ARO  
 AROCLOR ORGANICS ANALYSIS DATA SHEET

EPA SAMPLE NO.

E3NY7

Lab Name: MITKEM LABORATORIES Contract: EP-W-05-030  
 Lab Code: MITKEM Case No.: 38947 Mod. Ref No.: \_\_\_\_\_ SDG No.: E3NW2  
 Matrix: (SOIL/SED/WATER) SOIL Lab Sample ID: H1699-15A  
 Sample wt/vol: 30.7 (g/mL) G Lab File ID: E3G6259F.D/E3G6259R.D  
 % Moisture: 39 Decanted: (Y/N) N Date Received: 09/03/2009  
 Extraction: (Type) SONC Date Extracted: 09/03/2009  
 Concentrated Extract Volume: 10000 (uL) Date Analyzed: 09/05/2009  
 Injection Volume: 1.0 (uL) GPC Factor: 1.00 Dilution Factor: 1.0  
 GPC Cleanup: (Y/N) N pH: 7.6 Sulfur Cleanup: (Y/N) Y  
 Acid Cleanup: (Y/N) Y

CAS NO.	COMPOUND	CONCENTRATION UNITS:	
		(ug/L or ug/Kg)	UG/KG
12674-11-2	Aroclor-1016	53	U
11104-28-2	Aroclor-1221	53	U
11141-16-5	Aroclor-1232	53	U
53469-21-9	Aroclor-1242	53	U
12672-29-6	Aroclor-1248	53	U
11097-69-1	Aroclor-1254	53	U
11096-82-5	Aroclor-1260	53	U
37324-23-5	Aroclor-1262	53	U
11100-14-4	Aroclor-1268	53	U

**PRELIMINARY**  
 SOM01.2 (6/2007)

1H - FORM I ARO  
 AROCLOR ORGANICS ANALYSIS DATA SHEET

EPA SAMPLE NO.

E3NY8

Lab Name: MITKEM LABORATORIES Contract: EP-W-05-030  
 Lab Code: MITKEM Case No.: 38947 Mod. Ref No.: SDG No.: E3NW2  
 Matrix: (SOIL/SED/WATER) SOIL Lab Sample ID: H1699-16A  
 Sample wt/vol: 30.9 (g/mL) G Lab File ID: E3G6260F.D/E3G6260R.D  
 % Moisture: 47 Decanted: (Y/N) N Date Received: 09/03/2009  
 Extraction: (Type) SONC Date Extracted: 09/03/2009  
 Concentrated Extract Volume: 10000 (uL) Date Analyzed: 09/05/2009  
 Injection Volume: 1.0 (uL) GPC Factor: 1.00 Dilution Factor: 1.0  
 GPC Cleanup: (Y/N) N pH: 8.0 Sulfur Cleanup: (Y/N) Y  
 Acid Cleanup: (Y/N) Y

CAS NO.	COMPOUND	CONCENTRATION UNITS:	
		UG/KG	Q
12674-11-2	Aroclor-1016	60	U
11104-28-2	Aroclor-1221	60	U
11141-16-5	Aroclor-1232	60	U
53469-21-9	Aroclor-1242	60	U
12672-29-6	Aroclor-1248	60	U
11097-69-1	Aroclor-1254	60	U
11096-82-5	Aroclor-1260	60	U
37324-23-5	Aroclor-1262	60	U
11100-14-4	Aroclor-1268	60	U

**PRELIMINARY**

SOM01.2 (6/2007)

1H - FORM I ARO  
 AROCLOR ORGANICS ANALYSIS DATA SHEET

EPA SAMPLE NO.

E3NZ5

Lab Name: MITKEM LABORATORIES Contract: EP-W-05-030  
 Lab Code: MITKEM Case No.: 38947 Mod. Ref No.: \_\_\_\_\_ SDG No.: E3NW2  
 Matrix: (SOIL/SED/WATER) SOIL Lab Sample ID: H1699-17A  
 Sample wt/vol: 30.3 (g/mL) G Lab File ID: E3G6261F.D/E3G6261R.D  
 % Moisture: 38 Decanted: (Y/N) N Date Received: 09/03/2009  
 Extraction: (Type) SONC Date Extracted: 09/03/2009  
 Concentrated Extract Volume: 10000 (uL) Date Analyzed: 09/05/2009  
 Injection Volume: 1.0 (uL) GPC Factor: 1.00 Dilution Factor: 1.0  
 GPC Cleanup: (Y/N) N pH: 7.3 Sulfur Cleanup: (Y/N) Y  
 Acid Cleanup: (Y/N) Y

CAS NO.	COMPOUND	CONCENTRATION UNITS: UG/KG	
		(ug/L or ug/Kg)	Q
12674-11-2	Aroclor-1016	53	U
11104-28-2	Aroclor-1221	53	U
11141-16-5	Aroclor-1232	53	U
53469-21-9	Aroclor-1242	53	U
12672-29-6	Aroclor-1248	4900	E
11097-69-1	Aroclor-1254	2900	E
11096-82-5	Aroclor-1260	53	U
37324-23-5	Aroclor-1262	53	U
11100-14-4	Aroclor-1268	53	U

**PRELIMINARY**  
 SOM01.2 (6/2007)

1H - FORM I ARO  
 AROCLOR ORGANICS ANALYSIS DATA SHEET

EPA SAMPLE NO.

E3NZ5DL

Lab Name: MITKEM LABORATORIES Contract: EP-W-05-030  
 Lab Code: MITKEM Case No.: 38947 Mod. Ref No.:                      SDG No.: E3NW2  
 Matrix: (SOIL/SED/WATER) SOIL Lab Sample ID: H1699-17ADL  
 Sample wt/vol: 30.3 (g/mL) G Lab File ID: E3G6365F.D/E3G6365R.D  
 % Moisture: 38 Decanted: (Y/N) N Date Received: 09/03/2009  
 Extraction: (Type) SONC Date Extracted: 09/03/2009  
 Concentrated Extract Volume: 10000 (uL) Date Analyzed: 09/06/2009  
 Injection Volume: 1.0 (uL) GPC Factor: 1.00 Dilution Factor: 10.0  
 GPC Cleanup: (Y/N) N pH: 7.3 Sulfur Cleanup: (Y/N) Y  
 Acid Cleanup: (Y/N) Y

CAS NO.	COMPOUND	CONCENTRATION UNITS: UG/KG	
		(ug/L or ug/Kg)	Q
12674-11-2	Aroclor-1016	530	U
11104-28-2	Aroclor-1221	530	U
11141-16-5	Aroclor-1232	530	U
53469-21-9	Aroclor-1242	530	U
12672-29-6	Aroclor-1248	6100	D
11097-69-1	Aroclor-1254	3600	D
11096-82-5	Aroclor-1260	530	U
37324-23-5	Aroclor-1262	530	U
11100-14-4	Aroclor-1268	530	U

**PRELIMINARY**

SOM01.2 (6/2007)

1H - FORM I ARO  
 AROCLOR ORGANICS ANALYSIS DATA SHEET

EPA SAMPLE NO.

E3NZ6

Lab Name: MITKEM LABORATORIES Contract: EP-W-05-030  
 Lab Code: MITKEM Case No.: 38947 Mod. Ref No.: SDG No.: E3NW2  
 Matrix: (SOIL/SED/WATER) SOIL Lab Sample ID: H1699-18A  
 Sample wt/vol: 30.6 (g/mL) G Lab File ID: E3G6367F.D/E3G6367R.D  
 % Moisture: 41 Decanted: (Y/N) N Date Received: 09/03/2009  
 Extraction: (Type) SONC Date Extracted: 09/03/2009  
 Concentrated Extract Volume: 10000 (uL) Date Analyzed: 09/06/2009  
 Injection Volume: 1.0 (uL) GPC Factor: 1.00 Dilution Factor: 2.0  
 GPC Cleanup: (Y/N) N pH: 7.2 Sulfur Cleanup: (Y/N) Y  
 Acid Cleanup: (Y/N) Y

CAS NO.	COMPOUND	CONCENTRATION UNITS: UG/KG	
		(ug/L or ug/Kg)	Q
12674-11-2	Aroclor-1016	110	U
11104-28-2	Aroclor-1221	110	U
11141-16-5	Aroclor-1232	110	U
53469-21-9	Aroclor-1242	110	U
12672-29-6	Aroclor-1248	5800	EC
11097-69-1	Aroclor-1254	3900	E
11096-82-5	Aroclor-1260	110	U
37324-23-5	Aroclor-1262	110	U
11100-14-4	Aroclor-1268	110	U

**PRELIMINARY**

SOM01.2 (6/2007)

1H - FORM I ARO  
 AROCLOR ORGANICS ANALYSIS DATA SHEET

EPA SAMPLE NO.

E3NZ6DL

Lab Name: MITKEM LABORATORIES Contract: EP-W-05-030  
 Lab Code: MITKEM Case No.: 38947 Mod. Ref No.: \_\_\_\_\_ SDG No.: E3NW2  
 Matrix: (SOIL/SED/WATER) SOIL Lab Sample ID: H1699-18ADL  
 Sample wt/vol: 30.6 (g/mL) G Lab File ID: E3G6366F.D/E3G6366R.D  
 % Moisture: 41 Decanted: (Y/N) N Date Received: 09/03/2009  
 Extraction: (Type) SONC Date Extracted: 09/03/2009  
 Concentrated Extract Volume: 10000 (uL) Date Analyzed: 09/06/2009  
 Injection Volume: 1.0 (uL) GPC Factor: 1.00 Dilution Factor: 20.0  
 GPC Cleanup: (Y/N) N pH: 7.2 Sulfur Cleanup: (Y/N) Y  
 Acid Cleanup: (Y/N) Y

CAS NO.	COMPOUND	CONCENTRATION UNITS: UG/KG	
		(ug/L or ug/Kg)	Q
12674-11-2	Aroclor-1016	1100	U
11104-28-2	Aroclor-1221	1100	U
11141-16-5	Aroclor-1232	1100	U
53469-21-9	Aroclor-1242	1100	U
12672-29-6	Aroclor-1248	7300	DC
11097-69-1	Aroclor-1254	4900	D
11096-82-5	Aroclor-1260	1100	U
37324-23-5	Aroclor-1262	1100	U
11100-14-4	Aroclor-1268	1100	U

**PRELIMINARY**

SOM01.2 (6/2007)

1H - FORM I ARO  
 AROCLOR ORGANICS ANALYSIS DATA SHEET

EPA SAMPLE NO.

E3NZ7

Lab Name: MITKEM LABORATORIES Contract: EP-W-05-030  
 Lab Code: MITKEM Case No.: 38947 Mod. Ref No.: \_\_\_\_\_ SDG No.: E3NW2  
 Matrix: (SOIL/SED/WATER) SOIL Lab Sample ID: H1699-19A  
 Sample wt/vol: 31.5 (g/mL) G Lab File ID: E3G6263F.D/E3G6263R.D  
 % Moisture: 37 Decanted: (Y/N) N Date Received: 09/03/2009  
 Extraction: (Type) SONC Date Extracted: 09/03/2009  
 Concentrated Extract Volume: 10000 (uL) Date Analyzed: 09/05/2009  
 Injection Volume: 1.0 (uL) GPC Factor: 1.00 Dilution Factor: 1.0  
 GPC Cleanup: (Y/N) N pH: 7.6 Sulfur Cleanup: (Y/N) Y  
 Acid Cleanup: (Y/N) Y

CAS NO.	COMPOUND	CONCENTRATION UNITS: UG/KG	
		(ug/L or ug/Kg)	Q
12674-11-2	Aroclor-1016	50	U
11104-28-2	Aroclor-1221	50	U
11141-16-5	Aroclor-1232	50	U
53469-21-9	Aroclor-1242	50	U
12672-29-6	Aroclor-1248	400	
11097-69-1	Aroclor-1254	410	
11096-82-5	Aroclor-1260	50	U
37324-23-5	Aroclor-1262	50	U
11100-14-4	Aroclor-1268	50	U

**PRELIMINARY**

SOM01.2 (6/2007)



1H - FORM I ARO  
 AROCLOR ORGANICS ANALYSIS DATA SHEET

EPA SAMPLE NO.

E3NZ8

Lab Name: MITKEM LABORATORIES Contract: EP-W-05-030  
 Lab Code: MITKEM Case No.: 38947 Mod. Ref No.: \_\_\_\_\_ SDG No.: E3NW2  
 Matrix: (SOIL/SED/WATER) SOIL Lab Sample ID: H1699-20A  
 Sample wt/vol: 30.7 (g/mL) G Lab File ID: E3G6264F.D/E3G6264R.D  
 % Moisture: 36 Decanted: (Y/N) N Date Received: 09/03/2009  
 Extraction: (Type) SONC Date Extracted: 09/03/2009  
 Concentrated Extract Volume: 10000 (uL) Date Analyzed: 09/05/2009  
 Injection Volume: 1.0 (uL) GPC Factor: 1.00 Dilution Factor: 1.0  
 GPC Cleanup: (Y/N) N pH: 7.8 Sulfur Cleanup: (Y/N) Y  
 Acid Cleanup: (Y/N) Y

CAS NO.	COMPOUND	CONCENTRATION UNITS:	
		ug/L or ug/Kg	UG/KG
12674-11-2	Aroclor-1016	50	U
11104-28-2	Aroclor-1221	50	U
11141-16-5	Aroclor-1232	50	U
53469-21-9	Aroclor-1242	50	U
12672-29-6	Aroclor-1248	50	U
11097-69-1	Aroclor-1254	50	U
11096-82-5	Aroclor-1260	50	U
37324-23-5	Aroclor-1262	50	U
11100-14-4	Aroclor-1268	50	U

**PRELIMINARY**

SOM01.2 (6/2007)

10C - FORM X ARO  
IDENTIFICATION SUMMARY  
FOR MULTICOMPONENT ANALYTES

EPA SAMPLE NO.

E3NW3

Lab Name: MITKEM LABORATORIES Contract: EP-W-05-030  
 Lab Code: MITKEM Case No.: 38947 Mod. Ref No.: SDG No.: E3NW2  
 Lab Sample ID: H1699-02A Date(s) Analyzed: 09/04/2009 09/04/2009  
 Instrument ID (1): E3 Instrument ID (2): E3  
 GC Column(1): CLPPest ID: 0.53 (mm) GC Column(2): CLPPestII ID: 0.53 (MM)

ANALYTE	PEAK	RT	RT WINDOW		CONCENTRATION		%D
			FROM	TO	PEAK	MEAN	
Aroclor-1242	1	4.393	4.324	4.464	850.3023	848.582103	
	2	4.508	4.439	4.579	625.3368		
COLUMN 1	3	4.858	4.791	4.931	1070.1072		
	4						
	5						
COLUMN 2	1	4.940	4.871	5.011	813.6906		
	2	5.074	5.005	5.145	610.8245		
	3	5.542	5.474	5.614	1055.9202		
	4						
	5						
						826.811777	2.6
Aroclor-1248	1	4.678	4.608	4.748	632.9626	664.285052	
	2	5.272	5.203	5.343	666.4658		
COLUMN 1	3	5.463	5.395	5.535	693.4267		
	4						
	5						
COLUMN 2	1	5.675	5.607	5.747	668.7806		
	2	6.002	5.933	6.073	672.6176		
	3	6.267	6.200	6.340	668.0093		
	4						
	5						
						669.802486	0.8
Aroclor-1254	1	5.862	5.795	5.935	268.8832	255.231385	
	2	6.162	6.096	6.236	284.2827		
COLUMN 1	3	6.688	6.619	6.759	212.5282		
	4						
	5						
COLUMN 2	1	6.208	6.135	6.275	277.5208		
	2	6.758	6.689	6.829	272.1047		
	3	7.035	6.967	7.107	291.7037		
	4						
	5						
						280.443094	9.9

At least 3 peaks for each column are required for identification of multicomponent analytes

**PRELIMINARY**

SOM01.2 (6/2007)

10C - FORM X ARO  
IDENTIFICATION SUMMARY  
FOR MULTICOMPONENT ANALYTES

EPA SAMPLE NO.

E3NW3DL

Lab Name: MITKEM LABORATORIES Contract: EP-W-05-030  
 Lab Code: MITKEM Case No.: 38947 Mod. Ref No.: SDG No.: E3NW2  
 Lab Sample ID: H1699-02ADL Date(s) Analyzed: 09/06/2009 09/06/2009  
 Instrument ID (1): E3 Instrument ID (2): E3  
 GC Column(1): CLPPest ID: 0.53 (mm) GC Column(2): CLPPestII ID: 0.53 (MM)

ANALYTE	PEAK	RT	RT WINDOW		CONCENTRATION		%D
			FROM	TO	PEAK	MEAN	
Aroclor-1242	1	4.390	4.324	4.464	961.2844	958.223247	
	2	4.506	4.439	4.579	705.5827		
COLUMN 1	3	4.857	4.791	4.931	1207.8027		
	4						
	5						
COLUMN 2	1	4.935	4.871	5.011	926.0463		
	2	5.069	5.005	5.145	685.5082		
	3	5.537	5.474	5.614	1206.3971		
	4						
	5						
Aroclor-1248	1	4.674	4.608	4.748	740.4140	764.606128	
	2	5.269	5.203	5.343	757.4247		
COLUMN 1	3	5.460	5.395	5.535	795.9797		
	4						
	5						
COLUMN 2	1	5.669	5.607	5.747	742.0604		
	2	5.995	5.933	6.073	765.2790		
	3	6.261	6.200	6.340	730.6991		
	4						
	5						
Aroclor-1254	1	5.860	5.795	5.935	308.0802	289.901099	
	2	6.160	6.096	6.236	328.9401		
COLUMN 1	3	6.686	6.619	6.759	232.6830		
	4						
	5						
COLUMN 2	1	6.202	6.135	6.275	310.4882		
	2	6.752	6.689	6.829	299.1578		
	3	7.028	6.967	7.107	324.5777		
	4						
	5						
					311.407907	7.4	

At least 3 peaks for each column are required for identification of multicomponent analytes.

**PRELIMINARY**

SOM01.2 (6/2007)

10C - FORM X ARO  
IDENTIFICATION SUMMARY  
FOR MULTICOMPONENT ANALYTES

EPA SAMPLE NO.

E3NW4

Lab Name: MITKEM LABORATORIES Contract: EP-W-05-030  
 Lab Code: MITKEM Case No.: 38947 Mod. Ref No.: SDG No.: E3NW2  
 Lab Sample ID: H1699-03A Date(s) Analyzed: 09/04/2009 09/04/2009  
 Instrument ID (1): E3 Instrument ID (2): E3  
 GC Column(1): CLPPest ID: 0.53 (mm) GC Column(2): CLPPestII ID: 0.53 (MM)

ANALYTE	PEAK	RT	RT WINDOW		CONCENTRATION		%D
			FROM	TO	PEAK	MEAN	
Aroclor-1242	1	4.395	4.324	4.464	126.6531	126.040370	
	2	4.513	4.439	4.579	93.1306		
COLUMN 1	3	4.862	4.791	4.931	158.3374		
	4						
	5						
COLUMN 2	1	4.942	4.871	5.011	127.0118		
	2	5.077	5.005	5.145	94.2770		
	3	5.545	5.474	5.614	160.0335		
	4						
	5						
Aroclor-1248	1	4.678	4.608	4.748	102.8859	100.919437	
	2	5.273	5.203	5.343	97.0585		
COLUMN 1	3	5.464	5.395	5.535	102.8139		
	4						
	5						
COLUMN 2	1	5.678	5.607	5.747	95.1278		
	2	6.003	5.933	6.073	102.2747		
	3	6.269	6.200	6.340	92.6638		
	4						
	5						
Aroclor-1254	1	5.864	5.795	5.935	40.2193	39.186236	
	2	6.164	6.096	6.236	44.7953		
COLUMN 1	3	6.689	6.619	6.759	32.5441		
	4						
	5						
COLUMN 2	1	6.210	6.135	6.275	43.2377		
	2	6.760	6.689	6.829	39.4018		
	3	7.037	6.967	7.107	43.8233		
	4						
	5						
					42.154277	7.6	

At least 3 peaks for each column are required for identification of multicomponent analytes

**PRELIMINARY**

SOM01.2 (6/2007)

10C - FORM X ARO  
IDENTIFICATION SUMMARY  
FOR MULTICOMPONENT ANALYTES

EPA SAMPLE NO.

E3NX7

Lab Name: MITKEM LABORATORIES Contract: EP-W-05-030  
 Lab Code: MITKEM Case No.: 38947 Mod. Ref No.: \_\_\_\_\_ SDG No.: E3NW2  
 Lab Sample ID: H1699-05A Date(s) Analyzed: 09/04/2009 09/04/2009  
 Instrument ID (1): E3 Instrument ID (2): E3  
 GC Column(1): CLPPest ID: 0.53 (mm) GC Column(2): CLPPestII ID: 0.53 (MM)

ANALYTE	PEAK	RT	RT WINDOW		CONCENTRATION		%D
			FROM	TO	PEAK	MEAN	
Aroclor-1242	1	4.389	4.324	4.464	313.6393	288.342142	
	2	4.508	4.439	4.579	192.5595		
COLUMN 1	3	4.856	4.791	4.931	358.8276		
	4						
	5						
COLUMN 2	1	4.935	4.871	5.011	295.2638		
	2	5.072	5.005	5.145	172.0532		
	3	5.537	5.474	5.614	352.8803		
	4						
	5						
Aroclor-1248	1	4.675	4.608	4.748	223.4779	203.345509	
	2	5.268	5.203	5.343	194.4833		
COLUMN 1	3	5.458	5.395	5.535	192.0753		
	4						
	5						
COLUMN 2	1	5.670	5.607	5.747	210.4437		
	2	5.996	5.933	6.073	199.2456		
	3	6.260	6.200	6.340	190.1338		
	4						
	5						
Aroclor-1254	1	5.858	5.795	5.935	71.3987	68.607449	
	2	6.157	6.096	6.236	82.2225		
COLUMN 1	3	6.683	6.619	6.759	52.2011		
	4						
	5						
COLUMN 2	1	6.213	6.135	6.275	105.2108		
	2	6.753	6.689	6.829	69.5407		
	3	7.029	6.967	7.107	74.8732		
	4						
	5						
					83.208211	21.3	

At least 3 peaks for each column are required for identification of multicomponent analytes

**PRELIMINARY**

10C - FORM X ARO  
IDENTIFICATION SUMMARY  
FOR MULTICOMPONENT ANALYTES

EPA SAMPLE NO.

E3NY2

Lab Name: MITKEM LABORATORIES Contract: EP-W-05-030  
 Lab Code: MITKEM Case No.: 38947 Mod. Ref No.: SDG No.: E3NW2  
 Lab Sample ID: H1699-10A Date(s) Analyzed: 09/04/2009 09/04/2009  
 Instrument ID (1): E3 Instrument ID (2): E3  
 GC Column(1): CLPPest ID: 0.53 (mm) GC Column(2): CLPPestII ID: 0.53 (MM)

ANALYTE	PEAK	RT	RT WINDOW		CONCENTRATION		%D
			FROM	TO	PEAK	MEAN	
Aroclor-1248	1	4.661	4.608	4.748	861.7709	1193.504142	
	2	5.245	5.203	5.343	1039.1378		
COLUMN 1	3	5.452	5.395	5.535	1679.6038		
	4						
	5						
COLUMN 2	1	5.668	5.607	5.747	753.0892		
	2	5.993	5.933	6.073	1218.6972		
	3	6.263	6.200	6.340	1084.4107		
	4						
	5						
Aroclor-1254	1	5.857	5.795	5.935	1095.4150	1136.842382	
	2	6.158	6.096	6.236	1266.8104		
COLUMN 1	3	6.684	6.619	6.759	1048.3018		
	4						
	5						
COLUMN 2	1	6.201	6.135	6.275	972.6171		
	2	6.751	6.689	6.829	1000.1512		
	3	7.029	6.967	7.107	1122.9238		
	4						
	5						
					1031.897387	10.2	

At least 3 peaks for each column are required for identification of multicomponent analytes

10C - FORM X ARO  
 IDENTIFICATION SUMMARY  
 FOR MULTICOMPONENT ANALYTES

EPA SAMPLE NO.

E3NY2DL

Lab Name: MITKEM LABORATORIES Contract: EP-W-05-030  
 Lab Code: MITKEM Case No.: 38947 Mod. Ref No.: SDG No.: E3NW2  
 Lab Sample ID: H1699-10ADL Date(s) Analyzed: 09/06/2009 09/06/2009  
 Instrument ID (1): E3 Instrument ID (2): E3  
 GC Column(1): CLPPest ID: 0.53 (mm) GC Column(2): CLPPestII ID: 0.53 (MM)

ANALYTE	PEAK	RT	RT WINDOW		CONCENTRATION		%D
			FROM	TO	PEAK	MEAN	
Aroclor-1248	1	4.668	4.608	4.748	1058.6440	1394.984494	
	2	5.247	5.203	5.343	1191.1656		
COLUMN 1	3	5.452	5.395	5.535	1935.1439		
	4						
	5						
COLUMN 2	1	5.669	5.607	5.747	885.0680	1215.836640	14.7
	2	5.992	5.933	6.073	1491.1093		
	3	6.263	6.200	6.340	1271.3327		
	4						
	5						
Aroclor-1254	1	5.859	5.795	5.935	1221.7016	1263.081445	
	2	6.159	6.096	6.236	1404.1783		
COLUMN 1	3	6.685	6.619	6.759	1163.3645		
	4						
	5						
COLUMN 2	1	6.200	6.135	6.275	1181.1015	1253.834108	0.7
	2	6.750	6.689	6.829	1197.0236		
	3	7.027	6.967	7.107	1383.3772		
	4						
	5						

At least 3 peaks for each column are required for identification of multicomponent analytes

**PRELIMINARY**

SOM01.2 (6/2007)

10C - FORM X ARO  
 IDENTIFICATION SUMMARY  
 FOR MULTICOMPONENT ANALYTES

EPA SAMPLE NO.

E3NY3

Lab Name: MITKEM LABORATORIES Contract: EP-W-05-030  
 Lab Code: MITKEM Case No.: 38947 Mod. Ref No.: SDG No.: E3NW2  
 Lab Sample ID: H1699-11A Date(s) Analyzed: 09/05/2009 09/05/2009  
 Instrument ID (1): E3 Instrument ID (2): E3  
 GC Column(1): CLPPest ID: 0.53 (mm) GC Column(2): CLPPestII ID: 0.53 (MM)

ANALYTE	PEAK	RT	RT WINDOW		CONCENTRATION		%D
			FROM	TO	PEAK	MEAN	
Aroclor-1248	1	4.662	4.608	4.748	175.9865	236.800137	
	2	5.245	5.203	5.343	184.5813		
COLUMN 1	3	5.450	5.395	5.535	349.8326		
	4						
	5						
COLUMN 2	1	5.668	5.607	5.747	113.9304	185.128336	27.9
	2	5.992	5.933	6.073	240.8640		
	3	6.263	6.200	6.340	200.5906		
	4						
	5						
Aroclor-1254	1	5.856	5.795	5.935	244.9913	254.349434	
	2	6.157	6.096	6.236	283.9048		
COLUMN 1	3	6.682	6.619	6.759	234.1522		
	4						
	5						
COLUMN 2	1	6.210	6.135	6.275	285.3335	250.252454	1.6
	2	6.749	6.689	6.829	221.7772		
	3	7.028	6.967	7.107	243.6467		
	4						
	5						

At least 3 peaks for each column are required for identification of multicomponent analytes

**PRELIMINARY**



10C - FORM X ARO  
 IDENTIFICATION SUMMARY  
 FOR MULTICOMPONENT ANALYTES

EPA SAMPLE NO.

E3NY4

Lab Name: MITKEM LABORATORIES Contract: EP-W-05-030  
 Lab Code: MITKEM Case No.: 38947 Mod. Ref No.: SDG No.: E3NW2  
 Lab Sample ID: H1699-12A Date(s) Analyzed: 09/05/2009 09/05/2009  
 Instrument ID (1): E3 Instrument ID (2): E3  
 GC Column(1): CLPPest ID: 0.53 (mm) GC Column(2): CLPPestII ID: 0.53 (MM)

ANALYTE	PEAK	RT	RT WINDOW		CONCENTRATION		%D
			FROM	TO	PEAK	MEAN	
Aroclor-1254	1	5.858	5.795	5.935	904.5956	976.903431	
	2	6.159	6.096	6.236	1052.0137		
	3	6.685	6.619	6.759	974.1009		
COLUMN 1	4						
	5						
COLUMN 2	1	6.202	6.135	6.275	846.7375	870.890652	12.2
	2	6.751	6.689	6.829	832.3409		
	3	7.030	6.967	7.107	933.5935		
	4						
	5						

At least 3 peaks for each column are required for identification of multicomponent analytes

**PRELIMINARY**

SOM01.2 (6/2007)

10C - FORM X ARO  
 IDENTIFICATION SUMMARY  
 FOR MULTICOMPONENT ANALYTES

EPA SAMPLE NO.

E3NY4DL

Lab Name: MITKEM LABORATORIES Contract: EP-W-05-030  
 Lab Code: MITKEM Case No.: 38947 Mod. Ref No.: SDG No.: E3NW2  
 Lab Sample ID: H1699-12ADL Date(s) Analyzed: 09/06/2009 09/06/2009  
 Instrument ID (1): E3 Instrument ID (2): E3  
 GC Column(1): CLPPest ID: 0.53 (mm) GC Column(2): CLPPestII ID: 0.53 (MM)

ANALYTE	PEAK	RT	RT WINDOW		CONCENTRATION		%D
			FROM	TO	PEAK	MEAN	
Aroclor-1254	1	5.859	5.795	5.935	1057.5568	1139.708827	
	2	6.160	6.096	6.236	1228.6009		
	3	6.685	6.619	6.759	1132.9688		
COLUMN 1	4						
	5						
COLUMN 2	1	6.202	6.135	6.275	1076.4546	1097.618194	3.8
	2	6.751	6.689	6.829	1028.4518		
	3	7.028	6.967	7.107	1187.9481		
	4						
	5						

At least 3 peaks for each column are required for identification of multicomponent analytes

**PRELIMINARY**

10C - FORM X ARO  
IDENTIFICATION SUMMARY  
FOR MULTICOMPONENT ANALYTES

EPA SAMPLE NO.

E3NY4MS

Lab Name: MITKEM LABORATORIES Contract: EP-W-05-030  
 Lab Code: MITKEM Case No.: 38947 Mod. Ref No.: SDG No.: E3NW2  
 Lab Sample ID: H1699-12AMS Date(s) Analyzed: 09/05/2009 09/05/2009  
 Instrument ID (1): E3 Instrument ID (2): E3  
 GC Column(1): CLPPest ID: 0.53 (mm) GC Column(2): CLPPestII ID: 0.53 (MM)

ANALYTE	PEAK	RT	RT WINDOW		CONCENTRATION		%D	
			FROM	TO	PEAK	MEAN		
Aroclor-1016	1	4.388	4.323	4.463	219.7955	253.493465		
	2	4.554	4.489	4.630	237.7628			
	COLUMN 1	3	4.932	4.868	5.008			302.9221
		4						
		5						
COLUMN 2	1	4.934	4.870	5.010	206.9788	248.670614	1.9	
	2	5.171	5.107	5.247	163.4831			
	3	5.254	5.190	5.330	375.5499			
	4							
	5							
Aroclor-1254	1	5.856	5.795	5.935	388.0660	460.901063		
	2	6.157	6.096	6.236	449.6333			
	COLUMN 1	3	6.682	6.619	6.759			545.0039
		4						
		5						
COLUMN 2	1	6.202	6.135	6.275	417.2364	393.924120	17.0	
	2	6.750	6.689	6.829	356.3865			
	3	7.027	6.967	7.107	408.1495			
	4							
	5							
Aroclor-1260	1	6.358	6.292	6.432	374.6702	278.864764		
	2	7.498	7.431	7.571	222.4545			
	COLUMN 1	3	7.862	7.796	7.936			239.4697
		4						
		5						
COLUMN 2	1	7.718	7.651	7.791	493.2341	328.841307	17.9	
	2	8.574	8.510	8.650	263.4811			
	3	9.088	9.023	9.163	229.8087			
	4							
	5							

At least 3 peaks for each column are required for identification of multicomponent analytes

**PRELIMINARY**

10C - FORM X ARO  
IDENTIFICATION SUMMARY  
FOR MULTICOMPONENT ANALYTES

EPA SAMPLE NO.

E3NY4MSD

Lab Name: MITKEM LABORATORIES Contract: EP-W-05-030  
 Lab Code: MITKEM Case No.: 38947 Mod. Ref No.: SDG No.: E3NW2  
 Lab Sample ID: H1699-12AMSD Date(s) Analyzed: 09/05/2009 09/05/2009  
 Instrument ID (1): E3 Instrument ID (2): E3  
 GC Column(1): CLPPest ID: 0.53 (mm) GC Column(2): CLPPestII ID: 0.53 (MM)

ANALYTE	PEAK	RT	RT WINDOW		CONCENTRATION		%D
			FROM	TO	PEAK	MEAN	
Aroclor-1016	1	4.388	4.323	4.463	233.3764	264.580883	
	2	4.554	4.489	4.630	244.1638		
COLUMN 1	3	4.932	4.868	5.008	316.2024		
	4						
	5						
COLUMN 2	1	4.933	4.870	5.010	222.5631		
	2	5.171	5.107	5.247	200.7408		
	3	5.253	5.190	5.330	418.7348		
	4						
	5						
Aroclor-1254	1	5.854	5.795	5.935	352.5935	428.488080	
	2	6.155	6.096	6.236	414.1676		
COLUMN 1	3	6.679	6.619	6.759	518.7031		
	4						
	5						
COLUMN 2	1	6.201	6.135	6.275	381.2613		
	2	6.748	6.689	6.829	327.6201		
	3	7.025	6.967	7.107	374.6233		
	4						
	5						
Aroclor-1260	1	6.357	6.292	6.432	360.5463	276.031331	
	2	7.495	7.431	7.571	226.2098		
COLUMN 1	3	7.860	7.796	7.936	241.3379		
	4						
	5						
COLUMN 2	1	7.715	7.651	7.791	463.4407		
	2	8.572	8.510	8.650	244.6398		
	3	9.086	9.023	9.163	230.4869		
	4						
	5						

At least 3 peaks for each column are required for identification of multicomponent analytes

**PRELIMINARY**

10C - FORM X ARO  
 IDENTIFICATION SUMMARY  
 FOR MULTICOMPONENT ANALYTES

EPA SAMPLE NO.

E3NY5

Lab Name: MITKEM LABORATORIES Contract: EP-W-05-030  
 Lab Code: MITKEM Case No.: 38947 Mod. Ref No.: \_\_\_\_\_ SDG No.: E3NW2  
 Lab Sample ID: H1699-13A Date(s) Analyzed: 09/05/2009 09/05/2009  
 Instrument ID (1): E3 Instrument ID (2): E3  
 GC Column(1): CLPPest ID: 0.53 (mm) GC Column(2): CLPPestII ID: 0.53 (MM)

ANALYTE	PEAK	RT	RT WINDOW		CONCENTRATION		%D
			FROM	TO	PEAK	MEAN	
Aroclor-1254	1	5.860	5.795	5.935	106.5178	113.462290	
	2	6.161	6.096	6.236	136.5854		
COLUMN 1	3	6.687	6.619	6.759	97.2836		
	4						
	5						
COLUMN 2	1	6.220	6.135	6.275	233.4923	141.694620	24.9
	2	6.753	6.689	6.829	93.8337		
	3	7.032	6.967	7.107	97.7578		
	4						
	5						

At least 3 peaks for each column are required for identification of multicomponent analytes

**PRELIMINARY**

10C - FORM X ARO  
IDENTIFICATION SUMMARY  
FOR MULTICOMPONENT ANALYTES

EPA SAMPLE NO.

E3NY6

Lab Name: MITKEM LABORATORIES Contract: EP-W-05-030  
 Lab Code: MITKEM Case No.: 38947 Mod. Ref No.: SDG No.: E3NW2  
 Lab Sample ID: H1699-14A Date(s) Analyzed: 09/05/2009 09/05/2009  
 Instrument ID (1): E3 Instrument ID (2): E3  
 GC Column(1): CLPPest ID: 0.53 (mm) GC Column(2): CLPPestII ID: 0.53 (MM)

ANALYTE	PEAK	RT	RT WINDOW		CONCENTRATION		%D
			FROM	TO	PEAK	MEAN	
Aroclor-1254	1	5.857	5.795	5.935	248.3126	266.851362	
	2	6.157	6.096	6.236	299.9044		
COLUMN 1	3	6.683	6.619	6.759	252.3371		
	4						
	5						
COLUMN 2	1	6.207	6.135	6.275	283.4395	257.009252	3.8
	2	6.750	6.689	6.829	227.0608		
	3	7.028	6.967	7.107	260.5275		
	4						
	5						

At least 3 peaks for each column are required for identification of multicomponent analytes

**PRELIMINARY**

10C - FORM X ARO  
IDENTIFICATION SUMMARY  
FOR MULTICOMPONENT ANALYTES

EPA SAMPLE NO.

E3NZ5

Lab Name: MITKEM LABORATORIES Contract: EP-W-05-030  
 Lab Code: MITKEM 'Case No.: 38947 Mod. Ref No.: SDG No.: E3NW2  
 Lab Sample ID: H1699-17A Date(s) Analyzed: 09/05/2009 09/05/2009  
 Instrument ID (1): E3 Instrument ID (2): E3  
 GC Column(1): CLPPest ID: 0.53 (mm) GC Column(2): CLPPestII ID: 0.53 (MM)

ANALYTE	PEAK	RT	RT WINDOW		CONCENTRATION		%D
			FROM	TO	PEAK	MEAN	
Aroclor-1248	1	4.671	4.608	4.748	3807.0828	5058.783375	
	2	5.268	5.203	5.343	5271.6767		
COLUMN 1	3	5.457	5.395	5.535	6097.5906		
	4						
	5						
COLUMN 2	1	5.667	5.607	5.747	4286.7445		
	2	5.995	5.933	6.073	5221.0199		
	3	6.259	6.200	6.340	5204.6278		
	4						
	5						
Aroclor-1254	1	5.857	5.795	5.935	3157.2722	3047.350699	
	2	6.159	6.096	6.236	3478.8200		
COLUMN 1	3	6.699	6.619	6.759	2505.9599		
	4						
	5						
COLUMN 2	1	6.202	6.135	6.275	2890.6900		
	2	6.751	6.689	6.829	2802.2953		
	3	7.030	6.967	7.107	3054.7478		
	4						
	5						
					2915.911021	4.5	

At least 3 peaks for each column are required for identification of multicomponent analytes

**PRELIMINARY**

10C - FORM X ARO  
 IDENTIFICATION SUMMARY  
 FOR MULTICOMPONENT ANALYTES

EPA SAMPLE NO.

E3NZ5DL

Lab Name: MITKEM LABORATORIES Contract: EP-W-05-030  
 Lab Code: MITKEM Case No.: 38947 Mod. Ref No.: SDG No.: E3NW2  
 Lab Sample ID: H1699-17ADL Date(s) Analyzed: 09/06/2009 09/06/2009  
 Instrument ID (1): E3 Instrument ID (2): E3  
 GC Column(1): CLPPest ID: 0.53 (mm) GC Column(2): CLPPestII ID: 0.53 (MM)

ANALYTE	PEAK	RT	RT WINDOW		CONCENTRATION		%D
			FROM	TO	PEAK	MEAN	
Aroclor-1248	1	4.672	4.608	4.748	5307.5727	6466.386859	
	2	5.268	5.203	5.343	6517.7169		
COLUMN 1	3	5.456	5.395	5.535	7573.8710		
	4						
	5						
COLUMN 2	1	5.668	5.607	5.747	5384.9467		
	2	5.992	5.933	6.073	6695.3597		
	3	6.259	6.200	6.340	6237.7792		
	4						
	5						
Aroclor-1254	1	5.857	5.795	5.935	3811.3445	3616.404054	
	2	6.158	6.096	6.236	4121.4482		
COLUMN 1	3	6.690	6.619	6.759	2916.4195		
	4						
	5						
COLUMN 2	1	6.198	6.135	6.275	3603.2687		
	2	6.749	6.689	6.829	3513.8945		
	3	7.027	6.967	7.107	3936.2899		
	4						
	5						
					3684.484373	1.9	

At least 3 peaks for each column are required for identification of multicomponent analytes

**PRELIMINARY**



10C - FORM X ARO  
 IDENTIFICATION SUMMARY  
 FOR MULTICOMPONENT ANALYTES

EPA SAMPLE NO.

E3NZ6

Lab Name: MITKEM LABORATORIES Contract: EP-W-05-030  
 Lab Code: MITKEM Case No.: 38947 Mod. Ref No.: SDG No.: E3NW2  
 Lab Sample ID: H1699-18A Date(s) Analyzed: 09/06/2009 09/06/2009  
 Instrument ID (1): E3 Instrument ID (2): E3  
 GC Column(1): CLPPest ID: 0.53 (mm) GC Column(2): CLPPestII ID: 0.53 (MM)

ANALYTE	PEAK	RT	RT WINDOW		CONCENTRATION		%D
			FROM	TO	PEAK	MEAN	
Aroclor-1248	1	4.674	4.608	4.748	5038.0298	6183.287429	
	2	5.270	5.203	5.343	6009.1644		
COLUMN 1	3	5.458	5.395	5.535	7502.6681		
	4						
	5						
COLUMN 2	1	5.669	5.607	5.747	5094.7477	5753.606167	7.5
	2	5.995	5.933	6.073	6272.8498		
	3	6.262	6.200	6.340	5893.2210		
	4						
	5						
Aroclor-1254	1	5.861	5.795	5.935	4283.4154	4068.710330	
	2	6.162	6.096	6.236	4581.5326		
COLUMN 1	3	6.688	6.619	6.759	3341.1830		
	4						
	5						
COLUMN 2	1	6.201	6.135	6.275	3507.3154	3916.927045	3.9
	2	6.752	6.689	6.829	4004.6499		
	3	7.030	6.967	7.107	4238.8159		
	4						
	5						

At least 3 peaks for each column are required for identification of multicomponent analytes

**PRELIMINARY**

10C - FORM X ARO  
 IDENTIFICATION SUMMARY  
 FOR MULTICOMPONENT ANALYTES

EPA SAMPLE NO.

E3NZ6DL

Lab Name: MITKEM LABORATORIES Contract: EP-W-05-030  
 Lab Code: MITKEM Case No.: 38947 Mod. Ref No.: SDG No.: E3NW2  
 Lab Sample ID: H1699-18ADL Date(s) Analyzed: 09/06/2009 09/06/2009  
 Instrument ID (1): E3 Instrument ID (2): E3  
 GC Column(1): CLPPest ID: 0.53 (mm) GC Column(2): CLPPestII ID: 0.53 (MM)

ANALYTE	PEAK	RT	RT WINDOW		CONCENTRATION		%D
			FROM	TO	PEAK	MEAN	
Aroclor-1248	1	4.673	4.608	4.748	6813.7816	7859.062819	
	2	5.268	5.203	5.343	7377.3519		
COLUMN 1	3	5.455	5.395	5.535	9386.0550		
	4						
	5						
COLUMN 2	1	5.668	5.607	5.747	6437.8892	7251.853982	8.4
	2	5.992	5.933	6.073	8131.6325		
	3	6.262	6.200	6.340	7186.0403		
	4						
	5						
Aroclor-1254	1	5.858	5.795	5.935	5187.7995	4888.833633	
	2	6.158	6.096	6.236	5498.9641		
COLUMN 1	3	6.683	6.619	6.759	3979.7373		
	4						
	5						
COLUMN 2	1	6.197	6.135	6.275	4529.0232	5010.857865	2.5
	2	6.750	6.689	6.829	5072.7977		
	3	7.027	6.967	7.107	5430.7527		
	4						
	5						

At least 3 peaks for each column are required for identification of multicomponent analytes

**PRELIMINARY**

10C - FORM X ARO  
 IDENTIFICATION SUMMARY  
 FOR MULTICOMPONENT ANALYTES

EPA SAMPLE NO.

E3NZ7

Lab Name: MITKEM LABORATORIES Contract: EP-W-05-030  
 Lab Code: MITKEM Case No.: 38947 Mod. Ref No.: SDG No.: E3NW2  
 Lab Sample ID: H1699-19A Date(s) Analyzed: 09/05/2009 09/05/2009  
 Instrument ID (1): E3 Instrument ID (2): E3  
 GC Column(1): CLPPest ID: 0.53 (mm) GC Column(2): CLPPestII ID: 0.53 (MM)

ANALYTE	PEAK	RT	RT WINDOW		CONCENTRATION		%D
			FROM	TO	PEAK	MEAN	
Aroclor-1248	1	4.665	4.608	4.748	355.9374	481.751685	
	2	5.241	5.203	5.343	414.0217		
COLUMN 1	3	5.446	5.395	5.535	675.2960		
	4						
	5						
COLUMN 2	1	5.666	5.607	5.747	290.0471		
	2	5.989	5.933	6.073	492.6307		
	3	6.259	6.200	6.340	418.8294		
	4						
	5						
Aroclor-1254	1	5.853	5.795	5.935	426.4918	433.815059	
	2	6.152	6.096	6.236	485.8620		
COLUMN 1	3	6.677	6.619	6.759	389.0913		
	4						
	5						
COLUMN 2	1	6.196	6.135	6.275	382.7147		
	2	6.746	6.689	6.829	394.3529		
	3	7.023	6.967	7.107	443.7514		
	4						
	5						
					406.939680	6.6	

At least 3 peaks for each column are required for identification of multicomponent analytes

**PRELIMINARY**



Contract Laboratory Program

### Sample Delivery Group (SDG)

### Cover Sheet

SDG Number E3NW2

Laboratory Name	<u>Mitkem Laboratories</u>	Lab Code	<u>MITKEM</u>
Contract No.	<u>EP-W-05-030</u>	Case No.	<u>38947</u>
Analysis Price	<u>\$ 437</u>	SDG Turnaround	<u>21 days with PR</u>

EPA Sample Numbers in SDG (Listed in Numerical Order)

01) E3NW2	08) E3NY0	15) E3NY5	22) E3NZ8
02) E3NW3	09) E3NY1	16) E3NY6	/
03) E3NW4	10) E3NY2	17) E3NY7	
04) E3NW5	11) E3NY3	18) E3NY8	
05) E3NX7	12) E3NY4	19) E3NZ5	
06) E3NX8	13) E3NY4MS	20) E3NZ6	
07) E3NX9	14) E3NY4MSD	21) E3NZ7	

First Sample in SDG

E3NW2

Last Sample in SDG

E3NZ8

First Sample Receipt Date

09/02/2009

Last Sample Receipt Date

09/03/2009

**Note:** There are a maximum of 20 field samples [excluding Performance Evaluation (PE) samples in an SDG. Attach the TR/COC Records to this form in alphanumeric order (the order listed above on this form).

Signature

Date 09/03/2009

Modified Analysis 1760.0



**USEPA Contract Laboratory Program  
Organic Traffic Report & Chain of Custody Record**

**Case No:** 38947  
**DAS No:** 09CK16  
**SDG No:** E3NW2

**For Lab Use Only**  
**Lab Contract No:** EP-W-05-030  
**Unit Price:** \$437  
**Transfer To:** -  
**Lab Contract No:** -  
**Unit Price:** -

**Date Shipped:** 9/1/2009  
**Carrier Name:** FedEx  
**Airbill:** 8638 3300 6373  
**Shipped to:** Spectrum Analytical  
 175 Metro Center Blvd.  
 Warwick RI 02886  
 (401) 732-3400

**Chain of Custody Record**  
 Relinquished By (Date / Time) Sampler Signature Received By (Date / Time)  
 1 [Signature] 9/1/2009 17:15 [Signature] 9/1/2009 8:55  
 2 [Signature]  
 3 [Signature]  
 4 [Signature]

ORGANIC SAMPLE No.	MATRIX/ SAMPLER	CONC/ TYPE	ANALYSIS/ TURNAROUND	TAG No./ PRESERVATIVE/ Bottles	STATION LOCATION	SAMPLE COLLECT DATE/TIME	FOR LAB USE ONLY SAMPLE No.
E3NW0	Soil/Sediment/ Greene, Raddeman Hodach, Unger, Shekoski	L/G	PAHs (21), PCBs (sed) (21)	5C-119805 (Ice Only), 5C-119806 (Ice Only) (2)	KK-SD070-A	S: 9/1/2009	INORGANIC SAMPLE No.
E3NW1	Soil/Sediment/ Greene, Raddeman Hodach, Unger, Shekoski	L/G	PAHs (21), PCBs (sed) (21)	5C-119807 (Ice Only), 5C-119808 (Ice Only) (2)	KK-SD070-B	S: 9/1/2009	11:40
E3NW2	Soil/Sediment/ Greene, Raddeman Hodach, Unger, Shekoski	L/G	PAHs (21), PCBs (sed) (21)	5C-119809 (Ice Only), 5C-119810 (Ice Only) (2)	KK-SD070-N	S: 9/1/2009	11:42
E3NW3	Soil/Sediment/ Greene, Raddeman Hodach, Unger, Shekoski	L/G	PAHs (21), PCBs (sed) (21)	5C-119811 (Ice Only), 5C-119812 (Ice Only) (2)	KK-SD071-A	S: 9/1/2009	10:20
E3NW4	Soil/Sediment/ Greene, Raddeman Hodach, Unger, Shekoski	L/G	PAHs (21), PCBs (sed) (21)	5C-119813 (Ice Only), 5C-119814 (Ice Only) (2)	KK-SD071-B	S: 9/1/2009	10:22
E3NW5	Soil/Sediment/ Greene, Raddeman Hodach, Unger, Shekoski	L/G	PAHs (21), PCBs (sed) (21)	5C-119815 (Ice Only), 5C-119816 (Ice Only) (2)	KK-SD071-N	S: 9/1/2009	10:26

**COPY**

Original Documents Are Included in CSF E3NT3  
 Signed: AKH Date: 9/2/09

OK → OK

**Shipment for Case Complete?** 7  
**Sample(s) to be used for laboratory QC:**  
 Concentration: L = Low, M = Low/Medium, H = High  
 Type/Designate: Composite = C, Grab = G

**Chain of Custody Seal Number:** 105495-105496  
**Custody Seal Intact?** 7 Shipment Iced? 7



# USEPA Contract Laboratory Program Organic Traffic Report & Chain of Custody Record

Case No: 38947  
DAS No: 09CK16  
SDG No: E3NW2

**L**

Date Shipped: 9/2/2009		Sampler Signature: <i>Mannon</i>	
Carrier Name: FedEx		Received By: <i>Mannon</i>	
Airbill: 8671 5100 6173		Date / Time: 9:05	
Shipped to: Spectrum Analytical 175 Metro Center Blvd. Warwick RI 02886 (401) 732-3400		Lab Contract No: EP-W-05-030	
1 <i>Mannon</i> 9/2/09 1700		Unit Price: \$ 437	
2		Transfer To: -	
3		Lab Contract No: -	
4		Unit Price: -	

ORGANIC SAMPLE No.	MATRIX/ SAMPLER	CONC/ TYPE	ANALYSIS/ TURNAROUND	TAG No./ PRESERVATIVE/ Bottles	STATION LOCATION	SAMPLE COLLECT DATE/TIME	FOR LAB USE ONLY SAMPLE No.	FOR LAB USE ONLY Sample Condition On Receipt
05 E3NX7	Soil/Sediment/ Greene, Raddeman Hodach, Unger, Shekoski	L/G	PAHs (21), PCBs (sed) (21)	5C-119839 (Ice Only), 5C-119840 (Ice Only) (2)	KK-SD055-A	S: 9/1/2009	16:05	OK
06 E3NX8	Soil/Sediment/ Greene, Raddeman Hodach, Unger, Shekoski	L/G	PAHs (21), PCBs (sed) (21)	5C-119841 (Ice Only), 5C-119842 (Ice Only) (2)	KK-SD055-B	S: 9/1/2009	16:08	
07 E3NX9	Soil/Sediment/ Greene, Raddeman Hodach, Unger, Shekoski	L/G	PAHs (21), PCBs (sed) (21)	5C-119843 (Ice Only), 5C-119844 (Ice Only) (2)	KK-SD055-C1	S: 9/1/2009	16:10	
08 E3NY0	Soil/Sediment/ Greene, Raddeman Hodach, Unger, Shekoski	L/G	PAHs (21), PCBs (sed) (21)	5C-119845 (Ice Only), 5C-119846 (Ice Only) (2)	KK-SD055-C2	S: 9/1/2009	16:13	
09 E3NY1	Soil/Sediment/ Greene, Raddeman Hodach, Unger, Shekoski	L/G	PAHs (21), PCBs (sed) (21)	5C-119847 (Ice Only), 5C-119848 (Ice Only) (2)	KK-SD055-N	S: 9/1/2009	16:15	
10 E3NY2	Soil/Sediment/ Greene, Raddeman Hodach, Unger, Shekoski	L/G	PAHs (21), PCBs (sed) (21)	5C-119849 (Ice Only), 5C-119850 (Ice Only) (2)	KK-SD061-A	S: 9/2/2009	8:15	OK

Shipment for Case Complete 7N	Sample(s) to be used for laboratory QC: E3NZ7	Additional Sampler Signature(s):	Cooler Temperature Upon Receipt: 6°C	Chain of Custody Seal Number: 105053 + 105054
Analysis Key: PAHs = PAHs, PCBs (sed) = PCBs (sed)	Concentration: L = Low, M = Low/Medium, H = High	Type/Designate: Composite = C, Grab = G	Custody Seal Intact? <input checked="" type="checkbox"/>	Shipment Iced? <input checked="" type="checkbox"/>



# USEPA Contract Laboratory Program Organic Traffic Report & Chain of Custody Record

Case No:	38947
DAS No:	09CK16
SDG No:	E3NW2
<b>For Lab Use Only</b>	
Lab Contract No:	EP-W-05-030
Unit Price:	\$437
Transfer To:	-
Lab Contract No:	-
Unit Price:	-

Date Shipped: 9/2/2009		Sampler Signature: <i>Sharon Davis</i>	
Carrier Name: FedEx		Received By: <i>Sharon Davis</i>	
Airbill: 8671 5100 6173		Date / Time: 9/3/09 9:05	
Shipped to: Spectrum Analytical 175 Metro Center Blvd. Warwick RI 02886 (401) 732-3400		<i>[Signature]</i>	
Relinquished By: <i>Sharon Davis</i>		Date / Time: 9/2/09 11:00	
1	2	3	4

ORGANIC SAMPLE No.	MATRIX/ SAMPLER	CONC/ TYPE	ANALYSIS/ TURNAROUND	TAG No./ PRESERVATIVE/ Bottles	STATION LOCATION	SAMPLE COLLECT DATE/TIME	FOR LAB USE ONLY SAMPLE No.	Sample Condition On Receipt
11 E3NY3	Soil/Sediment/ Greene, Raddeman Hodach, Unger, Shekoski	L/G	PAHs (21), PCBs (sed) (21)	5C-119851 (Ice Only), 5C-119852 (Ice Only) (2)	KK-SD061-B	S: 9/2/2009	8:18	OK
12 E3NY4	Soil/Sediment/ Greene, Raddeman Hodach, Unger, Shekoski	L/G	PAHs (21), PCBs (sed) (21)	5C-119853 (Ice Only), 5C-119854 (Ice Only) (2)	KK-SD061-C1	S: 9/2/2009	8:20	OK
13 E3NY5	Soil/Sediment/ Greene, Raddeman Hodach, Unger, Shekoski	L/G	PAHs (21), PCBs (sed) (21)	5C-119855 (Ice Only), 5C-119856 (Ice Only) (2)	KK-SD061-C2	S: 9/2/2009	8:22	OK
14 E3NY6	Soil/Sediment/ Greene, Raddeman Hodach, Unger, Shekoski	L/G	PAHs (21), PCBs (sed) (21)	5C-119857 (Ice Only), 5C-119858 (Ice Only) (2)	KK-SD061-C2FD	S: 9/2/2009	8:22	OK
15 E3NY7	Soil/Sediment/ Greene, Raddeman Hodach, Unger, Shekoski	L/G	PAHs (21), PCBs (sed) (21)	5C-119859 (Ice Only), 5C-119860 (Ice Only) (2)	KK-SD061-C3	S: 9/2/2009	8:25	OK
16 E3NY8	Soil/Sediment/ Greene, Raddeman Hodach, Unger, Shekoski	L/G	PAHs (21), PCBs (sed) (21)	5C-119861 (Ice Only), 5C-119862 (Ice Only) (2)	KK-SD061-N	S: 9/2/2009	8:27	OK

Shipment for Case Complete? <input checked="" type="checkbox"/>	Sample(s) to be used for laboratory QC: E3NZ7	Additional Sampler Signature(s):	Cooler Temperature Upon Receipt: 6°C	Chain of Custody Seal Number: 105053 + 105054
Analysis Key: PAHs = PAHs, PCBs (sed) = PCBs (sed)	Concentration: L = Low, M = Low/Medium, H = High	Type/Designate: Composite = C, Grab = G	Custody Seal Intact? <input checked="" type="checkbox"/>	Shipment Iced? <input checked="" type="checkbox"/>



**USEPA Contract Laboratory Program  
Organic Traffic Report & Chain of Custody Record**

Date Shipped: 9/2/2009  
Carrier Name: FedEx  
Airbill: 8671 5100 6173  
Shipped to: Spectrum Analytical  
175 Metro Center Blvd.  
Warwick RI 02886  
(401) 732-3400

**Chain of Custody Record**  
Relinquished By (Date / Time)  
1 *Sharon Dese 9/2/09 1700*  
2  
3  
4

Sampler Signature: *Sharon Dese*  
Received By (Date / Time)  
*Veronica Jenkins 9/3/09 9:05*

Case No: 38947  
DAS No: 09CK16  
SDG No: E3NW2  
**L**  
**For Lab Use Only**  
Lab Contract No: EP-W-05-030  
Unit Price: \$437  
Transfer To:  
Lab Contract No:  
Unit Price:

ORGANIC SAMPLE No.	MATRIX/ SAMPLER	CONC/ TYPE	ANALYSIS/ TURNOAROUND	TAG No./ PRESERVATIVE/ Bottles	STATION LOCATION	SAMPLE COLLECT DATE/TIME	FOR LAB USE ONLY SAMPLE No.	Sample Condition On Receipt
17 E3NZ5	Soil/Sediment/ Greene, Raddeman Hodach, Unger, Shekoski	L/G	PAHs (21), PCBs (sed) (21)	5C-119875 (Ice Only), 5C-119876 (Ice Only) (2)	KK-SD063-A	S: 9/2/2009	INORGANIC	OIL
18 E3NZ6	Soil/Sediment/ Greene, Raddeman Hodach, Unger, Shekoski	L/G	PAHs (21), PCBs (sed) (21)	5C-119877 (Ice Only), 5C-119878 (Ice Only) (2)	KK-SD063-B	S: 9/2/2009	INORGANIC	OIL
19 E3NZ7	Soil/Sediment/ Greene, Raddeman Hodach, Unger, Shekoski	L/G	PAHs (21), PCBs (sed) (21)	5C-119879 (Ice Only), 5C-119880 (Ice Only) (2)	KK-SD063-C1	S: 9/2/2009	INORGANIC	OIL
20 E3NZ8	Soil/Sediment/ Greene, Raddeman Hodach, Unger, Shekoski	L/G	PAHs (21), PCBs (sed) (21)	5C-119881 (Ice Only), 5C-119882 (Ice Only) (2)	KK-SD063-C2	S: 9/2/2009	INORGANIC	OIL
E3NZ9	Soil/Sediment/ Greene, Raddeman Hodach, Unger, Shekoski	L/G	PAHs (21), PCBs (sed) (21)	5C-119883 (Ice Only), 5C-119884 (Ice Only) (2)	KK-SD063-C2FD	S: 9/2/2009	INORGANIC	
E3P00	Soil/Sediment/ Greene, Raddeman Hodach, Unger, Shekoski	L/G	PAHs (21), PCBs (sed) (21)	5C-119885 (Ice Only), 5C-119886 (Ice Only) (2)	KK-SD063-N	S: 9/2/2009	INORGANIC	

Shipment for Case Complete: 7N  
Analysis Key: PAHs = PAHs, PCBs (sed) = PCBs (sed)  
Concentration: L = Low, M = Low/Medium, H = High  
Type/Designate: Composite = C, Grab = G  
Additional Sampler Signature(s):  
Cooler Temperature Upon Receipt: 6°C  
Chain of Custody Seal Number: 105653 of 105054  
Custody Seal Intact?  Shipment Iced?



1D - FORM I SV-1  
SEMIVOLATILE ORGANICS ANALYSIS DATA SHEET

EPA SAMPLE NO.

E3NW2

Lab Name: MITKEM LABORATORIES Contract: EP-W-05-030  
 Lab Code: MITKEM Case No.: 38947 Mod. Ref No.: 1760.0 SDG No.: E3NW2  
 Matrix: (SOIL/SED/WATER) SOIL Lab Sample ID: H1699-01A  
 Sample wt/vol: 30.3 (g/mL) G Lab File ID: S4D5853.D  
 Level: (LOW/MED) LOW Extraction: (Type) SONC  
 % Moisture: 37 Decanted: (Y/N) N Date Received: 09/02/2009  
 Concentrated Extract Volume: 500 (uL) Date Extracted: 09/03/2009  
 Injection Volume: 2.0 (uL) GPC Factor: 2.00 Date Analyzed: 09/05/2009  
 GPC Cleanup: (Y/N) Y pH: 7.6 Dilution Factor: 1.0

CAS NO.	COMPOUND	CONCENTRATION UNITS:	
		(ug/L or ug/Kg)	UG/KG
91-20-3	Naphthalene	270	U
91-57-6	2-Methylnaphthalene	270	U
208-96-8	Acenaphthylene	270	U
83-32-9	Acenaphthene	270	U

**PRELIMINARY**

1E - FORM I SV-2  
SEMIVOLATILE ORGANICS ANALYSIS DATA SHEET

EPA SAMPLE NO.

E3NW2

Lab Name: MITKEM LABORATORIES Contract: EP-W-05-030  
 Lab Code: MITKEM Case No.: 38947 Mod. Ref No.: 1760.0 SDG No.: E3NW2  
 Matrix: (SOIL/SED/WATER) SOIL Lab Sample ID: H1699-01A  
 Sample wt/vol: 30.3 (g/mL) G Lab File ID: S4D5853.D  
 Level: (LOW/MED) LOW Extraction: (Type) SONC  
 % Moisture: 37 Decanted: (Y/N) N Date Received: 09/02/2009  
 Concentrated Extract Volume: 500 (uL) Date Extracted: 09/03/2009  
 Injection Volume: 2.0 (uL) GPC Factor: 2.00 Date Analyzed: 09/05/2009  
 GPC Cleanup: (Y/N) Y pH: 7.6 Dilution Factor: 1.0

CAS NO.	COMPOUND	CONCENTRATION UNITS:	
		(ug/L or ug/Kg)	UG/KG
86-73-7	Fluorene	270	U
85-01-8	Phenanthrene	270	U
120-12-7	Anthracene	270	U
206-44-0	Fluoranthene	270	U
129-00-0	Pyrene	270	U
56-55-3	Benzo(a)anthracene	270	U
218-01-9	Chrysene	270	U
205-99-2	Benzo(b)fluoranthene	270	U
207-08-9	Benzo(k)fluoranthene	270	U
50-32-8	Benzo(a)pyrene	270	U
193-39-5	Indeno(1,2,3-cd)pyrene	270	U
53-70-3	Dibenzo(a,h)anthracene	270	U
191-24-2	Benzo(g,h,i)perylene	270	U

(1) Cannot be separated from Diphenylamine

**PRELIMINARY**

1D - FORM I SV-1  
SEMIVOLATILE ORGANICS ANALYSIS DATA SHEET

EPA SAMPLE NO.

E3NW3

Lab Name: MITKEM LABORATORIES Contract: EP-W-05-030  
 Lab Code: MITKEM Case No.: 38947 Mod. Ref No.: 1760.0 SDG No.: E3NW2  
 Matrix: (SOIL/SED/WATER) SOIL Lab Sample ID: H1699-02A  
 Sample wt/vol: 30.9 (g/mL) G Lab File ID: S4D5854.D  
 Level: (LOW/MED) LOW Extraction: (Type) SONC  
 % Moisture: 33 Decanted: (Y/N) N Date Received: 09/02/2009  
 Concentrated Extract Volume: 500 (uL) Date Extracted: 09/03/2009  
 Injection Volume: 2.0 (uL) GPC Factor: 2.00 Date Analyzed: 09/06/2009  
 GPC Cleanup: (Y/N) Y pH: 7.3 Dilution Factor: 1.0

CAS NO.	COMPOUND	CONCENTRATION UNITS:		Q
		(ug/L or ug/Kg)	UG/KG	
91-20-3	Naphthalene		250	U
91-57-6	2-Methylnaphthalene		250	U
208-96-8	Acenaphthylene		250	U
83-32-9	Acenaphthene		49	J

**PRELIMINARY**

1E - FORM I SV-2  
SEMIVOLATILE ORGANICS ANALYSIS DATA SHEET

EPA SAMPLE NO.

E3NW3

Lab Name: MITKEM LABORATORIES Contract: EP-W-05-030  
 Lab Code: MITKEM Case No.: 38947 Mod. Ref No.: 1760.0 SDG No.: E3NW2  
 Matrix: (SOIL/SED/WATER) SOIL Lab Sample ID: H1699-02A  
 Sample wt/vol: 30.9 (g/mL) G Lab File ID: S4D5854.D  
 Level: (LOW/MED) LOW Extraction: (Type) SONC  
 % Moisture: 33 Decanted: (Y/N) N Date Received: 09/02/2009  
 Concentrated Extract Volume: 500 (uL) Date Extracted: 09/03/2009  
 Injection Volume: 2.0 (uL) GPC Factor: 2.00 Date Analyzed: 09/06/2009  
 GPC Cleanup: (Y/N) Y pH: 7.3 Dilution Factor: 1.0

CAS NO.	COMPOUND	CONCENTRATION UNITS:		Q
		(ug/L or ug/Kg)	UG/KG	
86-73-7	Fluorene		50	J
85-01-8	Phenanthrene		560	
120-12-7	Anthracene		88	J
206-44-0	Fluoranthene		1000	
129-00-0	Pyrene		740	
56-55-3	Benzo(a)anthracene		310	
218-01-9	Chrysene		350	
205-99-2	Benzo(b)fluoranthene		370	
207-08-9	Benzo(k)fluoranthene		250	
50-32-8	Benzo(a)pyrene		280	
193-39-5	Indeno(1,2,3-cd)pyrene		170	J
53-70-3	Dibenzo(a,h)anthracene		58	J
191-24-2	Benzo(g,h,i)perylene		190	J

(1) Cannot be separated from Diphenylamine

**PRELIMINARY**

SOM01.2 (6/2007)

1D - FORM I SV-1  
SEMIVOLATILE ORGANICS ANALYSIS DATA SHEET

EPA SAMPLE NO.

E3NW4

Lab Name: MITKEM LABORATORIES Contract: EP-W-05-030  
 Lab Code: MITKEM Case No.: 38947 Mod. Ref No.: 1760.0 SDG No.: E3NW2  
 Matrix: (SOIL/SED/WATER) SOIL Lab Sample ID: H1699-03A  
 Sample wt/vol: 30.7 (g/mL) G Lab File ID: S4D5855.D  
 Level: (LOW/MED) LOW Extraction: (Type) SONC  
 % Moisture: 24 Decanted: (Y/N) N Date Received: 09/02/2009  
 Concentrated Extract Volume: 500 (uL) Date Extracted: 09/03/2009  
 Injection Volume: 2.0 (uL) GPC Factor: 2.00 Date Analyzed: 09/06/2009  
 GPC Cleanup: (Y/N) Y pH: 7.5 Dilution Factor: 1.0

CAS NO.	COMPOUND	CONCENTRATION UNITS: UG/KG	
		(ug/L or ug/Kg)	Q
91-20-3	Naphthalene	220	U
91-57-6	2-Methylnaphthalene	220	U
208-96-8	Acenaphthylene	220	U
83-32-9	Acenaphthene	220	U

PRELIMINARY

SOM01.2 (6/2007)

## SEMIVOLATILE ORGANICS ANALYSIS DATA SHEET

EPA SAMPLE NO.

E3NW4

Lab Name: MITKEM LABORATORIES Contract: EP-W-05-030  
 Lab Code: MITKEM Case No.: 38947 Mod. Ref No.: 1760.0 SDG No.: E3NW2  
 Matrix: (SOIL/SED/WATER) SOIL Lab Sample ID: H1699-03A  
 Sample wt/vol: 30.7 (g/mL) G Lab File ID: S4D5855.D  
 Level: (LOW/MED) LOW Extraction: (Type) SONC  
 % Moisture: 24 Decanted: (Y/N) N Date Received: 09/02/2009  
 Concentrated Extract Volume: 500 (uL) Date Extracted: 09/03/2009  
 Injection Volume: 2.0 (uL) GPC Factor: 2.00 Date Analyzed: 09/06/2009  
 GPC Cleanup: (Y/N) Y pH: 7.5 Dilution Factor: 1.0

CAS NO.	COMPOUND	CONCENTRATION UNITS:		Q
		(ug/L or ug/Kg)	UG/KG	
86-73-7	Fluorene		220	U
85-01-8	Phenanthrene		99	J
120-12-7	Anthracene		220	U
206-44-0	Fluoranthene		200	J
129-00-0	Pyrene		190	J
56-55-3	Benzo(a)anthracene		79	J
218-01-9	Chrysene		92	J
205-99-2	Benzo(b)fluoranthene		62	J
207-08-9	Benzo(k)fluoranthene		41	J
50-32-8	Benzo(a)pyrene		68	J
193-39-5	Indeno(1,2,3-cd)pyrene		220	U
53-70-3	Dibenzo(a,h)anthracene		220	U
191-24-2	Benzo(g,h,i)perylene		220	U

(1) Cannot be separated from Diphenylamine

PRELIMINARY

SOM01.2 (6/2007)

1D - FORM I SV-1  
SEMIVOLATILE ORGANICS ANALYSIS DATA SHEET

EPA SAMPLE NO.

E3NW5

Lab Name: MITKEM LABORATORIES Contract: EP-W-05-030  
 Lab Code: MITKEM Case No.: 38947 Mod. Ref No.: 1760.0 SDG No.: E3NW2  
 Matrix: (SOIL/SED/WATER) SOIL Lab Sample ID: H1699-04A  
 Sample wt/vol: 31.7 (g/mL) G Lab File ID: S4D5856.D  
 Level: (LOW/MED) LOW Extraction: (Type) SONC  
 % Moisture: 29 Decanted: (Y/N) N Date Received: 09/02/2009  
 Concentrated Extract Volume: 500 (uL) Date Extracted: 09/03/2009  
 Injection Volume: 2.0 (uL) GPC Factor: 2.00 Date Analyzed: 09/06/2009  
 GPC Cleanup: (Y/N) Y pH: 7.5 Dilution Factor: 1.0

CAS NO.	COMPOUND	CONCENTRATION UNITS:	
		(ug/L or ug/Kg)	UG/KG
91-20-3	Naphthalene	230	U
91-57-6	2-Methylnaphthalene	230	U
208-96-8	Acenaphthylene	230	U
83-32-9	Acenaphthene	230	U

**PRELIMINARY**

1E - FORM I SV-2  
SEMIVOLATILE ORGANICS ANALYSIS DATA SHEET

EPA SAMPLE NO.

E3NW5

Lab Name: MITKEM LABORATORIES Contract: EP-W-05-030  
 Lab Code: MITKEM Case No.: 38947 Mod. Ref No.: 1760.0 SDG No.: E3NW2  
 Matrix: (SOIL/SED/WATER) SOIL Lab Sample ID: H1699-04A  
 Sample wt/vol: 31.7 (g/mL) G Lab File ID: S4D5856.D  
 Level: (LOW/MED) LOW Extraction: (Type) SONC  
 % Moisture: 29 Decanted: (Y/N) N Date Received: 09/02/2009  
 Concentrated Extract Volume: 500 (uL) Date Extracted: 09/03/2009  
 Injection Volume: 2.0 (uL) GPC Factor: 2.00 Date Analyzed: 09/06/2009  
 GPC Cleanup: (Y/N) Y pH: 7.5 Dilution Factor: 1.0

CAS NO.	COMPOUND	CONCENTRATION UNITS:		Q
		(ug/L or ug/Kg)	UG/KG	
86-73-7	Fluorene		230	U
85-01-8	Phenanthrene		230	U
120-12-7	Anthracene		230	U
206-44-0	Fluoranthene		230	U
129-00-0	Pyrene		230	U
56-55-3	Benzo(a)anthracene		230	U
218-01-9	Chrysene		230	U
205-99-2	Benzo(b)fluoranthene		230	U
207-08-9	Benzo(k)fluoranthene		230	U
50-32-8	Benzo(a)pyrene		230	U
193-39-5	Indeno(1,2,3-cd)pyrene		230	U
53-70-3	Dibenzo(a,h)anthracene		230	U
191-24-2	Benzo(g,h,i)perylene		230	U

(1) Cannot be separated from Diphenylamine

**PRELIMINARY**

SOM01.2 (6/2007)



1D - FORM I SV-1  
SEMIVOLATILE ORGANICS ANALYSIS DATA SHEET

EPA SAMPLE NO.

E3NX7

Lab Name: MITKEM LABORATORIES Contract: EP-W-05-030  
 Lab Code: MITKEM Case No.: 38947 Mod. Ref No.: 1760.0 SDG No.: E3NW2  
 Matrix: (SOIL/SED/WATER) SOIL Lab Sample ID: H1699-05A  
 Sample wt/vol: 30.0 (g/mL) G Lab File ID: S4D5857.D  
 Level: (LOW/MED) LOW Extraction: (Type) SONC  
 % Moisture: 41 Decanted: (Y/N) N Date Received: 09/03/2009  
 Concentrated Extract Volume: 500 (uL) Date Extracted: 09/03/2009  
 Injection Volume: 2.0 (uL) GPC Factor: 2.00 Date Analyzed: 09/06/2009  
 GPC Cleanup: (Y/N) Y pH: 7.8 Dilution Factor: 1.0

CAS NO.	COMPOUND	CONCENTRATION UNITS:		Q
		(ug/L or ug/Kg)	UG/KG	
91-20-3	Naphthalene		140	J
91-57-6	2-Methylnaphthalene		65	J
208-96-8	Acenaphthylene		58	J
83-32-9	Acenaphthene		150	J

PRELIMINARY

1E - FORM I SV-2  
SEMIVOLATILE ORGANICS ANALYSIS DATA SHEET

EPA SAMPLE NO.

E3NX7

Lab Name: MITKEM LABORATORIES Contract: EP-W-05-030  
 Lab Code: MITKEM Case No.: 38947 Mod. Ref No.: 1760.0 SDG No.: E3NW2  
 Matrix: (SOIL/SED/WATER) SOIL Lab Sample ID: H1699-05A  
 Sample wt/vol: 30.0 (g/mL) G Lab File ID: S4D5857.D  
 Level: (LOW/MED) LOW Extraction: (Type) SONC  
 % Moisture: 41 Decanted: (Y/N) N Date Received: 09/03/2009  
 Concentrated Extract Volume: 500 (uL) Date Extracted: 09/03/2009  
 Injection Volume: 2.0 (uL) GPC Factor: 2.00 Date Analyzed: 09/06/2009  
 GPC Cleanup: (Y/N) Y pH: 7.8 Dilution Factor: 1.0

CAS NO.	COMPOUND	CONCENTRATION UNITS:		Q
		(ug/L or ug/Kg)	UG/KG	
86-73-7	Fluorene		200	J
85-01-8	Phenanthrene		990	
120-12-7	Anthracene		150	J
206-44-0	Fluoranthene		1400	
129-00-0	Pyrene		1200	
56-55-3	Benzo(a)anthracene		510	
218-01-9	Chrysene		590	
205-99-2	Benzo(b)fluoranthene		610	
207-08-9	Benzo(k)fluoranthene		300	
50-32-8	Benzo(a)pyrene		460	
193-39-5	Indeno(1,2,3-cd)pyrene		270	J
53-70-3	Dibenzo(a,h)anthracene		87	J
191-24-2	Benzo(g,h,i)perylene		280	J

(1) Cannot be separated from Diphenylamine

**PRELIMINARY**

1D - FORM I SV-1  
SEMIVOLATILE ORGANICS ANALYSIS DATA SHEET

EPA SAMPLE NO.

E3NX8

Lab Name: MITKEM LABORATORIES Contract: EP-W-05-030  
 Lab Code: MITKEM Case No.: 38947 Mod. Ref No.: 1760.0 SDG No.: E3NW2  
 Matrix: (SOIL/SED/WATER) SOIL Lab Sample ID: H1699-06A  
 Sample wt/vol: 30.4 (g/mL) G Lab File ID: S4D5858.D  
 Level: (LOW/MED) LOW Extraction: (Type) SONC  
 % Moisture: 42 Decanted: (Y/N) N Date Received: 09/03/2009  
 Concentrated Extract Volume: 500 (uL) Date Extracted: 09/03/2009  
 Injection Volume: 2.0 (uL) GPC Factor: 2.00 Date Analyzed: 09/06/2009  
 GPC Cleanup: (Y/N) Y pH: 8.0 Dilution Factor: 1.0

CAS NO.	COMPOUND	CONCENTRATION UNITS:		Q
		(ug/L or ug/Kg)	UG/KG	
91-20-3	Naphthalene		87	J
91-57-6	2-Methylnaphthalene		290	U
208-96-8	Acenaphthylene		290	U
83-32-9	Acenaphthene		110	J

**PRELIMINARY**

SOM01.2 (6/2007)

1E - FORM I SV-2  
SEMIVOLATILE ORGANICS ANALYSIS DATA SHEET

EPA SAMPLE NO.

E3NX8

Lab Name: MITKEM LABORATORIES Contract: EP-W-05-030  
 Lab Code: MITKEM Case No.: 38947 Mod. Ref No.: 1760.0 SDG No.: E3NW2  
 Matrix: (SOIL/SED/WATER) SOIL Lab Sample ID: H1699-06A  
 Sample wt/vol: 30.4 (g/mL) G Lab File ID: S4D5858.D  
 Level: (LOW/MED) LOW Extraction: (Type) SONC  
 % Moisture: 42 Decanted: (Y/N) N Date Received: 09/03/2009  
 Concentrated Extract Volume: 500 (uL) Date Extracted: 09/03/2009  
 Injection Volume: 2.0 (uL) GPC Factor: 2.00 Date Analyzed: 09/06/2009  
 GPC Cleanup: (Y/N) Y pH: 8.0 Dilution Factor: 1.0

CAS NO.	COMPOUND	CONCENTRATION UNITS:		Q
		(ug/L or ug/Kg)	UG/KG	
86-73-7	Fluorene		93	J
85-01-8	Phenanthrene		570	
120-12-7	Anthracene		160	J
206-44-0	Fluoranthene		920	
129-00-0	Pyrene		670	
56-55-3	Benzo(a)anthracene		410	
218-01-9	Chrysene		390	
205-99-2	Benzo(b)fluoranthene		310	
207-08-9	Benzo(k)fluoranthene		290	J
50-32-8	Benzo(a)pyrene		340	
193-39-5	Indeno(1,2,3-cd)pyrene		160	J
53-70-3	Dibenzo(a,h)anthracene		71	J
191-24-2	Benzo(g,h,i)perylene		170	J

(1) Cannot be separated from Diphenylamine

**PRELIMINARY**

SOM01.2 (6/2007)

1D - FORM I SV-1  
SEMIVOLATILE ORGANICS ANALYSIS DATA SHEET

EPA SAMPLE NO.

E3NX9

Lab Name: MITKEM LABORATORIES Contract: EP-W-05-030  
 Lab Code: MITKEM Case No.: 38947 Mod. Ref No.: 1760.0 SDG No.: E3NW2  
 Matrix: (SOIL/SED/WATER) SOIL Lab Sample ID: H1699-07A  
 Sample wt/vol: 30.5 (g/mL) G Lab File ID: S4D5859.D  
 Level: (LOW/MED) LOW Extraction: (Type) SONC  
 % Moisture: 41 Decanted: (Y/N) N Date Received: 09/03/2009  
 Concentrated Extract Volume: 500 (uL) Date Extracted: 09/03/2009  
 Injection Volume: 2.0 (uL) GPC Factor: 2.00 Date Analyzed: 09/06/2009  
 GPC Cleanup: (Y/N) Y pH: 8.0 Dilution Factor: 1.0

CAS NO.	COMPOUND	CONCENTRATION UNITS:		Q
		(ug/L or ug/Kg)	UG/KG	
91-20-3	Naphthalene		57	J
91-57-6	2-Methylnaphthalene		280	U
208-96-8	Acenaphthylene		280	U
83-32-9	Acenaphthene		63	J

**PRELIMINARY**

SOM01.2 (6/2007)

1E - FORM I SV-2  
SEMIVOLATILE ORGANICS ANALYSIS DATA SHEET

EPA SAMPLE NO.

E3NX9

Lab Name: MITKEM LABORATORIES Contract: EP-W-05-030  
 Lab Code: MITKEM Case No.: 38947 Mod. Ref No.: 1760.0 SDG No.: E3NW2  
 Matrix: (SOIL/SED/WATER) SOIL Lab Sample ID: H1699-07A  
 Sample wt/vol: 30.5 (g/mL) G Lab File ID: S4D5859.D  
 Level: (LOW/MED) LOW Extraction: (Type) SONC  
 % Moisture: 41 Decanted: (Y/N) N Date Received: 09/03/2009  
 Concentrated Extract Volume: 500 (uL) Date Extracted: 09/03/2009  
 Injection Volume: 2.0 (uL) GPC Factor: 2.00 Date Analyzed: 09/06/2009  
 GPC Cleanup: (Y/N) Y pH: 8.0 Dilution Factor: 1.0

CAS NO.	COMPOUND	CONCENTRATION UNITS:		Q
		(ug/L or ug/Kg)	UG/KG	
86-73-7	Fluorene		280	U
85-01-8	Phenanthrene		380	
120-12-7	Anthracene		74	J
206-44-0	Fluoranthene		520	
129-00-0	Pyrene		500	
56-55-3	Benzo(a)anthracene		220	J
218-01-9	Chrysene		230	J
205-99-2	Benzo(b)fluoranthene		200	J
207-08-9	Benzo(k)fluoranthene		180	J
50-32-8	Benzo(a)pyrene		200	J
193-39-5	Indeno(1,2,3-cd)pyrene		98	J
53-70-3	Dibenzo(a,h)anthracene		62	J
191-24-2	Benzo(g,h,i)perylene		140	J

(1) Cannot be separated from Diphenylamine

**PRELIMINARY**

SOM01.2 (6/2007)

1D - FORM I SV-1  
SEMIVOLATILE ORGANICS ANALYSIS DATA SHEET

EPA SAMPLE NO.

E3NY0

Lab Name: MITKEM LABORATORIES Contract: EP-W-05-030  
 Lab Code: MITKEM Case No.: 38947 Mod. Ref No.: 1760.0 SDG No.: E3NW2  
 Matrix: (SOIL/SED/WATER) SOIL Lab Sample ID: H1699-08A  
 Sample wt/vol: 30.1 (g/mL) G Lab File ID: S4D5860.D  
 Level: (LOW/MED) LOW Extraction: (Type) SONC  
 % Moisture: 38 Decanted: (Y/N) N Date Received: 09/03/2009  
 Concentrated Extract Volume: 500 (uL) Date Extracted: 09/03/2009  
 Injection Volume: 2.0 (uL) GPC Factor: 2.00 Date Analyzed: 09/06/2009  
 GPC Cleanup: (Y/N) Y pH: 7.9 Dilution Factor: 1.0

CAS NO.	COMPOUND	CONCENTRATION UNITS:		Q
		(ug/L or ug/Kg)	UG/KG	
91-20-3	Naphthalene		110	J
91-57-6	2-Methylnaphthalene		270	U
208-96-8	Acenaphthylene		270	U
83-32-9	Acenaphthene		73	J

**PRELIMINARY**

SOM01.2 (6/2007)

1E - FORM I SV-2  
SEMIVOLATILE ORGANICS ANALYSIS DATA SHEET

EPA SAMPLE NO.

E3NY0

Lab Name: MITKEM LABORATORIES Contract: EP-W-05-030  
 Lab Code: MITKEM Case No.: 38947 Mod. Ref No.: 1760.0 SDG No.: E3NW2  
 Matrix: (SOIL/SED/WATER) SOIL Lab Sample ID: H1699-08A  
 Sample wt/vol: 30.1 (g/mL) G Lab File ID: S4D5860.D  
 Level: (LOW/MED) LOW Extraction: (Type) SONC  
 % Moisture: 38 Decanted: (Y/N) N Date Received: 09/03/2009  
 Concentrated Extract Volume: 500 (uL) Date Extracted: 09/03/2009  
 Injection Volume: 2.0 (uL) GPC Factor: 2.00 Date Analyzed: 09/06/2009  
 GPC Cleanup: (Y/N) Y pH: 7.9 Dilution Factor: 1.0

CAS NO.	COMPOUND	CONCENTRATION UNITS:	
		(ug/L or ug/Kg)	UG/KG
86-73-7	Fluorene	270	U
85-01-8	Phenanthrene	490	
120-12-7	Anthracene	95	J
206-44-0	Fluoranthene	680	
129-00-0	Pyrene	650	
56-55-3	Benzo(a)anthracene	300	
218-01-9	Chrysene	270	J
205-99-2	Benzo(b)fluoranthene	290	
207-08-9	Benzo(k)fluoranthene	210	J
50-32-8	Benzo(a)pyrene	240	J
193-39-5	Indeno(1,2,3-cd)pyrene	110	J
53-70-3	Dibenzo(a,h)anthracene	60	J
191-24-2	Benzo(g,h,i)perylene	150	J

(1) Cannot be separated from Diphenylamine

**PRELIMINARY**

SOM01.2 (6/2007)



1D - FORM I SV-1  
SEMIVOLATILE ORGANICS ANALYSIS DATA SHEET

EPA SAMPLE NO.

E3NY1

Lab Name: MITKEM LABORATORIES Contract: EP-W-05-030  
 Lab Code: MITKEM Case No.: 38947 Mod. Ref No.: 1760.0 SDG No.: E3NW2  
 Matrix: (SOIL/SED/WATER) SOIL Lab Sample ID: H1699-09A  
 Sample wt/vol: 32.2 (g/mL) G Lab File ID: S4D5861.D  
 Level: (LOW/MED) LOW Extraction: (Type) SONC  
 % Moisture: 36 Decanted: (Y/N) N Date Received: 09/03/2009  
 Concentrated Extract Volume: 500 (uL) Date Extracted: 09/03/2009  
 Injection Volume: 2.0 (uL) GPC Factor: 2.00 Date Analyzed: 09/06/2009  
 GPC Cleanup: (Y/N) Y pH: 8.1 Dilution Factor: 1.0

CAS NO.	COMPOUND	CONCENTRATION UNITS:		Q
		(ug/L or ug/Kg)	UG/KG	
91-20-3	Naphthalene		250	U
91-57-6	2-Methylnaphthalene		250	U
208-96-8	Acenaphthylene		250	U
83-32-9	Acenaphthene		250	U

**PRELIMINARY**

SOM01.2 (6/2007)

1E - FORM I SV-2  
SEMIVOLATILE ORGANICS ANALYSIS DATA SHEET

EPA SAMPLE NO.

E3NY1

Lab Name: MITKEM LABORATORIES Contract: EP-W-05-030  
 Lab Code: MITKEM Case No.: 38947 Mod. Ref No.: 1760.0 SDG No.: E3NW2  
 Matrix: (SOIL/SED/WATER) SOIL Lab Sample ID: H1699-09A  
 Sample wt/vol: 32.2 (g/mL) G Lab File ID: S4D5861.D  
 Level: (LOW/MED) LOW Extraction: (Type) SONC  
 % Moisture: 36 Decanted: (Y/N) N Date Received: 09/03/2009  
 Concentrated Extract Volume: 500 (uL) Date Extracted: 09/03/2009  
 Injection Volume: 2.0 (uL) GPC Factor: 2.00 Date Analyzed: 09/06/2009  
 GPC Cleanup: (Y/N) Y pH: 8.1 Dilution Factor: 1.0

CAS NO.	COMPOUND	CONCENTRATION UNITS:		Q
		(ug/L or ug/Kg)	UG/KG	
86-73-7	Fluorene		250	U
85-01-8	Phenanthrene		250	U
120-12-7	Anthracene		250	U
206-44-0	Fluoranthene		66	J
129-00-0	Pyrene		250	U
56-55-3	Benzo(a)anthracene		250	U
218-01-9	Chrysene		250	U
205-99-2	Benzo(b)fluoranthene		250	U
207-08-9	Benzo(k)fluoranthene		250	U
50-32-8	Benzo(a)pyrene		250	U
193-39-5	Indeno(1,2,3-cd)pyrene		250	U
53-70-3	Dibenzo(a,h)anthracene		250	U
191-24-2	Benzo(g,h,i)perylene		250	U

(1) Cannot be separated from Diphenylamine

**PRELIMINARY**

SOM01.2 (6/2007)

1D - FORM I SV-1  
SEMIVOLATILE ORGANICS ANALYSIS DATA SHEET

EPA SAMPLE NO.

E3NY2

Lab Name: MITKEM LABORATORIES Contract: EP-W-05-030  
 Lab Code: MITKEM Case No.: 38947 Mod. Ref No.: 1760.0 SDG No.: E3NW2  
 Matrix: (SOIL/SED/WATER) SOIL Lab Sample ID: H1699-10A  
 Sample wt/vol: 31.3 (g/mL) G Lab File ID: S4D5862.D  
 Level: (LOW/MED) LOW Extraction: (Type) SONC  
 % Moisture: 42 Decanted: (Y/N) N Date Received: 09/03/2009  
 Concentrated Extract Volume: 500 (uL) Date Extracted: 09/03/2009  
 Injection Volume: 2.0 (uL) GPC Factor: 2.00 Date Analyzed: 09/06/2009  
 GPC Cleanup: (Y/N) Y pH: 7.4 Dilution Factor: 1.0

CAS NO.	COMPOUND	CONCENTRATION UNITS:	
		UG/KG (ug/L or ug/Kg)	Q
91-20-3	Naphthalene	210	J
91-57-6	2-Methylnaphthalene	79	J
208-96-8	Acenaphthylene	150	J
83-32-9	Acenaphthene	210	J

**PRELIMINARY**

SOM01.2 (6/2007)

1E - FORM I SV-2  
SEMIVOLATILE ORGANICS ANALYSIS DATA SHEET

EPA SAMPLE NO.

E3NY2

Lab Name: MITKEM LABORATORIES Contract: EP-W-05-030  
 Lab Code: MITKEM Case No.: 38947 Mod. Ref No.: 1760.0 SDG No.: E3NW2  
 Matrix: (SOIL/SED/WATER) SOIL Lab Sample ID: H1699-10A  
 Sample wt/vol: 31.3 (g/mL) G Lab File ID: S4D5862.D  
 Level: (LOW/MED) LOW Extraction: (Type) SONC  
 % Moisture: 42 Decanted: (Y/N) N Date Received: 09/03/2009  
 Concentrated Extract Volume: 500 (uL) Date Extracted: 09/03/2009  
 Injection Volume: 2.0 (uL) GPC Factor: 2.00 Date Analyzed: 09/06/2009  
 GPC Cleanup: (Y/N) Y pH: 7.4 Dilution Factor: 1.0

CAS NO.	COMPOUND	CONCENTRATION UNITS: (ug/L or ug/Kg)	UG/KG	Q
86-73-7	Fluorene		280	
85-01-8	Phenanthrene		3400	
120-12-7	Anthracene		650	
206-44-0	Fluoranthene		7800	E
129-00-0	Pyrene		5400	E
56-55-3	Benzo(a)anthracene		2500	
218-01-9	Chrysene		2800	
205-99-2	Benzo(b)fluoranthene		4100	
207-08-9	Benzo(k)fluoranthene		1200	
50-32-8	Benzo(a)pyrene		2300	
193-39-5	Indeno(1,2,3-cd)pyrene		1100	
53-70-3	Dibenzo(a,h)anthracene		440	
191-24-2	Benzo(g,h,i)perylene		1200	

(1) Cannot be separated from Diphenylamine

**PRELIMINARY**

SOM01.2 (6/2007)

1D - FORM I SV-1  
SEMIVOLATILE ORGANICS ANALYSIS DATA SHEET

EPA SAMPLE NO.

E3NY3

Lab Name: MITKEM LABORATORIES Contract: EP-W-05-030  
 Lab Code: MITKEM Case No.: 38947 Mod. Ref No.: 1760.0 SDG No.: E3NW2  
 Matrix: (SOIL/SED/WATER) SOIL Lab Sample ID: H1699-11A  
 Sample wt/vol: 30.0 (g/mL) G Lab File ID: S4D5863.D  
 Level: (LOW/MED) LOW Extraction: (Type) SONC  
 % Moisture: 43 Decanted: (Y/N) N Date Received: 09/03/2009  
 Concentrated Extract Volume: 500 (uL) Date Extracted: 09/03/2009  
 Injection Volume: 2.0 (uL) GPC Factor: 2.00 Date Analyzed: 09/06/2009  
 GPC Cleanup: (Y/N) Y pH: 7.4 Dilution Factor: 1.0

CAS NO.	COMPOUND	CONCENTRATION UNITS:	
		(ug/L or ug/Kg)	UG/KG
91-20-3	Naphthalene	240	J
91-57-6	2-Methylnaphthalene	110	J
208-96-8	Acenaphthylene	190	J
83-32-9	Acenaphthene	280	J

**PRELIMINARY**

SOM01.2 (6/2007)

1E - FORM I SV-2  
SEMIVOLATILE ORGANICS ANALYSIS DATA SHEET

EPA SAMPLE NO.

E3NY3

Lab Name: MITKEM LABORATORIES Contract: EP-W-05-030  
 Lab Code: MITKEM Case No.: 38947 Mod. Ref No.: 1760.0 SDG No.: E3NW2  
 Matrix: (SOIL/SED/WATER) SOIL Lab Sample ID: H1699-11A  
 Sample wt/vol: 30.0 (g/mL) G Lab File ID: S4D5863.D  
 Level: (LOW/MED) LOW Extraction: (Type) SONC  
 % Moisture: 43 Decanted: (Y/N) N Date Received: 09/03/2009  
 Concentrated Extract Volume: 500 (uL) Date Extracted: 09/03/2009  
 Injection Volume: 2.0 (uL) GPC Factor: 2.00 Date Analyzed: 09/06/2009  
 GPC Cleanup: (Y/N) Y pH: 7.4 Dilution Factor: 1.0

CAS NO.	COMPOUND	CONCENTRATION UNITS:		Q
		(ug/L or ug/Kg)	UG/KG	
86-73-7	Fluorene		480	
85-01-8	Phenanthrene		4500	
120-12-7	Anthracene		920	
206-44-0	Fluoranthene		14000	E
129-00-0	Pyrene		5700	E
56-55-3	Benzo(a)anthracene		3200	
218-01-9	Chrysene		4000	
205-99-2	Benzo(b)fluoranthene		6100	E
207-08-9	Benzo(k)fluoranthene		1400	
50-32-8	Benzo(a)pyrene		3100	
193-39-5	Indeno(1,2,3-cd)pyrene		1300	
53-70-3	Dibenzo(a,h)anthracene		550	
191-24-2	Benzo(g,h,i)perylene		1500	

(1) Cannot be separated from Diphenylamine

**PRELIMINARY**

SOM01.2 (6/2007)

1D - FORM I SV-1  
SEMIVOLATILE ORGANICS ANALYSIS DATA SHEET

EPA SAMPLE NO.

E3NY4

Lab Name: MITKEM LABORATORIES Contract: EP-W-05-030  
 Lab Code: MITKEM Case No.: 38947 Mod. Ref No.: 1760.0 SDG No.: E3NW2  
 Matrix: (SOIL/SED/WATER) SOIL Lab Sample ID: H1699-12A  
 Sample wt/vol: 31.8 (g/mL) G Lab File ID: S4D5864.D  
 Level: (LOW/MED) LOW Extraction: (Type) SONC  
 % Moisture: 39 Decanted: (Y/N) N Date Received: 09/03/2009  
 Concentrated Extract Volume: 500 (uL) Date Extracted: 09/03/2009  
 Injection Volume: 2.0 (uL) GPC Factor: 2.00 Date Analyzed: 09/06/2009  
 GPC Cleanup: (Y/N) Y pH: 7.5 Dilution Factor: 1.0

CAS NO.	COMPOUND	CONCENTRATION UNITS:		Q
		(ug/L or ug/Kg)	UG/KG	
91-20-3	Naphthalene		250	J
91-57-6	2-Methylnaphthalene		150	J
208-96-8	Acenaphthylene		190	J
83-32-9	Acenaphthene		400	

**PRELIMINARY**

1E - FORM I SV-2  
SEMIVOLATILE ORGANICS ANALYSIS DATA SHEET

EPA SAMPLE NO.

E3NY4

Lab Name: MITKEM LABORATORIES Contract: EP-W-05-030  
 Lab Code: MITKEM Case No.: 38947 Mod. Ref No.: 1760.0 SDG No.: E3NW2  
 Matrix: (SOIL/SED/WATER) SOIL Lab Sample ID: H1699-12A  
 Sample wt/vol: 31.8 (g/mL) G Lab File ID: S4D5864.D  
 Level: (LOW/MED) LOW Extraction: (Type) SONC  
 % Moisture: 39 Decanted: (Y/N) N Date Received: 09/03/2009  
 Concentrated Extract Volume: 500 (uL) Date Extracted: 09/03/2009  
 Injection Volume: 2.0 (uL) GPC Factor: 2.00 Date Analyzed: 09/06/2009  
 GPC Cleanup: (Y/N) Y pH: 7.5 Dilution Factor: 1.0

CAS NO.	COMPOUND	CONCENTRATION UNITS: (ug/L or ug/Kg)	UG/KG	Q
86-73-7	Fluorene		570	
85-01-8	Phenanthrene		7500	E
120-12-7	Anthracene		1000	
206-44-0	Fluoranthene		20000	E
129-00-0	Pyrene		6400	E
56-55-3	Benzo(a)anthracene		3800	
218-01-9	Chrysene		5000	E
205-99-2	Benzo(b)fluoranthene		7700	E
207-08-9	Benzo(k)fluoranthene		3200	
50-32-8	Benzo(a)pyrene		4700	E
193-39-5	Indeno(1,2,3-cd)pyrene		1600	
53-70-3	Dibenzo(a,h)anthracene		460	
191-24-2	Benzo(g,h,i)perylene		1600	

(1) Cannot be separated from Diphenylamine

**PRELIMINARY**

SOM01.2 (6/2007)



1D - FORM I SV-1  
SEMIVOLATILE ORGANICS ANALYSIS DATA SHEET

EPA SAMPLE NO.

E3NY4MS

Lab Name: MITKEM LABORATORIES Contract: EP-W-05-030  
 Lab Code: MITKEM Case No.: 38947 Mod. Ref No.: 1760.0 SDG No.: E3NW2  
 Matrix: (SOIL/SED/WATER) SOIL Lab Sample ID: H1699-12AMS  
 Sample wt/vol: 30.0 (g/mL) G Lab File ID: S4D5865.D  
 Level: (LOW/MED) LOW Extraction: (Type) SONC  
 % Moisture: 39 Decanted: (Y/N) N Date Received: 09/03/2009  
 Concentrated Extract Volume: 500 (uL) Date Extracted: 09/03/2009  
 Injection Volume: 2.0 (uL) GPC Factor: 2.00 Date Analyzed: 09/06/2009  
 GPC Cleanup: (Y/N) Y pH: 7.5 Dilution Factor: 1.0

CAS NO.	COMPOUND	CONCENTRATION UNITS:		Q
		(ug/L or ug/Kg)	UG/KG	
91-20-3	Naphthalene		180	J
91-57-6	2-Methylnaphthalene		120	J
208-96-8	Acenaphthylene		190	J
83-32-9	Acenaphthene		2100	

**PRELIMINARY**

SOM01.2 (6/2007)

1E - FORM I SV-2  
SEMIVOLATILE ORGANICS ANALYSIS DATA SHEET

EPA SAMPLE NO.

E3NY4MS

Lab Name: MITKEM LABORATORIES Contract: EP-W-05-030  
 Lab Code: MITKEM Case No.: 38947 Mod. Ref No.: 1760.0 SDG No.: E3NW2  
 Matrix: (SOIL/SED/WATER) SOIL Lab Sample ID: H1699-12AMS  
 Sample wt/vol: 30.0 (g/mL) G Lab File ID: S4D5865.D  
 Level: (LOW/MED) LOW Extraction: (Type) SONC  
 % Moisture: 39 Decanted: (Y/N) N Date Received: 09/03/2009  
 Concentrated Extract Volume: 500 (uL) Date Extracted: 09/03/2009  
 Injection Volume: 2.0 (uL) GPC Factor: 2.00 Date Analyzed: 09/06/2009  
 GPC Cleanup: (Y/N) Y pH: 7.5 Dilution Factor: 1.0

CAS NO.	COMPOUND	CONCENTRATION UNITS:		Q
		(ug/L or ug/Kg)	UG/KG	
86-73-7	Fluorene		550	
85-01-8	Phenanthrene		6700	E
120-12-7	Anthracene		1000	
206-44-0	Fluoranthene		23000	E
129-00-0	Pyrene		8400	E
56-55-3	Benzo(a)anthracene		3900	
218-01-9	Chrysene		4900	E
205-99-2	Benzo(b)fluoranthene		8000	E
207-08-9	Benzo(k)fluoranthene		2100	
50-32-8	Benzo(a)pyrene		3900	
193-39-5	Indeno(1,2,3-cd)pyrene		1400	
53-70-3	Dibenzo(a,h)anthracene		470	
191-24-2	Benzo(g,h,i)perylene		1500	

(1) Cannot be separated from Diphenylamine

**PRELIMINARY**

SOM01.2 (6/2007)

1D - FORM I SV-1  
SEMIVOLATILE ORGANICS ANALYSIS DATA SHEET

EPA SAMPLE NO.

E3NY4MSD

Lab Name: MITKEM LABORATORIES Contract: EP-W-05-030  
 Lab Code: MITKEM Case No.: 38947 Mod. Ref No.: 1760.0 SDG No.: E3NW2  
 Matrix: (SOIL/SED/WATER) SOIL Lab Sample ID: H1699-12AMSD  
 Sample wt/vol: 30.5 (g/mL) G Lab File ID: S4D5866.D  
 Level: (LOW/MED) LOW Extraction: (Type) SONC  
 % Moisture: 39 Decanted: (Y/N) N Date Received: 09/03/2009  
 Concentrated Extract Volume: 500 (uL) Date Extracted: 09/03/2009  
 Injection Volume: 2.0 (uL) GPC Factor: 2.00 Date Analyzed: 09/06/2009  
 GPC Cleanup: (Y/N) Y pH: 7.5 Dilution Factor: 1.0

CAS NO.	COMPOUND	CONCENTRATION UNITS:		Q
		(ug/L or ug/Kg)	UG/KG	
91-20-3	Naphthalene		120	J
91-57-6	2-Methylnaphthalene		71	J
208-96-8	Acenaphthylene		160	J
83-32-9	Acenaphthene		1700	

**PRELIMINARY**

SOM01.2 (6/2007)

1E - FORM I SV-2  
SEMIVOLATILE ORGANICS ANALYSIS DATA SHEET

EPA SAMPLE NO.

E3NY4MSD

Lab Name: MITKEM LABORATORIES Contract: EP-W-05-030  
 Lab Code: MITKEM Case No.: 38947 Mod. Ref No.: 1760.0 SDG No.: E3NW2  
 Matrix: (SOIL/SED/WATER) SOIL Lab Sample ID: H1699-12AMSD  
 Sample wt/vol: 30.5 (g/mL) G Lab File ID: S4D5866.D  
 Level: (LOW/MED) LOW Extraction: (Type) SONC  
 % Moisture: 39 Decanted: (Y/N) N Date Received: 09/03/2009  
 Concentrated Extract Volume: 500 (uL) Date Extracted: 09/03/2009  
 Injection Volume: 2.0 (uL) GPC Factor: 2.00 Date Analyzed: 09/06/2009  
 GPC Cleanup: (Y/N) Y pH: 7.5 Dilution Factor: 1.0

CAS NO.	COMPOUND	CONCENTRATION UNITS: (ug/L or ug/Kg)	UG/KG	Q
86-73-7	Fluorene		350	
85-01-8	Phenanthrene		3900	
120-12-7	Anthracene		630	
206-44-0	Fluoranthene		13000	E
129-00-0	Pyrene		7300	E
56-55-3	Benzo(a)anthracene		2600	
218-01-9	Chrysene		3500	
205-99-2	Benzo(b)fluoranthene		6500	E
207-08-9	Benzo(k)fluoranthene		1500	
50-32-8	Benzo(a)pyrene		2800	
193-39-5	Indeno(1,2,3-cd)pyrene		980	
53-70-3	Dibenzo(a,h)anthracene		310	
191-24-2	Benzo(g,h,i)perylene		1100	

(1) Cannot be separated from Diphenylamine

**PRELIMINARY**

SOM01.2 (6/2007)

1D - FORM I SV-1  
SEMIVOLATILE ORGANICS ANALYSIS DATA SHEET

EPA SAMPLE NO.

E3NY5

Lab Name: MITKEM LABORATORIES Contract: EP-W-05-030  
 Lab Code: MITKEM Case No.: 38947 Mod. Ref No.: 1760.0 SDG No.: E3NW2  
 Matrix: (SOIL/SED/WATER) SOIL Lab Sample ID: H1699-13A  
 Sample wt/vol: 31.0 (g/mL) G Lab File ID: S4D5867.D  
 Level: (LOW/MED) LOW Extraction: (Type) SONC  
 % Moisture: 43 Decanted: (Y/N) N Date Received: 09/03/2009  
 Concentrated Extract Volume: 500 (uL) Date Extracted: 09/03/2009  
 Injection Volume: 2.0 (uL) GPC Factor: 2.00 Date Analyzed: 09/06/2009  
 GPC Cleanup: (Y/N) Y pH: 7.5 Dilution Factor: 1.0

CAS NO.	COMPOUND	CONCENTRATION UNITS:		Q
		(ug/L or ug/Kg)	UG/KG	
91-20-3	Naphthalene		160	J
91-57-6	2-Methylnaphthalene		96	J
208-96-8	Acenaphthylene		140	J
83-32-9	Acenaphthene		300	

**PRELIMINARY**

SOM01.2 (6/2007)

1E - FORM I SV-2  
SEMIVOLATILE ORGANICS ANALYSIS DATA SHEET

EPA SAMPLE NO.

E3NY5

Lab Name: MITKEM LABORATORIES Contract: EP-W-05-030  
 Lab Code: MITKEM Case No.: 38947 Mod. Ref No.: 1760.0 SDG No.: E3NW2  
 Matrix: (SOIL/SED/WATER) SOIL Lab Sample ID: H1699-13A  
 Sample wt/vol: 31.0 (g/mL) G Lab File ID: S4D5867.D  
 Level: (LOW/MED) LOW Extraction: (Type) SONC  
 % Moisture: 43 Decanted: (Y/N) N Date Received: 09/03/2009  
 Concentrated Extract Volume: 500 (uL) Date Extracted: 09/03/2009  
 Injection Volume: 2.0 (uL) GPC Factor: 2.00 Date Analyzed: 09/06/2009  
 GPC Cleanup: (Y/N) Y pH: 7.5 Dilution Factor: 1.0

CAS NO.	COMPOUND	CONCENTRATION UNITS: (ug/L or ug/Kg)	UG/KG	Q
86-73-7	Fluorene		360	
85-01-8	Phenanthrene		4000	
120-12-7	Anthracene		550	
206-44-0	Fluoranthene		14000	E
129-00-0	Pyrene		2700	
56-55-3	Benzo(a)anthracene		1900	
218-01-9	Chrysene		2500	
205-99-2	Benzo(b)fluoranthene		5700	E
207-08-9	Benzo(k)fluoranthene		1900	
50-32-8	Benzo(a)pyrene		2700	
193-39-5	Indeno(1,2,3-cd)pyrene		530	
53-70-3	Dibenzo(a,h)anthracene		150	J
191-24-2	Benzo(g,h,i)perylene		540	

(1) Cannot be separated from Diphenylamine

**PRELIMINARY**

SOM01.2 (6/2007)

1D - FORM I SV-1  
SEMIVOLATILE ORGANICS ANALYSIS DATA SHEET

EPA SAMPLE NO.

E3NY6

Lab Name: MITKEM LABORATORIES Contract: EP-W-05-030  
 Lab Code: MITKEM Case No.: 38947 Mod. Ref No.: 1760.0 SDG No.: E3NW2  
 Matrix: (SOIL/SED/WATER) SOIL Lab Sample ID: H1699-14A  
 Sample wt/vol: 31.1 (g/mL) G Lab File ID: S4D5868.D  
 Level: (LOW/MED) LOW Extraction: (Type) SONC  
 % Moisture: 44 Decanted: (Y/N) N Date Received: 09/03/2009  
 Concentrated Extract Volume: 500 (uL) Date Extracted: 09/03/2009  
 Injection Volume: 2.0 (uL) GPC Factor: 2.00 Date Analyzed: 09/06/2009  
 GPC Cleanup: (Y/N) Y pH: 7.5 Dilution Factor: 1.0

CAS NO.	COMPOUND	CONCENTRATION UNITS:	
		(ug/L or ug/Kg)	UG/KG
91-20-3	Naphthalene	150	J
91-57-6	2-Methylnaphthalene	120	J
208-96-8	Acenaphthylene	140	J
83-32-9	Acenaphthene	250	J

**PRELIMINARY**

1E - FORM I SV-2  
SEMIVOLATILE ORGANICS ANALYSIS DATA SHEET

EPA SAMPLE NO.

E3NY6

Lab Name: MITKEM LABORATORIES Contract: EP-W-05-030  
 Lab Code: MITKEM Case No.: 38947 Mod. Ref No.: 1760.0 SDG No.: E3NW2  
 Matrix: (SOIL/SED/WATER) SOIL Lab Sample ID: H1699-14A  
 Sample wt/vol: 31.1 (g/mL) G Lab File ID: S4D5868.D  
 Level: (LOW/MED) LOW Extraction: (Type) SONC  
 % Moisture: 44 Decanted: (Y/N) N Date Received: 09/03/2009  
 Concentrated Extract Volume: 500 (uL) Date Extracted: 09/03/2009  
 Injection Volume: 2.0 (uL) GPC Factor: 2.00 Date Analyzed: 09/06/2009  
 GPC Cleanup: (Y/N) Y pH: 7.5 Dilution Factor: 1.0

CAS NO.	COMPOUND	CONCENTRATION UNITS:		Q
		(ug/L or ug/Kg)	UG/KG	
86-73-7	Fluorene		360	
85-01-8	Phenanthrene		4400	
120-12-7	Anthracene		770	
206-44-0	Fluoranthene		15000	E
129-00-0	Pyrene		3700	
56-55-3	Benzo(a)anthracene		2700	
218-01-9	Chrysene		3100	
205-99-2	Benzo(b)fluoranthene		5700	E
207-08-9	Benzo(k)fluoranthene		3600	
50-32-8	Benzo(a)pyrene		3100	
193-39-5	Indeno(1,2,3-cd)pyrene		850	
53-70-3	Dibenzo(a,h)anthracene		290	
191-24-2	Benzo(g,h,i)perylene		830	

(1) Cannot be separated from Diphenylamine

**PRELIMINARY**



1D - FORM I SV-1  
SEMIVOLATILE ORGANICS ANALYSIS DATA SHEET

EPA SAMPLE NO.

E3NY7

Lab Name: MITKEM LABORATORIES Contract: EP-W-05-030  
 Lab Code: MITKEM Case No.: 38947 Mod. Ref No.: 1760.0 SDG No.: E3NW2  
 Matrix: (SOIL/SED/WATER) SOIL Lab Sample ID: H1699-15A  
 Sample wt/vol: 30.5 (g/mL) G Lab File ID: S4D5869.D  
 Level: (LOW/MED) LOW Extraction: (Type) SONC  
 % Moisture: 39 Decanted: (Y/N) N Date Received: 09/03/2009  
 Concentrated Extract Volume: 500 (uL) Date Extracted: 09/03/2009  
 Injection Volume: 2.0 (uL) GPC Factor: 2.00 Date Analyzed: 09/06/2009  
 GPC Cleanup: (Y/N) Y pH: 7.6 Dilution Factor: 1.0

CAS NO.	COMPOUND	CONCENTRATION UNITS:		Q
		(ug/L or ug/Kg)	UG/KG	
91-20-3	Naphthalene		100	J
91-57-6	2-Methylnaphthalene		110	J
208-96-8	Acenaphthylene		110	J
83-32-9	Acenaphthene		250	J

**PRELIMINARY**

1E - FORM I SV-2  
SEMIVOLATILE ORGANICS ANALYSIS DATA SHEET

EPA SAMPLE NO.

E3NY7

Lab Name: MITKEM LABORATORIES Contract: EP-W-05-030  
 Lab Code: MITKEM Case No.: 38947 Mod. Ref No.: 1760.0 SDG No.: E3NW2  
 Matrix: (SOIL/SED/WATER) SOIL Lab Sample ID: H1699-15A  
 Sample wt/vol: 30.5 (g/mL) G Lab File ID: S4D5869.D  
 Level: (LOW/MED) LOW Extraction: (Type) SONC  
 % Moisture: 39 Decanted: (Y/N) N Date Received: 09/03/2009  
 Concentrated Extract Volume: 500 (uL) Date Extracted: 09/03/2009  
 Injection Volume: 2.0 (uL) GPC Factor: 2.00 Date Analyzed: 09/06/2009  
 GPC Cleanup: (Y/N) Y pH: 7.6 Dilution Factor: 1.0

CAS NO.	COMPOUND	CONCENTRATION UNITS: (ug/L or ug/Kg)	UG/KG	Q
86-73-7	Fluorene		250	J
85-01-8	Phenanthrene		2400	
120-12-7	Anthracene		400	
206-44-0	Fluoranthene		6300	E
129-00-0	Pyrene		2100	
56-55-3	Benzo(a)anthracene		1700	
218-01-9	Chrysene		1600	
205-99-2	Benzo(b)fluoranthene		3100	
207-08-9	Benzo(k)fluoranthene		850	
50-32-8	Benzo(a)pyrene		1500	
193-39-5	Indeno(1,2,3-cd)pyrene		480	
53-70-3	Dibenzo(a,h)anthracene		190	J
191-24-2	Benzo(g,h,i)perylene		490	

(1) Cannot be separated from Diphenylamine

**PRELIMINARY**

SOM01.2 (6/2007)

1D - FORM I SV-1  
SEMIVOLATILE ORGANICS ANALYSIS DATA SHEET

EPA SAMPLE NO.

E3NY8

Lab Name: MITKEM LABORATORIES Contract: EP-W-05-030  
 Lab Code: MITKEM Case No.: 38947 Mod. Ref No.: 1760.0 SDG No.: E3NW2  
 Matrix: (SOIL/SED/WATER) SOIL Lab Sample ID: H1699-16A  
 Sample wt/vol: 30.0 (g/mL) G Lab File ID: S4D5870.D  
 Level: (LOW/MED) LOW Extraction: (Type) SONC  
 % Moisture: 47 Decanted: (Y/N) N Date Received: 09/03/2009  
 Concentrated Extract Volume: 500 (uL) Date Extracted: 09/03/2009  
 Injection Volume: 2.0 (uL) GPC Factor: 2.00 Date Analyzed: 09/06/2009  
 GPC Cleanup: (Y/N) Y pH: 8.0 Dilution Factor: 1.0

CAS NO.	COMPOUND	CONCENTRATION UNITS:		Q
		(ug/L or ug/Kg)	UG/KG	
91-20-3	Naphthalene		320	U
91-57-6	2-Methylnaphthalene		320	U
208-96-8	Acenaphthylene		320	U
83-32-9	Acenaphthene		320	U

**PRELIMINARY**

1E - FORM I SV-2  
SEMIVOLATILE ORGANICS ANALYSIS DATA SHEET

EPA SAMPLE NO.

E3NY8

Lab Name: MITKEM LABORATORIES Contract: EP-W-05-030  
 Lab Code: MITKEM Case No.: 38947 Mod. Ref No.: 1760.0 SDG No.: E3NW2  
 Matrix: (SOIL/SED/WATER) SOIL Lab Sample ID: H1699-16A  
 Sample wt/vol: 30.0 (g/mL) G Lab File ID: S4D5870.D  
 Level: (LOW/MED) LOW Extraction: (Type) SONC  
 % Moisture: 47 Decanted: (Y/N) N Date Received: 09/03/2009  
 Concentrated Extract Volume: 500 (uL) Date Extracted: 09/03/2009  
 Injection Volume: 2.0 (uL) GPC Factor: 2.00 Date Analyzed: 09/06/2009  
 GPC Cleanup: (Y/N) Y pH: 8.0 Dilution Factor: 1.0

CAS NO.	COMPOUND	CONCENTRATION UNITS:		Q
		(ug/L or ug/Kg)	UG/KG	
86-73-7	Fluorene		320	U
85-01-8	Phenanthrene		320	U
120-12-7	Anthracene		320	U
206-44-0	Fluoranthene		320	U
129-00-0	Pyrene		320	U
56-55-3	Benzo(a)anthracene		320	U
218-01-9	Chrysene		320	U
205-99-2	Benzo(b)fluoranthene		320	U
207-08-9	Benzo(k)fluoranthene		320	U
50-32-8	Benzo(a)pyrene		320	U
193-39-5	Indeno(1,2,3-cd)pyrene		320	U
53-70-3	Dibenzo(a,h)anthracene		320	U
191-24-2	Benzo(g,h,i)perylene		320	U

(1) Cannot be separated from Diphenylamine

**PRELIMINARY**

SOM01.2 (6/2007)

1D - FORM I SV-1  
SEMIVOLATILE ORGANICS ANALYSIS DATA SHEET

EPA SAMPLE NO.

E3NZ5

Lab Name: MITKEM LABORATORIES Contract: EP-W-05-030  
 Lab Code: MITKEM Case No.: 38947 Mod. Ref No.: 1760.0 SDG No.: E3NW2  
 Matrix: (SOIL/SED/WATER) SOIL Lab Sample ID: H1699-17A  
 Sample wt/vol: 30.9 (g/mL) G Lab File ID: S4D5871.D  
 Level: (LOW/MED) LOW Extraction: (Type) SONC  
 % Moisture: 38 Decanted: (Y/N) N Date Received: 09/03/2009  
 Concentrated Extract Volume: 500 (uL) Date Extracted: 09/03/2009  
 Injection Volume: 2.0 (uL) GPC Factor: 2.00 Date Analyzed: 09/06/2009  
 GPC Cleanup: (Y/N) Y pH: 7.3 Dilution Factor: 1.0

CAS NO.	COMPOUND	CONCENTRATION UNITS:		Q
		(ug/L or ug/Kg)	UG/KG	
91-20-3	Naphthalene		170	J
91-57-6	2-Methylnaphthalene		160	J
208-96-8	Acenaphthylene		570	
83-32-9	Acenaphthene		800	

**PRELIMINARY**

1E - FORM I SV-2  
SEMIVOLATILE ORGANICS ANALYSIS DATA SHEET

EPA SAMPLE NO.

E3NZ5

Lab Name: MITKEM LABORATORIES Contract: EP-W-05-030  
 Lab Code: MITKEM Case No.: 38947 Mod. Ref. No.: 1760.0 SDG No.: E3NW2  
 Matrix: (SOIL/SED/WATER) SOIL Lab Sample ID: H1699-17A  
 Sample wt/vol: 30.9 (g/mL) G Lab File ID: S4D5871.D  
 Level: (LOW/MED) LOW Extraction: (Type) SONC  
 % Moisture: 38 Decanted: (Y/N) N Date Received: 09/03/2009  
 Concentrated Extract Volume: 500 (uL) Date Extracted: 09/03/2009  
 Injection Volume: 2.0 (uL) GPC Factor: 2.00 Date Analyzed: 09/06/2009  
 GPC Cleanup: (Y/N) Y pH: 7.3 Dilution Factor: 1.0

CAS NO.	COMPOUND	CONCENTRATION UNITS: <u>UG/KG</u> (ug/L or ug/Kg)	<u>Q</u>
86-73-7	Fluorene	1700	
85-01-8	Phenanthrene	23000	E
120-12-7	Anthracene	2900	
206-44-0	Fluoranthene	36000	E
129-00-0	Pyrene	7000	E
56-55-3	Benzo(a)anthracene	6500	E
218-01-9	Chrysene	4900	E
205-99-2	Benzo(b)fluoranthene	14000	E
207-08-9	Benzo(k)fluoranthene	2800	
50-32-8	Benzo(a)pyrene	8600	E
193-39-5	Indeno(1,2,3-cd)pyrene	2000	
53-70-3	Dibenzo(a,h)anthracene	570	
191-24-2	Benzo(g,h,i)perylene	1700	

(1) Cannot be separated from Diphenylamine

**PRELIMINARY**

SOM01.2 (6/2007)

1D - FORM I SV-1  
SEMIVOLATILE ORGANICS ANALYSIS DATA SHEET

EPA SAMPLE NO.

E3NZ6

Lab Name: MITKEM LABORATORIES Contract: EP-W-05-030  
 Lab Code: MITKEM Case No.: 38947 Mod. Ref No.: 1760.0 SDG No.: E3NW2  
 Matrix: (SOIL/SED/WATER) SOIL Lab Sample ID: H1699-18A  
 Sample wt/vol: 30.1 (g/mL) G Lab File ID: S4D5872.D  
 Level: (LOW/MED) LOW Extraction: (Type) SONC  
 % Moisture: 41 Decanted: (Y/N) N Date Received: 09/03/2009  
 Concentrated Extract Volume: 500 (uL) Date Extracted: 09/03/2009  
 Injection Volume: 2.0 (uL) GPC Factor: 2.00 Date Analyzed: 09/06/2009  
 GPC Cleanup: (Y/N) Y pH: 7.2 Dilution Factor: 1.0

CAS NO.	COMPOUND	CONCENTRATION UNITS:	
		(ug/L or ug/Kg)	UG/KG
91-20-3	Naphthalene	240	J
91-57-6	2-Methylnaphthalene	160	J
208-96-8	Acenaphthylene	380	
83-32-9	Acenaphthene	350	

**PRELIMINARY**

SOM01.2 (6/2007)

1E - FORM I SV-2  
SEMIVOLATILE ORGANICS ANALYSIS DATA SHEET

EPA SAMPLE NO.

E3NZ6

Lab Name: MITKEM LABORATORIES Contract: EP-W-05-030  
 Lab Code: MITKEM Case No.: 38947 Mod. Ref No.: 1760.0 SDG No.: E3NW2  
 Matrix: (SOIL/SED/WATER) SOIL Lab Sample ID: H1699-18A  
 Sample wt/vol: 30.1 (g/mL) G Lab File ID: S4D5872.D  
 Level: (LOW/MED) LOW Extraction: (Type) SONC  
 % Moisture: 41 Decanted: (Y/N) N Date Received: 09/03/2009  
 Concentrated Extract Volume: 500 (uL) Date Extracted: 09/03/2009  
 Injection Volume: 2.0 (uL) GPC Factor: 2.00 Date Analyzed: 09/06/2009  
 GPC Cleanup: (Y/N) Y pH: 7.2 Dilution Factor: 1.0

CAS NO.	COMPOUND	CONCENTRATION UNITS: UG/KG	
		(ug/L or ug/Kg)	Q
86-73-7	Fluorene	800	
85-01-8	Phenanthrene	12000	E
120-12-7	Anthracene	1600	
206-44-0	Fluoranthene	31000	E
129-00-0	Pyrene	6100	E
56-55-3	Benzo(a)anthracene	4600	E
218-01-9	Chrysene	4600	E
205-99-2	Benzo(b)fluoranthene	13000	E
207-08-9	Benzo(k)fluoranthene	4800	E
50-32-8	Benzo(a)pyrene	6300	E
193-39-5	Indeno(1,2,3-cd)pyrene	1200	
53-70-3	Dibenzo(a,h)anthracene	430	
191-24-2	Benzo(g,h,i)perylene	1200	

(1) Cannot be separated from Diphenylamine

**PRELIMINARY**

SOM01.2 (6/2007)



1D - FORM I SV-1  
SEMIVOLATILE ORGANICS ANALYSIS DATA SHEET

EPA SAMPLE NO.

E3NZ7

Lab Name: MITKEM LABORATORIES Contract: EP-W-05-030  
 Lab Code: MITKEM Case No.: 38947 Mod. Ref No.: 1760.0 SDG No.: E3NW2  
 Matrix: (SOIL/SED/WATER) SOIL Lab Sample ID: H1699-19A  
 Sample wt/vol: 30.7 (g/mL) G Lab File ID: S4D5873.D  
 Level: (LOW/MED) LOW Extraction: (Type) SONC  
 % Moisture: 37 Decanted: (Y/N) N Date Received: 09/03/2009  
 Concentrated Extract Volume: 500 (uL) Date Extracted: 09/03/2009  
 Injection Volume: 2.0 (uL) GPC Factor: 2.00 Date Analyzed: 09/06/2009  
 GPC Cleanup: (Y/N) Y pH: 7.6 Dilution Factor: 1.0

CAS NO.	COMPOUND	CONCENTRATION UNITS:		Q
		(ug/L or ug/Kg)	UG/KG	
91-20-3	Naphthalene		210	J
91-57-6	2-Methylnaphthalene		99	J
208-96-8	Acenaphthylene		170	J
83-32-9	Acenaphthene		230	J

PRELIMINARY

1E - FORM I SV-2  
SEMIVOLATILE ORGANICS ANALYSIS DATA SHEET

EPA SAMPLE NO.

E3NZ7

Lab Name: MITKEM LABORATORIES Contract: EP-W-05-030  
 Lab Code: MITKEM Case No.: 38947 Mod. Ref No.: 1760.0 SDG No.: E3NW2  
 Matrix: (SOIL/SED/WATER) SOIL Lab Sample ID: H1699-19A  
 Sample wt/vol: 30.7 (g/mL) G Lab File ID: S4D5873.D  
 Level: (LOW/MED) LOW Extraction: (Type) SONC  
 % Moisture: 37 Decanted: (Y/N) N Date Received: 09/03/2009  
 Concentrated Extract Volume: 500 (uL) Date Extracted: 09/03/2009  
 Injection Volume: 2.0 (uL) GPC Factor: 2.00 Date Analyzed: 09/06/2009  
 GPC Cleanup: (Y/N) Y pH: 7.6 Dilution Factor: 1.0

CAS NO.	COMPOUND	CONCENTRATION UNITS:		Q
		(ug/L or ug/Kg)	UG/KG	
86-73-7	Fluorene		300	
85-01-8	Phenanthrene		3500	
120-12-7	Anthracene		640	
206-44-0	Fluoranthene		13000	E
129-00-0	Pyrene		3300	
56-55-3	Benzo(a)anthracene		2000	
218-01-9	Chrysene		2800	
205-99-2	Benzo(b)fluoranthene		4200	E
207-08-9	Benzo(k)fluoranthene		1700	
50-32-8	Benzo(a)pyrene		2400	
193-39-5	Indeno(1,2,3-cd)pyrene		770	
53-70-3	Dibenzo(a,h)anthracene		250	J
191-24-2	Benzo(g,h,i)perylene		770	

(1) Cannot be separated from Diphenylamine

**PRELIMINARY**

SOM01.2 (6/2007)

1D - FORM I SV-1  
SEMIVOLATILE ORGANICS ANALYSIS DATA SHEET

EPA SAMPLE NO.

E3NZ8

Lab Name: MITKEM LABORATORIES Contract: EP-W-05-030  
Lab Code: MITKEM Case No.: 38947 Mod. Ref No.: 1760.0 SDG No.: E3NW2  
Matrix: (SOIL/SED/WATER) SOIL Lab Sample ID: H1699-20A  
Sample wt/vol: 31.8 (g/mL) G Lab File ID: S4D5874.D  
Level: (LOW/MED) LOW Extraction: (Type) SONC  
% Moisture: 36 Decanted: (Y/N) N Date Received: 09/03/2009  
Concentrated Extract Volume: 500 (uL) Date Extracted: 09/03/2009  
Injection Volume: 2.0 (uL) GPC Factor: 2.00 Date Analyzed: 09/06/2009  
GPC Cleanup: (Y/N) Y pH: 7.8 Dilution Factor: 1.0

CAS NO.	COMPOUND	CONCENTRATION UNITS:		Q
		(ug/L or ug/Kg)	UG/KG	
91-20-3	Naphthalene		67	J
91-57-6	2-Methylnaphthalene		250	U
208-96-8	Acenaphthylene		250	U
83-32-9	Acenaphthene		250	U

**PRELIMINARY**

1E - FORM I SV-2  
SEMIVOLATILE ORGANICS ANALYSIS DATA SHEET

EPA SAMPLE NO.

E3NZ8

Lab Name: MITKEM LABORATORIES Contract: EP-W-05-030  
 Lab Code: MITKEM Case No.: 38947 Mod. Ref No.: 1760.0 SDG No.: E3NW2  
 Matrix: (SOIL/SED/WATER) SOIL Lab Sample ID: H1699-20A  
 Sample wt/vol: 31.8 (g/mL) G Lab File ID: S4D5874.D  
 Level: (LOW/MED) LOW Extraction: (Type) SONC  
 % Moisture: 36 Decanted: (Y/N) N Date Received: 09/03/2009  
 Concentrated Extract Volume: 500 (uL) Date Extracted: 09/03/2009  
 Injection Volume: 2.0 (uL) GPC Factor: 2.00 Date Analyzed: 09/06/2009  
 GPC Cleanup: (Y/N) Y pH: 7.8 Dilution Factor: 1.0

CAS NO.	COMPOUND	CONCENTRATION UNITS:		Q
		(ug/L or ug/Kg)	UG/KG	
86-73-7	Fluorene		53	J
85-01-8	Phenanthrene		490	
120-12-7	Anthracene		96	J
206-44-0	Fluoranthene		810	
129-00-0	Pyrene		680	
56-55-3	Benzo(a)anthracene		380	
218-01-9	Chrysene		330	
205-99-2	Benzo(b)fluoranthene		340	
207-08-9	Benzo(k)fluoranthene		270	
50-32-8	Benzo(a)pyrene		290	
193-39-5	Indeno(1,2,3-cd)pyrene		180	J
53-70-3	Dibenzo(a,h)anthracene		56	J
191-24-2	Benzo(g,h,i)perylene		170	J

(1) Cannot be separated from Diphenylamine

**PRELIMINARY**

1F - FORM I SV-SIM  
SEMIVOLATILE SIM ORGANICS ANALYSIS DATA SHEET

EPA SAMPLE NO.

E3NW2

Lab Name: MITKEM LABORATORIES Contract: EP-W-05-030  
 Lab Code: MITKEM Case No.: 38947 Mod. Ref No.: \_\_\_\_\_ SDG No.: E3NW2  
 Matrix: (SOIL/SED/WATER) SOIL Lab Sample ID: H1699-01A  
 Sample wt/vol: 30.3 (g/mL) G Lab File ID: S5A5882B.D  
 Extraction: (Type) SONC  
 % Moisture: 37 Decanted: (Y/N) N Date Received: 09/02/2009  
 Concentrated Extract Volume: 10000 (uL) Date Extracted: 09/03/2009  
 Injection Volume: 2.0 (uL) GPC Factor: 0.10 Date Analyzed: 09/06/2009  
 GPC Cleanup: (Y/N) Y pH: 7.6 Dilution Factor: 1.0

CAS NO.	COMPOUND	CONCENTRATION UNITS:	
		(ug/L or ug/Kg)	UG/KG
91-20-3	Naphthalene	5.2	U
91-57-6	2-Methylnaphthalene	5.2	U
208-96-8	Acenaphthylene	5.2	U
83-32-9	Acenaphthene	5.2	U
86-73-7	Fluorene	5.2	U
85-01-8	Phenanthrene	13	
120-12-7	Anthracene	5.2	U
206-44-0	Fluoranthene	29	
129-00-0	Pyrene	25	
56-55-3	Benzo (a) anthracene	12	
218-01-9	Chrysene	15	
205-99-2	Benzo (b) fluoranthene	19	
207-08-9	Benzo (k) fluoranthene	5.2	U
50-32-8	Benzo (a) pyrene	12	
193-39-5	Indeno (1, 2, 3-cd) pyrene	5.2	U
53-70-3	Dibenzo (a, h) anthracene	5.2	U
191-24-2	Benzo (g, h, i) perylene	5.2	U

**PRELIMINARY**

1F - FORM I SV-SIM  
SEMIVOLATILE SIM ORGANICS ANALYSIS DATA SHEET

EPA SAMPLE NO.

E3NW3

Lab Name: MITKEM LABORATORIES Contract: EP-W-05-030  
 Lab Code: MITKEM Case No.: 38947 Mod. Ref No.: \_\_\_\_\_ SDG No.: E3NW2  
 Matrix: (SOIL/SED/WATER) SOIL Lab Sample ID: H1699-02A  
 Sample wt/vol: 30.9 (g/mL) G Lab File ID: S5A5883.D  
 Extraction: (Type) SONC  
 % Moisture: 33 Decanted: (Y/N) N Date Received: 09/02/2009  
 Concentrated Extract Volume: 10000 (uL) Date Extracted: 09/03/2009  
 Injection Volume: 2.0 (uL) GPC Factor: 0.10 Date Analyzed: 09/06/2009  
 GPC Cleanup: (Y/N) Y pH: 7.3 Dilution Factor: 1.0

CAS NO.	COMPOUND	CONCENTRATION UNITS:		Q
		(ug/L or ug/Kg)	UG/KG	
91-20-3	Naphthalene		26	
91-57-6	2-Methylnaphthalene		34	
208-96-8	Acenaphthylene		13	
83-32-9	Acenaphthene		47	
86-73-7	Fluorene		62	E
85-01-8	Phenanthrene		1000	E
120-12-7	Anthracene		160	E
206-44-0	Fluoranthene		1400	E
129-00-0	Pyrene		790	E
56-55-3	Benzo(a)anthracene		660	E
218-01-9	Chrysene		460	E
205-99-2	Benzo(b)fluoranthene		870	E
207-08-9	Benzo(k)fluoranthene		230	E
50-32-8	Benzo(a)pyrene		450	E
193-39-5	Indeno(1,2,3-cd)pyrene		270	E
53-70-3	Dibenzo(a,h)anthracene		79	E
191-24-2	Benzo(g,h,i)perylene		290	E

PRELIMINARY

1F - FORM I SV-SIM  
SEMIVOLATILE SIM ORGANICS ANALYSIS DATA SHEET

EPA SAMPLE NO.

E3NW4

Lab Name: MITKEM LABORATORIES Contract: EP-W-05-030  
 Lab Code: MITKEM Case No.: 38947 Mod. Ref No.: \_\_\_\_\_ SDG No.: E3NW2  
 Matrix: (SOIL/SED/WATER) SOIL Lab Sample ID: H1699-03A  
 Sample wt/vol: 30.7 (g/mL) G Lab File ID: S5A5884.D  
 Extraction: (Type) SONC  
 % Moisture: 24 Decanted: (Y/N) N Date Received: 09/02/2009  
 Concentrated Extract Volume: 10000 (uL) Date Extracted: 09/03/2009  
 Injection Volume: 2.0 (uL) GPC Factor: 0.10 Date Analyzed: 09/06/2009  
 GPC Cleanup: (Y/N) Y pH: 7.5 Dilution Factor: 1.0

CAS NO.	COMPOUND	CONCENTRATION UNITS:		Q
		(ug/L or ug/Kg)	UG/KG	
91-20-3	Naphthalene		8.0	
91-57-6	2-Methylnaphthalene		5.8	
208-96-8	Acenaphthylene		4.5	
83-32-9	Acenaphthene		6.7	
86-73-7	Fluorene		8.6	
85-01-8	Phenanthrene		120	E
120-12-7	Anthracene		24	
206-44-0	Fluoranthene		230	E
129-00-0	Pyrene		210	E
56-55-3	Benzo(a)anthracene		110	E
218-01-9	Chrysene		96	E
205-99-2	Benzo(b)fluoranthene		180	E
207-08-9	Benzo(k)fluoranthene		44	E
50-32-8	Benzo(a)pyrene		98	E
193-39-5	Indeno(1,2,3-cd)pyrene		57	E
53-70-3	Dibenzo(a,h)anthracene		17	
191-24-2	Benzo(g,h,i)perylene		62	E

PRELIMINARY

1F - FORM I SV-SIM  
SEMIVOLATILE SIM ORGANICS ANALYSIS DATA SHEET

EPA SAMPLE NO.

E3NW5

Lab Name: MITKEM LABORATORIES Contract: EP-W-05-030  
 Lab Code: MITKEM Case No.: 38947 Mod. Ref No.: \_\_\_\_\_ SDG No.: E3NW2  
 Matrix: (SOIL/SED/WATER) SOIL Lab Sample ID: H1699-04A  
 Sample wt/vol: 31.7 (g/mL) G Lab File ID: S5A5885.D  
 Extraction: (Type) SONC  
 % Moisture: 29 Decanted: (Y/N) N Date Received: 09/02/2009  
 Concentrated Extract Volume: 10000 (uL) Date Extracted: 09/03/2009  
 Injection Volume: 2.0 (uL) GPC Factor: 0.10 Date Analyzed: 09/06/2009  
 GPC Cleanup: (Y/N) Y pH: 7.5 Dilution Factor: 1.0

CAS NO.	COMPOUND	CONCENTRATION UNITS:		Q
		(ug/L or ug/Kg)	UG/KG	
91-20-3	Naphthalene		4.4	U
91-57-6	2-Methylnaphthalene		4.4	U
208-96-8	Acenaphthylene		4.4	U
83-32-9	Acenaphthene		4.4	U
86-73-7	Fluorene		4.4	U
85-01-8	Phenanthrene		8.6	
120-12-7	Anthracene		4.4	U
206-44-0	Fluoranthene		12	
129-00-0	Pyrene		12	
56-55-3	Benzo (a) anthracene		5.7	
218-01-9	Chrysene		6.3	
205-99-2	Benzo (b) fluoranthene		4.4	U
207-08-9	Benzo (k) fluoranthene		4.4	U
50-32-8	Benzo (a) pyrene		4.4	U
193-39-5	Indeno (1, 2, 3-cd) pyrene		4.4	U
53-70-3	Dibenzo (a, h) anthracene		4.4	U
191-24-2	Benzo (g, h, i) perylene		4.4	U

PRELIMINARY



1F - FORM I SV-SIM  
SEMIVOLATILE SIM ORGANICS ANALYSIS DATA SHEET

EPA SAMPLE NO.

E3NX7

Lab Name: MITKEM LABORATORIES Contract: EP-W-05-030  
 Lab Code: MITKEM Case No.: 38947 Mod. Ref No.: \_\_\_\_\_ SDG No.: E3NW2  
 Matrix: (SOIL/SED/WATER) SOIL Lab Sample ID: H1699-05A  
 Sample wt/vol: 30.0 (g/mL) G Lab File ID: S5A5886.D  
 Extraction: (Type) SONC  
 % Moisture: 41 Decanted: (Y/N) N Date Received: 09/03/2009  
 Concentrated Extract Volume: 10000 (uL) Date Extracted: 09/03/2009  
 Injection Volume: 2.0 (uL) GPC Factor: 0.10 Date Analyzed: 09/06/2009  
 GPC Cleanup: (Y/N) Y pH: 7.8 Dilution Factor: 1.0

CAS NO.	COMPOUND	CONCENTRATION UNITS:		Q
		(ug/L or ug/Kg)	UG/KG	
91-20-3	Naphthalene		200	E
91-57-6	2-Methylnaphthalene		94	E
208-96-8	Acenaphthylene		29	
83-32-9	Acenaphthene		85	E
86-73-7	Fluorene		110	E
85-01-8	Phenanthrene		1100	E
120-12-7	Anthracene		210	E
206-44-0	Fluoranthene		1100	E
129-00-0	Pyrene		1000	E
56-55-3	Benzo(a)anthracene		840	E
218-01-9	Chrysene		550	E
205-99-2	Benzo(b)fluoranthene		1000	E
207-08-9	Benzo(k)fluoranthene		210	E
50-32-8	Benzo(a)pyrene		550	E
193-39-5	Indeno(1,2,3-cd)pyrene		310	E
53-70-3	Dibenzo(a,h)anthracene		96	E
191-24-2	Benzo(g,h,i)perylene		330	E

PRELIMINARY

1F - FORM I SV-SIM  
SEMIVOLATILE SIM ORGANICS ANALYSIS DATA SHEET

EPA SAMPLE NO.

E3NX8

Lab Name: MITKEM LABORATORIES Contract: EP-W-05-030  
 Lab Code: MITKEM Case No.: 38947 Mod. Ref No.: \_\_\_\_\_ SDG No.: E3NW2  
 Matrix: (SOIL/SED/WATER) SOIL Lab Sample ID: H1699-06A  
 Sample wt/vol: 30.4 (g/mL) G Lab File ID: S5A5887.D  
 Extraction: (Type) SONC  
 % Moisture: 42 Decanted: (Y/N) N Date Received: 09/03/2009  
 Concentrated Extract Volume: 10000 (uL) Date Extracted: 09/03/2009  
 Injection Volume: 2.0 (uL) GPC Factor: 0.10 Date Analyzed: 09/06/2009  
 GPC Cleanup: (Y/N) Y pH: 8.0 Dilution Factor: 1.0

CAS NO.	COMPOUND	CONCENTRATION UNITS:		Q
		(ug/L or ug/Kg)	UG/KG	
91-20-3	Naphthalene		140	E
91-57-6	2-Methylnaphthalene		64	E
208-96-8	Acenaphthylene		25	
83-32-9	Acenaphthene		58	E
86-73-7	Fluorene		73	E
85-01-8	Phenanthrene		830	E
120-12-7	Anthracene		190	E
206-44-0	Fluoranthene		1000	E
129-00-0	Pyrene		780	E
56-55-3	Benzo(a)anthracene		610	E
218-01-9	Chrysene		380	E
205-99-2	Benzo(b)fluoranthene		620	E
207-08-9	Benzo(k)fluoranthene		110	E
50-32-8	Benzo(a)pyrene		320	E
193-39-5	Indeno(1,2,3-cd)pyrene		180	E
53-70-3	Dibenzo(a,h)anthracene		58	E
191-24-2	Benzo(g,h,i)perylene		190	E

PRELIMINARY

1F - FORM I SV-SIM  
SEMIVOLATILE SIM ORGANICS ANALYSIS DATA SHEET

EPA SAMPLE NO.

E3NX9

Lab Name: MITKEM LABORATORIES Contract: EP-W-05-030  
 Lab Code: MITKEM Case No.: 38947 Mod. Ref No.:                      SDG No.: E3NW2  
 Matrix: (SOIL/SED/WATER) SOIL Lab Sample ID: H1699-07A  
 Sample wt/vol: 30.5 (g/mL) G Lab File ID: S5A5888.D  
 Extraction: (Type) SONC  
 % Moisture: 41 Decanted: (Y/N) N Date Received: 09/03/2009  
 Concentrated Extract Volume: 10000 (uL) Date Extracted: 09/03/2009  
 Injection Volume: 2.0 (uL) GPC Factor: 0.10 Date Analyzed: 09/06/2009  
 GPC Cleanup: (Y/N) Y pH: 8.0 Dilution Factor: 1.0

CAS NO.	COMPOUND	CONCENTRATION UNITS:		Q
		(ug/L or ug/Kg)	UG/KG	
91-20-3	Naphthalene		87	E
91-57-6	2-Methylnaphthalene		43	
208-96-8	Acenaphthylene		15	
83-32-9	Acenaphthene		40	
86-73-7	Fluorene		45	
85-01-8	Phenanthrene		560	E
120-12-7	Anthracene		120	E
206-44-0	Fluoranthene		750	E
129-00-0	Pyrene		560	E
56-55-3	Benzo (a) anthracene		360	E
218-01-9	Chrysene		240	E
205-99-2	Benzo (b) fluoranthene		490	E
207-08-9	Benzo (k) fluoranthene		90	E
50-32-8	Benzo (a) pyrene		270	E
193-39-5	Indeno (1, 2, 3-cd) pyrene		150	E
53-70-3	Dibenzo (a, h) anthracene		51	
191-24-2	Benzo (g, h, i) perylene		150	E

PRELIMINARY

1F - FORM I SV-SIM  
SEMIVOLATILE SIM ORGANICS ANALYSIS DATA SHEET

EPA SAMPLE NO.

E3NYO

Lab Name: MITKEM LABORATORIES Contract: EP-W-05-030  
 Lab Code: MITKEM Case No.: 38947 Mod. Ref No.: \_\_\_\_\_ SDG No.: E3NW2  
 Matrix: (SOIL/SED/WATER) SOIL Lab Sample ID: H1699-08A  
 Sample wt/vol: 30.1 (g/mL) G Lab File ID: S5A5890.D  
 Extraction: (Type) SONC  
 % Moisture: 38 Decanted: (Y/N) N Date Received: 09/03/2009  
 Concentrated Extract Volume: 10000 (uL) Date Extracted: 09/03/2009  
 Injection Volume: 2.0 (uL) GPC Factor: 0.10 Date Analyzed: 09/06/2009  
 GPC Cleanup: (Y/N) Y pH: 7.9 Dilution Factor: 1.0

CAS NO.	COMPOUND	CONCENTRATION UNITS:		Q
		(ug/L or ug/Kg)	UG/KG	
91-20-3	Naphthalene		74	E
91-57-6	2-Methylnaphthalene		39	
208-96-8	Acenaphthylene		17	
83-32-9	Acenaphthene		42	
86-73-7	Fluorene		49	
85-01-8	Phenanthrene		660	E
120-12-7	Anthracene		140	E
206-44-0	Fluoranthene		890	E
129-00-0	Pyrene		670	E
56-55-3	Benzo (a) anthracene		400	E
218-01-9	Chrysene		250	E
205-99-2	Benzo (b) fluoranthene		630	E
207-08-9	Benzo (k) fluoranthene		120	E
50-32-8	Benzo (a) pyrene		360	E
193-39-5	Indeno (1,2,3-cd) pyrene		200	E
53-70-3	Dibenzo (a, h) anthracene		63	E
191-24-2	Benzo (g, h, i) perylene		210	E

PRELIMINARY

1F - FORM I SV-SIM  
SEMIVOLATILE SIM ORGANICS ANALYSIS DATA SHEET

EPA SAMPLE NO.

E3NY1

Lab Name: MITKEM LABORATORIES Contract: EP-W-05-030  
 Lab Code: MITKEM Case No.: 38947 Mod. Ref No.: \_\_\_\_\_ SDG No.: E3NW2  
 Matrix: (SOIL/SED/WATER) SOIL Lab Sample ID: H1699-09A  
 Sample wt/vol: 32.2 (g/mL) G Lab File ID: S5A5892.D  
 Extraction: (Type) SONC  
 % Moisture: .36 Decanted: (Y/N) N Date Received: 09/03/2009  
 Concentrated Extract Volume: 10000 (uL) Date Extracted: 09/03/2009  
 Injection Volume: 2.0 (uL) GPC Factor: 0.10 Date Analyzed: 09/06/2009  
 GPC Cleanup: (Y/N) Y pH: 8.1 Dilution Factor: 1.0

CAS NO.	COMPOUND	CONCENTRATION UNITS:		Q
		(ug/L or ug/Kg)	UG/KG	
91-20-3	Naphthalene		9.2	
91-57-6	2-Methylnaphthalene		4.8	U
208-96-8	Acenaphthylene		4.8	U
83-32-9	Acenaphthene		6.6	
86-73-7	Fluorene		5.4	
85-01-8	Phenanthrene		46	
120-12-7	Anthracene		8.9	
206-44-0	Fluoranthene		83	E
129-00-0	Pyrene		58	E
56-55-3	Benzo(a)anthracene		34	
218-01-9	Chrysene		32	
205-99-2	Benzo(b)fluoranthene		49	E
207-08-9	Benzo(k)fluoranthene		12	
50-32-8	Benzo(a)pyrene		26	
193-39-5	Indeno(1,2,3-cd)pyrene		15	
53-70-3	Dibenzo(a,h)anthracene		4.8	U
191-24-2	Benzo(g,h,i)perylene		17	

PRELIMINARY

1F - FORM I SV-SIM  
SEMIVOLATILE SIM ORGANICS ANALYSIS DATA SHEET

EPA SAMPLE NO.

E3NY2

Lab Name: MITKEM LABORATORIES Contract: EP-W-05-030  
 Lab Code: MITKEM Case No.: 38947 Mod. Ref No.:                      SDG No.: E3NW2  
 Matrix: (SOIL/SED/WATER) SOIL Lab Sample ID: H1699-10A  
 Sample wt/vol: 31.3 (g/mL) G Lab File ID: S4D5933.D  
 Extraction: (Type) SONC  
 % Moisture: 42 Decanted: (Y/N) N Date Received: 09/03/2009  
 Concentrated Extract Volume: 10000 (uL) Date Extracted: 09/03/2009  
 Injection Volume: 2.0 (uL) GPC Factor: 0.10 Date Analyzed: 09/08/2009  
 GPC Cleanup: (Y/N) Y pH: 7.4 Dilution Factor: 4.0

CAS NO.	COMPOUND	CONCENTRATION UNITS:		Q
		(ug/L or ug/Kg)	UG/KG	
91-20-3	Naphthalene		130	
91-57-6	2-Methylnaphthalene		49	
208-96-8	Acenaphthylene		96	
83-32-9	Acenaphthene		190	
86-73-7	Fluorene		310	E
85-01-8	Phenanthrene		2900	E
120-12-7	Anthracene		680	E
206-44-0	Fluoranthene		4500	E
129-00-0	Pyrene		1800	E
56-55-3	Benzo(a)anthracene		1700	E
218-01-9	Chrysene		1500	E
205-99-2	Benzo(b)fluoranthene		2400	E
207-08-9	Benzo(k)fluoranthene		600	E
50-32-8	Benzo(a)pyrene		1400	E
193-39-5	Indeno(1,2,3-cd)pyrene		850	E
53-70-3	Dibenzo(a,h)anthracene		420	E
191-24-2	Benzo(g,h,i)perylene		950	E

PRELIMINARY

SOM01.2 (6/2007)

1F - FORM I SV-SIM  
SEMIVOLATILE SIM ORGANICS ANALYSIS DATA SHEET

EPA SAMPLE NO.

E3NY3

Lab Name: MITKEM LABORATORIES Contract: EP-W-05-030  
 Lab Code: MITKEM Case No.: 38947 Mod. Ref No.: \_\_\_\_\_ SDG No.: E3NW2  
 Matrix: (SOIL/SED/WATER) SOIL Lab Sample ID: H1699-11A  
 Sample wt/vol: 30.0 (g/mL) G Lab File ID: S4D5926.D  
 Extraction: (Type) SONC  
 % Moisture: 43 Decanted: (Y/N) N Date Received: 09/03/2009  
 Concentrated Extract Volume: 10000 (uL) Date Extracted: 09/03/2009  
 Injection Volume: 2.0 (uL) GPC Factor: 0.10 Date Analyzed: 09/08/2009  
 GPC Cleanup: (Y/N) Y pH: 7.4 Dilution Factor: 8.0

CAS NO.	COMPOUND	CONCENTRATION UNITS:		Q
		(ug/L or ug/Kg)	UG/KG	
91-20-3	Naphthalene		230	
91-57-6	2-Methylnaphthalene		83	
208-96-8	Acenaphthylene		150	
83-32-9	Acenaphthene		270	
86-73-7	Fluorene		470	E
85-01-8	Phenanthrene		4000	E
120-12-7	Anthracene		790	E
206-44-0	Fluoranthene		6100	E
129-00-0	Pyrene		4300	E
56-55-3	Benzo (a) anthracene		3500	E
218-01-9	Chrysene		3500	E
205-99-2	Benzo (b) fluoranthene		3700	E
207-08-9	Benzo (k) fluoranthene		1100	E
50-32-8	Benzo (a) pyrene		2200	E
193-39-5	Indeno (1, 2, 3-cd) pyrene		1300	E
53-70-3	Dibenzo (a, h) anthracene		630	E
191-24-2	Benzo (g, h, i) perylene		1500	E

PRELIMINARY

SOM01.2 (6/2007)

1F - FORM I SV-SIM  
SEMIVOLATILE SIM ORGANICS ANALYSIS DATA SHEET

EPA SAMPLE NO.

E3NY4

Lab Name: MITKEM LABORATORIES Contract: EP-W-05-030  
 Lab Code: MITKEM Case No.: 38947 Mod. Ref No.:                      SDG No.: E3NW2  
 Matrix: (SOIL/SED/WATER) SOIL Lab Sample ID: H1699-12A  
 Sample wt/vol: 31.8 (g/mL) G Lab File ID: S4D5927.D  
 Extraction: (Type) SONC  
 % Moisture: 39 Decanted: (Y/N) N Date Received: 09/03/2009  
 Concentrated Extract Volume: 10000 (uL) Date Extracted: 09/03/2009  
 Injection Volume: 2.0 (uL) GPC Factor: 0.10 Date Analyzed: 09/08/2009  
 GPC Cleanup: (Y/N) Y pH: 7.5 Dilution Factor: 8.0

CAS NO.	COMPOUND	CONCENTRATION UNITS:		Q
		(ug/L or ug/Kg)	UG/KG	
91-20-3	Naphthalene		260	
91-57-6	2-Methylnaphthalene		100	
208-96-8	Acenaphthylene		150	
83-32-9	Acenaphthene		350	
86-73-7	Fluorene		580	E
85-01-8	Phenanthrene		4500	E
120-12-7	Anthracene		1000	E
206-44-0	Fluoranthene		6500	E
129-00-0	Pyrene		4900	E
56-55-3	Benzo (a) anthracene		4600	E
218-01-9	Chrysene		3700	E
205-99-2	Benzo (b) fluoranthene		3800	E
207-08-9	Benzo (k) fluoranthene		1600	E
50-32-8	Benzo (a) pyrene		2600	E
193-39-5	Indeno (1, 2, 3-cd) pyrene		1500	E
53-70-3	Dibenzo (a, h) anthracene		720	E
191-24-2	Benzo (g, h, i) perylene		1800	E

**PRELIMINARY**

SOM01.2 (6/2007)



1F - FORM I SV-SIM  
SEMIVOLATILE SIM ORGANICS ANALYSIS DATA SHEET

EPA SAMPLE NO.

E3NY4MS

Lab Name: MITKEM LABORATORIES Contract: EP-W-05-030  
 Lab Code: MITKEM Case No.: 38947 Mod. Ref No.:                      SDG No.: E3NW2  
 Matrix: (SOIL/SED/WATER) SOIL Lab Sample ID: H1699-12AMS  
 Sample wt/vol: 30.2 (g/mL) G Lab File ID: S4D5928.D  
 Extraction: (Type) SONC  
 % Moisture: 39 Decanted: (Y/N) N Date Received: 09/03/2009  
 Concentrated Extract Volume: 10000 (uL) Date Extracted: 09/03/2009  
 Injection Volume: 2.0 (uL) GPC Factor: 0.10 Date Analyzed: 09/08/2009  
 GPC Cleanup: (Y/N) Y pH: 7.5 Dilution Factor: 8.0

CAS NO.	COMPOUND	CONCENTRATION UNITS:		Q
		(ug/L or ug/Kg)	UG/KG	
91-20-3	Naphthalene		210	
91-57-6	2-Methylnaphthalene		82	
208-96-8	Acenaphthylene		140	
83-32-9	Acenaphthene		320	
86-73-7	Fluorene		530	E
85-01-8	Phenanthrene		4200	E
120-12-7	Anthracene		900	E
206-44-0	Fluoranthene		6100	E
129-00-0	Pyrene		4700	E
56-55-3	Benzo (a) anthracene		4700	E
218-01-9	Chrysene		3600	E
205-99-2	Benzo (b) fluoranthene		4400	E
207-08-9	Benzo (k) fluoranthene		1500	E
50-32-8	Benzo (a) pyrene		2800	E
193-39-5	Indeno (1, 2, 3-cd) pyrene		1700	E
53-70-3	Dibenzo (a, h) anthracene		860	E
191-24-2	Benzo (g, h, i) perylene		2000	E

PRELIMINARY

1F - FORM I SV-SIM  
SEMIVOLATILE SIM ORGANICS ANALYSIS DATA SHEET

EPA SAMPLE NO.

E3NY4MSD

Lab Name: MITKEM LABORATORIES Contract: EP-W-05-030  
 Lab Code: MITKEM Case No.: 38947 Mod. Ref No.:                      SDG No.: E3NW2  
 Matrix: (SOIL/SED/WATER) SOIL Lab Sample ID: H1699-12AMSD  
 Sample wt/vol: 30.0 (g/mL) G Lab File ID: S4D5929.D  
 Extraction: (Type) SONC  
 % Moisture: 39 Decanted: (Y/N) N Date Received: 09/03/2009  
 Concentrated Extract Volume: 10000 (uL) Date Extracted: 09/03/2009  
 Injection Volume: 2.0 (uL) GPC Factor: 0.10 Date Analyzed: 09/08/2009  
 GPC Cleanup: (Y/N) Y pH: 7.5 Dilution Factor: 8.0

CAS NO.	COMPOUND	CONCENTRATION UNITS:		Q
		(ug/L or ug/Kg)	UG/KG	
91-20-3	Naphthalene		170	
91-57-6	2-Methylnaphthalene		78	
208-96-8	Acenaphthylene		130	
83-32-9	Acenaphthene		280	
86-73-7	Fluorene		480	E
85-01-8	Phenanthrene		3800	E
120-12-7	Anthracene		800	E
206-44-0	Fluoranthene		5700	E
129-00-0	Pyrene		4100	E
56-55-3	Benzo(a)anthracene		3500	E
218-01-9	Chrysene		3400	E
205-99-2	Benzo(b)fluoranthene		4100	E
207-08-9	Benzo(k)fluoranthene		1100	E
50-32-8	Benzo(a)pyrene		2400	E
193-39-5	Indeno(1,2,3-cd)pyrene		1400	E
53-70-3	Dibenzo(a,h)anthracene		660	E
191-24-2	Benzo(g,h,i)perylene		1600	E

**PRELIMINARY**

1F - FORM I SV-SIM  
SEMIVOLATILE SIM ORGANICS ANALYSIS DATA SHEET

EPA SAMPLE NO.

E3NY5

Lab Name: MITKEM LABORATORIES Contract: EP-W-05-030  
 Lab Code: MITKEM Case No.: 38947 Mod. Ref No.: \_\_\_\_\_ SDG No.: E3NW2  
 Matrix: (SOIL/SED/WATER) SOIL Lab Sample ID: H1699-13A  
 Sample wt/vol: 31.0 (g/mL) G Lab File ID: S4D5934.D  
 Extraction: (Type) SONC  
 % Moisture: 43 Decanted: (Y/N) N Date Received: 09/03/2009  
 Concentrated Extract Volume: 10000 (uL) Date Extracted: 09/03/2009  
 Injection Volume: 2.0 (uL) GPC Factor: 0.10 Date Analyzed: 09/08/2009  
 GPC Cleanup: (Y/N) Y pH: 7.5 Dilution Factor: 4.0

CAS NO.	COMPOUND	CONCENTRATION UNITS:		Q
		(ug/L or ug/Kg)	UG/KG	
91-20-3	Naphthalene		110	
91-57-6	2-Methylnaphthalene		64	
208-96-8	Acenaphthylene		73	
83-32-9	Acenaphthene		170	
86-73-7	Fluorene		270	E
85-01-8	Phenanthrene		2400	E
120-12-7	Anthracene		450	E
206-44-0	Fluoranthene		3100	E
129-00-0	Pyrene		1100	E
56-55-3	Benzo (a) anthracene		910	E
218-01-9	Chrysene		780	E
205-99-2	Benzo (b) fluoranthene		2400	E
207-08-9	Benzo (k) fluoranthene		650	E
50-32-8	Benzo (a) pyrene		1500	E
193-39-5	Indeno (1, 2, 3-cd) pyrene		830	E
53-70-3	Dibenzo (a, h) anthracene		410	E
191-24-2	Benzo (g, h, i) perylene		920	E

**PRELIMINARY**  
SOM01.2 (6/2007)

1F - FORM I SV-SIM  
SEMIVOLATILE SIM ORGANICS ANALYSIS DATA SHEET

EPA SAMPLE NO.

E3NY6

Lab Name: MITKEM LABORATORIES Contract: EP-W-05-030  
 Lab Code: MITKEM Case No.: 38947 Mod. Ref No.: \_\_\_\_\_ SDG No.: E3NW2  
 Matrix: (SOIL/SED/WATER) SOIL Lab Sample ID: H1699-14A  
 Sample wt/vol: 31.1 (g/mL) G Lab File ID: S4D5935.D  
 Extraction: (Type) SONC  
 % Moisture: 44 Decanted: (Y/N) N Date Received: 09/03/2009  
 Concentrated Extract Volume: 10000 (uL) Date Extracted: 09/03/2009  
 Injection Volume: 2.0 (uL) GPC Factor: 0.10 Date Analyzed: 09/08/2009  
 GPC Cleanup: (Y/N) Y pH: 7.5 Dilution Factor: 4.0

CAS NO.	COMPOUND	CONCENTRATION UNITS:		Q
		(ug/L or ug/Kg)	UG/KG	
91-20-3	Naphthalene		140	
91-57-6	2-Methylnaphthalene		86	
208-96-8	Acenaphthylene		86	
83-32-9	Acenaphthene		200	
86-73-7	Fluorene		320	E
85-01-8	Phenanthrene		3100	E
120-12-7	Anthracene		600	E
206-44-0	Fluoranthene		4200	E
129-00-0	Pyrene		1500	E
56-55-3	Benzo (a) anthracene		1300	E
218-01-9	Chrysene		1200	E
205-99-2	Benzo (b) fluoranthene		2000	E
207-08-9	Benzo (k) fluoranthene		560	E
50-32-8	Benzo (a) pyrene		1200	E
193-39-5	Indeno (1, 2, 3-cd) pyrene		700	E
53-70-3	Dibenzo (a, h) anthracene		360	E
191-24-2	Benzo (g, h, i) perylene		790	E

PRELIMINARY

1F - FORM I SV-SIM  
SEMIVOLATILE SIM ORGANICS ANALYSIS DATA SHEET

EPA SAMPLE NO.

E3NY7

Lab Name: MITKEM LABORATORIES Contract: EP-W-05-030  
 Lab Code: MITKEM Case No.: 38947 Mod. Ref No.: \_\_\_\_\_ SDG No.: E3NW2  
 Matrix: (SOIL/SED/WATER) SOIL Lab Sample ID: H1699-15A  
 Sample wt/vol: 30.5 (g/mL) G Lab File ID: S4D5936.D  
 Extraction: (Type) SONC  
 % Moisture: 39 Decanted: (Y/N) N Date Received: 09/03/2009  
 Concentrated Extract Volume: 10000 (uL) Date Extracted: 09/03/2009  
 Injection Volume: 2.0 (uL) GPC Factor: 0.10 Date Analyzed: 09/08/2009  
 GPC Cleanup: (Y/N) Y pH: 7.6 Dilution Factor: 4.0

CAS NO.	COMPOUND	CONCENTRATION UNITS:		Q
		(ug/L or ug/Kg)	UG/KG	
91-20-3	Naphthalene		110	
91-57-6	2-Methylnaphthalene		88	
208-96-8	Acenaphthylene		83	
83-32-9	Acenaphthene		180	
86-73-7	Fluorene		280	E
85-01-8	Phenanthrene		2300	E
120-12-7	Anthracene		440	E
206-44-0	Fluoranthene		3000	E
129-00-0	Pyrene		2300	E
56-55-3	Benzo(a)anthracene		1900	E
218-01-9	Chrysene		1800	E
205-99-2	Benzo(b)fluoranthene		1500	E
207-08-9	Benzo(k)fluoranthene		500	E
50-32-8	Benzo(a)pyrene		930	E
193-39-5	Indeno(1,2,3-cd)pyrene		500	E
53-70-3	Dibenzo(a,h)anthracene		250	E
191-24-2	Benzo(g,h,i)perylene		570	E

PRELIMINARY

SOM01.2 (6/2007)

1F - FORM I SV-SIM  
SEMIVOLATILE SIM ORGANICS ANALYSIS DATA SHEET

EPA SAMPLE NO.

E3NY8

Lab Name: MITKEM LABORATORIES Contract: EP-W-05-030  
 Lab Code: MITKEM Case No.: 38947 Mod. Ref No.: \_\_\_\_\_ SDG No.: E3NW2  
 Matrix: (SOIL/SED/WATER) SOIL Lab Sample ID: H1699-16A  
 Sample wt/vol: 30.0 (g/mL) G Lab File ID: S5A5889.D  
 Extraction: (Type) SONC  
 % Moisture: 47 Decanted: (Y/N) N Date Received: 09/03/2009  
 Concentrated Extract Volume: 10000 (uL) Date Extracted: 09/03/2009  
 Injection Volume: 2.0 (uL) GPC Factor: 0.10 Date Analyzed: 09/06/2009  
 GPC Cleanup: (Y/N) Y pH: 8.0 Dilution Factor: 1.0

CAS NO.	COMPOUND	CONCENTRATION UNITS:		Q
		(ug/L or ug/Kg)	UG/KG	
91-20-3	Naphthalene		6.2	U
91-57-6	2-Methylnaphthalene		6.2	U
208-96-8	Acenaphthylene		6.2	U
83-32-9	Acenaphthene		6.2	U
86-73-7	Fluorene		6.2	U
85-01-8	Phenanthrene		6.3	
120-12-7	Anthracene		6.2	U
206-44-0	Fluoranthene		7.9	
129-00-0	Pyrene		8.4	
56-55-3	Benzo(a)anthracene		6.2	U
218-01-9	Chrysene		6.2	U
205-99-2	Benzo(b)fluoranthene		6.2	U
207-08-9	Benzo(k)fluoranthene		6.2	U
50-32-8	Benzo(a)pyrene		6.2	U
193-39-5	Indeno(1,2,3-cd)pyrene		6.2	U
53-70-3	Dibenzo(a,h)anthracene		6.2	U
191-24-2	Benzo(g,h,i)perylene		6.2	U

PRELIMINARY

SOM01.2 (6/2007)

1F - FORM I SV-SIM  
SEMIVOLATILE SIM ORGANICS ANALYSIS DATA SHEET

EPA SAMPLE NO.

E3NZ5

Lab Name: MITKEM LABORATORIES Contract: EP-W-05-030  
 Lab Code: MITKEM Case No.: 38947 Mod. Ref No.: \_\_\_\_\_ SDG No.: E3NW2  
 Matrix: (SOIL/SED/WATER) SOIL Lab Sample ID: H1699-17A  
 Sample wt/vol: 30.9 (g/mL) G Lab File ID: S4D5930.D  
 Extraction: (Type) SONC  
 % Moisture: 38 Decanted: (Y/N) N Date Received: 09/03/2009  
 Concentrated Extract Volume: 10000 (uL) Date Extracted: 09/03/2009  
 Injection Volume: 2.0 (uL) GPC Factor: 0.10 Date Analyzed: 09/08/2009  
 GPC Cleanup: (Y/N) Y pH: 7.3 Dilution Factor: 8.0

CAS NO.	COMPOUND	CONCENTRATION UNITS:		Q
		(ug/L or ug/Kg)	UG/KG	
91-20-3	Naphthalene		130	
91-57-6	2-Methylnaphthalene		170	
208-96-8	Acenaphthylene		370	
83-32-9	Acenaphthene		680	E
86-73-7	Fluorene		1200	E
85-01-8	Phenanthrene		7900	E
120-12-7	Anthracene		2000	E
206-44-0	Fluoranthene		11000	E
129-00-0	Pyrene		8400	E
56-55-3	Benzo(a)anthracene		8900	E
218-01-9	Chrysene		7000	E
205-99-2	Benzo(b)fluoranthene		12000	E
207-08-9	Benzo(k)fluoranthene		5300	E
50-32-8	Benzo(a)pyrene		7400	E
193-39-5	Indeno(1,2,3-cd)pyrene		4900	E
53-70-3	Dibenzo(a,h)anthracene		2400	E
191-24-2	Benzo(g,h,i)perylene		5300	E

PRELIMINARY

SOM01.2 (6/2007)

1F - FORM I SV-SIM  
SEMIVOLATILE SIM ORGANICS ANALYSIS DATA SHEET

EPA SAMPLE NO.

E3NZ6

Lab Name: MITKEM LABORATORIES Contract: EP-W-05-030  
 Lab Code: MITKEM Case No.: 38947 Mod. Ref No.:                      SDG No.: E3NW2  
 Matrix: (SOIL/SED/WATER) SOIL Lab Sample ID: H1699-18A  
 Sample wt/vol: 30.1 (g/mL) G Lab File ID: S4D5931.D  
 Extraction: (Type) SONC  
 % Moisture: 41 Decanted: (Y/N) N Date Received: 09/03/2009  
 Concentrated Extract Volume: 10000 (uL) Date Extracted: 09/03/2009  
 Injection Volume: 2.0 (uL) GPC Factor: 0.10 Date Analyzed: 09/08/2009  
 GPC Cleanup: (Y/N) Y pH: 7.2 Dilution Factor: 8.0

CAS NO.	COMPOUND	CONCENTRATION UNITS:		Q
		(ug/L or ug/Kg)	UG/KG	
91-20-3	Naphthalene		250	
91-57-6	2-Methylnaphthalene		120	
208-96-8	Acenaphthylene		290	
83-32-9	Acenaphthene		400	
86-73-7	Fluorene		830	E
85-01-8	Phenanthrene		5400	E
120-12-7	Anthracene		1200	E
206-44-0	Fluoranthene		8000	E
129-00-0	Pyrene		5800	E
56-55-3	Benzo (a) anthracene		5400	E
218-01-9	Chrysene		4700	E
205-99-2	Benzo (b) fluoranthene		4600	E
207-08-9	Benzo (k) fluoranthene		2100	E
50-32-8	Benzo (a) pyrene		3000	E
193-39-5	Indeno (1, 2, 3-cd) pyrene		1900	E
53-70-3	Dibenzo (a, h) anthracene		910	E
191-24-2	Benzo (g, h, i) perylene		2100	E

**PRELIMINARY**

SOM01.2 (6/2007)



1F - FORM I SV-SIM  
SEMIVOLATILE SIM ORGANICS ANALYSIS DATA SHEET

EPA SAMPLE NO.

E3NZ7

Lab Name: MITKEM LABORATORIES Contract: EP-W-05-030  
 Lab Code: MITKEM Case No.: 38947 Mod. Ref No.: \_\_\_\_\_ SDG No.: E3NW2  
 Matrix: (SOIL/SED/WATER) SOIL Lab Sample ID: H1699-19A  
 Sample wt/vol: 30.7 (g/mL) G Lab File ID: S4D5932.D  
 Extraction: (Type) SONC  
 % Moisture: 37 Decanted: (Y/N) N Date Received: 09/03/2009  
 Concentrated Extract Volume: 10000 (uL) Date Extracted: 09/03/2009  
 Injection Volume: 2.0 (uL) GPC Factor: 0.10 Date Analyzed: 09/08/2009  
 GPC Cleanup: (Y/N) Y pH: 7.6 Dilution Factor: 8.0

CAS NO.	COMPOUND	CONCENTRATION UNITS:		Q
		(ug/L or ug/Kg)	UG/KG	
91-20-3	Naphthalene		240	
91-57-6	2-Methylnaphthalene		90	
208-96-8	Acenaphthylene		140	
83-32-9	Acenaphthene		250	
86-73-7	Fluorene		420	E
85-01-8	Phenanthrene		3000	E
120-12-7	Anthracene		630	E
206-44-0	Fluoranthene		4400	E
129-00-0	Pyrene		3100	E
56-55-3	Benzo (a) anthracene		2400	E
218-01-9	Chrysene		2400	E
205-99-2	Benzo (b) fluoranthene		2600	E
207-08-9	Benzo (k) fluoranthene		800	E
50-32-8	Benzo (a) pyrene		1500	E
193-39-5	Indeno (1, 2, 3-cd) pyrene		900	E
53-70-3	Dibenzo (a, h) anthracene		400	
191-24-2	Benzo (g, h, i) perylene		950	E

PRELIMINARY

1F - FORM I SV-SIM  
SEMIVOLATILE SIM ORGANICS ANALYSIS DATA SHEET

EPA SAMPLE NO.

E3NZ8

Lab Name: MITKEM LABORATORIES Contract: EP-W-05-030  
 Lab Code: MITKEM Case No.: 38947 Mod. Ref No.:                      SDG No.: E3NW2  
 Matrix: (SOIL/SED/WATER) SOIL Lab Sample ID: H1699-20A  
 Sample wt/vol: 31.8 (g/mL) G Lab File ID: S5A5891.D  
 Extraction: (Type) SONC  
 % Moisture: 36 Decanted: (Y/N) N Date Received: 09/03/2009  
 Concentrated Extract Volume: 10000 (uL) Date Extracted: 09/03/2009  
 Injection Volume: 2.0 (uL) GPC Factor: 0.10 Date Analyzed: 09/06/2009  
 GPC Cleanup: (Y/N) Y pH: 7.8 Dilution Factor: 1.0

CAS NO.	COMPOUND	CONCENTRATION UNITS:		Q
		(ug/L or ug/Kg)	UG/KG	
91-20-3	Naphthalene		96	E
91-57-6	2-Methylnaphthalene		36	
208-96-8	Acenaphthylene		16	
83-32-9	Acenaphthene		39	
86-73-7	Fluorene		41	
85-01-8	Phenanthrene		710	E
120-12-7	Anthracene		140	E
206-44-0	Fluoranthene		960	E
129-00-0	Pyrene		540	E
56-55-3	Benzo (a) anthracene		420	E
218-01-9	Chrysene		280	E
205-99-2	Benzo (b) fluoranthene		590	E
207-08-9	Benzo (k) fluoranthene		150	E
50-32-8	Benzo (a) pyrene		370	E
193-39-5	Indeno (1, 2, 3-cd) pyrene		200	E
53-70-3	Dibenzo (a, h) anthracene		62	E
191-24-2	Benzo (g, h, i) perylene		200	E

**PRELIMINARY**

SOM01.2 (6/2007)

1H - FORM I ARO  
 AROCLOR ORGANICS ANALYSIS DATA SHEET

EPA SAMPLE NO.

E3NY9

Lab Name: MITKEM LABORATORIES Contract: EP-W-05-030  
 Lab Code: MITKEM Case No.: 38947 Mod. Ref No.:                      SDG No.: E3NY9  
 Matrix: (SOIL/SED/WATER) SOIL Lab Sample ID: H1704-09A  
 Sample wt/vol: 30.3 (g/mL) G Lab File ID: E3G6292F.D/E3G6292R.D  
 % Moisture: 45 Decanted: (Y/N) N Date Received: 09/03/2009  
 Extraction: (Type) SONC Date Extracted: 09/03/2009  
 Concentrated Extract Volume: 10000 (uL) Date Analyzed: 09/05/2009  
 Injection Volume: 1.0 (uL) GPC Factor: 1.00 Dilution Factor: 1.0  
 GPC Cleanup: (Y/N) N pH: 6.8 Sulfur Cleanup: (Y/N) Y  
 Acid Cleanup: (Y/N) Y

CAS NO.	COMPOUND	CONCENTRATION UNITS: UG/KG	
		(ug/L or ug/Kg)	Q
12674-11-2	Aroclor-1016	59	U
11104-28-2	Aroclor-1221	59	U
11141-16-5	Aroclor-1232	59	U
53469-21-9	Aroclor-1242	59	U
12672-29-6	Aroclor-1248	59	U
11097-69-1	Aroclor-1254	1100	E
11096-82-5	Aroclor-1260	59	U
37324-23-5	Aroclor-1262	59	U
11100-14-4	Aroclor-1268	59	U

**PRELIMINARY**

SOM01.2 (6/2007)

1H - FORM I ARO  
 AROCLOR ORGANICS ANALYSIS DATA SHEET

EPA SAMPLE NO.

E3NY9DL

Lab Name: MITKEM LABORATORIES Contract: EP-W-05-030  
 Lab Code: MITKEM Case No.: 38947 Mod. Ref No.:                      SDG No.: E3NY9  
 Matrix: (SOIL/SED/WATER) SOIL Lab Sample ID: H1704-09ADL  
 Sample wt/vol: 30.3 (g/mL) G Lab File ID: E3G6371F.D/E3G6371R.D  
 % Moisture: 45 Decanted: (Y/N) N Date Received: 09/03/2009  
 Extraction: (Type) SONC Date Extracted: 09/03/2009  
 Concentrated Extract Volume: 10000 (uL) Date Analyzed: 09/06/2009  
 Injection Volume: 1.0 (uL) GPC Factor: 1.00 Dilution Factor: 5.0  
 GPC Cleanup: (Y/N) N pH: 6.8 Sulfur Cleanup: (Y/N) Y  
 Acid Cleanup: (Y/N) Y

CAS NO.	COMPOUND	CONCENTRATION UNITS:		Q
		(ug/L or ug/Kg)	UG/KG	
12674-11-2	Aroclor-1016		300	U
11104-28-2	Aroclor-1221		300	U
11141-16-5	Aroclor-1232		300	U
53469-21-9	Aroclor-1242		300	U
12672-29-6	Aroclor-1248		300	U
11097-69-1	Aroclor-1254		1300	D
11096-82-5	Aroclor-1260		300	U
37324-23-5	Aroclor-1262		300	U
11100-14-4	Aroclor-1268		300	U

**PRELIMINARY**

1H - FORM I ARO  
 AROCLOR ORGANICS ANALYSIS DATA SHEET

EPA SAMPLE NO.

E3NZ0

Lab Name: MITKEM LABORATORIES Contract: EP-W-05-030  
 Lab Code: MITKEM Case No.: 38947 Mod. Ref No.:                      SDG No.: E3NY9  
 Matrix: (SOIL/SED/WATER) SOIL Lab Sample ID: H1704-10A  
 Sample wt/vol: 30.2 (g/mL) G Lab File ID: E3G6293F.D/E3G6293R.D  
 % Moisture: 40 Decanted: (Y/N) N Date Received: 09/03/2009  
 Extraction: (Type) SONC Date Extracted: 09/03/2009  
 Concentrated Extract Volume: 10000 (uL) Date Analyzed: 09/05/2009  
 Injection Volume: 1.0 (uL) GPC Factor: 1.00 Dilution Factor: 1.0  
 GPC Cleanup: (Y/N) N pH: 7.1 Sulfur Cleanup: (Y/N) Y  
 Acid Cleanup: (Y/N) Y

CAS NO.	COMPOUND	CONCENTRATION UNITS:	
		(ug/L or ug/Kg)	UG/KG
12674-11-2	Aroclor-1016	55	U
11104-28-2	Aroclor-1221	55	U
11141-16-5	Aroclor-1232	55	U
53469-21-9	Aroclor-1242	55	U
12672-29-6	Aroclor-1248	55	U
11097-69-1	Aroclor-1254	72	P
11096-82-5	Aroclor-1260	55	U
37324-23-5	Aroclor-1262	55	U
11100-14-4	Aroclor-1268	55	U

**PRELIMINARY**

1H - FORM I ARO  
 AROCLOR ORGANICS ANALYSIS DATA SHEET

EPA SAMPLE NO.

E3NZ1

Lab Name: MITKEM LABORATORIES Contract: EP-W-05-030  
 Lab Code: MITKEM Case No.: 38947 Mod. Ref No.:                      SDG No.: E3NY9  
 Matrix: (SOIL/SED/WATER) SOIL Lab Sample ID: H1704-11A  
 Sample wt/vol: 30.5 (g/mL) G Lab File ID: E3G6294F.D/E3G6294R.D  
 % Moisture: 39 Decanted: (Y/N) N Date Received: 09/03/2009  
 Extraction: (Type) SONC Date Extracted: 09/03/2009  
 Concentrated Extract Volume: 10000 (uL) Date Analyzed: 09/05/2009  
 Injection Volume: 1.0 (uL) GPC Factor: 1.00 Dilution Factor: 1.0  
 GPC Cleanup: (Y/N) N pH: 7.2 Sulfur Cleanup: (Y/N) Y  
 Acid Cleanup: (Y/N) Y

CAS NO.	COMPOUND	CONCENTRATION UNITS:	
		(ug/L or ug/Kg)	ug/KG
12674-11-2	Aroclor-1016	53	U
11104-28-2	Aroclor-1221	53	U
11141-16-5	Aroclor-1232	53	U
53469-21-9	Aroclor-1242	53	U
12672-29-6	Aroclor-1248	53	U
11097-69-1	Aroclor-1254	53	U
11096-82-5	Aroclor-1260	53	U
37324-23-5	Aroclor-1262	53	U
11100-14-4	Aroclor-1268	53	U

**PRELIMINARY**

SOM01.2 (6/2007)

1H - FORM I ARO  
 AROCLOR ORGANICS ANALYSIS DATA SHEET

EPA SAMPLE NO.

E3NZ2

Lab Name: MITKEM LABORATORIES Contract: EP-W-05-030  
 Lab Code: MITKEM Case No.: 38947 Mod. Ref No.: SDG No.: E3NY9  
 Matrix: (SOIL/SED/WATER) SOIL Lab Sample ID: H1704-12A  
 Sample wt/vol: 30.6 (g/mL) G Lab File ID: E3G6295F.D/E3G6295R.D  
 % Moisture: 42 Decanted: (Y/N) N Date Received: 09/03/2009  
 Extraction: (Type) SONC Date Extracted: 09/03/2009  
 Concentrated Extract Volume: 10000 (uL) Date Analyzed: 09/05/2009  
 Injection Volume: 1.0 (uL) GPC Factor: 1.00 Dilution Factor: 1.0  
 GPC Cleanup: (Y/N) N pH: 7.3 Sulfur Cleanup: (Y/N) Y  
 Acid Cleanup: (Y/N) Y

CAS NO.	COMPOUND	CONCENTRATION UNITS: UG/KG	
		(ug/L or ug/Kg)	Q
12674-11-2	Aroclor-1016	56	U
11104-28-2	Aroclor-1221	56	U
11141-16-5	Aroclor-1232	56	U
53469-21-9	Aroclor-1242	56	U
12672-29-6	Aroclor-1248	56	U
11097-69-1	Aroclor-1254	56	U
11096-82-5	Aroclor-1260	56	U
37324-23-5	Aroclor-1262	56	U
11100-14-4	Aroclor-1268	56	U

**PRELIMINARY**  
 SOM01.2 (6/2007)

1H - FORM I ARO  
 AROCLOR ORGANICS ANALYSIS DATA SHEET

EPA SAMPLE NO.

E3NZ3

Lab Name: MITKEM LABORATORIES Contract: EP-W-05-030  
 Lab Code: MITKEM Case No.: 38947 Mod. Ref No.: SDG No.: E3NY9  
 Matrix: (SOIL/SED/WATER) SOIL Lab Sample ID: H1704-13A  
 Sample wt/vol: 30.3 (g/mL) G Lab File ID: E3G6296F.D/E3G6296R.D  
 % Moisture: 42 Decanted: (Y/N) N Date Received: 09/03/2009  
 Extraction: (Type) SONC Date Extracted: 09/03/2009  
 Concentrated Extract Volume: 10000 (uL) Date Analyzed: 09/05/2009  
 Injection Volume: 1.0 (uL) GPC Factor: 1.00 Dilution Factor: 1.0  
 GPC Cleanup: (Y/N) N pH: 7.4 Sulfur Cleanup: (Y/N) Y  
 Acid Cleanup: (Y/N) Y

CAS NO.	COMPOUND	CONCENTRATION UNITS: (ug/L or ug/Kg)	UG/KG	Q
12674-11-2	Aroclor-1016		56	U
11104-28-2	Aroclor-1221		56	U
11141-16-5	Aroclor-1232		56	U
53469-21-9	Aroclor-1242		56	U
12672-29-6	Aroclor-1248		56	U
11097-69-1	Aroclor-1254		56	U
11096-82-5	Aroclor-1260		56	U
37324-23-5	Aroclor-1262		56	U
11100-14-4	Aroclor-1268		56	U

**PRELIMINARY**  
 SOM01.2 (6/2007)



1H - FORM I ARO  
 AROCLOR ORGANICS ANALYSIS DATA SHEET

EPA SAMPLE NO.

E3NZ4

Lab Name: MITKEM LABORATORIES Contract: EP-W-05-030  
 Lab Code: MITKEM Case No.: 38947 Mod. Ref No.:                      SDG No.: E3NY9  
 Matrix: (SOIL/SED/WATER) SOIL Lab Sample ID: H1704-14A  
 Sample wt/vol: 30.6 (g/mL) G Lab File ID: E3G6297F.D/E3G6297R.D  
 % Moisture: 23 Decanted: (Y/N) N Date Received: 09/03/2009  
 Extraction: (Type) SONC Date Extracted: 09/03/2009  
 Concentrated Extract Volume: 10000 (uL) Date Analyzed: 09/05/2009  
 Injection Volume: 1.0 (uL) GPC Factor: 1.00 Dilution Factor: 1.0  
 GPC Cleanup: (Y/N) N pH: 7.9 Sulfur Cleanup: (Y/N) Y  
 Acid Cleanup: (Y/N) Y

CAS NO.	COMPOUND	CONCENTRATION UNITS:	
		ug/L or ug/Kg	ug/KG
12674-11-2	Aroclor-1016	42	U
11104-28-2	Aroclor-1221	42	U
11141-16-5	Aroclor-1232	42	U
53469-21-9	Aroclor-1242	42	U
12672-29-6	Aroclor-1248	42	U
11097-69-1	Aroclor-1254	42	U
11096-82-5	Aroclor-1260	42	U
37324-23-5	Aroclor-1262	42	U
11100-14-4	Aroclor-1268	42	U

**PRELIMINARY**  
 SOM01.2 (6/2007)

1H - FORM I ARO  
 AROCLOR ORGANICS ANALYSIS DATA SHEET

EPA SAMPLE NO.

E3NZ9

Lab Name: MITKEM LABORATORIES Contract: EP-W-05-030  
 Lab Code: MITKEM Case No.: 38947 Mod. Ref No.: \_\_\_\_\_ SDG No.: E3NY9  
 Matrix: (SOIL/SED/WATER) SOIL Lab Sample ID: H1704-01A  
 Sample wt/vol: 30.4 (g/mL) G Lab File ID: E3G6282F.D/E3G6282R.D  
 % Moisture: 36 Decanted: (Y/N) N Date Received: 09/03/2009  
 Extraction: (Type) SONC Date Extracted: 09/03/2009  
 Concentrated Extract Volume: 10000 (uL) Date Analyzed: 09/05/2009  
 Injection Volume: 1.0 (uL) GPC Factor: 1.00 Dilution Factor: 1.0  
 GPC Cleanup: (Y/N) N pH: 7.7 Sulfur Cleanup: (Y/N) Y  
 Acid Cleanup: (Y/N) Y

CAS NO.	COMPOUND	CONCENTRATION UNITS:	
		(ug/L or ug/Kg)	UG/KG
12674-11-2	Aroclor-1016	51	U
11104-28-2	Aroclor-1221	51	U
11141-16-5	Aroclor-1232	51	U
53469-21-9	Aroclor-1242	51	U
12672-29-6	Aroclor-1248	51	U
11097-69-1	Aroclor-1254	51	U
11096-82-5	Aroclor-1260	51	U
37324-23-5	Aroclor-1262	51	U
11100-14-4	Aroclor-1268	51	U

**PRELIMINARY**  
 SOM01.2 (6/2007)

1H - FORM I ARO  
 AROCLOR ORGANICS ANALYSIS DATA SHEET

EPA SAMPLE NO.

E3P00

Lab Name: MITKEM LABORATORIES Contract: EP-W-05-030  
 Lab Code: MITKEM Case No.: 38947 Mod. Ref No.:                      SDG No.: E3NY9  
 Matrix: (SOIL/SED/WATER) SOIL Lab Sample ID: H1704-02A  
 Sample wt/vol: 31.4 (g/mL) G Lab File ID: E3G6283F.D/E3G6283R.D  
 % Moisture: 12 Decanted: (Y/N) N Date Received: 09/03/2009  
 Extraction: (Type) SONC Date Extracted: 09/03/2009  
 Concentrated Extract Volume: 10000 (uL) Date Analyzed: 09/05/2009  
 Injection Volume: 1.0 (uL) GPC Factor: 1.00 Dilution Factor: 1.0  
 GPC Cleanup: (Y/N) N pH: 7.9 Sulfur Cleanup: (Y/N) Y  
 Acid Cleanup: (Y/N) Y

CAS NO.	COMPOUND	CONCENTRATION UNITS: (ug/L or ug/Kg) <u>UG/KG</u>	<u>Q</u>
12674-11-2	Aroclor-1016	36	U
11104-28-2	Aroclor-1221	36	U
11141-16-5	Aroclor-1232	36	U
53469-21-9	Aroclor-1242	36	U
12672-29-6	Aroclor-1248	36	U
11097-69-1	Aroclor-1254	36	U
11096-82-5	Aroclor-1260	36	U
37324-23-5	Aroclor-1262	36	U
11100-14-4	Aroclor-1268	36	U

**PRELIMINARY**

SOM01.2 (6/2007)

1H - FORM I ARO  
 AROCLOR ORGANICS ANALYSIS DATA SHEET

EPA SAMPLE NO.

E3P01

Lab Name: MITKEM LABORATORIES Contract: EP-W-05-030  
 Lab Code: MITKEM Case No.: 38947 Mod. Ref No.:                      SDG No.: E3NY9  
 Matrix: (SOIL/SED/WATER) SOIL Lab Sample ID: H1704-03A  
 Sample wt/vol: 30.5 (g/mL) G Lab File ID: E3G6284F.D/E3G6284R.D  
 % Moisture: 43 Decanted: (Y/N) N Date Received: 09/03/2009  
 Extraction: (Type) SONC Date Extracted: 09/03/2009  
 Concentrated Extract Volume: 10000 (uL) Date Analyzed: 09/05/2009  
 Injection Volume: 1.0 (uL) GPC Factor: 1.00 Dilution Factor: 1.0  
 GPC Cleanup: (Y/N) N pH: 7.2 Sulfur Cleanup: (Y/N) Y  
 Acid Cleanup: (Y/N) Y

CAS NO.	COMPOUND	CONCENTRATION UNITS:	
		(ug/L or ug/Kg)	UG/KG
12674-11-2	Aroclor-1016	57	U
11104-28-2	Aroclor-1221	57	U
11141-16-5	Aroclor-1232	57	U
53469-21-9	Aroclor-1242	57	U
12672-29-6	Aroclor-1248	860	E
11097-69-1	Aroclor-1254	800	
11096-82-5	Aroclor-1260	57	U
37324-23-5	Aroclor-1262	57	U
11100-14-4	Aroclor-1268	57	U

**PRELIMINARY**

SOM01.2 (6/2007)

1H - FORM I ARO  
 AROCLOR ORGANICS ANALYSIS DATA SHEET

EPA SAMPLE NO.

E3P01DL

Lab Name: MITKEM LABORATORIES Contract: EP-W-05-030  
 Lab Code: MITKEM Case No.: 38947 Mod. Ref No.:                      SDG No.: E3NY9  
 Matrix: (SOIL/SED/WATER) SOIL Lab Sample ID: H1704-03ADL  
 Sample wt/vol: 30.5 (g/mL) G Lab File ID: E3G6369F.D/E3G6369R.D  
 % Moisture: 43 Decanted: (Y/N) N Date Received: 09/03/2009  
 Extraction: (Type) SONC Date Extracted: 09/03/2009  
 Concentrated Extract Volume: 10000 (uL) Date Analyzed: 09/06/2009  
 Injection Volume: 1.0 (uL) GPC Factor: 1.00 Dilution Factor: 2.0  
 GPC Cleanup: (Y/N) N pH: 7.2 Sulfur Cleanup: (Y/N) Y  
 Acid Cleanup: (Y/N) Y

CAS NO.	COMPOUND	CONCENTRATION UNITS:	
		ug/L or ug/Kg	ug/Kg
12674-11-2	Aroclor-1016	110	U
11104-28-2	Aroclor-1221	110	U
11141-16-5	Aroclor-1232	110	U
53469-21-9	Aroclor-1242	110	U
12672-29-6	Aroclor-1248	910	D
11097-69-1	Aroclor-1254	860	D
11096-82-5	Aroclor-1260	110	U
37324-23-5	Aroclor-1262	110	U
11100-14-4	Aroclor-1268	110	U

**PRELIMINARY**

SOM01.2 (6/2007)

1H - FORM I ARO  
 AROCLOR ORGANICS ANALYSIS DATA SHEET

EPA SAMPLE NO.

E3P02

Lab Name: MITKEM LABORATORIES Contract: EP-W-05-030  
 Lab Code: MITKEM Case No.: 38947 Mod. Ref No.: \_\_\_\_\_ SDG No.: E3NY9  
 Matrix: (SOIL/SED/WATER) SOIL Lab Sample ID: H1704-04A  
 Sample wt/vol: 30.1 (g/mL) G Lab File ID: E3G6285F.D/E3G6285R.D  
 % Moisture: 36 Decanted: (Y/N) N Date Received: 09/03/2009  
 Extraction: (Type) SONC Date Extracted: 09/03/2009  
 Concentrated Extract Volume: 10000 (uL) Date Analyzed: 09/05/2009  
 Injection Volume: 1.0 (uL) GPC Factor: 1.00 Dilution Factor: 1.0  
 GPC Cleanup: (Y/N) N pH: 7.3 Sulfur Cleanup: (Y/N) Y  
 Acid Cleanup: (Y/N) Y

CAS NO.	COMPOUND	CONCENTRATION UNITS:	
		(ug/L or ug/Kg)	UG/KG
12674-11-2	Aroclor-1016	51	U
11104-28-2	Aroclor-1221	51	U
11141-16-5	Aroclor-1232	51	U
53469-21-9	Aroclor-1242	51	U
12672-29-6	Aroclor-1248	760	E
11097-69-1	Aroclor-1254	860	E
11096-82-5	Aroclor-1260	51	U
37324-23-5	Aroclor-1262	51	U
11100-14-4	Aroclor-1268	51	U

**PRELIMINARY**

SOM01.2 (6/2007)

1H - FORM I ARO  
 AROCLOR ORGANICS ANALYSIS DATA SHEET

EPA SAMPLE NO.

E3P02DL

Lab Name: MITKEM LABORATORIES Contract: EP-W-05-030  
 Lab Code: MITKEM Case No.: 38947 Mod. Ref No.:                      SDG No.: E3NY9  
 Matrix: (SOIL/SED/WATER) SOIL Lab Sample ID: H1704-04ADL  
 Sample wt/vol: 30.1 (g/mL) G Lab File ID: E3G6370F.D/E3G6370R.D  
 % Moisture: 36 Decanted: (Y/N) N Date Received: 09/03/2009  
 Extraction: (Type) SONC Date Extracted: 09/03/2009  
 Concentrated Extract Volume: 10000 (uL) Date Analyzed: 09/06/2009  
 Injection Volume: 1.0 (uL) GPC Factor: 1.00 Dilution Factor: 2.0  
 GPC Cleanup: (Y/N) N pH: 7.3 Sulfur Cleanup: (Y/N) Y  
 Acid Cleanup: (Y/N) Y

CAS NO.	COMPOUND	CONCENTRATION UNITS:		Q
		(ug/L or ug/Kg)	UG/KG	
12674-11-2	Aroclor-1016		100	U
11104-28-2	Aroclor-1221		100	U
11141-16-5	Aroclor-1232		100	U
53469-21-9	Aroclor-1242		100	U
12672-29-6	Aroclor-1248		860	D
11097-69-1	Aroclor-1254		980	D
11096-82-5	Aroclor-1260		100	U
37324-23-5	Aroclor-1262		100	U
11100-14-4	Aroclor-1268		100	U

**PRELIMINARY**  
 SOM01.2 (6/2007)

1H - FORM I ARO  
 AROCLOR ORGANICS ANALYSIS DATA SHEET

EPA SAMPLE NO.

E3P03

Lab Name: MITKEM LABORATORIES Contract: EP-W-05-030  
 Lab Code: MITKEM Case No.: 38947 Mod. Ref No.: \_\_\_\_\_ SDG No.: E3NY9  
 Matrix: (SOIL/SED/WATER) SOIL Lab Sample ID: H1704-05A  
 Sample wt/vol: 31.1 (g/mL) G Lab File ID: E3G6286F.D/E3G6286R.D  
 % Moisture: 35 Decanted: (Y/N) N Date Received: 09/03/2009  
 Extraction: (Type) SONC Date Extracted: 09/03/2009  
 Concentrated Extract Volume: 10000 (uL) Date Analyzed: 09/05/2009  
 Injection Volume: 1.0 (uL) GPC Factor: 1.00 Dilution Factor: 1.0  
 GPC Cleanup: (Y/N) N pH: 7.2 Sulfur Cleanup: (Y/N) Y  
 Acid Cleanup: (Y/N) Y

CAS NO.	COMPOUND	CONCENTRATION UNITS:	
		(ug/L or ug/Kg)	UG/KG
12674-11-2	Aroclor-1016	49	U
11104-28-2	Aroclor-1221	49	U
11141-16-5	Aroclor-1232	49	U
53469-21-9	Aroclor-1242	49	U
12672-29-6	Aroclor-1248	49	U
11097-69-1	Aroclor-1254	49	U
11096-82-5	Aroclor-1260	49	U
37324-23-5	Aroclor-1262	49	U
11100-14-4	Aroclor-1268	49	U

**PRELIMINARY**

SOM01.2 (6/2007)



1H - FORM I ARO  
 AROCLOR ORGANICS ANALYSIS DATA SHEET

EPA SAMPLE NO.

E3P04

Lab Name: MITKEM LABORATORIES Contract: EP-W-05-030  
 Lab Code: MITKEM Case No.: 38947 Mod. Ref No.: \_\_\_\_\_ SDG No.: E3NY9  
 Matrix: (SOIL/SED/WATER) SOIL Lab Sample ID: H1704-06A  
 Sample wt/vol: 30.2 (g/mL) G Lab File ID: E3G6287F.D/E3G6287R.D  
 % Moisture: 34 Decanted: (Y/N) N Date Received: 09/03/2009  
 Extraction: (Type) SONC Date Extracted: 09/03/2009  
 Concentrated Extract Volume: 10000 (uL) Date Analyzed: 09/05/2009  
 Injection Volume: 1.0 (uL) GPC Factor: 1.00 Dilution Factor: 1.0  
 GPC Cleanup: (Y/N) N pH: 7.7 Sulfur Cleanup: (Y/N) Y  
 Acid Cleanup: (Y/N) Y

CAS NO.	COMPOUND	CONCENTRATION UNITS:		Q
		(ug/L or ug/Kg)	UG/KG	
12674-11-2	Aroclor-1016		50	U
11104-28-2	Aroclor-1221		50	U
11141-16-5	Aroclor-1232		50	U
53469-21-9	Aroclor-1242		50	U
12672-29-6	Aroclor-1248		50	U
11097-69-1	Aroclor-1254		50	U
11096-82-5	Aroclor-1260		50	U
37324-23-5	Aroclor-1262		50	U
11100-14-4	Aroclor-1268		50	U

**PRELIMINARY**

1H - FORM I ARO  
 AROCLOR ORGANICS ANALYSIS DATA SHEET

EPA SAMPLE NO.

E3P05

Lab Name: MITKEM LABORATORIES Contract: EP-W-05-030  
 Lab Code: MITKEM Case No.: 38947 Mod. Ref No.: \_\_\_\_\_ SDG No.: E3NY9  
 Matrix: (SOIL/SED/WATER) SOIL Lab Sample ID: H1704-07A  
 Sample wt/vol: 30.4 (g/mL) G Lab File ID: E3G6288F.D/E3G6288R.D  
 % Moisture: 29 Decanted: (Y/N) N Date Received: 09/03/2009  
 Extraction: (Type) SONC Date Extracted: 09/03/2009  
 Concentrated Extract Volume: 10000 (uL) Date Analyzed: 09/05/2009  
 Injection Volume: 1.0 (uL) GPC Factor: 1.00 Dilution Factor: 1.0  
 GPC Cleanup: (Y/N) N pH: 7.8 Sulfur Cleanup: (Y/N) Y  
 Acid Cleanup: (Y/N) Y

CAS NO.	COMPOUND	CONCENTRATION UNITS:		Q
		(ug/L or ug/Kg)	UG/KG	
12674-11-2	Aroclor-1016		46	U
11104-28-2	Aroclor-1221		46	U
11141-16-5	Aroclor-1232		46	U
53469-21-9	Aroclor-1242		46	U
12672-29-6	Aroclor-1248		46	U
11097-69-1	Aroclor-1254		46	U
11096-82-5	Aroclor-1260		46	U
37324-23-5	Aroclor-1262		46	U
11100-14-4	Aroclor-1268		46	U

**PRELIMINARY**  
 SOM01.2 (6/2007)

1H - FORM I ARO  
 AROCLOR ORGANICS ANALYSIS DATA SHEET

EPA SAMPLE NO.

E3P05MS(1)

Lab Name: MITKEM LABORATORIES Contract: EP-W-05-030  
 Lab Code: MITKEM Case No.: 38947 Mod. Ref No.:                      SDG No.: E3NY9  
 Matrix: (SOIL/SED/WATER) SOIL Lab Sample ID: H1704-07AMS  
 Sample wt/vol: 30.1 (g/mL) G Lab File ID: E3G6289F.D  
 % Moisture: 29 Decanted: (Y/N) N Date Received: 09/03/2009  
 Extraction: (Type) SONC Date Extracted: 09/03/2009  
 Concentrated Extract Volume: 10000 (uL) Date Analyzed: 09/05/2009  
 Injection Volume: 1.0 (uL) GPC Factor: 1.00 Dilution Factor: 1.0  
 GPC Cleanup: (Y/N) N pH: 7.8 Sulfur Cleanup: (Y/N) Y  
 Acid Cleanup: (Y/N) Y

CAS NO.	COMPOUND	CONCENTRATION UNITS:	
		ug/L or ug/Kg	UG/KG
12674-11-2	Aroclor-1016	160	Q
11104-28-2	Aroclor-1221	46	U
11141-16-5	Aroclor-1232	46	U
53469-21-9	Aroclor-1242	46	U
12672-29-6	Aroclor-1248	46	U
11097-69-1	Aroclor-1254	46	U
11096-82-5	Aroclor-1260	140	
37324-23-5	Aroclor-1262	46	U
11100-14-4	Aroclor-1268	46	U

**PRELIMINARY**

SOM01.2 (6/2007)

1H - FORM I ARO  
 AROCLOR ORGANICS ANALYSIS DATA SHEET

EPA SAMPLE NO.

E3P05MS (2)

Lab Name: MITKEM LABORATORIES Contract: EP-W-05-030  
 Lab Code: MITKEM Case No.: 38947 Mod. Ref No.:                      SDG No.: E3NY9  
 Matrix: (SOIL/SED/WATER) SOIL Lab Sample ID: H1704-07AMS  
 Sample wt/vol: 30.1 (g/mL) G Lab File ID: E3G6289R.D  
 % Moisture: 29 Decanted: (Y/N) N Date Received: 09/03/2009  
 Extraction: (Type) SONC Date Extracted: 09/03/2009  
 Concentrated Extract Volume: 10000 (uL) Date Analyzed: 09/05/2009  
 Injection Volume: 1.0 (uL) GPC Factor: 1.00 Dilution Factor: 1.0  
 GPC Cleanup: (Y/N) N pH: 7.8 Sulfur Cleanup: (Y/N) Y  
 Acid Cleanup: (Y/N) Y

CAS NO.	COMPOUND	CONCENTRATION UNITS:	
		(ug/L or ug/Kg)	UG/KG
12674-11-2	Aroclor-1016		140
11104-28-2	Aroclor-1221		46 U
11141-16-5	Aroclor-1232		46 U
53469-21-9	Aroclor-1242		46 U
12672-29-6	Aroclor-1248		46 U
11097-69-1	Aroclor-1254		46 U
11096-82-5	Aroclor-1260		140
37324-23-5	Aroclor-1262		46 U
11100-14-4	Aroclor-1268		46 U

**PRELIMINARY**

SOM01.2 (6/2007)

1H - FORM I ARO  
 AROCLOR ORGANICS ANALYSIS DATA SHEET

EPA SAMPLE NO.

E3P05MSD(1)

Lab Name: MITKEM LABORATORIES Contract: EP-W-05-030  
 Lab Code: MITKEM Case No.: 38947 Mod. Ref No.: \_\_\_\_\_ SDG No.: E3NY9  
 Matrix: (SOIL/SED/WATER) SOIL Lab Sample ID: H1704-07AMSD  
 Sample wt/vol: 30.1 (g/mL) G Lab File ID: E3G6290F.D  
 % Moisture: 29 Decanted: (Y/N) N Date Received: 09/03/2009  
 Extraction: (Type) SONC Date Extracted: 09/03/2009  
 Concentrated Extract Volume: 10000 (uL) Date Analyzed: 09/05/2009  
 Injection Volume: 1.0 (uL) GPC Factor: 1.00 Dilution Factor: 1.0  
 GPC Cleanup: (Y/N) N pH: 7.8 Sulfur Cleanup: (Y/N) Y  
 Acid Cleanup: (Y/N) Y

CAS NO.	COMPOUND	CONCENTRATION UNITS:	
		UG/KG	Q
12674-11-2	Aroclor-1016	160	
11104-28-2	Aroclor-1221	46	U
11141-16-5	Aroclor-1232	46	U
53469-21-9	Aroclor-1242	46	U
12672-29-6	Aroclor-1248	46	U
11097-69-1	Aroclor-1254	46	U
11096-82-5	Aroclor-1260	140	
37324-23-5	Aroclor-1262	46	U
11100-14-4	Aroclor-1268	46	U

**PRELIMINARY**  
 SOM01.2 (6/2007)

1H - FORM I ARO  
 AROCLOR ORGANICS ANALYSIS DATA SHEET

EPA SAMPLE NO.

E3P05MSD(2)

Lab Name: MITKEM LABORATORIES Contract: EP-W-05-030  
 Lab Code: MITKEM Case No.: 38947 Mod. Ref No.: \_\_\_\_\_ SDG No.: E3NY9  
 Matrix: (SOIL/SED/WATER) SOIL Lab Sample ID: H1704-07AMSD  
 Sample wt/vol: 30.1 (g/mL) G Lab File ID: E3G6290R.D  
 % Moisture: 29 Decanted: (Y/N) N Date Received: 09/03/2009  
 Extraction: (Type) SONC Date Extracted: 09/03/2009  
 Concentrated Extract Volume: 10000 (uL) Date Analyzed: 09/05/2009  
 \* Injection Volume: 1.0 (uL) GPC Factor: 1.00 Dilution Factor: 1.0  
 GPC Cleanup: (Y/N) N pH: 7.8 Sulfur Cleanup: (Y/N) Y  
 Acid Cleanup: (Y/N) Y

CAS NO.	COMPOUND	CONCENTRATION UNITS:	
		(ug/L or ug/Kg)	UG/KG
12674-11-2	Aroclor-1016		140
11104-28-2	Aroclor-1221		46
11141-16-5	Aroclor-1232		46
53469-21-9	Aroclor-1242		46
12672-29-6	Aroclor-1248		46
11097-69-1	Aroclor-1254		46
11096-82-5	Aroclor-1260		140
37324-23-5	Aroclor-1262		46
11100-14-4	Aroclor-1268		46

**PRELIMINARY**

SOM01.2 (6/2007)

1H - FORM I ARO  
 AROCLOR ORGANICS ANALYSIS DATA SHEET

EPA SAMPLE NO.

E3P06

Lab Name: MITKEM LABORATORIES Contract: EP-W-05-030  
 Lab Code: MITKEM Case No.: 38947 Mod. Ref No.: \_\_\_\_\_ SDG No.: E3NY9  
 Matrix: (SOIL/SED/WATER) SOIL Lab Sample ID: H1704-08A  
 Sample wt/vol: 31.4 (g/mL) G Lab File ID: E3G6291F.D/E3G6291R.D  
 % Moisture: 13 Decanted: (Y/N) N Date Received: 09/03/2009  
 Extraction: (Type) SONC Date Extracted: 09/03/2009  
 Concentrated Extract Volume: 10000 (uL) Date Analyzed: 09/05/2009  
 Injection Volume: 1.0 (uL) GPC Factor: 1.00 Dilution Factor: 1.0  
 GPC Cleanup: (Y/N) N pH: 7.8 Sulfur Cleanup: (Y/N) Y  
 Acid Cleanup: (Y/N) Y

CAS NO.	COMPOUND	CONCENTRATION UNITS:	
		(ug/L or ug/Kg)	UG/KG
12674-11-2	Aroclor-1016	36	U
11104-28-2	Aroclor-1221	36	U
11141-16-5	Aroclor-1232	36	U
53469-21-9	Aroclor-1242	36	U
12672-29-6	Aroclor-1248	36	U
11097-69-1	Aroclor-1254	36	U
11096-82-5	Aroclor-1260	36	U
37324-23-5	Aroclor-1262	36	U
11100-14-4	Aroclor-1268	36	U

**PRELIMINARY**

SOM01.2 (6/2007)

1H - FORM I ARO  
 AROCLOR ORGANICS ANALYSIS DATA SHEET

EPA SAMPLE NO.

E3P24

Lab Name: MITKEM LABORATORIES Contract: EP-W-05-030  
 Lab Code: MITKEM Case No.: 38947 Mod. Ref No.: \_\_\_\_\_ SDG No.: E3NY9  
 Matrix: (SOIL/SED/WATER) SOIL Lab Sample ID: H1704-15A  
 Sample wt/vol: 31.5 (g/mL) G Lab File ID: E3G6382F.D/E3G6382R.D  
 % Moisture: 45 Decanted: (Y/N) N Date Received: 09/03/2009  
 Extraction: (Type) SONC Date Extracted: 09/03/2009  
 Concentrated Extract Volume: 10000 (uL) Date Analyzed: 09/06/2009  
 Injection Volume: 1.0 (uL) GPC Factor: 1.00 Dilution Factor: 3.0  
 GPC Cleanup: (Y/N) N pH: 7.1 Sulfur Cleanup: (Y/N) Y  
 Acid Cleanup: (Y/N) Y

CAS NO.	COMPOUND	CONCENTRATION UNITS:	
		(ug/L or ug/Kg)	UG/KG
12674-11-2	Aroclor-1016	170	U
11104-28-2	Aroclor-1221	170	U
11141-16-5	Aroclor-1232	170	U
53469-21-9	Aroclor-1242	7400	EC
12672-29-6	Aroclor-1248	7600	EC
11097-69-1	Aroclor-1254	3700	E
11096-82-5	Aroclor-1260	170	U
37324-23-5	Aroclor-1262	170	U
11100-14-4	Aroclor-1268	170	U

**PRELIMINARY**



1H - FORM I ARO  
 AROCLOR ORGANICS ANALYSIS DATA SHEET

EPA SAMPLE NO.

E3P24DL

Lab Name: MITKEM LABORATORIES Contract: EP-W-05-030  
 Lab Code: MITKEM Case No.: 38947 Mod. Ref No.: \_\_\_\_\_ SDG No.: E3NY9  
 Matrix: (SOIL/SED/WATER) SOIL Lab Sample ID: H1704-15ADL  
 Sample wt/vol: 31.5 (g/mL) G Lab File ID: E3G6373F.D/E3G6373R.D  
 % Moisture: 45 Decanted: (Y/N) N Date Received: 09/03/2009  
 Extraction: (Type) SONC Date Extracted: 09/03/2009  
 Concentrated Extract Volume: 10000 (uL) Date Analyzed: 09/06/2009  
 Injection Volume: 1.0 (uL) GPC Factor: 1.00 Dilution Factor: 30.0  
 GPC Cleanup: (Y/N) N pH: 7.1 Sulfur Cleanup: (Y/N) Y  
 Acid Cleanup: (Y/N) Y

CAS NO.	COMPOUND	CONCENTRATION UNITS:	
		ug/L or ug/Kg	ug/KG
12674-11-2	Aroclor-1016	1700	U
11104-28-2	Aroclor-1221	1700	U
11141-16-5	Aroclor-1232	1700	U
53469-21-9	Aroclor-1242	9700	DC
12672-29-6	Aroclor-1248	9500	DC
11097-69-1	Aroclor-1254	4300	D
11096-82-5	Aroclor-1260	1700	U
37324-23-5	Aroclor-1262	1700	U
11100-14-4	Aroclor-1268	1700	U

**PRELIMINARY**

SOM01.2 (6/2007)

1H - FORM I ARO  
 AROCLOR ORGANICS ANALYSIS DATA SHEET

EPA SAMPLE NO.

E3P25

Lab Name: MITKEM LABORATORIES Contract: EP-W-05-030  
 Lab Code: MITKEM Case No.: 38947 Mod. Ref No.: \_\_\_\_\_ SDG No.: E3NY9  
 Matrix: (SOIL/SED/WATER) SOIL Lab Sample ID: H1704-16A  
 Sample wt/vol: 30.3 (g/mL) G Lab File ID: E3G6299F.D/E3G6299R.D  
 % Moisture: 40 Decanted: (Y/N) N Date Received: 09/03/2009  
 Extraction: (Type) SONC Date Extracted: 09/03/2009  
 Concentrated Extract Volume: 10000 (uL) Date Analyzed: 09/05/2009  
 Injection Volume: 1.0 (uL) GPC Factor: 1.00 Dilution Factor: 1.0  
 GPC Cleanup: (Y/N) N pH: 7.0 Sulfur Cleanup: (Y/N) Y  
 Acid Cleanup: (Y/N) Y

CAS NO.	COMPOUND	CONCENTRATION UNITS:	
		(ug/L or ug/Kg)	UG/KG
12674-11-2	Aroclor-1016	54	U
11104-28-2	Aroclor-1221	54	U
11141-16-5	Aroclor-1232	54	U
53469-21-9	Aroclor-1242	54	U
12672-29-6	Aroclor-1248	1700	E
11097-69-1	Aroclor-1254	1500	E
11096-82-5	Aroclor-1260	54	U
37324-23-5	Aroclor-1262	54	U
11100-14-4	Aroclor-1268	54	U

**PRELIMINARY**

1H - FORM I ARO  
 AROCLOR ORGANICS ANALYSIS DATA SHEET

EPA SAMPLE NO.

E3P25DL

Lab Name: MITKEM LABORATORIES Contract: EP-W-05-030  
 Lab Code: MITKEM Case No.: 38947 Mod. Ref No.: SDG No.: E3NY9  
 Matrix: (SOIL/SED/WATER) SOIL Lab Sample ID: H1704-16ADL  
 Sample wt/vol: 30.3 (g/mL) G Lab File ID: E3G6372F.D/E3G6372R.D  
 % Moisture: 40 Decanted: (Y/N) N Date Received: 09/03/2009  
 Extraction: (Type) SONC Date Extracted: 09/03/2009  
 Concentrated Extract Volume: 10000 (uL) Date Analyzed: 09/06/2009  
 Injection Volume: 1.0 (uL) GPC Factor: 1.00 Dilution Factor: 7.0  
 GPC Cleanup: (Y/N) N pH: 7.0 Sulfur Cleanup: (Y/N) Y  
 Acid Cleanup: (Y/N) Y

CAS NO.	COMPOUND	CONCENTRATION UNITS:	
		(ug/L or ug/Kg)	UG/KG
12674-11-2	Aroclor-1016	380	U
11104-28-2	Aroclor-1221	380	U
11141-16-5	Aroclor-1232	380	U
53469-21-9	Aroclor-1242	380	U
12672-29-6	Aroclor-1248	2100	D
11097-69-1	Aroclor-1254	1900	D
11096-82-5	Aroclor-1260	380	U
37324-23-5	Aroclor-1262	380	U
11100-14-4	Aroclor-1268	380	U

**PRELIMINARY**

SOM01.2 (6/2007)

1H - FORM I ARO  
 AROCLOR ORGANICS ANALYSIS DATA SHEET

EPA SAMPLE NO.

E3P26

Lab Name: MITKEM LABORATORIES Contract: EP-W-05-030  
 Lab Code: MITKEM Case No.: 38947 Mod. Ref No.: SDG No.: E3NY9  
 Matrix: (SOIL/SED/WATER) SOIL Lab Sample ID: H1704-17A  
 Sample wt/vol: 30.4 (g/mL) G Lab File ID: E3G6300F.D/E3G6300R.D  
 % Moisture: 32 Decanted: (Y/N) N Date Received: 09/03/2009  
 Extraction: (Type) SONC Date Extracted: 09/03/2009  
 Concentrated Extract Volume: 10000 (uL) Date Analyzed: 09/05/2009  
 Injection Volume: 1.0 (uL) GPC Factor: 1.00 Dilution Factor: 1.0  
 GPC Cleanup: (Y/N) N pH: 7.4 Sulfur Cleanup: (Y/N) Y  
 Acid Cleanup: (Y/N) Y

CAS NO.	COMPOUND	CONCENTRATION UNITS: UG/KG	
		(ug/L or ug/Kg)	Q
12674-11-2	Aroclor-1016	48	U
11104-28-2	Aroclor-1221	48	U
11141-16-5	Aroclor-1232	48	U
53469-21-9	Aroclor-1242	48	U
12672-29-6	Aroclor-1248	48	U
11097-69-1	Aroclor-1254	84	
11096-82-5	Aroclor-1260	48	U
37324-23-5	Aroclor-1262	48	U
11100-14-4	Aroclor-1268	48	U

**PRELIMINARY**

SOM01.2 (6/2007)

1H - FORM I ARO  
 AROCLOR ORGANICS ANALYSIS DATA SHEET

EPA SAMPLE NO.

E3P27

Lab Name: MITKEM LABORATORIES Contract: EP-W-05-030  
 Lab Code: MITKEM Case No.: 38947 Mod. Ref No.: SDG No.: E3NY9  
 Matrix: (SOIL/SED/WATER) SOIL Lab Sample ID: H1704-18A  
 Sample wt/vol: 31.2 (g/mL) G Lab File ID: E3G6301F.D/E3G6301R.D  
 % Moisture: 32 Decanted: (Y/N) N Date Received: 09/03/2009  
 Extraction: (Type) SONC Date Extracted: 09/03/2009  
 Concentrated Extract Volume: 10000 (uL) Date Analyzed: 09/05/2009  
 Injection Volume: 1.0 (uL) GPC Factor: 1.00 Dilution Factor: 1.0  
 GPC Cleanup: (Y/N) N pH: 7.4 Sulfur Cleanup: (Y/N) Y  
 Acid Cleanup: (Y/N) Y

CAS NO.	COMPOUND	CONCENTRATION UNITS:	
		(ug/L or ug/Kg)	UG/KG
12674-11-2	Aroclor-1016	47	U
11104-28-2	Aroclor-1221	47	U
11141-16-5	Aroclor-1232	47	U
53469-21-9	Aroclor-1242	47	U
12672-29-6	Aroclor-1248	55	
11097-69-1	Aroclor-1254	54	
11096-82-5	Aroclor-1260	47	U
37324-23-5	Aroclor-1262	47	U
11100-14-4	Aroclor-1268	47	U

**PRELIMINARY**

SOM01.2 (6/2007)

1H - FORM I ARO  
 AROCLOR ORGANICS ANALYSIS DATA SHEET

EPA SAMPLE NO.

E3P28

Lab Name: MITKEM LABORATORIES Contract: EP-W-05-030  
 Lab Code: MITKEM Case No.: 38947 Mod. Ref No.:                      SDG No.: E3NY9  
 Matrix: (SOIL/SED/WATER) SOIL Lab Sample ID: H1704-19A  
 Sample wt/vol: 31.3 (g/mL) G Lab File ID: E3G6302F.D/E3G6302R.D  
 % Moisture: 38 Decanted: (Y/N) N Date Received: 09/03/2009  
 Extraction: (Type) SONC Date Extracted: 09/03/2009  
 Concentrated Extract Volume: 10000 (uL) Date Analyzed: 09/05/2009  
 Injection Volume: 1.0 (uL) GPC Factor: 1.00 Dilution Factor: 1.0  
 GPC Cleanup: (Y/N) N pH: 7.4 Sulfur Cleanup: (Y/N) Y  
 Acid Cleanup: (Y/N) Y

CAS NO.	COMPOUND	CONCENTRATION UNITS:	
		UG/KG (ug/L or ug/Kg)	Q
12674-11-2	Aroclor-1016	51	U
11104-28-2	Aroclor-1221	51	U
11141-16-5	Aroclor-1232	51	U
53469-21-9	Aroclor-1242	51	U
12672-29-6	Aroclor-1248	51	U
11097-69-1	Aroclor-1254	51	U
11096-82-5	Aroclor-1260	51	U
37324-23-5	Aroclor-1262	51	U
11100-14-4	Aroclor-1268	51	U

**PRELIMINARY**

SOM01.2 (6/2007)

1H - FORM I ARO  
 AROCLOR ORGANICS ANALYSIS DATA SHEET

EPA SAMPLE NO.

E3P29

Lab Name: MITKEM LABORATORIES Contract: EP-W-05-030  
 Lab Code: MITKEM Case No.: 38947 Mod. Ref No.: \_\_\_\_\_ SDG No.: E3NY9  
 Matrix: (SOIL/SED/WATER) SOIL Lab Sample ID: H1704-20A  
 Sample wt/vol: 30.1 (g/mL) G Lab File ID: E3G6383F.D/E3G6383R.D  
 % Moisture: 42 Decanted: (Y/N) N Date Received: 09/03/2009  
 Extraction: (Type) SONC Date Extracted: 09/03/2009  
 Concentrated Extract Volume: 10000 (uL) Date Analyzed: 09/06/2009  
 Injection Volume: 1.0 (uL) GPC Factor: 1.00 Dilution Factor: 2.0  
 GPC Cleanup: (Y/N) N pH: 6.8 Sulfur Cleanup: (Y/N) Y  
 Acid Cleanup: (Y/N) Y

CAS NO.	COMPOUND	CONCENTRATION UNITS:	
		(ug/L or ug/Kg)	UG/KG
12674-11-2	Aroclor-1016	110	U
11104-28-2	Aroclor-1221	110	U
11141-16-5	Aroclor-1232	110	U
53469-21-9	Aroclor-1242	110	U
12672-29-6	Aroclor-1248	4700	E
11097-69-1	Aroclor-1254	2500	E
11096-82-5	Aroclor-1260	110	U
37324-23-5	Aroclor-1262	110	U
11100-14-4	Aroclor-1268	110	U

**PRELIMINARY**  
 SOM01.2 (6/2007)

1H - FORM I ARO  
 AROCLOR ORGANICS ANALYSIS DATA SHEET

EPA SAMPLE NO.

E3P29DL

Lab Name: MITKEM LABORATORIES Contract: EP-W-05-030  
 Lab Code: MITKEM Case No.: 38947 Mod. Ref No.: \_\_\_\_\_ SDG No.: E3NY9  
 Matrix: (SOIL/SED/WATER) SOIL Lab Sample ID: H1704-20ADL  
 Sample wt/vol: 30.1 (g/mL) G Lab File ID: E3G6374F.D/E3G6374R.D  
 % Moisture: 42 Decanted: (Y/N) N Date Received: 09/03/2009  
 Extraction: (Type) SONC Date Extracted: 09/03/2009  
 Concentrated Extract Volume: 10000 (uL) Date Analyzed: 09/06/2009  
 Injection Volume: 1.0 (uL) GPC Factor: 1.00 Dilution Factor: 20.0  
 GPC Cleanup: (Y/N) N pH: 6.8 Sulfur Cleanup: (Y/N) Y  
 Acid Cleanup: (Y/N) Y

CAS NO.	COMPOUND	CONCENTRATION UNITS: $\mu\text{G/KG}$	
		(ug/L or ug/Kg)	Q
12674-11-2	Aroclor-1016	1100	U
11104-28-2	Aroclor-1221	1100	U
11141-16-5	Aroclor-1232	1100	U
53469-21-9	Aroclor-1242	1100	U
12672-29-6	Aroclor-1248	6300	D
11097-69-1	Aroclor-1254	3300	D
11096-82-5	Aroclor-1260	1100	U
37324-23-5	Aroclor-1262	1100	U
11100-14-4	Aroclor-1268	1100	U

**PRELIMINARY**

SOM01.2 (6/2007)



10C - FORM X ARO  
 IDENTIFICATION SUMMARY  
 FOR MULTICOMPONENT ANALYTES

EPA SAMPLE NO.

E3NY9

Lab Name: MITKEM LABORATORIES Contract: EP-W-05-030  
 Lab Code: MITKEM Case No.: 38947 Mod. Ref No.: SDG No.: E3NY9  
 Lab Sample ID: H1704-09A Date(s) Analyzed: 09/05/2009 09/05/2009  
 Instrument ID (1): E3 Instrument ID (2): E3  
 GC Column(1): CLPPest ID: 0.53 (mm) GC Column(2): CLPPestII ID: 0.53 (MM)

ANALYTE	PEAK	RT	RT WINDOW		CONCENTRATION		%D.
			FROM	TO	PEAK	MEAN	
Aroclor-1254	1	5.862	5.795	5.935	1172.8891	1260.746417	
	2	6.164	6.096	6.236	1370.5908		
COLUMN 1	3	6.690	6.619	6.759	1238.7594		
	4						
	5						
COLUMN 2	1	6.208	6.135	6.275	1101.6499	1127.295121	11.8
	2	6.757	6.689	6.829	1077.2185		
	3	7.036	6.967	7.107	1203.0169		
	4						
	5						

At least 3 peaks for each column are required for identification of multicomponent analytes

**PRELIMINARY**

10C - FORM X ARO  
 IDENTIFICATION SUMMARY  
 FOR MULTICOMPONENT ANALYTES

EPA SAMPLE NO.

E3NY9DL

Lab Name: MITKEM LABORATORIES Contract: EP-W-05-030  
 Lab Code: MITKEM Case No.: 38947 Mod. Ref No.: SDG No.: E3NY9  
 Lab Sample ID: H1704-09ADL Date(s) Analyzed: 09/06/2009 09/06/2009  
 Instrument ID (1): E3 Instrument ID (2): E3  
 GC Column(1): CLPPest ID: 0.53 (mm) GC Column(2): CLPPestII ID: 0.53 (MM)

ANALYTE	PEAK	RT	RT WINDOW		CONCENTRATION		%D
			FROM	TO	PEAK	MEAN	
Aroclor-1254	1	5.861	5.795	5.935	1315.1519	1394.688140	
	2	6.161	6.096	6.236	1500.0718		
COLUMN 1	3	6.687	6.619	6.759	1368.8408		
	4						
	5						
COLUMN 2	1	6.203	6.135	6.275	1277.9038	1301.591009	7.2
	2	6.752	6.689	6.829	1233.2712		
	3	7.029	6.967	7.107	1393.5981		
	4						
	5						

At least 3 peaks for each column are required for identification of multicomponent analytes

**PRELIMINARY**

10C - FORM X ARO  
 IDENTIFICATION SUMMARY  
 FOR MULTICOMPONENT ANALYTES

EPA SAMPLE NO.

E3NZ0

Lab Name: MITKEM LABORATORIES Contract: EP-W-05-030  
 Lab Code: MITKEM Case No.: 38947 Mod. Ref No.: SDG No.: E3NY9  
 Lab Sample ID: H1704-10A Date(s) Analyzed: 09/05/2009 09/05/2009  
 Instrument ID (1): E3 Instrument ID (2): E3  
 GC Column(1): CLPPest ID: 0.53 (mm) GC Column(2): CLPPestII ID: 0.53 (MM)

ANALYTE	PEAK	RT	RT WINDOW		CONCENTRATION		%D
			FROM	TO	PEAK	MEAN	
Aroclor-1254	1	5.863	5.795	5.935	100.6974	71.518414	
	2	6.163	6.096	6.236	76.0878		
	3	6.643	6.619	6.759	37.7701		
COLUMN 1	4						
	5						
COLUMN 2	1	6.228	6.135	6.275	313.6025	147.612974	106.4
	2	6.753	6.689	6.829	84.6948		
	3	7.038	6.967	7.107	44.5417		
	4						
	5						

At least 3 peaks for each column are required for identification of multicomponent analytes

**PRELIMINARY**

10C - FORM X ARO  
 IDENTIFICATION SUMMARY  
 FOR MULTICOMPONENT ANALYTES

EPA SAMPLE NO.

E3P01

Lab Name: MITKEM LABORATORIES Contract: EP-W-05-030  
 Lab Code: MITKEM Case No.: 38947 Mod. Ref No.: SDG No.: E3NY9  
 Lab Sample ID: H1704-03A Date(s) Analyzed: 09/05/2009 09/05/2009  
 Instrument ID (1): E3 Instrument ID (2): E3  
 GC Column(1): CLPPest ID: 0.53 (mm) GC Column(2): CLPPestII ID: 0.53 (MM)

ANALYTE	PEAK	RT	RT WINDOW		CONCENTRATION		%D
			FROM	TO	PEAK	MEAN	
Aroclor-1248	1	4.670	4.608	4.748	728.4914	965.152451	
	2	5.264	5.203	5.343	857.0748		
COLUMN 1	3	5.452	5.395	5.535	1309.8912		
	4						
	5						
COLUMN 2	1	5.671	5.607	5.747	665.9706	860.127534	12.2
	2	5.995	5.933	6.073	1017.6106		
	3	6.265	6.200	6.340	896.8014		
	4						
	5						
Aroclor-1254	1	5.857	5.795	5.935	819.4022	834.417969	
	2	6.157	6.096	6.236	932.9695		
COLUMN 1	3	6.683	6.619	6.759	750.8822		
	4						
	5						
COLUMN 2	1	6.202	6.135	6.275	741.5413	804.209675	3.8
	2	6.753	6.689	6.829	784.9074		
	3	7.030	6.967	7.107	886.1803		
	4						
	5						

At least 3 peaks for each column are required for identification of multicomponent analytes

**PRELIMINARY**

10C - FORM X ARO  
 IDENTIFICATION SUMMARY  
 FOR MULTICOMPONENT ANALYTES

EPA SAMPLE NO.

E3P01DL

Lab Name: MITKEM LABORATORIES Contract: EP-W-05-030  
 Lab Code: MITKEM Case No.: 38947 Mod. Ref No.: SDG No.: E3NY9  
 Lab Sample ID: H1704-03ADL Date(s) Analyzed: 09/06/2009 09/06/2009  
 Instrument ID (1): E3 Instrument ID (2): E3  
 GC Column(1): CLPPest ID: 0.53 (mm) GC Column(2): CLPPestII ID: 0.53 (MM)

ANALYTE	PEAK	RT	RT WINDOW		CONCENTRATION		%D
			FROM	TO	PEAK	MEAN	
Aroclor-1248	1	4.670	4.608	4.748	801.2403	1036.127498	
	2	5.267	5.203	5.343	911.0139		
COLUMN 1	3	5.452	5.395	5.535	1396.1283		
	4						
	5						
COLUMN 2	1	5.668	5.607	5.747	698.9019	914.815212	13.3
	2	5.992	5.933	6.073	1103.1851		
	3	6.263	6.200	6.340	942.3587		
	4						
	5						
Aroclor-1254	1	5.858	5.795	5.935	856.8454	868.564547	
	2	6.158	6.096	6.236	970.9013		
COLUMN 1	3	6.684	6.619	6.759	777.9469		
	4						
	5						
COLUMN 2	1	6.198	6.135	6.275	789.3271	856.866312	1.4
	2	6.749	6.689	6.829	834.2633		
	3	7.027	6.967	7.107	947.0085		
	4						
	5						

At least 3 peaks for each column are required for identification of multicomponent analytes

**PRELIMINARY**

10C - FORM X ARO  
IDENTIFICATION SUMMARY  
FOR MULTICOMPONENT ANALYTES

EPA SAMPLE NO.

E3P02

Lab Name: MITKEM LABORATORIES Contract: EP-W-05-030  
 Lab Code: MITKEM Case No.: 38947 Mod. Ref No.: SDG No.: E3NY9  
 Lab Sample ID: H1704-04A Date(s) Analyzed: 09/05/2009 09/05/2009  
 Instrument ID (1): E3 Instrument ID (2): E3  
 GC Column(1): CLPPest ID: 0.53 (mm) GC Column(2): CLPPestII ID: 0.53 (MM)

ANALYTE	PEAK	RT	RT WINDOW		CONCENTRATION		%D
			FROM	TO	PEAK	MEAN	
Aroclor-1248	1	4.660	4.608	4.748	653.9277	931.068931	
	2	5.245	5.203	5.343	789.0314		
COLUMN 1	3	5.451	5.395	5.535	1350.2476		
	4						
	5						
COLUMN 2	1	5.672	5.607	5.747	535.7903		
	2	5.995	5.933	6.073	946.8716		
	3	6.267	6.200	6.340	800.1507		
	4						
	5						
Aroclor-1254	1	5.857	5.795	5.935	904.2108	925.549159	
	2	6.157	6.096	6.236	1024.3579		
COLUMN 1	3	6.684	6.619	6.759	848.0787		
	4						
	5						
COLUMN 2	1	6.202	6.135	6.275	790.4073		
	2	6.753	6.689	6.829	843.7305		
	3	7.031	6.967	7.107	930.9953		
	4						
	5						
					855.044383	8.2	

At least 3 peaks for each column are required for identification of multicomponent analytes

**PRELIMINARY**

10C - FORM X ARO  
IDENTIFICATION SUMMARY  
FOR MULTICOMPONENT ANALYTES

EPA SAMPLE NO.

E3P02DL

Lab Name: MITKEM LABORATORIES Contract: EP-W-05-030  
 Lab Code: MITKEM Case No.: 38947 Mod. Ref No.: SDG No.: E3NY9  
 Lab Sample ID: H1704-04ADL Date(s) Analyzed: 09/06/2009 09/06/2009  
 Instrument ID (1): E3 Instrument ID (2): E3  
 GC Column(1): CLPPest ID: 0.53 (mm) GC Column(2): CLPPestII ID: 0.53 (MM)

ANALYTE	PEAK	RT	RT WINDOW		CONCENTRATION		%D
			FROM	TO	PEAK	MEAN	
Aroclor-1248	1	4.663	4.608	4.748	758.5351	1059.539853	
	2	5.247	5.203	5.343	894.2191		
COLUMN 1	3	5.452	5.395	5.535	1525.8654		
	4						
	5						
COLUMN 2	1	5.670	5.607	5.747	593.1708	860.485316	23.1
	2	5.992	5.933	6.073	1085.7560		
	3	6.264	6.200	6.340	902.5291		
	4						
	5						
Aroclor-1254	1	5.859	5.795	5.935	1000.2999	1021.651902	
	2	6.159	6.096	6.236	1128.2092		
COLUMN 1	3	6.685	6.619	6.759	936.4465		
	4						
	5						
COLUMN 2	1	6.199	6.135	6.275	900.6527	978.560730	4.4
	2	6.750	6.689	6.829	961.0315		
	3	7.027	6.967	7.107	1073.9980		
	4						
	5						

At least 3 peaks for each column are required for identification of multicomponent analytes

**PRELIMINARY**

10C - FORM X ARO  
IDENTIFICATION SUMMARY  
FOR MULTICOMPONENT ANALYTES

EPA SAMPLE NO.

E3P05MS

Lab Name: MITKEM LABORATORIES Contract: EP-W-05-030  
 Lab Code: MITKEM Case No.: 38947 Mod. Ref No.: SDG No.: E3NY9  
 Lab Sample ID: H1704-07AMS Date(s) Analyzed: 09/05/2009 09/05/2009  
 Instrument ID (1): E3 Instrument ID (2): E3  
 GC Column(1): CLPPest ID: 0.53 (mm) GC Column(2): CLPPestII ID: 0.53 (MM)

ANALYTE	PEAK	RT	RT WINDOW		CONCENTRATION		%D
			FROM	TO	PEAK	MEAN	
Aroclor-1016	1	4.391	4.323	4.463	146.4347	155.699519	
	2	4.508	4.489	4.630	187.3955		
COLUMN 1	3	4.937	4.868	5.008	133.2684		
	4						
	5						
COLUMN 2	1	4.938	4.870	5.010	147.6161	140.253715	11.0
	2	5.175	5.107	5.247	141.7113		
	3	5.259	5.190	5.330	131.4338		
	4						
	5						
Aroclor-1260	1	6.359	6.292	6.432	141.2111	143.407220	
	2	7.498	7.431	7.571	143.7239		
COLUMN 1	3	7.863	7.796	7.936	145.2866		
	4						
	5						
COLUMN 2	1	7.719	7.651	7.791	140.2814	141.596720	1.3
	2	8.577	8.510	8.650	145.9745		
	3	9.090	9.023	9.163	138.5343		
	4						
	5						

At least 3 peaks for each column are required for identification of multicomponent analytes

**PRELIMINARY**



10C - FORM X ARO  
IDENTIFICATION SUMMARY  
FOR MULTICOMPONENT ANALYTES

EPA SAMPLE NO.

E3P05MSD

Lab Name: MITKEM LABORATORIES Contract: EP-W-05-030  
 Lab Code: MITKEM Case No.: 38947 Mod. Ref No.: SDG No.: E3NY9  
 Lab Sample ID: H1704-07AMSD Date(s) Analyzed: 09/05/2009 09/05/2009  
 Instrument ID (1): E3 Instrument ID (2): E3  
 GC Column(1): CLPPest ID: 0.53 (mm) GC Column(2): CLPPestII ID: 0.53 (MM)

ANALYTE	PEAK	RT	RT WINDOW		CONCENTRATION		%D
			FROM	TO	PEAK	MEAN	
Aroclor-1016	1	4.391	4.323	4.463	143.0969	156.510288	
	2	4.508	4.489	4.630	183.8488		
COLUMN 1	3	4.968	4.868	5.008	142.5852		
	4						
	5						
COLUMN 2	1	4.939	4.870	5.010	144.9310		
	2	5.176	5.107	5.247	139.2292		
	3	5.259	5.190	5.330	129.7456		
	4						
	5						
Aroclor-1260	1	6.359	6.292	6.432	140.8254	143.421094	
	2	7.498	7.431	7.571	143.9133		
COLUMN 1	3	7.864	7.796	7.936	145.5245		
	4						
	5						
COLUMN 2	1	7.719	7.651	7.791	142.6842		
	2	8.578	8.510	8.650	146.6850		
	3	9.092	9.023	9.163	141.0608		
	4						
	5						
					143.476681	0	

At least 3 peaks for each column are required for identification of multicomponent analytes

**PRELIMINARY**

10C - FORM X ARO  
IDENTIFICATION SUMMARY  
FOR MULTICOMPONENT ANALYTES

EPA SAMPLE NO.

E3P24

Lab Name: MITKEM LABORATORIES Contract: EP-W-05-030  
 Lab Code: MITKEM Case No.: 38947 Mod. Ref No.: SDG No.: E3NY9  
 Lab Sample ID: H1704-15A Date(s) Analyzed: 09/06/2009 09/06/2009  
 Instrument ID (1): E3 Instrument ID (2): E3  
 GC Column(1): CLPPest ID: 0.53 (mm) GC Column(2): CLPPestII ID: 0.53 (MM)

ANALYTE	PEAK	RT	RT WINDOW		CONCENTRATION		%D
			FROM	TO	PEAK	MEAN	
Aroclor-1242	1	4.398	4.324	4.464	7469.0391	8016.099991	
	2	4.514	4.439	4.579	4565.6406		
COLUMN 1	3	4.864	4.791	4.931	12013.6203		
	4						
	5						
COLUMN 2	1	4.943	4.871	5.011	6863.9361		
	2	5.078	5.005	5.145	4193.5148		
	3	5.546	5.474	5.614	11288.6818		
	4						
	5						
Aroclor-1248	1	4.683	4.608	4.748	7100.3446	7448.710940	7.6
	2	5.279	5.203	5.343	8073.8165		
COLUMN 1	3	5.469	5.395	5.535	8590.5892		
	4						
	5						
COLUMN 2	1	5.678	5.607	5.747	7464.8268		
	2	6.006	5.933	6.073	7898.7630		
	3	6.272	6.200	6.340	7486.6523		
	4						
	5						
Aroclor-1254	1	5.871	5.795	5.935	4083.9716	7921.583436	
	2	6.172	6.096	6.236	4294.5698		
COLUMN 1	3	6.699	6.619	6.759	2739.1829		
	4						
	5						
COLUMN 2	1	6.212	6.135	6.275	3401.1411		
	2	6.763	6.689	6.829	3809.0480		
	3	7.041	6.967	7.107	3979.3906		
	4						
	5						
					3705.908099		
						3729.859919	0.6

At least 3 peaks for each column are required for identification of multicomponent analytes

**PRELIMINARY**

10C - FORM X ARO  
IDENTIFICATION SUMMARY  
FOR MULTICOMPONENT ANALYTES

EPA SAMPLE NO.

E3P24DL

Lab Name: MITKEM LABORATORIES Contract: EP-W-05-030  
 Lab Code: MITKEM Case No.: 38947 Mod. Ref No.: SDG No.: E3NY9  
 Lab Sample ID: H1704-15ADL Date(s) Analyzed: 09/06/2009 09/06/2009  
 Instrument ID (1): E3 Instrument ID (2): E3  
 GC Column(1): CLPPest ID: 0.53 (mm) GC Column(2): CLPPestII ID: 0.53 (MM)

ANALYTE	PEAK	RT	RT WINDOW		CONCENTRATION		%D
			FROM	TO	PEAK	MEAN	
Aroclor-1242	1	4.391	4.324	4.464	9178.2931	9945.581224	
	2	4.509	4.439	4.579	5443.7376		
COLUMN 1	3	4.857	4.791	4.931	15214.7130		
	4						
	5						
COLUMN 2	1	4.936	4.871	5.011	8930.8159		
	2	5.071	5.005	5.145	5345.6254		
	3	5.537	5.474	5.614	14778.7302		
	4						
	5						
Aroclor-1248	1	4.675	4.608	4.748	9675.2267	10018.845328	
	2	5.269	5.203	5.343	9842.8309		
COLUMN 1	3	5.459	5.395	5.535	10538.4784		
	4						
	5						
COLUMN 2	1	5.669	5.607	5.747	9370.9553		
	2	5.995	5.933	6.073	10150.9391		
	3	6.263	6.200	6.340	8845.4714		
	4						
	5						
Aroclor-1254	1	5.860	5.795	5.935	4817.1003	4305.577217	
	2	6.160	6.096	6.236	4999.4004		
COLUMN 1	3	6.686	6.619	6.759	3100.2310		
	4						
	5						
COLUMN 2	1	6.199	6.135	6.275	4237.8273		
	2	6.751	6.689	6.829	4645.6638		
	3	7.028	6.967	7.107	4885.9717		
	4						
	5						
					4589.820967	6.6	

At least 3 peaks for each column are required for identification of multicomponent analytes

**PRELIMINARY**

10C - FORM X ARO  
 IDENTIFICATION SUMMARY  
 FOR MULTICOMPONENT ANALYTES

EPA SAMPLE NO.

E3P25

Lab Name: MITKEM LABORATORIES Contract: EP-W-05-030  
 Lab Code: MITKEM Case No.: 38947 Mod. Ref No.: \_\_\_\_\_ SDG No.: E3NY9  
 Lab Sample ID: H1704-16A Date(s) Analyzed: 09/05/2009 09/05/2009  
 Instrument ID (1): E3 Instrument ID (2): E3  
 GC Column(1): CLPPest ID: 0.53 (mm) GC Column(2): CLPPestII ID: 0.53 (MM)

ANALYTE	PEAK	RT	RT WINDOW		CONCENTRATION		%D
			FROM	TO	PEAK	MEAN	
Aroclor-1248	1	4.673	4.608	4.748	1380.8628	1912.647351	
	2	5.272	5.203	5.343	1742.4993		
COLUMN 1	3	5.457	5.395	5.535	2614.5800		
	4						
	5						
COLUMN 2	1	5.675	5.607	5.747	1273.0306	1656.072492	15.5
	2	6.000	5.933	6.073	1944.2316		
	3	6.269	6.200	6.340	1750.9553		
	4						
	5						
Aroclor-1254	1	5.862	5.795	5.935	1648.3197	1674.103360	
	2	6.164	6.096	6.236	1886.5807		
COLUMN 1	3	6.690	6.619	6.759	1487.4097		
	4						
	5						
COLUMN 2	1	6.207	6.135	6.275	1379.8737	1521.755376	10
	2	6.758	6.689	6.829	1504.4070		
	3	7.036	6.967	7.107	1680.9854		
	4						
	5						

At least 3 peaks for each column are required for identification of multicomponent analytes

**PRELIMINARY**

10C - FORM X ARO  
IDENTIFICATION SUMMARY  
FOR MULTICOMPONENT ANALYTES

EPA SAMPLE NO.

E3P25DL

Lab Name: MITKEM LABORATORIES Contract: EP-W-05-030  
 Lab Code: MITKEM Case No.: 38947 Mod. Ref No.: SDG No.: E3NY9  
 Lab Sample ID: H1704-16ADL Date(s) Analyzed: 09/06/2009 09/06/2009  
 Instrument ID (1): E3 Instrument ID (2): E3  
 GC Column(1): CLPPest ID: 0.53 (mm) GC Column(2): CLPPestII ID: 0.53 (MM)

ANALYTE	PEAK	RT	RT WINDOW		CONCENTRATION		%D
			FROM	TO	PEAK	MEAN	
Aroclor-1248	1	4.670	4.608	4.748	1838.8062	2386.436319	
	2	5.265	5.203	5.343	2088.8834		
COLUMN 1	3	5.452	5.395	5.535	3231.6193		
	4						
	5						
COLUMN 2	1	5.670	5.607	5.747	1569.9020	2074.226816	15.1
	2	5.993	5.933	6.073	2526.6887		
	3	6.263	6.200	6.340	2126.0898		
	4						
	5						
Aroclor-1254	1	5.859	5.795	5.935	1939.4807	1957.483246	
	2	6.159	6.096	6.236	2189.3152		
COLUMN 1	3	6.685	6.619	6.759	1743.6539		
	4						
	5						
COLUMN 2	1	6.198	6.135	6.275	1758.2995	1936.163845	1.1
	2	6.751	6.689	6.829	1896.0981		
	3	7.027	6.967	7.107	2154.0939		
	4						
	5						

At least 3 peaks for each column are required for identification of multicomponent analytes

**PRELIMINARY**  
SOM01.2 (6/2007)

10C - FORM X ARO  
 IDENTIFICATION SUMMARY  
 FOR MULTICOMPONENT ANALYTES

EPA SAMPLE NO.

E3P26

Lab Name: MITKEM LABORATORIES Contract: EP-W-05-030  
 Lab Code: MITKEM Case No.: 38947 Mod. Ref No.: \_\_\_\_\_ SDG No.: E3NY9  
 Lab Sample ID: H1704-17A Date(s) Analyzed: 09/05/2009 09/05/2009  
 Instrument ID (1): E3 Instrument ID (2): E3  
 GC Column(1): CLPPest ID: 0.53 (mm) GC Column(2): CLPPestII ID: 0.53 (MM)

ANALYTE	PEAK	RT	RT WINDOW		CONCENTRATION		%D
			FROM	TO	PEAK	MEAN	
Aroclor-1254	1	5.862	5.795	5.935	87.9437	85.303267	
	2	6.163	6.096	6.236	94.6242		
	3	6.688	6.619	6.759	73.3418		
COLUMN 1	4						
	5						
COLUMN 2	1	6.213	6.135	6.275	89.9495	84.037100	1.5
	2	6.758	6.689	6.829	78.3103		
	3	7.036	6.967	7.107	83.8516		
	4						
	5						

At least 3 peaks for each column are required for identification of multicomponent analytes

**PRELIMINARY**

SOM01.2 (6/2007)

10C - FORM X ARO  
 IDENTIFICATION SUMMARY  
 FOR MULTICOMPONENT ANALYTES

EPA SAMPLE NO.

E3P27

Lab Name: MITKEM LABORATORIES Contract: EP-W-05-030  
 Lab Code: MITKEM Case No.: 38947 Mod. Ref No.: SDG No.: E3NY9  
 Lab Sample ID: H1704-18A Date(s) Analyzed: 09/05/2009 09/05/2009  
 Instrument ID (1): E3 Instrument ID (2): E3  
 GC Column(1): CLPPest ID: 0.53 (mm) GC Column(2): CLPPestII ID: 0.53 (MM)

ANALYTE	PEAK	RT	RT WINDOW		CONCENTRATION		%D
			FROM	TO	PEAK	MEAN	
Aroclor-1248	1	4.680	4.608	4.748	53.7232	64.463921	
	2	5.260	5.203	5.343	52.5754		
COLUMN 1	3	5.465	5.395	5.535	87.0933		
	4						
	5						
COLUMN 2	1	5.680	5.607	5.747	38.3138	54.693829	17.9
	2	6.005	5.933	6.073	70.1222		
	3	6.275	6.200	6.340	55.6455		
	4						
	5						
Aroclor-1254	1	5.871	5.795	5.935	55.3750	53.551185	
	2	6.172	6.096	6.236	60.6729		
COLUMN 1	3	6.698	6.619	6.759	44.6057		
	4						
	5						
COLUMN 2	1	6.220	6.135	6.275	67.5122	59.532250	11.2
	2	6.763	6.689	6.829	53.3217		
	3	7.041	6.967	7.107	57.7629		
	4						
	5						

At least 3 peaks for each column are required for identification of multicomponent analytes

**PRELIMINARY**

10C - FORM X ARO  
IDENTIFICATION SUMMARY  
FOR MULTICOMPONENT ANALYTES

EPA SAMPLE NO.

E3P29

Lab Name: MITKEM LABORATORIES Contract: EP-W-05-030  
 Lab Code: MITKEM Case No.: 38947 Mod. Ref No.: SDG No.: E3NY9  
 Lab Sample ID: H1704-20A Date(s) Analyzed: 09/06/2009 09/06/2009  
 Instrument ID (1): E3 Instrument ID (2): E3  
 GC Column(1): CLPPest ID: 0.53 (mm) GC Column(2): CLPPestII ID: 0.53 (MM)

ANALYTE	PEAK	RT	RT WINDOW		CONCENTRATION		%D	
			FROM	TO	PEAK	MEAN		
Aroclor-1248	1	4.682	4.608	4.748	4351.7145	5205.489032		
	2	5.278	5.203	5.343	5324.0155			
COLUMN 1	3	5.468	5.395	5.535	5940.7371			
	4							
	5							
COLUMN 2	1	5.678	5.607	5.747	4269.5249			
	2	6.005	5.933	6.073	5099.4784			
	3	6.271	6.200	6.340	4811.0083			
	4							
	5							
							4726.670543	10.1
Aroclor-1254	1	5.869	5.795	5.935	2954.2388	2770.252697		
	2	6.171	6.096	6.236	3163.1437			
COLUMN 1	3	6.702	6.619	6.759	2193.3756			
	4							
	5							
COLUMN 2	1	6.212	6.135	6.275	2420.4338			
	2	6.762	6.689	6.829	2526.3563			
	3	7.040	6.967	7.107	2687.4152			
	4							
	5							
							2544.735093	8.9

At least 3 peaks for each column are required for identification of multicomponent analytes

**PRELIMINARY**



10C - FORM X ARO  
IDENTIFICATION SUMMARY  
FOR MULTICOMPONENT ANALYTES

EPA SAMPLE NO.

E3P29DL

Lab Name: MITKEM LABORATORIES Contract: EP-W-05-030  
 Lab Code: MITKEM Case No.: 38947 Mod. Ref No.: SDG No.: E3NY9  
 Lab Sample ID: H1704-20ADL Date(s) Analyzed: 09/06/2009 09/06/2009  
 Instrument ID (1): E3 Instrument ID (2): E3  
 GC Column(1): CLPPest ID: 0.53 (mm) GC Column(2): CLPPestII ID: 0.53 (MM)

ANALYTE	PEAK	RT	RT WINDOW		CONCENTRATION		%D
			FROM	TO	PEAK	MEAN	
Aroclor-1248	1	4.674	4.608	4.748	5857.9892	6571.355296	
	2	5.269	5.203	5.343	6500.2832		
	3	5.458	5.395	5.535	7355.7935		
COLUMN 1	4						
	5						
COLUMN 2	1	5.670	5.607	5.747	5844.5255	6333.788796	3.8
	2	5.995	5.933	6.073	6997.3653		
	3	6.263	6.200	6.340	6159.4756		
	4						
	5						
Aroclor-1254	1	5.860	5.795	5.935	3510.7087	3266.738844	
	2	6.161	6.096	6.236	3711.5717		
	3	6.688	6.619	6.759	2577.9361		
COLUMN 1	4						
	5						
COLUMN 2	1	6.200	6.135	6.275	3408.9619	3585.127271	9.7
	2	6.752	6.689	6.829	3494.4055		
	3	7.028	6.967	7.107	3852.0144		
	4						
	5						

At least 3 peaks for each column are required for identification of multicomponent analytes



Contract Laboratory Program

### Sample Delivery Group (SDG) Cover Sheet

SDG Number E3NY9

Laboratory Name	<u>Mitkem Laboratories</u>	Lab Code	<u>MITKEM</u>
Contract No.	<u>EP-W-05-030</u>	Case No.	<u>38947</u>
Analysis Price	<u>\$437</u>	SDG Turnaround	<u>21 days with PR</u>

EPA Sample Numbers in SDG (Listed in Numerical Order)

01) E3NY9	08) E3P00	15) E3P05MSD	22) E3P29
02) E3NZ0	09) E3P01	16) E3P06	/
03) E3NZ1	10) E3P02	17) E3P24	
04) E3NZ2	11) E3P03	18) E3P25	
05) E3NZ3	12) E3P04	19) E3P26	
06) E3NZ4	13) E3P05	20) E3P27	
07) E3NZ9	14) E3P05MS	21) E3P28	

First Sample in SDG

E3NY9

Last Sample in SDG

E3P29

First Sample Receipt Date

09/03/2009

Last Sample Receipt Date

09/03/2009

Note: There are a maximum of 20 field samples [excluding Performance Evaluation (PE) samples in an SDG. Attach the TR/COC Records to this form in alphanumeric order (the order listed above on this form).

Signature

*Agnes R. Huntley*

Date 09/03/2009

Modified Analysis 1760.0



# USEPA Contract Laboratory Program Organic Traffic Report & Chain of Custody Record

Case No:	38947
DAS No:	09CK16
SDG No:	E3N Y9
<b>L</b>	

Date Shipped: 9/2/2009		Sampler Signature: <i>Sharon Deane</i>	
Carrier Name: FedEx		Received By (Date / Time)	
Airbill: 8671 5100 6173		<i>Sharon Deane 9/2/09 1700</i>	
Shipped to: Spectrum Analytical 175 Metro Center Blvd. Warwick RI 02886 (401) 732-3400		<i>Vannina Gamba 9/3/09 9:05</i>	
Relinquished By (Date / Time)	Chain of Custody Record		
1 <i>Sharon Deane 9/2/09 1700</i>	ANALYSIS/TURNAROUND	TAG No./PRESERVATIVE/ Bottles	STATION LOCATION
2	PAHs (21), PCBs (sed) (21)	5C-119863 (Ice Only), 5C-119864 (Ice Only) (2)	KK-SD062-A
3	PAHs (21), PCBs (sed) (21)	5C-119865 (Ice Only), 5C-119866 (Ice Only) (2)	KK-SD062-B
4	PAHs (21), PCBs (sed) (21)	5C-119867 (Ice Only), 5C-119868 (Ice Only) (2)	KK-SD062-C1
	PAHs (21), PCBs (sed) (21)	5C-119869 (Ice Only), 5C-119870 (Ice Only) (2)	KK-SD062-C2
	PAHs (21), PCBs (sed) (21)	5C-119871 (Ice Only), 5C-119872 (Ice Only) (2)	KK-SD062-C3
	PAHs (21), PCBs (sed) (21)	5C-119873 (Ice Only), 5C-119874 (Ice Only) (2)	KK-SD062-N

ORGANIC SAMPLE No.	MATRIX/ SAMPLER	CONC/ TYPE	ANALYSIS/ TURNAROUND	TAG No./ PRESERVATIVE/ Bottles	STATION LOCATION	SAMPLE COLLECT DATE/TIME	INORGANIC SAMPLE No.	FOR LAB USE ONLY Sample Condition On Receipt
09 E3NY9	Soil/Sediment/ Greene, Raddeman Hodach, Unger, Shekosi	L/G	PAHs (21), PCBs (sed) (21)	5C-119863 (Ice Only), 5C-119864 (Ice Only) (2)	KK-SD062-A	S: 9/2/2009		OK
10 E3NZ0	Soil/Sediment/ Greene, Raddeman Hodach, Unger, Shekosi	L/G	PAHs (21), PCBs (sed) (21)	5C-119865 (Ice Only), 5C-119866 (Ice Only) (2)	KK-SD062-B	S: 9/2/2009		OK
11 E3NZ1	Soil/Sediment/ Greene, Raddeman Hodach, Unger, Shekosi	L/G	PAHs (21), PCBs (sed) (21)	5C-119867 (Ice Only), 5C-119868 (Ice Only) (2)	KK-SD062-C1	S: 9/2/2009		OK
12 E3NZ2	Soil/Sediment/ Greene, Raddeman Hodach, Unger, Shekosi	L/G	PAHs (21), PCBs (sed) (21)	5C-119869 (Ice Only), 5C-119870 (Ice Only) (2)	KK-SD062-C2	S: 9/2/2009		OK
13 E3NZ3	Soil/Sediment/ Greene, Raddeman Hodach, Unger, Shekosi	L/G	PAHs (21), PCBs (sed) (21)	5C-119871 (Ice Only), 5C-119872 (Ice Only) (2)	KK-SD062-C3	S: 9/2/2009		OK
14 E3NZ4	Soil/Sediment/ Greene, Raddeman Hodach, Unger, Shekosi	L/G	PAHs (21), PCBs (sed) (21)	5C-119873 (Ice Only), 5C-119874 (Ice Only) (2)	KK-SD062-N	S: 9/2/2009		OK

Shipment for Case Complete? <b>7N</b>	Sample(s) to be used for laboratory QC: E3P25	Additional Sampler Signature(s):	Cooler Temperature Upon Receipt: <b>5°C</b>	Chain of Custody Seal Number: <b>105055 + 105056</b>
Analysis Key: PAHs = PAHs, PCBs (sed) = PCBs (sed)	Concentration: L = Low, M = Low/Medium, H = High	Type/Designate: Composite = C, Grab = G	Custody Seal Intact? <input checked="" type="checkbox"/>	Shipment Iced? <input checked="" type="checkbox"/>



**USEPA Contract Laboratory Program  
Organic Traffic Report & Chain of Custody Record**

Case No: 38947  
DAS No: 09CK16  
SDG No: E3NY9

FOR LAB USE ONLY  
Lab Contract No: EP-W-05-03D  
Unit Price: \$437  
Transfer To: -  
Lab Contract No: -  
Unit Price: -

Date Shipped: 9/2/2009  
Carrier Name: FedEx  
Airbill: 8671 5100 6173  
Shipped to: Spectrum Analytical  
175 Metro Center Blvd.  
Warwick RI 02886  
(401) 732-3400

Chain of Custody Record

Relinquished By	(Date / Time)	Sampler Signature	Received By	(Date / Time)
1	Sharon Dese 9/2/09 1700	Sharon Dese	Sharon Dese	9/3/09 9:05
2				
3				
4				

ORGANIC SAMPLE No.	MATRIX/ SAMPLER	CONC/ TYPE	ANALYSIS/ TURNOVER	PRESERVATIVE/ Bottles	TAG No./	STATION LOCATION	SAMPLE COLLECT DATE/TIME	INORGANIC SAMPLE No.	FOR LAB USE ONLY Sample Condition On Receipt
E3NZ5	Soil/Sediment/ Greene, Raddeman Hodach, Unger, Shekosi	L/G	PAHs (21), PCBs (sed) (21)	5C-119875 (Ice Only), 5C-119876 (Ice Only) (2)		KK-SD063-A	S: 9/2/2009 9:45		
E3NZ6	Soil/Sediment/ Greene, Raddeman Hodach, Unger, Shekosi	L/G	PAHs (21), PCBs (sed) (21)	5C-119877 (Ice Only), 5C-119878 (Ice Only) (2)		KK-SD063-B	S: 9/2/2009 9:47		
E3NZ7	Soil/Sediment/ Greene, Raddeman Hodach, Unger, Shekosi	L/G	PAHs (21), PCBs (sed) (21)	5C-119879 (Ice Only), 5C-119880 (Ice Only) (2)		KK-SD063-C1	S: 9/2/2009 9:49		
E3NZ8	Soil/Sediment/ Greene, Raddeman Hodach, Unger, Shekosi	L/G	PAHs (21), PCBs (sed) (21)	5C-119881 (Ice Only), 5C-119882 (Ice Only) (2)		KK-SD063-C2	S: 9/2/2009 9:52		
E3NZ9	Soil/Sediment/ Greene, Raddeman Hodach, Unger, Shekosi	L/G	PAHs (21), PCBs (sed) (21)	5C-119883 (Ice Only), 5C-119884 (Ice Only) (2)		KK-SD063-C2FD	S: 9/2/2009 9:52		
E3P00	Soil/Sediment/ Greene, Raddeman Hodach, Unger, Shekosi	L/G	PAHs (21), PCBs (sed) (21)	5C-119885 (Ice Only), 5C-119886 (Ice Only) (2)		KK-SD063-N	S: 9/2/2009 9:55		

**COPY**  
Original Documents Are Included in CSR E3NW2  
Signed: *[Signature]* Date: 9/3/09

Shipment for Case Complete?

Sample(s) to be used for laboratory QC: E3NZ7


Concentration: L = Low, M = Low/Medium, H = High  
Type/Designate: Composite = C, Grab = G

Additional Sampler Signature(s):

Cooler Temperature Upon Receipt: 6°C

Chain of Custody Seal Number: 105653 d 105054

Custody Seal Intact?  Shipment Iced?



**USEPA Contract Laboratory Program  
Organic Traffic Report & Chain of Custody Record**

Case No: 38947  
DAS No: 09CK16  
SDG No: E3N19

For Lab Use Only  
Lab Contract No: EP-W-05-05D  
Unit Price: \$437  
Transfer To: -  
Lab Contract No: -  
Unit Price: -

Date Shipped: 9/2/2009  
Carrier Name: FedEx  
Airbill: 8671 5100 6173  
Shipped to: Spectrum Analytical  
175 Metro Center Blvd.  
Warwick RI 02886  
(401) 732-3400

Chain of Custody Record

Relinquished By	(Date / Time)	Sampler Signature Received By	(Date / Time)
1. <i>Sharon Greene</i>	9/2/09 1700	<i>Sharon Greene</i>	9/3/09 9:05
2. _____	_____	_____	_____
3. _____	_____	_____	_____
4. _____	_____	_____	_____

ORGANIC SAMPLE No.	MATRIX/ SAMPLER	CONC/ TYPE	ANALYSIS/ TURNAROUND	PRESERVATIVE/ Bottles	TAG No./	STATION LOCATION	SAMPLE COLLECT DATE/TIME	INORGANIC SAMPLE No.	FOR LAB USE ONLY Sample Condition On Receipt
03 E3P01	Soil/Sediment/ Greene, Raddeman Hodach, Unger, Shekoski	L/G	PAHs (21), PCBs (sed) (21)	5C-119887 (Ice Only), 5C-119888 (Ice Only) (2)		KK-SD065-A	10:50		OK
04 E3P02	Soil/Sediment/ Greene, Raddeman Hodach, Unger, Shekoski	L/G	PAHs (21), PCBs (sed) (21)	5C-119889 (Ice Only), 5C-119890 (Ice Only) (2)		KK-SD065-B	10:52		
05 E3P03	Soil/Sediment/ Greene, Raddeman Hodach, Unger, Shekoski	L/G	PAHs (21), PCBs (sed) (21)	5C-119891 (Ice Only), 5C-119892 (Ice Only) (2)		KK-SD065-C1	10:54		
06 E3P04	Soil/Sediment/ Greene, Raddeman Hodach, Unger, Shekoski	L/G	PAHs (21), PCBs (sed) (21)	5C-119893 (Ice Only), 5C-119894 (Ice Only) (2)		KK-SD065-C2	10:58		OK
07 E3P05	Soil/Sediment/ Greene, Raddeman Hodach, Unger, Shekoski	L/G	PAHs (21), PCBs (sed) (21)	5C-119895 (Ice Only), 5C-119896 (Ice Only) (2)		KK-SD065-C3	10:59		
08 E3P06	Soil/Sediment/ Greene, Raddeman Hodach, Unger, Shekoski	L/G	PAHs (21), PCBs (sed) (21)	5C-119897 (Ice Only), 5C-119898 (Ice Only) (2)		KK-SD065-N	11:00		

Shipment for Case Complete: 7N

Sample(s) to be used for laboratory QC: E3N27

Concentration: L = Low, M = Low/Medium, H = High

Additional Sampler Signature(s):

Chain of Custody Seal Number: 105653 + 105054

Cooler Temperature Upon Receipt: 6°C

Custody Seal Intact?  Shipment Iced?



**USEPA Contract Laboratory Program  
Organic Traffic Report & Chain of Custody Record**

Case No: 38947  
DAS No: 09CK16  
SDG No: E3N19

**For Lab Use Only**  
Lab Contract No: EP-W-05-030  
Unit Price: \$ 437  
Transfer To: -  
Lab Contract No: -  
Unit Price: -

**Chain of Custody Record**

Relinquished By	Date / Time	Sampler Signature Received By	Date / Time
1 <i>Mason Davis</i>	9/2/09 1700	<i>Mason Davis</i>	9/3/09 9:05
2			
3			
4			

ORGANIC SAMPLE No.	MATRIX/ SAMPLER	CONC/ TYPE	ANALYSIS/ TURNAROUND	TAG No./ PRESERVATIVE/ Bottles	STATION LOCATION	SAMPLE COLLECT DATE/TIME	FOR LAB USE ONLY Sample Condition On Receipt
15 E3P24	Soil/Sediment/ Greene, Raddeman Hodach, Unger, Shekoski	L/G	PAHs (21), PCBs (sed) (21)	5C-119999 (Ice Only), 5C-120000 (Ice Only) (2)	KK-SD069-FR1-A	S: 9/2/2009 13:05	OK
16 E3P25	Soil/Sediment/ Greene, Raddeman Hodach, Unger, Shekoski	L/G	PAHs (21), PCBs (sed) (21)	5C-125201 (Ice Only), 5C-125202 (Ice Only) (2)	KK-SD069-FR1-B	S: 9/2/2009 13:07	
17 E3P26	Soil/Sediment/ Greene, Raddeman Hodach, Unger, Shekoski	L/G	PAHs (21), PCBs (sed) (21)	5C-125203 (Ice Only), 5C-125204 (Ice Only) (2)	KK-SD069-FR1-C1	S: 9/2/2009 13:10	
18 E3P27	Soil/Sediment/ Greene, Raddeman Hodach, Unger, Shekoski	L/G	PAHs (21), PCBs (sed) (21)	5C-125205 (Ice Only), 5C-125206 (Ice Only) (2)	KK-SD069-FR1-C1FD	S: 9/2/2009 13:10	
19 E3P28	Soil/Sediment/ Greene, Raddeman Hodach, Unger, Shekoski	L/G	PAHs (21), PCBs (sed) (21)	5C-125207 (Ice Only), 5C-125208 (Ice Only) (2)	KK-SD069-FR1-N	S: 9/2/2009 13:12	
20 E3P29	Soil/Sediment/ Greene, Raddeman Hodach, Unger, Shekoski	L/G	PAHs (21), PCBs (sed) (21)	5C-125209 (Ice Only), 5C-125210 (Ice Only) (2)	KK-SD069-FR2-A	S: 9/1/2009 13:35	

Shipment for Case Complete?

Analysis Key: PAHs = PAHs, PCBs (sed) = PCBs (sed)

Sample(s) to be used for laboratory QC: E3P25

Concentration: L = Low, M = Low/Medium, H = High

Additional Sampler Signature(s):

Cooler Temperature Upon Receipt: 5°C

Chain of Custody Seal Number: 105055 & 105056

Custody Seal Intact?  Shipment Iced?

1D - FORM I SV-1  
SEMIVOLATILE ORGANICS ANALYSIS DATA SHEET

EPA SAMPLE NO.

E3NY9

Lab Name: MITKEM LABORATORIES Contract: EP-W-05-030  
 Lab Code: MITKEM Case No.: 38947 Mod. Ref No.: 1760.0 SDG No.: E3NY9  
 Matrix: (SOIL/SED/WATER) SOIL Lab Sample ID: H1704-09A  
 Sample wt/vol: 31.1 (g/mL) G Lab File ID: S3F9709.D  
 Level: (LOW/MED) LOW Extraction: (Type) SONC  
 % Moisture: 45 Decanted: (Y/N) N Date Received: 09/03/2009  
 Concentrated Extract Volume: 500 (uL) Date Extracted: 09/03/2009  
 Injection Volume: 2.0 (uL) GPC Factor: 2.00 Date Analyzed: 09/06/2009  
 GPC Cleanup: (Y/N) Y pH: 6.8 Dilution Factor: 1.0

CAS NO.	COMPOUND	CONCENTRATION UNITS: (ug/L or ug/Kg)	UG/KG	Q
91-20-3	Naphthalene		1700	
91-57-6	2-Methylnaphthalene		600	
208-96-8	Acenaphthylene		590	
83-32-9	Acenaphthene		2000	

**PRELIMINARY**

1E - FORM I SV-2  
SEMIVOLATILE ORGANICS ANALYSIS DATA SHEET

EPA SAMPLE NO.

E3NY9

Lab Name: MITKEM LABORATORIES Contract: EP-W-05-030  
 Lab Code: MITKEM Case No.: 38947 Mod. Ref No.: 1760.0 SDG No.: E3NY9  
 Matrix: (SOIL/SED/WATER) SOIL Lab Sample ID: H1704-09A  
 Sample wt/vol: 31.1 (g/mL) G Lab File ID: S3F9709.D  
 Level: (LOW/MED) LOW Extraction: (Type) SONC  
 % Moisture: 45 Decanted: (Y/N) N Date Received: 09/03/2009  
 Concentrated Extract Volume: 500 (uL) Date Extracted: 09/03/2009  
 Injection Volume: 2.0 (uL) GPC Factor: 2.00 Date Analyzed: 09/06/2009  
 GPC Cleanup: (Y/N) Y pH: 6.8 Dilution Factor: 1.0

CAS NO.	COMPOUND	CONCENTRATION UNITS: (ug/L or ug/Kg) <u>UG/KG</u>	<u>Q</u>
86-73-7	Fluorene	2600	
85-01-8	Phenanthrene	8900	E
120-12-7	Anthracene	3500	
206-44-0	Fluoranthene	11000	E
129-00-0	Pyrene	32000	E
56-55-3	Benzo(a)anthracene	15000	E
218-01-9	Chrysene	13000	E
205-99-2	Benzo(b)fluoranthene	16000	E
207-08-9	Benzo(k)fluoranthene	5300	E
50-32-8	Benzo(a)pyrene	9400	E
193-39-5	Indeno(1,2,3-cd)pyrene	19000	E
53-70-3	Dibenzo(a,h)anthracene	6900	E
191-24-2	Benzo(g,h,i)perylene	21000	E

(1) Cannot be separated from Diphenylamine

**PRELIMINARY**

SOM01.2 (6/2007)



1D - FORM I SV-1  
SEMIVOLATILE ORGANICS ANALYSIS DATA SHEET

EPA SAMPLE NO.

E3NZ0

Lab Name: MITKEM LABORATORIES Contract: EP-W-05-030  
 Lab Code: MITKEM Case No.: 38947 Mod. Ref No.: 1760.0 SDG No.: E3NY9  
 Matrix: (SOIL/SED/WATER) SOIL Lab Sample ID: H1704-10A  
 Sample wt/vol: 30.8 (g/mL) G Lab File ID: S3F9710.D  
 Level: (LOW/MED) LOW Extraction: (Type) SONC  
 % Moisture: 40 Decanted: (Y/N) N Date Received: 09/03/2009  
 Concentrated Extract Volume: 500 (uL) Date Extracted: 09/03/2009  
 Injection Volume: 2.0 (uL) GPC Factor: 2.00 Date Analyzed: 09/07/2009  
 GPC Cleanup: (Y/N) Y pH: 7.1 Dilution Factor: 1.0

CAS NO.	COMPOUND	CONCENTRATION UNITS:		Q
		(ug/L or ug/Kg)	UG/KG	
91-20-3	Naphthalene		640	
91-57-6	2-Methylnaphthalene		250	J
208-96-8	Acenaphthylene		470	
83-32-9	Acenaphthene		760	

**PRELIMINARY**

1E - FORM I SV-2  
SEMIVOLATILE ORGANICS ANALYSIS DATA SHEET

EPA SAMPLE NO.

E3NZ0

Lab Name: MITKEM LABORATORIES Contract: EP-W-05-030  
 Lab Code: MITKEM Case No.: 38947 Mod. Ref No.: 1760.0 SDG No.: E3NY9  
 Matrix: (SOIL/SED/WATER) SOIL Lab Sample ID: H1704-10A  
 Sample wt/vol: 30.8 (g/mL) G Lab File ID: S3F9710.D  
 Level: (LOW/MED) LOW Extraction: (Type) SONC  
 % Moisture: 40 Decanted: (Y/N) N Date Received: 09/03/2009  
 Concentrated Extract Volume: 500 (uL) Date Extracted: 09/03/2009  
 Injection Volume: 2.0 (uL) GPC Factor: 2.00 Date Analyzed: 09/07/2009  
 GPC Cleanup: (Y/N) Y pH: 7.1 Dilution Factor: 1.0

CAS NO.	COMPOUND	CONCENTRATION UNITS: (ug/L or ug/Kg)	UG/KG	Q
86-73-7	Fluorene		1200	
85-01-8	Phenanthrene		5700	E
120-12-7	Anthracene		1800	
206-44-0	Fluoranthene		7800	E
129-00-0	Pyrene		17000	E
56-55-3	Benzo(a)anthracene		8300	E
218-01-9	Chrysene		7600	E
205-99-2	Benzo(b)fluoranthene		7900	E
207-08-9	Benzo(k)fluoranthene		3900	
50-32-8	Benzo(a)pyrene		5800	E
193-39-5	Indeno(1,2,3-cd)pyrene		8900	E
53-70-3	Dibenzo(a,h)anthracene		3600	
191-24-2	Benzo(g,h,i)perylene		9800	E

(1) Cannot be separated from Diphenylamine

**PRELIMINARY**

1D - FORM I SV-1  
SEMIVOLATILE ORGANICS ANALYSIS DATA SHEET

EPA SAMPLE NO.

E3NZ1

Lab Name: MITKEM LABORATORIES Contract: EP-W-05-030  
 Lab Code: MITKEM Case No.: 38947 Mod. Ref No.: 1760.0 SDG No.: E3NY9  
 Matrix: (SOIL/SED/WATER) SOIL Lab Sample ID: H1704-11A  
 Sample wt/vol: 30.5 (g/mL) G Lab File ID: S3F9711.D  
 Level: (LOW/MED) LOW Extraction: (Type) SONC  
 % Moisture: 39 Decanted: (Y/N) N Date Received: 09/03/2009  
 Concentrated Extract Volume: 500 (uL) Date Extracted: 09/03/2009  
 Injection Volume: 2.0 (uL) GPC Factor: 2.00 Date Analyzed: 09/07/2009  
 GPC Cleanup: (Y/N) Y pH: 7.2 Dilution Factor: 1.0

CAS NO.	COMPOUND	CONCENTRATION UNITS: (ug/L or ug/Kg)	UG/KG	Q
91-20-3	Naphthalene		270	J
91-57-6	2-Methylnaphthalene		230	J
208-96-8	Acenaphthylene		380	
83-32-9	Acenaphthene		760	

**PRELIMINARY**

1E - FORM I SV-2  
SEMIVOLATILE ORGANICS ANALYSIS DATA SHEET

EPA SAMPLE NO.

E3NZ1

Lab Name: MITKEM LABORATORIES Contract: EP-W-05-030  
 Lab Code: MITKEM Case No.: 38947 Mod. Ref No.: 1760.0 SDG No.: E3NY9  
 Matrix: (SOIL/SED/WATER) SOIL Lab Sample ID: H1704-11A  
 Sample wt/vol: 30.5 (g/mL) G Lab File ID: S3F9711.D  
 Level: (LOW/MED) LOW Extraction: (Type) SONC  
 % Moisture: 39 Decanted: (Y/N) N Date Received: 09/03/2009  
 Concentrated Extract Volume: 500 (uL) Date Extracted: 09/03/2009  
 Injection Volume: 2.0 (uL) GPC Factor: 2.00 Date Analyzed: 09/07/2009  
 GPC Cleanup: (Y/N) Y pH: 7.2 Dilution Factor: 1.0

CAS NO.	COMPOUND	CONCENTRATION UNITS: (ug/L or ug/Kg)	UG/KG	Q
86-73-7	Fluorene		1300	
85-01-8	Phenanthrene		5500	E
120-12-7	Anthracene		1600	
206-44-0	Fluoranthene		7500	E
129-00-0	Pyrene		15000	E
56-55-3	Benzo(a)anthracene		7200	E
218-01-9	Chrysene		6300	E
205-99-2	Benzo(b)fluoranthene		6800	E
207-08-9	Benzo(k)fluoranthene		3600	
50-32-8	Benzo(a)pyrene		5000	E
193-39-5	Indeno(1,2,3-cd)pyrene		8100	E
53-70-3	Dibenzo(a,h)anthracene		3200	
191-24-2	Benzo(g,h,i)perylene		8900	E

(1) Cannot be separated from Diphenylamine

**PRELIMINARY**

SOM01.2 (6/2007)

1D - FORM I SV-1  
SEMIVOLATILE ORGANICS ANALYSIS DATA SHEET

EPA SAMPLE NO.

E3NZ2

Lab Name: MITKEM LABORATORIES Contract: EP-W-05-030  
 Lab Code: MITKEM Case No.: 38947 Mod. Ref No.: 1760.0 SDG No.: E3NY9  
 Matrix: (SOIL/SED/WATER) SOIL Lab Sample ID: H1704-12A  
 Sample wt/vol: 31.4 (g/mL) G Lab File ID: S3F9712.D  
 Level: (LOW/MED) LOW Extraction: (Type) SONC  
 % Moisture: 42 Decanted: (Y/N) N Date Received: 09/03/2009  
 Concentrated Extract Volume: 500 (uL) Date Extracted: 09/03/2009  
 Injection Volume: 2.0 (uL) GPC Factor: 2.00 Date Analyzed: 09/07/2009  
 GPC Cleanup: (Y/N) Y pH: 7.3 Dilution Factor: 1.0

CAS NO.	COMPOUND	CONCENTRATION UNITS:		Q
		(ug/L or ug/Kg)	UG/KG	
91-20-3	Naphthalene		370	
91-57-6	2-Methylnaphthalene		300	
208-96-8	Acenaphthylene		380	
83-32-9	Acenaphthene		780	

**PRELIMINARY**

SOM01.2 (6/2007)

1E - FORM I SV-2  
SEMIVOLATILE ORGANICS ANALYSIS DATA SHEET

EPA SAMPLE NO.

E3NZ2

Lab Name: MITKEM LABORATORIES Contract: EP-W-05-030  
 Lab Code: MITKEM Case No.: 38947 Mod. Ref No.: 1760.0 SDG No.: E3NY9  
 Matrix: (SOIL/SED/WATER) SOIL Lab Sample ID: H1704-12A  
 Sample wt/vol: 31.4 (g/mL) G Lab File ID: S3F9712.D  
 Level: (LOW/MED) LOW Extraction: (Type) SONC  
 % Moisture: 42 Decanted: (Y/N) N Date Received: 09/03/2009  
 Concentrated Extract Volume: 500 (uL) Date Extracted: 09/03/2009  
 Injection Volume: 2.0 (uL) GPC Factor: 2.00 Date Analyzed: 09/07/2009  
 GPC Cleanup: (Y/N) Y pH: 7.3 Dilution Factor: 1.0

CAS NO.	COMPOUND	CONCENTRATION UNITS:	
		UG/KG	Q
86-73-7	Fluorene	1100	
85-01-8	Phenanthrene	5200	E
120-12-7	Anthracene	1400	
206-44-0	Fluoranthene	6200	E
129-00-0	Pyrene	16000	E
56-55-3	Benzo(a)anthracene	5500	E
218-01-9	Chrysene	5300	E
205-99-2	Benzo(b)fluoranthene	4900	E
207-08-9	Benzo(k)fluoranthene	2800	
50-32-8	Benzo(a)pyrene	3900	
193-39-5	Indeno(1,2,3-cd)pyrene	6800	E
53-70-3	Dibenzo(a,h)anthracene	2800	
191-24-2	Benzo(g,h,i)perylene	8000	E

(1) Cannot be separated from Diphenylamine

**PRELIMINARY**

SOM01.2 (6/2007)

1D - FORM I SV-1  
SEMIVOLATILE ORGANICS ANALYSIS DATA SHEET

EPA SAMPLE NO.

E3NZ3

Lab Name: MITKEM LABORATORIES Contract: EP-W-05-030  
 Lab Code: MITKEM Case No.: 38947 Mod. Ref No.: 1760.0 SDG No.: E3NY9  
 Matrix: (SOIL/SED/WATER) SOIL Lab Sample ID: H1704-13A  
 Sample wt/vol: 30.8 (g/mL) G Lab File ID: S3F9729.D  
 Level: (LOW/MED) LOW Extraction: (Type) SONC  
 % Moisture: 42 Decanted: (Y/N) N Date Received: 09/03/2009  
 Concentrated Extract Volume: 500 (uL) Date Extracted: 09/03/2009  
 Injection Volume: 2.0 (uL) GPC Factor: 2.00 Date Analyzed: 09/07/2009  
 GPC Cleanup: (Y/N) Y pH: 7.4 Dilution Factor: 1.0

CAS NO.	COMPOUND	CONCENTRATION UNITS: (ug/L or ug/Kg)	UG/KG	Q
91-20-3	Naphthalene		290	U
91-57-6	2-Methylnaphthalene		290	U
208-96-8	Acenaphthylene		290	U
83-32-9	Acenaphthene		290	U

**PRELIMINARY**

1E - FORM I SV-2  
SEMIVOLATILE ORGANICS ANALYSIS DATA SHEET

EPA SAMPLE NO.

E3NZ3

Lab Name: MITKEM LABORATORIES Contract: EP-W-05-030  
 Lab Code: MITKEM Case No.: 38947 Mod. Ref No.: 1760.0 SDG No.: E3NY9  
 Matrix: (SOIL/SED/WATER) SOIL Lab Sample ID: H1704-13A  
 Sample wt/vol: 30.8 (g/mL) G Lab File ID: S3F9729.D  
 Level: (LOW/MED) LOW Extraction: (Type) SONC  
 % Moisture: 42 Decanted: (Y/N) N Date Received: 09/03/2009  
 Concentrated Extract Volume: 500 (uL) Date Extracted: 09/03/2009  
 Injection Volume: 2.0 (uL) GPC Factor: 2.00 Date Analyzed: 09/07/2009  
 GPC Cleanup: (Y/N) Y pH: 7.4 Dilution Factor: 1.0

CAS NO.	COMPOUND	CONCENTRATION UNITS:	
		(ug/L or ug/Kg)	UG/KG
86-73-7	Fluorene	290	U
85-01-8	Phenanthrene	290	U
120-12-7	Anthracene	290	U
206-44-0	Fluoranthene	290	U
129-00-0	Pyrene	290	U
56-55-3	Benzo(a)anthracene	290	U
218-01-9	Chrysene	290	U
205-99-2	Benzo(b)fluoranthene	290	U
207-08-9	Benzo(k)fluoranthene	290	U
50-32-8	Benzo(a)pyrene	290	U
193-39-5	Indeno(1,2,3-cd)pyrene	290	U
53-70-3	Dibenzo(a,h)anthracene	290	U
191-24-2	Benzo(g,h,i)perylene	290	U

(1) Cannot be separated from Diphenylamine

**PRELIMINARY**



1D - FORM I SV-1  
SEMIVOLATILE ORGANICS ANALYSIS DATA SHEET

EPA SAMPLE NO.

E3NZ4

Lab Name: MITKEM LABORATORIES Contract: EP-W-05-030  
 Lab Code: MITKEM Case No.: 38947 Mod. Ref No.: 1760.0 SDG No.: E3NY9  
 Matrix: (SOIL/SED/WATER) SOIL Lab Sample ID: H1704-14A  
 Sample wt/vol: 30.4 (g/mL) G Lab File ID: S3F9727.D  
 Level: (LOW/MED) LOW Extraction: (Type) SONC  
 % Moisture: 23 Decanted: (Y/N) N Date Received: 09/03/2009  
 Concentrated Extract Volume: 500 (uL) Date Extracted: 09/03/2009  
 Injection Volume: 2.0 (uL) GPC Factor: 2.00 Date Analyzed: 09/07/2009  
 GPC Cleanup: (Y/N) Y pH: 7.9 Dilution Factor: 1.0

CAS NO.	COMPOUND	CONCENTRATION UNITS: (ug/L or ug/Kg)	UG/KG	Q
91-20-3	Naphthalene		220	U
91-57-6	2-Methylnaphthalene		220	U
208-96-8	Acenaphthylene		220	U
83-32-9	Acenaphthene		220	U

**PRELIMINARY**

1E - FORM I SV-2  
SEMIVOLATILE ORGANICS ANALYSIS DATA SHEET

EPA SAMPLE NO.

E3NZ4

Lab Name: MITKEM LABORATORIES Contract: EP-W-05-030  
 Lab Code: MITKEM Case No.: 38947 Mod. Ref No.: 1760.0 SDG No.: E3NY9  
 Matrix: (SOIL/SED/WATER) SOIL Lab Sample ID: H1704-14A  
 Sample wt/vol: 30.4 (g/mL) G Lab File ID: S3F9727.D  
 Level: (LOW/MED) LOW Extraction: (Type) SONC  
 % Moisture: 23 Decanted: (Y/N) N Date Received: 09/03/2009  
 Concentrated Extract Volume: 500 (uL) Date Extracted: 09/03/2009  
 Injection Volume: 2.0 (uL) GPC Factor: 2.00 Date Analyzed: 09/07/2009  
 GPC Cleanup: (Y/N) Y pH: 7.9 Dilution Factor: 1.0

CAS NO.	COMPOUND	CONCENTRATION UNITS:	
		(ug/L or ug/Kg)	UG/KG
86-73-7	Fluorene	220	U
85-01-8	Phenanthrene	220	U
120-12-7	Anthracene	220	U
206-44-0	Fluoranthene	220	U
129-00-0	Pyrene	220	U
56-55-3	Benzo(a)anthracene	220	U
218-01-9	Chrysene	220	U
205-99-2	Benzo(b)fluoranthene	220	U
207-08-9	Benzo(k)fluoranthene	220	U
50-32-8	Benzo(a)pyrene	220	U
193-39-5	Indeno(1,2,3-cd)pyrene	220	U
53-70-3	Dibenzo(a,h)anthracene	220	U
191-24-2	Benzo(g,h,i)perylene	220	U

(1) Cannot be separated from Diphenylamine

**PRELIMINARY**

1D - FORM I SV-1  
SEMIVOLATILE ORGANICS ANALYSIS DATA SHEET

EPA SAMPLE NO.

E3NZ9

Lab Name: MITKEM LABORATORIES Contract: EP-W-05-030  
 Lab Code: MITKEM Case No.: 38947 Mod. Ref No.: 1760.0 SDG No.: E3NY9  
 Matrix: (SOIL/SED/WATER) SOIL Lab Sample ID: H1704-01A  
 Sample wt/vol: 31.0 (g/mL) G Lab File ID: S3F9708.D  
 Level: (LOW/MED) LOW Extraction: (Type) SONC  
 % Moisture: 36 Decanted: (Y/N) N Date Received: 09/03/2009  
 Concentrated Extract Volume: 500 (uL) Date Extracted: 09/03/2009  
 Injection Volume: 2.0 (uL) GPC Factor: 2.00 Date Analyzed: 09/06/2009  
 GPC Cleanup: (Y/N) Y pH: 7.7 Dilution Factor: 1.0

CAS NO.	COMPOUND	CONCENTRATION UNITS:	
		(ug/L or ug/Kg)	UG/KG
91-20-3	Naphthalene	240	J
91-57-6	2-Methylnaphthalene	82	J
208-96-8	Acenaphthylene	260	U
83-32-9	Acenaphthene	100	J

**PRELIMINARY**

SOM01.2 (6/2007)

1E - FORM I SV-2  
SEMIVOLATILE ORGANICS ANALYSIS DATA SHEET

EPA SAMPLE NO.

E3NZ9

Lab Name: MITKEM LABORATORIES Contract: EP-W-05-030  
 Lab Code: MITKEM Case No.: 38947 Mod. Ref No.: 1760.0 SDG No.: E3NY9  
 Matrix: (SOIL/SED/WATER) SOIL Lab Sample ID: H1704-01A  
 Sample wt/vol: 31.0 (g/mL) G Lab File ID: S3F9708.D  
 Level: (LOW/MED) LOW Extraction: (Type) SONC  
 % Moisture: 36 Decanted: (Y/N) N Date Received: 09/03/2009  
 Concentrated Extract Volume: 500 (uL) Date Extracted: 09/03/2009  
 Injection Volume: 2.0 (uL) GPC Factor: 2.00 Date Analyzed: 09/06/2009  
 GPC Cleanup: (Y/N) Y pH: 7.7 Dilution Factor: 1.0

CAS NO.	COMPOUND	CONCENTRATION UNITS:		Q
		(ug/L or ug/Kg)	UG/KG	
86-73-7	Fluorene		110	J
85-01-8	Phenanthrene		710	
120-12-7	Anthracene		170	J
206-44-0	Fluoranthene		1000	
129-00-0	Pyrene		790	
56-55-3	Benzo(a)anthracene		420	
218-01-9	Chrysene		460	
205-99-2	Benzo(b)fluoranthene		520	
207-08-9	Benzo(k)fluoranthene		200	J
50-32-8	Benzo(a)pyrene		380	
193-39-5	Indeno(1,2,3-cd)pyrene		230	J
53-70-3	Dibenzo(a,h)anthracene		77	J
191-24-2	Benzo(g,h,i)perylene		260	J

(1) Cannot be separated from Diphenylamine

**PRELIMINARY**

1D - FORM I SV-1  
SEMIVOLATILE ORGANICS ANALYSIS DATA SHEET

EPA SAMPLE NO.

E3P00

Lab Name: MITKEM LABORATORIES Contract: EP-W-05-030  
 Lab Code: MITKEM Case No.: 38947 Mod. Ref No.: 1760.0 SDG No.: E3NY9  
 Matrix: (SOIL/SED/WATER) SOIL Lab Sample ID: H1704-02A  
 Sample wt/vol: 30.3 (g/mL) G Lab File ID: S3F9717.D  
 Level: (LOW/MED) LOW Extraction: (Type) SONC  
 % Moisture: 12 Decanted: (Y/N) N Date Received: 09/03/2009  
 Concentrated Extract Volume: 500 (uL) Date Extracted: 09/03/2009  
 Injection Volume: 2.0 (uL) GPC Factor: 2.00 Date Analyzed: 09/07/2009  
 GPC Cleanup: (Y/N) Y pH: 7.9 Dilution Factor: 1.0

CAS NO.	COMPOUND	CONCENTRATION UNITS:		Q
		(ug/L or ug/Kg)	UG/KG	
91-20-3	Naphthalene		330	
91-57-6	2-Methylnaphthalene		200	
208-96-8	Acenaphthylene		160	J
83-32-9	Acenaphthene		290	

**PRELIMINARY**

1E - FORM I SV-2  
SEMIVOLATILE ORGANICS ANALYSIS DATA SHEET

EPA SAMPLE NO.

E3P00

Lab Name: MITKEM LABORATORIES Contract: EP-W-05-030  
 Lab Code: MITKEM Case No.: 38947 Mod. Ref No.: 1760.0 SDG No.: E3NY9  
 Matrix: (SOIL/SED/WATER) SOIL Lab Sample ID: H1704-02A  
 Sample wt/vol: 30.3 (g/mL) G Lab File ID: S3F9717.D  
 Level: (LOW/MED) LOW Extraction: (Type) SONC  
 % Moisture: 12 Decanted: (Y/N) N Date Received: 09/03/2009  
 Concentrated Extract Volume: 500 (uL) Date Extracted: 09/03/2009  
 Injection Volume: 2.0 (uL) GPC Factor: 2.00 Date Analyzed: 09/07/2009  
 GPC Cleanup: (Y/N) Y pH: 7.9 Dilution Factor: 1.0

CAS NO.	COMPOUND	CONCENTRATION UNITS:		Q
		(ug/L or ug/Kg)	UG/KG	
86-73-7	Fluorene		380	
85-01-8	Phenanthrene		2000	
120-12-7	Anthracene		530	
206-44-0	Fluoranthene		2700	
129-00-0	Pyrene		3400	E
56-55-3	Benzo(a)anthracene		1700	
218-01-9	Chrysene		1800	
205-99-2	Benzo(b)fluoranthene		2000	
207-08-9	Benzo(k)fluoranthene		570	
50-32-8	Benzo(a)pyrene		1300	
193-39-5	Indeno(1,2,3-cd)pyrene		1100	
53-70-3	Dibenzo(a,h)anthracene		360	
191-24-2	Benzo(g,h,i)perylene		1300	

(1) Cannot be separated from Diphenylamine

**PRELIMINARY**

1D - FORM I SV-1  
SEMIVOLATILE ORGANICS ANALYSIS DATA SHEET

EPA SAMPLE NO.

E3P01

Lab Name: MITKEM LABORATORIES Contract: EP-W-05-030  
 Lab Code: MITKEM Case No.: 38947 Mod. Ref No.: 1760.0 SDG No.: E3NY9  
 Matrix: (SOIL/SED/WATER) SOIL Lab Sample ID: H1704-03A  
 Sample wt/vol: 30.4 (g/mL) G Lab File ID: S3F9716.D  
 Level: (LOW/MED) LOW Extraction: (Type) SONC  
 % Moisture: 43 Decanted: (Y/N) N Date Received: 09/03/2009  
 Concentrated Extract Volume: 500 (uL) Date Extracted: 09/03/2009  
 Injection Volume: 2.0 (uL) GPC Factor: 2.00 Date Analyzed: 09/07/2009  
 GPC Cleanup: (Y/N) Y pH: 7.2 Dilution Factor: 1.0

CAS NO.	COMPOUND	CONCENTRATION UNITS:		Q
		(ug/L or ug/Kg)	UG/KG	
91-20-3	Naphthalene		710	
91-57-6	2-Methylnaphthalene		230	J
208-96-8	Acenaphthylene		410	
83-32-9	Acenaphthene		550	

**PRELIMINARY**

1E - FORM I SV-2  
SEMIVOLATILE ORGANICS ANALYSIS DATA SHEET

EPA SAMPLE NO.

E3P01

Lab Name: MITKEM LABORATORIES Contract: EP-W-05-030  
 Lab Code: MITKEM Case No.: 38947 Mod. Ref No.: 1760.0 SDG No.: E3NY9  
 Matrix: (SOIL/SED/WATER) SOIL Lab Sample ID: H1704-03A  
 Sample wt/vol: 30.4 (g/mL) G Lab File ID: S3F9716.D  
 Level: (LOW/MED) LOW Extraction: (Type) SONC  
 % Moisture: 43 Decanted: (Y/N) N Date Received: 09/03/2009  
 Concentrated Extract Volume: 500 (uL) Date Extracted: 09/03/2009  
 Injection Volume: 2.0 (uL) GPC Factor: 2.00 Date Analyzed: 09/07/2009  
 GPC Cleanup: (Y/N) Y pH: 7.2 Dilution Factor: 1.0

CAS NO.	COMPOUND	CONCENTRATION UNITS: (ug/L or ug/Kg)	UG/KG	Q
86-73-7	Fluorene		930	
85-01-8	Phenanthrene		4900	E
120-12-7	Anthracene		1700	
206-44-0	Fluoranthene		7600	E
129-00-0	Pyrene		13000	E
56-55-3	Benzo(a)anthracene		7200	E
218-01-9	Chrysene		7100	E
205-99-2	Benzo(b)fluoranthene		9600	E
207-08-9	Benzo(k)fluoranthene		2300	
50-32-8	Benzo(a)pyrene		5400	E
193-39-5	Indeno(1,2,3-cd)pyrene		6700	E
53-70-3	Dibenzo(a,h)anthracene		2500	
191-24-2	Benzo(g,h,i)perylene		7900	E

(1) Cannot be separated from Diphenylamine

**PRELIMINARY**

SOM01.2 (6/2007)



1D - FORM I SV-1  
SEMIVOLATILE ORGANICS ANALYSIS DATA SHEET

EPA SAMPLE NO.

E3P02

Lab Name: MITKEM LABORATORIES Contract: EP-W-05-030  
 Lab Code: MITKEM Case No.: 38947 Mod. Ref No.: 1760.0 SDG No.: E3NY9  
 Matrix: (SOIL/SED/WATER) SOIL Lab Sample ID: H1704-04A  
 Sample wt/vol: 30.9 (g/mL) G Lab File ID: S3F9718.D  
 Level: (LOW/MED) LOW Extraction: (Type) SONC  
 % Moisture: 36 Decanted: (Y/N) N Date Received: 09/03/2009  
 Concentrated Extract Volume: 500 (uL) Date Extracted: 09/03/2009  
 Injection Volume: 2.0 (uL) GPC Factor: 2.00 Date Analyzed: 09/07/2009  
 GPC Cleanup: (Y/N) Y pH: 7.3 Dilution Factor: 1.0

CAS NO.	COMPOUND	CONCENTRATION UNITS:		Q
		(ug/L or ug/Kg)	UG/KG	
91-20-3	Naphthalene		410	
91-57-6	2-Methylnaphthalene		150	J
208-96-8	Acenaphthylene		210	J
83-32-9	Acenaphthene		290	

**PRELIMINARY**

1E - FORM I SV-2  
SEMIVOLATILE ORGANICS ANALYSIS DATA SHEET

EPA SAMPLE NO.

E3P02

Lab Name: MITKEM LABORATORIES Contract: EP-W-05-030  
 Lab Code: MITKEM Case No.: 38947 Mod. Ref No.: 1760.0 SDG No.: E3NY9  
 Matrix: (SOIL/SED/WATER) SOIL Lab Sample ID: H1704-04A  
 Sample wt/vol: 30.9 (g/mL) G Lab File ID: S3F9718.D  
 Level: (LOW/MED) LOW Extraction: (Type) SONC  
 % Moisture: 36 Decanted: (Y/N) N Date Received: 09/03/2009  
 Concentrated Extract Volume: 500 (uL) Date Extracted: 09/03/2009  
 Injection Volume: 2.0 (uL) GPC Factor: 2.00 Date Analyzed: 09/07/2009  
 GPC Cleanup: (Y/N) Y pH: 7.3 Dilution Factor: 1.0

CAS NO.	COMPOUND	CONCENTRATION UNITS: (ug/L or ug/Kg)	UG/KG	Q
86-73-7	Fluorene		420	
85-01-8	Phenanthrene		2700	
120-12-7	Anthracene		740	
206-44-0	Fluoranthene		4500	E
129-00-0	Pyrene		4400	E
56-55-3	Benzo(a)anthracene		2400	
218-01-9	Chrysene		2900	
205-99-2	Benzo(b)fluoranthene		3300	
207-08-9	Benzo(k)fluoranthene		960	
50-32-8	Benzo(a)pyrene		2100	
193-39-5	Indeno(1,2,3-cd)pyrene		1700	
53-70-3	Dibenzo(a,h)anthracene		550	
191-24-2	Benzo(g,h,i)perylene		1900	

(1) Cannot be separated from Diphenylamine

**PRELIMINARY**

SOM01.2 (6/2007)

1D - FORM I SV-1  
SEMIVOLATILE ORGANICS ANALYSIS DATA SHEET

EPA SAMPLE NO.

E3P03

Lab Name: MITKEM LABORATORIES Contract: EP-W-05-030  
 Lab Code: MITKEM Case No.: 38947 Mod. Ref No.: 1760.0 SDG No.: E3NY9  
 Matrix: (SOIL/SED/WATER) SOIL Lab Sample ID: H1704-05A  
 Sample wt/vol: 31.9 (g/mL) G Lab File ID: S3F9721.D  
 Level: (LOW/MED) LOW Extraction: (Type) SONC  
 % Moisture: 35 Decanted: (Y/N) N Date Received: 09/03/2009  
 Concentrated Extract Volume: 500 (uL) Date Extracted: 09/03/2009  
 Injection Volume: 2.0 (uL) GPC Factor: 2.00 Date Analyzed: 09/07/2009  
 GPC Cleanup: (Y/N) Y pH: 7.2 Dilution Factor: 1.0

CAS NO.	COMPOUND	CONCENTRATION UNITS: (ug/L or ug/Kg)	UG/KG	Q
91-20-3	Naphthalene		270	
91-57-6	2-Methylnaphthalene		120	J
208-96-8	Acenaphthylene		85	J
83-32-9	Acenaphthene		160	J

**PRELIMINARY**

SOM01.2 (6/2007)

1E - FORM I SV-2  
SEMIVOLATILE ORGANICS ANALYSIS DATA SHEET

EPA SAMPLE NO.

E3P03

Lab Name: MITKEM LABORATORIES Contract: EP-W-05-030  
 Lab Code: MITKEM Case No.: 38947 Mod. Ref No.: 1760.0 SDG No.: E3NY9  
 Matrix: (SOIL/SED/WATER) SOIL Lab Sample ID: H1704-05A  
 Sample wt/vol: 31.9 (g/mL) G Lab File ID: S3F9721.D  
 Level: (LOW/MED) LOW Extraction: (Type) SONC  
 % Moisture: 35 Decanted: (Y/N) N Date Received: 09/03/2009  
 Concentrated Extract Volume: 500 (uL) Date Extracted: 09/03/2009  
 Injection Volume: 2.0 (uL) GPC Factor: 2.00 Date Analyzed: 09/07/2009  
 GPC Cleanup: (Y/N) Y pH: 7.2 Dilution Factor: 1.0

CAS NO.	COMPOUND	CONCENTRATION UNITS:		Q
		(ug/L or ug/Kg)	UG/KG	
86-73-7	Fluorene		180	J
85-01-8	Phenanthrene		1200	
120-12-7	Anthracene		280	
206-44-0	Fluoranthene		1700	
129-00-0	Pyrene		1400	
56-55-3	Benzo(a)anthracene		710	
218-01-9	Chrysene		760	
205-99-2	Benzo(b)fluoranthene		860	
207-08-9	Benzo(k)fluoranthene		370	
50-32-8	Benzo(a)pyrene		620	
193-39-5	Indeno(1,2,3-cd)pyrene		390	
53-70-3	Dibenzo(a,h)anthracene		130	J
191-24-2	Benzo(g,h,i)perylene		440	

(1) Cannot be separated from Diphenylamine

**PRELIMINARY**

SOM01.2 (6/2007)

1D - FORM I SV-1  
SEMIVOLATILE ORGANICS ANALYSIS DATA SHEET

EPA SAMPLE NO.  
E3P04

Lab Name: MITKEM LABORATORIES Contract: EP-W-05-030  
 Lab Code: MITKEM Case No.: 38947 Mod. Ref No.: 1760.0 SDG No.: E3NY9  
 Matrix: (SOIL/SED/WATER) SOIL Lab Sample ID: H1704-06A  
 Sample wt/vol: 31.2 (g/mL) G Lab File ID: S3F9722.D  
 Level: (LOW/MED) LOW Extraction: (Type) SONC  
 % Moisture: 34 Decanted: (Y/N) N Date Received: 09/03/2009  
 Concentrated Extract Volume: 500 (uL) Date Extracted: 09/03/2009  
 Injection Volume: 2.0 (uL) GPC Factor: 2.00 Date Analyzed: 09/07/2009  
 GPC Cleanup: (Y/N) Y pH: 7.7 Dilution Factor: 1.0

CAS NO.	COMPOUND	CONCENTRATION UNITS:	
		(ug/L or ug/Kg)	UG/KG
91-20-3	Naphthalene	130	J
91-57-6	2-Methylnaphthalene	75	J
208-96-8	Acenaphthylene	100	J
83-32-9	Acenaphthene	140	J

**PRELIMINARY**

1E - FORM I SV-2  
SEMIVOLATILE ORGANICS ANALYSIS DATA SHEET

EPA SAMPLE NO.

E3P04

Lab Name: MITKEM LABORATORIES Contract: EP-W-05-030  
 Lab Code: MITKEM Case No.: 38947 Mod. Ref No.: 1760.0 SDG No.: E3NY9  
 Matrix: (SOIL/SED/WATER) SOIL Lab Sample ID: H1704-06A  
 Sample wt/vol: 31.2 (g/mL) G Lab File ID: S3F9722.D  
 Level: (LOW/MED) LOW Extraction: (Type) SONC  
 % Moisture: 34 Decanted: (Y/N) N Date Received: 09/03/2009  
 Concentrated Extract Volume: 500 (uL) Date Extracted: 09/03/2009  
 Injection Volume: 2.0 (uL) GPC Factor: 2.00 Date Analyzed: 09/07/2009  
 GPC Cleanup: (Y/N) Y pH: 7.7 Dilution Factor: 1.0

CAS NO.	COMPOUND	CONCENTRATION UNITS: (ug/L or ug/Kg)	UG/KG	Q
86-73-7	Fluorene		170	J
85-01-8	Phenanthrene		1300	
120-12-7	Anthracene		330	
206-44-0	Fluoranthene		2200	
129-00-0	Pyrene		1800	
56-55-3	Benzo(a)anthracene		1000	
218-01-9	Chrysene		1200	
205-99-2	Benzo(b)fluoranthene		1300	
207-08-9	Benzo(k)fluoranthene		600	
50-32-8	Benzo(a)pyrene		960	
193-39-5	Indeno(1,2,3-cd)pyrene		610	
53-70-3	Dibenzo(a,h)anthracene		200	J
191-24-2	Benzo(g,h,i)perylene		690	

(1) Cannot be separated from Diphenylamine

**PRELIMINARY**

1D - FORM I SV-1  
SEMIVOLATILE ORGANICS ANALYSIS DATA SHEET

EPA SAMPLE NO.

E3P05

Lab Name: MITKEM LABORATORIES Contract: EP-W-05-030  
 Lab Code: MITKEM Case No.: 38947 Mod. Ref No.: 1760.0 SDG No.: E3NY9  
 Matrix: (SOIL/SED/WATER) SOIL Lab Sample ID: H1704-07A  
 Sample wt/vol: 30.1 (g/mL) G Lab File ID: S3F9724.D  
 Level: (LOW/MED) LOW Extraction: (Type) SONC  
 % Moisture: 29 Decanted: (Y/N) N Date Received: 09/03/2009  
 Concentrated Extract Volume: 500 (uL) Date Extracted: 09/03/2009  
 Injection Volume: 2.0 (uL) GPC Factor: 2.00 Date Analyzed: 09/07/2009  
 GPC Cleanup: (Y/N) Y pH: 7.8 Dilution Factor: 1.0

CAS NO.	COMPOUND	CONCENTRATION UNITS:		Q
		(ug/L or ug/Kg)	UG/KG	
91-20-3	Naphthalene		240	U
91-57-6	2-Methylnaphthalene		240	U
208-96-8	Acenaphthylene		240	U
83-32-9	Acenaphthene		240	U

**PRELIMINARY**

1E - FORM I SV-2  
SEMIVOLATILE ORGANICS ANALYSIS DATA SHEET

EPA SAMPLE NO.

E3P05

Lab Name: MITKEM LABORATORIES Contract: EP-W-05-030  
 Lab Code: MITKEM Case No.: 38947 Mod. Ref No.: 1760.0 SDG No.: E3NY9  
 Matrix: (SOIL/SED/WATER) SOIL Lab Sample ID: H1704-07A  
 Sample wt/vol: 30.1 (g/mL) G Lab File ID: S3F9724.D  
 Level: (LOW/MED) LOW Extraction: (Type) SONC  
 % Moisture: 29 Decanted: (Y/N) N Date Received: 09/03/2009  
 Concentrated Extract Volume: 500 (uL) Date Extracted: 09/03/2009  
 Injection Volume: 2.0 (uL) GPC Factor: 2.00 Date Analyzed: 09/07/2009  
 GPC Cleanup: (Y/N) Y pH: 7.8 Dilution Factor: 1.0

CAS NO.	COMPOUND	CONCENTRATION UNITS:		Q
		(ug/L or ug/Kg)	UG/KG	
86-73-7	Fluorene		240	U
85-01-8	Phenanthrene		270	
120-12-7	Anthracene		61	J
206-44-0	Fluoranthene		390	
129-00-0	Pyrene		320	
56-55-3	Benzo(a)anthracene		150	J
218-01-9	Chrysene		160	J
205-99-2	Benzo(b)fluoranthene		200	J
207-08-9	Benzo(k)fluoranthene		63	J
50-32-8	Benzo(a)pyrene		130	J
193-39-5	Indeno(1,2,3-cd)pyrene		80	J
53-70-3	Dibenzo(a,h)anthracene		240	U
191-24-2	Benzo(g,h,i)perylene		92	J

(1) Cannot be separated from Diphenylamine

**PRELIMINARY**



1D - FORM I SV-1  
SEMIVOLATILE ORGANICS ANALYSIS DATA SHEET

EPA SAMPLE NO.

E3P05MS

Lab Name: MITKEM LABORATORIES Contract: EP-W-05-030  
 Lab Code: MITKEM Case No.: 38947 Mod. Ref No.: 1760.0 SDG No.: E3NY9  
 Matrix: (SOIL/SED/WATER) SOIL Lab Sample ID: H1704-07AMS  
 Sample wt/vol: 30.0 (g/mL) G Lab File ID: S3F9725.D  
 Level: (LOW/MED) LOW Extraction: (Type) SONC  
 % Moisture: 29 Decanted: (Y/N) N Date Received: 09/03/2009  
 Concentrated Extract Volume: 500 (uL) Date Extracted: 09/03/2009  
 Injection Volume: 2.0 (uL) GPC Factor: 2.00 Date Analyzed: 09/07/2009  
 GPC Cleanup: (Y/N) Y pH: 7.8 Dilution Factor: 1.0

CAS NO.	COMPOUND	CONCENTRATION UNITS:	
		(ug/L or ug/Kg)	UG/KG
91-20-3	Naphthalene	61	J
91-57-6	2-Methylnaphthalene	240	U
208-96-8	Acenaphthylene	240	U
83-32-9	Acenaphthene	1300	

**PRELIMINARY**

1E - FORM I SV-2  
SEMIVOLATILE ORGANICS ANALYSIS DATA SHEET

EPA SAMPLE NO.

E3P05MS

Lab Name: MITKEM LABORATORIES Contract: EP-W-05-030  
 Lab Code: MITKEM Case No.: 38947 Mod. Ref No.: 1760.0 SDG No.: E3NY9  
 Matrix: (SOIL/SED/WATER) SOIL Lab Sample ID: H1704-07AMS  
 Sample wt/vol: 30.0 (g/mL) G Lab File ID: S3F9725.D  
 Level: (LOW/MED) LOW Extraction: (Type) SONC  
 % Moisture: 29 Decanted: (Y/N) N Date Received: 09/03/2009  
 Concentrated Extract Volume: 500 (uL) Date Extracted: 09/03/2009  
 Injection Volume: 2.0 (uL) GPC Factor: 2.00 Date Analyzed: 09/07/2009  
 GPC Cleanup: (Y/N) Y pH: 7.8 Dilution Factor: 1.0

CAS NO.	COMPOUND	CONCENTRATION UNITS:		Q
		(ug/L or ug/Kg)	UG/KG	
86-73-7	Fluorene		66	J
85-01-8	Phenanthrene		450	
120-12-7	Anthracene		110	J
206-44-0	Fluoranthene		630	
129-00-0	Pyrene		1400	
56-55-3	Benzo(a)anthracene		250	
218-01-9	Chrysene		270	
205-99-2	Benzo(b)fluoranthene		320	
207-08-9	Benzo(k)fluoranthene		110	J
50-32-8	Benzo(a)pyrene		230	J
193-39-5	Indeno(1,2,3-cd)pyrene		130	J
53-70-3	Dibenzo(a,h)anthracene		240	U
191-24-2	Benzo(g,h,i)perylene		150	J

(1) Cannot be separated from Diphenylamine

**PRELIMINARY**

SOM01.2 (6/2007)

1D - FORM I SV-1  
SEMIVOLATILE ORGANICS ANALYSIS DATA SHEET

EPA SAMPLE NO.

E3P05MSD

Lab Name: MITKEM LABORATORIES Contract: EP-W-05-030  
 Lab Code: MITKEM Case No.: 38947 Mod. Ref No.: 1760.0 SDG No.: E3NY9  
 Matrix: (SOIL/SED/WATER) SOIL Lab Sample ID: H1704-07AMSD  
 Sample wt/vol: 30.7 (g/mL) G Lab File ID: S3F9726.D  
 Level: (LOW/MED) LOW Extraction: (Type) SONC  
 % Moisture: 29 Decanted: (Y/N) N Date Received: 09/03/2009  
 Concentrated Extract Volume: 500 (uL) Date Extracted: 09/03/2009  
 Injection Volume: 2.0 (uL) GPC Factor: 2.00 Date Analyzed: 09/07/2009  
 GPC Cleanup: (Y/N) Y pH: 7.8 Dilution Factor: 1.0

CAS NO.	COMPOUND	CONCENTRATION UNITS:	
		(ug/L or ug/Kg)	UG/KG
91-20-3	Naphthalene	230	U
91-57-6	2-Methylnaphthalene	230	U
208-96-8	Acenaphthylene	230	U
83-32-9	Acenaphthene	1100	

**PRELIMINARY**

1E - FORM I SV-2  
SEMIVOLATILE ORGANICS ANALYSIS DATA SHEET

EPA SAMPLE NO.

E3P05MSD

Lab Name: MITKEM LABORATORIES Contract: EP-W-05-030  
 Lab Code: MITKEM Case No.: 38947 Mod. Ref No.: 1760.0 SDG No.: E3NY9  
 Matrix: (SOIL/SED/WATER) SOIL Lab Sample ID: H1704-07AMSD  
 Sample wt/vol: 30.7 (g/mL) G Lab File ID: S3F9726.D  
 Level: (LOW/MED) LOW Extraction: (Type) SONC  
 % Moisture: 29 Decanted: (Y/N) N Date Received: 09/03/2009  
 Concentrated Extract Volume: 500 (uL) Date Extracted: 09/03/2009  
 Injection Volume: 2.0 (uL) GPC Factor: 2.00 Date Analyzed: 09/07/2009  
 GPC Cleanup: (Y/N) Y pH: 7.8 Dilution Factor: 1.0

CAS NO.	COMPOUND	CONCENTRATION UNITS:		Q
		(ug/L or ug/Kg)	UG/KG	
86-73-7	Fluorene		230	U
85-01-8	Phenanthrene		250	
120-12-7	Anthracene		57	J
206-44-0	Fluoranthene		340	
129-00-0	Pyrene		1100	
56-55-3	Benzo(a)anthracene		130	J
218-01-9	Chrysene		130	J
205-99-2	Benzo(b)fluoranthene		150	J
207-08-9	Benzo(k)fluoranthene		68	J
50-32-8	Benzo(a)pyrene		120	J
193-39-5	Indeno(1,2,3-cd)pyrene		69	J
53-70-3	Dibenzo(a,h)anthracene		230	U
191-24-2	Benzo(g,h,i)perylene		79	J

(1) Cannot be separated from Diphenylamine

**PRELIMINARY**

SOM01.2 (6/2007)

1D - FORM I SV-1  
SEMIVOLATILE ORGANICS ANALYSIS DATA SHEET

EPA SAMPLE NO.

E3P06

Lab Name: MITKEM LABORATORIES Contract: EP-W-05-030  
 Lab Code: MITKEM Case No.: 38947 Mod. Ref No.: 1760.0 SDG No.: E3NY9  
 Matrix: (SOIL/SED/WATER) SOIL Lab Sample ID: H1704-08A  
 Sample wt/vol: 30.8 (g/mL) G Lab File ID: S3F9728.D  
 Level: (LOW/MED) LOW Extraction: (Type) SONC  
 % Moisture: 13 Decanted: (Y/N) N Date Received: 09/03/2009  
 Concentrated Extract Volume: 500 (uL) Date Extracted: 09/03/2009  
 Injection Volume: 2.0 (uL) GPC Factor: 2.00 Date Analyzed: 09/07/2009  
 GPC Cleanup: (Y/N) Y pH: 7.8 Dilution Factor: 1.0

CAS NO.	COMPOUND	CONCENTRATION UNITS:		Q
		(ug/L or ug/Kg)	UG/KG	
91-20-3	Naphthalene		190	U
91-57-6	2-Methylnaphthalene		190	U
208-96-8	Acenaphthylene		190	U
83-32-9	Acenaphthene		190	U

**PRELIMINARY**

1E - FORM I SV-2  
SEMIVOLATILE ORGANICS ANALYSIS DATA SHEET

EPA SAMPLE NO.

E3P06

Lab Name: MITKEM LABORATORIES Contract: EP-W-05-030  
 Lab Code: MITKEM Case No.: 38947 Mod. Ref No.: 1760.0 SDG No.: E3NY9  
 Matrix: (SOIL/SED/WATER) SOIL Lab Sample ID: H1704-08A  
 Sample wt/vol: 30.8 (g/mL) G Lab File ID: S3F9728.D  
 Level: (LOW/MED) LOW Extraction: (Type) SONC  
 % Moisture: 13 Decanted: (Y/N) N Date Received: 09/03/2009  
 Concentrated Extract Volume: 500 (uL) Date Extracted: 09/03/2009  
 Injection Volume: 2.0 (uL) GPC Factor: 2.00 Date Analyzed: 09/07/2009  
 GPC Cleanup: (Y/N) Y pH: 7.8 Dilution Factor: 1.0

CAS NO.	COMPOUND	CONCENTRATION UNITS:		Q
		(ug/L or ug/Kg)	UG/KG	
86-73-7	Fluorene		190	U
85-01-8	Phenanthrene		190	U
120-12-7	Anthracene		190	U
206-44-0	Fluoranthene		190	U
129-00-0	Pyrene		190	U
56-55-3	Benzo(a)anthracene		190	U
218-01-9	Chrysene		190	U
205-99-2	Benzo(b)fluoranthene		190	U
207-08-9	Benzo(k)fluoranthene		190	U
50-32-8	Benzo(a)pyrene		190	U
193-39-5	Indeno(1,2,3-cd)pyrene		190	U
53-70-3	Dibenzo(a,h)anthracene		190	U
191-24-2	Benzo(g,h,i)perylene		190	U

(1) Cannot be separated from Diphenylamine

**PRELIMINARY**

1D - FORM I SV-1  
SEMIVOLATILE ORGANICS ANALYSIS DATA SHEET

EPA SAMPLE NO.

E3P24

Lab Name: MITKEM LABORATORIES Contract: EP-W-05-030  
 Lab Code: MITKEM Case No.: 38947 Mod. Ref No.: 1760.0 SDG No.: E3NY9  
 Matrix: (SOIL/SED/WATER) SOIL Lab Sample ID: H1704-15A  
 Sample wt/vol: 31.1 (g/mL) G Lab File ID: S3F9714.D  
 Level: (LOW/MED) LOW Extraction: (Type) SONC  
 % Moisture: 45 Decanted: (Y/N) N Date Received: 09/03/2009  
 Concentrated Extract Volume: 500 (uL) Date Extracted: 09/03/2009  
 Injection Volume: 2.0 (uL) GPC Factor: 2.00 Date Analyzed: 09/07/2009  
 GPC Cleanup: (Y/N) Y pH: 7.1 Dilution Factor: 1.0

CAS NO.	COMPOUND	CONCENTRATION UNITS: (ug/L or ug/Kg)	UG/KG	Q
91-20-3	Naphthalene		730	
91-57-6	2-Methylnaphthalene		360	
208-96-8	Acenaphthylene		650	
83-32-9	Acenaphthene		1000	

**PRELIMINARY**

1E - FORM I SV-2  
SEMIVOLATILE ORGANICS ANALYSIS DATA SHEET

EPA SAMPLE NO.

E3P24

Lab Name: MITKEM LABORATORIES Contract: EP-W-05-030  
 Lab Code: MITKEM Case No.: 38947 Mod. Ref No.: 1760.0 SDG No.: E3NY9  
 Matrix: (SOIL/SED/WATER) SOIL Lab Sample ID: H1704-15A  
 Sample wt/vol: 31.1 (g/mL) G Lab File ID: S3F9714.D  
 Level: (LOW/MED) LOW Extraction: (Type) SONC  
 % Moisture: 45 Decanted: (Y/N) N Date Received: 09/03/2009  
 Concentrated Extract Volume: 500 (uL) Date Extracted: 09/03/2009  
 Injection Volume: 2.0 (uL) GPC Factor: 2.00 Date Analyzed: 09/07/2009  
 GPC Cleanup: (Y/N) Y pH: 7.1 Dilution Factor: 1.0

CAS NO.	COMPOUND	CONCENTRATION UNITS: (ug/L or ug/Kg)	UG/KG	Q
86-73-7	Fluorene		1700	
85-01-8	Phenanthrene		6600	E
120-12-7	Anthracene		2400	
206-44-0	Fluoranthene		8700	E
129-00-0	Pyrene		18000	E
56-55-3	Benzo(a)anthracene		8300	E
218-01-9	Chrysene		8100	E
205-99-2	Benzo(b)fluoranthene		8600	E
207-08-9	Benzo(k)fluoranthene		4400	
50-32-8	Benzo(a)pyrene		5900	E
193-39-5	Indeno(1,2,3-cd)pyrene		9000	E
53-70-3	Dibenzo(a,h)anthracene		3600	
191-24-2	Benzo(g,h,i)perylene		11000	E

(1) Cannot be separated from Diphenylamine

**PRELIMINARY**

SOM01.2 (6/2007)



1D - FORM I SV-1  
SEMIVOLATILE ORGANICS ANALYSIS DATA SHEET

EPA SAMPLE NO.

E3P25

Lab Name: MITKEM LABORATORIES Contract: EP-W-05-030  
 Lab Code: MITKEM Case No.: 38947 Mod. Ref No.: 1760.0 SDG No.: E3NY9  
 Matrix: (SOIL/SED/WATER) SOIL Lab Sample ID: H1704-16A  
 Sample wt/vol: 30.4 (g/mL) G Lab File ID: S3F9715.D  
 Level: (LOW/MED) LOW Extraction: (Type) SONC  
 % Moisture: 40 Decanted: (Y/N) N Date Received: 09/03/2009  
 Concentrated Extract Volume: 500 (uL) Date Extracted: 09/03/2009  
 Injection Volume: 2.0 (uL) GPC Factor: 2.00 Date Analyzed: 09/07/2009  
 GPC Cleanup: (Y/N) Y pH: 7.0 Dilution Factor: 1.0

CAS NO.	COMPOUND	CONCENTRATION UNITS: (ug/L or ug/Kg)	UG/KG	Q
91-20-3	Naphthalene		830	
91-57-6	2-Methylnaphthalene		230	J
208-96-8	Acenaphthylene		490	
83-32-9	Acenaphthene		720	

**PRELIMINARY**

1E - FORM I SV-2  
SEMIVOLATILE ORGANICS ANALYSIS DATA SHEET

EPA SAMPLE NO.

E3P25

Lab Name: MITKEM LABORATORIES Contract: EP-W-05-030  
 Lab Code: MITKEM Case No.: 38947 Mod. Ref No.: 1760.0 SDG No.: E3NY9  
 Matrix: (SOIL/SED/WATER) SOIL Lab Sample ID: H1704-16A  
 Sample wt/vol: 30.4 (g/mL) G Lab File ID: S3F9715.D  
 Level: (LOW/MED) LOW Extraction: (Type) SONC  
 % Moisture: 40 Decanted: (Y/N) N Date Received: 09/03/2009  
 Concentrated Extract Volume: 500 (uL) Date Extracted: 09/03/2009  
 Injection Volume: 2.0 (uL) GPC Factor: 2.00 Date Analyzed: 09/07/2009  
 GPC Cleanup: (Y/N) Y pH: 7.0 Dilution Factor: 1.0

CAS NO.	COMPOUND	CONCENTRATION UNITS: (ug/L or ug/Kg)	UG/KG	Q
86-73-7	Fluorene		1100	
85-01-8	Phenanthrene		5600	E
120-12-7	Anthracene		5500	E
206-44-0	Fluoranthene		8500	E
129-00-0	Pyrene		16000	E
56-55-3	Benzo(a)anthracene		8900	E
218-01-9	Chrysene		7500	E
205-99-2	Benzo(b)fluoranthene		9200	E
207-08-9	Benzo(k)fluoranthene		4600	E
50-32-8	Benzo(a)pyrene		6200	E
193-39-5	Indeno(1,2,3-cd)pyrene		9500	E
53-70-3	Dibenzo(a,h)anthracene		3300	
191-24-2	Benzo(g,h,i)perylene		11000	E

(1) Cannot be separated from Diphenylamine

**PRELIMINARY**

SOM01.2 (6/2007)

1D - FORM I SV-1  
SEMIVOLATILE ORGANICS ANALYSIS DATA SHEET

EPA SAMPLE NO.

E3P26

Lab Name: MITKEM LABORATORIES Contract: EP-W-05-030  
 Lab Code: MITKEM Case No.: 38947 Mod. Ref No.: 1760.0 SDG No.: E3NY9  
 Matrix: (SOIL/SED/WATER) SOIL Lab Sample ID: H1704-17A  
 Sample wt/vol: 31.0 (g/mL) G Lab File ID: S3F9719.D  
 Level: (LOW/MED) LOW Extraction: (Type) SONC  
 % Moisture: 32 Decanted: (Y/N) N Date Received: 09/03/2009  
 Concentrated Extract Volume: 500 (uL) Date Extracted: 09/03/2009  
 Injection Volume: 2.0 (uL) GPC Factor: 2.00 Date Analyzed: 09/07/2009  
 GPC Cleanup: (Y/N) Y pH: 7.4 Dilution Factor: 1.0

CAS NO.	COMPOUND	CONCENTRATION UNITS:		Q
		(ug/L or ug/Kg)	UG/KG	
91-20-3	Naphthalene		370	
91-57-6	2-Methylnaphthalene		130	J
208-96-8	Acenaphthylene		130	J
83-32-9	Acenaphthene		330	

**PRELIMINARY**

1E - FORM I SV-2  
SEMIVOLATILE ORGANICS ANALYSIS DATA SHEET

EPA SAMPLE NO.

E3P26

Lab Name: MITKEM LABORATORIES Contract: EP-W-05-030  
 Lab Code: MITKEM Case No.: 38947 Mod. Ref No.: 1760.0 SDG No.: E3NY9  
 Matrix: (SOIL/SED/WATER) SOIL Lab Sample ID: H1704-17A  
 Sample wt/vol: 31.0 (g/mL) G Lab File ID: S3F9719.D  
 Level: (LOW/MED) LOW Extraction: (Type) SONC  
 % Moisture: 32 Decanted: (Y/N) N Date Received: 09/03/2009  
 Concentrated Extract Volume: 500 (uL) Date Extracted: 09/03/2009  
 Injection Volume: 2.0 (uL) GPC Factor: 2.00 Date Analyzed: 09/07/2009  
 GPC Cleanup: (Y/N) Y pH: 7.4 Dilution Factor: 1.0

CAS NO.	COMPOUND	CONCENTRATION UNITS: UG/KG (ug/L or ug/Kg)	Q
86-73-7	Fluorene	570	
85-01-8	Phenanthrene	2900	
120-12-7	Anthracene	970	
206-44-0	Fluoranthene	3500	
129-00-0	Pyrene	2700	
56-55-3	Benzo(a)anthracene	1800	
218-01-9	Chrysene	1900	
205-99-2	Benzo(b)fluoranthene	2300	
207-08-9	Benzo(k)fluoranthene	710	
50-32-8	Benzo(a)pyrene	1400	
193-39-5	Indeno(1,2,3-cd)pyrene	910	
53-70-3	Dibenzo(a,h)anthracene	330	
191-24-2	Benzo(g,h,i)perylene	910	

(1) Cannot be separated from Diphenylamine

**PRELIMINARY**

SOM01.2 (6/2007)

1D - FORM I SV-1  
SEMIVOLATILE ORGANICS ANALYSIS DATA SHEET

EPA SAMPLE NO.

E3P27

Lab Name: MITKEM LABORATORIES Contract: EP-W-05-030  
 Lab Code: MITKEM Case No.: 38947 Mod. Ref No.: 1760.0 SDG No.: E3NY9  
 Matrix: (SOIL/SED/WATER) SOIL Lab Sample ID: H1704-18A  
 Sample wt/vol: 31.1 (g/mL) G Lab File ID: S3F9720.D  
 Level: (LOW/MED) LOW Extraction: (Type) SONC  
 % Moisture: 32 Decanted: (Y/N) N Date Received: 09/03/2009  
 Concentrated Extract Volume: 500 (uL) Date Extracted: 09/03/2009  
 Injection Volume: 2.0 (uL) GPC Factor: 2.00 Date Analyzed: 09/07/2009  
 GPC Cleanup: (Y/N) Y pH: 7.4 Dilution Factor: 1.0

CAS NO.	COMPOUND	CONCENTRATION UNITS:		Q
		(ug/L or ug/Kg)	UG/KG	
91-20-3	Naphthalene		260	
91-57-6	2-Methylnaphthalene		68	J
208-96-8	Acenaphthylene		92	J
83-32-9	Acenaphthene		180	J

**PRELIMINARY**

SOM01.2 (6/2007)

1E - FORM I SV-2  
SEMIVOLATILE ORGANICS ANALYSIS DATA SHEET

EPA SAMPLE NO.

E3P27

Lab Name: MITKEM LABORATORIES Contract: EP-W-05-030  
 Lab Code: MITKEM Case No.: 38947 Mod. Ref No.: 1760.0 SDG No.: E3NY9  
 Matrix: (SOIL/SED/WATER) SOIL Lab Sample ID: H1704-18A  
 Sample wt/vol: 31.1 (g/mL) G Lab File ID: S3F9720.D  
 Level: (LOW/MED) LOW Extraction: (Type) SONC  
 % Moisture: 32 Decanted: (Y/N) N Date Received: 09/03/2009  
 Concentrated Extract Volume: 500 (uL) Date Extracted: 09/03/2009  
 Injection Volume: 2.0 (uL) GPC Factor: 2.00 Date Analyzed: 09/07/2009  
 GPC Cleanup: (Y/N) Y pH: 7.4 Dilution Factor: 1.0

CAS NO.	COMPOUND	CONCENTRATION UNITS:		Q
		(ug/L or ug/Kg)	UG/KG	
86-73-7	Fluorene		220	J
85-01-8	Phenanthrene		1600	
120-12-7	Anthracene		400	
206-44-0	Fluoranthene		2600	
129-00-0	Pyrene		2100	
56-55-3	Benzo (a) anthracene		1300	
218-01-9	Chrysene		1400	
205-99-2	Benzo (b) fluoranthene		1600	
207-08-9	Benzo (k) fluoranthene		800	
50-32-8	Benzo (a) pyrene		1100	
193-39-5	Indeno (1, 2, 3-cd) pyrene		770	
53-70-3	Dibenzo (a, h) anthracene		240	J
191-24-2	Benzo (g, h, i) perylene		840	

(1) Cannot be separated from Diphenylamine

**PRELIMINARY**

SOM01.2 (6/2007)

1D - FORM I SV-1  
SEMIVOLATILE ORGANICS ANALYSIS DATA SHEET

EPA SAMPLE NO.

E3P28

Lab Name: MITKEM LABORATORIES Contract: EP-W-05-030  
 Lab Code: MITKEM Case No.: 38947 Mod. Ref No.: 1760.0 SDG No.: E3NY9  
 Matrix: (SOIL/SED/WATER) SOIL Lab Sample ID: H1704-19A  
 Sample wt/vol: 30.6 (g/mL) G Lab File ID: S3F9723.D  
 Level: (LOW/MED) LOW Extraction: (Type) SONC  
 % Moisture: 38 Decanted: (Y/N) N Date Received: 09/03/2009  
 Concentrated Extract Volume: 500 (uL) Date Extracted: 09/03/2009  
 Injection Volume: 2.0 (uL) GPC Factor: 2.00 Date Analyzed: 09/07/2009  
 GPC Cleanup: (Y/N) Y pH: 7.4 Dilution Factor: 1.0

CAS NO.	COMPOUND	CONCENTRATION UNITS:		Q
		(ug/L or ug/Kg)	UG/KG	
91-20-3	Naphthalene		270	U
91-57-6	2-Methylnaphthalene		270	U
208-96-8	Acenaphthylene		270	U
83-32-9	Acenaphthene		270	U

**PRELIMINARY**

1E - FORM I SV-2  
SEMIVOLATILE ORGANICS ANALYSIS DATA SHEET

EPA SAMPLE NO.

E3P28

Lab Name: MITKEM LABORATORIES Contract: EP-W-05-030  
 Lab Code: MITKEM Case No.: 38947 Mod. Ref No.: 1760.0 SDG No.: E3NY9  
 Matrix: (SOIL/SED/WATER) SOIL Lab Sample ID: H1704-19A  
 Sample wt/vol: 30.6 (g/mL) G Lab File ID: S3F9723.D  
 Level: (LOW/MED) LOW Extraction: (Type) SONC  
 % Moisture: 38 Decanted: (Y/N) N Date Received: 09/03/2009  
 Concentrated Extract Volume: 500 (uL) Date Extracted: 09/03/2009  
 Injection Volume: 2.0 (uL) GPC Factor: 2.00 Date Analyzed: 09/07/2009  
 GPC Cleanup: (Y/N) Y pH: 7.4 Dilution Factor: 1.0

CAS NO.	COMPOUND	CONCENTRATION UNITS:		Q
		(ug/L or ug/Kg)	UG/KG	
86-73-7	Fluorene		270	U
85-01-8	Phenanthrene		270	U
120-12-7	Anthracene		270	U
206-44-0	Fluoranthene		270	U
129-00-0	Pyrene		270	U
56-55-3	Benzo(a)anthracene		270	U
218-01-9	Chrysene		270	U
205-99-2	Benzo(b)fluoranthene		270	U
207-08-9	Benzo(k)fluoranthene		270	U
50-32-8	Benzo(a)pyrene		270	U
193-39-5	Indeno(1,2,3-cd)pyrene		270	U
53-70-3	Dibenzo(a,h)anthracene		270	U
191-24-2	Benzo(g,h,i)perylene		270	U

(1) Cannot be separated from Diphenylamine

**PRELIMINARY**



1D - FORM I SV-1  
 SEMIVOLATILE ORGANICS ANALYSIS DATA SHEET

EPA SAMPLE NO.

E3P29

Lab Name: MITKEM LABORATORIES Contract: EP-W-05-030  
 Lab Code: MITKEM Case No.: 38947 Mod. Ref No.: 1760.0 SDG No.: E3NY9  
 Matrix: (SOIL/SED/WATER) SOIL Lab Sample ID: H1704-20A  
 Sample wt/vol: 32.0 (g/mL) G Lab File ID: S3F9713.D  
 Level: (LOW/MED) LOW Extraction: (Type) SONC  
 % Moisture: 42 Decanted: (Y/N) N Date Received: 09/03/2009  
 Concentrated Extract Volume: 10000 (uL) Date Extracted: 09/03/2009  
 Injection Volume: 2.0 (uL) GPC Factor: 1.00 Date Analyzed: 09/07/2009  
 GPC Cleanup: (Y/N) Y pH: 6.8 Dilution Factor: 1.0

CAS NO.	COMPOUND	CONCENTRATION UNITS: (ug/L or ug/Kg)	UG/KG	Q
91-20-3	Naphthalene		7600	
91-57-6	2-Methylnaphthalene		5000	
208-96-8	Acenaphthylene		7200	
83-32-9	Acenaphthene		19000	

**PRELIMINARY**

SOM01.2 (6/2007)

1E - FORM I SV-2  
SEMIVOLATILE ORGANICS ANALYSIS DATA SHEET

EPA SAMPLE NO.

E3P29

Lab Name: MITKEM LABORATORIES Contract: EP-W-05-030  
 Lab Code: MITKEM Case No.: 38947 Mod. Ref No.: 1760.0 SDG No.: E3NY9  
 Matrix: (SOIL/SED/WATER) SOIL Lab Sample ID: H1704-20A  
 Sample wt/vol: 32.0 (g/mL) G Lab File ID: S3F9713.D  
 Level: (LOW/MED) LOW Extraction: (Type) SONC  
 % Moisture: 42 Decanted: (Y/N) N Date Received: 09/03/2009  
 Concentrated Extract Volume: 10000 (uL) Date Extracted: 09/03/2009  
 Injection Volume: 2.0 (uL) GPC Factor: 1.00 Date Analyzed: 09/07/2009  
 GPC Cleanup: (Y/N) Y pH: 6.8 Dilution Factor: 1.0

CAS NO.	COMPOUND	CONCENTRATION UNITS: <u>UG/KG</u> (ug/L or ug/Kg)	<u>Q</u>
86-73-7	Fluorene	25000	
85-01-8	Phenanthrene	78000	E
120-12-7	Anthracene	28000	
206-44-0	Fluoranthene	100000	E
129-00-0	Pyrene	220000	E
56-55-3	Benzo(a)anthracene	120000	E
218-01-9	Chrysene	99000	E
205-99-2	Benzo(b)fluoranthene	130000	E
207-08-9	Benzo(k)fluoranthene	52000	E
50-32-8	Benzo(a)pyrene	83000	E
193-39-5	Indeno(1,2,3-cd)pyrene	130000	E
53-70-3	Dibenzo(a,h)anthracene	49000	E
191-24-2	Benzo(g,h,i)perylene	140000	E

(1) Cannot be separated from Diphenylamine

**PRELIMINARY**  
SOM01.2 (6/2007)

1F - FORM I SV-SIM  
SEMIVOLATILE SIM ORGANICS ANALYSIS DATA SHEET

EPA SAMPLE NO.

E3NY9

Lab Name: MITKEM LABORATORIES Contract: EP-W-05-030  
 Lab Code: MITKEM Case No.: 38947 Mod. Ref No.: \_\_\_\_\_ SDG No.: E3NY9  
 Matrix: (SOIL/SED/WATER) SOIL Lab Sample ID: H1704-09A  
 Sample wt/vol: 31.1 (g/mL) G Lab File ID: S5A5905.D  
 Extraction: (Type) SONC  
 % Moisture: 45 Decanted: (Y/N) N Date Received: 09/03/2009  
 Concentrated Extract Volume: 10000 (uL) Date Extracted: 09/03/2009  
 Injection Volume: 2.0 (uL) GPC Factor: 0.10 Date Analyzed: 09/07/2009  
 GPC Cleanup: (Y/N) Y pH: 6.8 Dilution Factor: 8.0

CAS NO.	COMPOUND	CONCENTRATION UNITS:	
		(ug/L or ug/Kg)	UG/KG
91-20-3	Naphthalene	1900	E
91-57-6	2-Methylnaphthalene	640	E
208-96-8	Acenaphthylene	910	E
83-32-9	Acenaphthene	2600	E
86-73-7	Fluorene	3900	E
85-01-8	Phenanthrene	16000	E
120-12-7	Anthracene	4400	E
206-44-0	Fluoranthene	20000	E
129-00-0	Pyrene	28000	E
56-55-3	Benzo(a)anthracene	28000	E
218-01-9	Chrysene	16000	E
205-99-2	Benzo(b)fluoranthene	36000	E
207-08-9	Benzo(k)fluoranthene	9400	E
50-32-8	Benzo(a)pyrene	19000	E
193-39-5	Indeno(1,2,3-cd)pyrene	15000	E
53-70-3	Dibenzo(a,h)anthracene	5500	E
191-24-2	Benzo(g,h,i)perylene	15000	E

**PRELIMINARY**

SOM01.2 (6/2007)

1F - FORM I SV-SIM  
SEMIVOLATILE SIM ORGANICS ANALYSIS DATA SHEET

EPA SAMPLE NO.

E3NZ0

Lab Name: MITKEM LABORATORIES Contract: EP-W-05-030  
 Lab Code: MITKEM Case No.: 38947 Mod. Ref No.: \_\_\_\_\_ SDG No.: E3NY9  
 Matrix: (SOIL/SED/WATER) SOIL Lab Sample ID: H1704-10A  
 Sample wt/vol: 30.8 (g/mL) G Lab File ID: S5A5906.D  
 Extraction: (Type) SONC  
 % Moisture: 40 Decanted: (Y/N) N Date Received: 09/03/2009  
 Concentrated Extract Volume: 10000 (uL) Date Extracted: 09/03/2009  
 Injection Volume: 2.0 (uL) GPC Factor: 0.10 Date Analyzed: 09/07/2009  
 GPC Cleanup: (Y/N) Y pH: 7.1 Dilution Factor: 8.0

CAS NO.	COMPOUND	CONCENTRATION UNITS:	
		(ug/L or ug/Kg)	UG/KG
91-20-3	Naphthalene	650	E
91-57-6	2-Methylnaphthalene	260	
208-96-8	Acenaphthylene	780	E
83-32-9	Acenaphthene	860	E
86-73-7	Fluorene	1600	E
85-01-8	Phenanthrene	20000	E
120-12-7	Anthracene	3800	E
206-44-0	Fluoranthene	27000	E
129-00-0	Pyrene	14000	E
56-55-3	Benzo(a)anthracene	16000	E
218-01-9	Chrysene	9900	E
205-99-2	Benzo(b)fluoranthene	22000	E
207-08-9	Benzo(k)fluoranthene	6100	E
50-32-8	Benzo(a)pyrene	11000	E
193-39-5	Indeno(1,2,3-cd)pyrene	7400	E
53-70-3	Dibenzo(a,h)anthracene	2600	E
191-24-2	Benzo(g,h,i)perylene	7100	E

PRELIMINARY

SOM01.2 (6/2007)

1F - FORM I SV-SIM  
SEMIVOLATILE SIM ORGANICS ANALYSIS DATA SHEET

EPA SAMPLE NO.

E3NZ1

Lab Name: MITKEM LABORATORIES Contract: EP-W-05-030  
 Lab Code: MITKEM Case No.: 38947 Mod. Ref No.: \_\_\_\_\_ SDG No.: E3NY9  
 Matrix: (SOIL/SED/WATER) SOIL Lab Sample ID: H1704-11A  
 Sample wt/vol: 30.5 (g/mL) G Lab File ID: S5A5907.D  
 Extraction: (Type) SONC  
 % Moisture: 39 Decanted: (Y/N) N Date Received: 09/03/2009  
 Concentrated Extract Volume: 10000 (uL) Date Extracted: 09/03/2009  
 Injection Volume: 2.0 (uL) GPC Factor: 0.10 Date Analyzed: 09/07/2009  
 GPC Cleanup: (Y/N) Y pH: 7.2 Dilution Factor: 8.0

CAS NO.	COMPOUND	CONCENTRATION UNITS:		Q
		(ug/L or ug/Kg)	UG/KG	
91-20-3	Naphthalene		250	
91-57-6	2-Methylnaphthalene		220	
208-96-8	Acenaphthylene		510	E
83-32-9	Acenaphthene		780	E
86-73-7	Fluorene		1300	E
85-01-8	Phenanthrene		14000	E
120-12-7	Anthracene		2200	E
206-44-0	Fluoranthene		17000	E
129-00-0	Pyrene		13000	E
56-55-3	Benzo(a)anthracene		11000	E
218-01-9	Chrysene		8000	E
205-99-2	Benzo(b)fluoranthene		18000	E
207-08-9	Benzo(k)fluoranthene		3200	E
50-32-8	Benzo(a)pyrene		8300	E
193-39-5	Indeno(1,2,3-cd)pyrene		5300	E
53-70-3	Dibenzo(a,h)anthracene		1800	E
191-24-2	Benzo(g,h,i)perylene		5100	E

**PRELIMINARY**

SOM01.2 (6/2007)

1F - FORM I SV-SIM  
SEMIVOLATILE SIM ORGANICS ANALYSIS DATA SHEET

EPA SAMPLE NO.

E3NZ2

Lab Name: MITKEM LABORATORIES Contract: EP-W-05-030  
 Lab Code: MITKEM Case No.: 38947 Mod. Ref No.: \_\_\_\_\_ SDG No.: E3NY9  
 Matrix: (SOIL/SED/WATER) SOIL Lab Sample ID: H1704-12A  
 Sample wt/vol: 31.4 (g/mL) G Lab File ID: S5A5908.D  
 Extraction: (Type) SONC  
 % Moisture: 42 Decanted: (Y/N) N Date Received: 09/03/2009  
 Concentrated Extract Volume: 10000 (uL) Date Extracted: 09/03/2009  
 Injection Volume: 2.0 (uL) GPC Factor: 0.10 Date Analyzed: 09/07/2009  
 GPC Cleanup: (Y/N) Y pH: 7.3 Dilution Factor: 8.0

CAS NO.	COMPOUND	CONCENTRATION UNITS:		Q
		(ug/L or ug/Kg)	UG/KG	
91-20-3	Naphthalene		360	
91-57-6	2-Methylnaphthalene		310	
208-96-8	Acenaphthylene		590	E
83-32-9	Acenaphthene		780	E
86-73-7	Fluorene		1200	E
85-01-8	Phenanthrene		13000	E
120-12-7	Anthracene		2400	E
206-44-0	Fluoranthene		20000	E
129-00-0	Pyrene		7800	E
56-55-3	Benzo(a)anthracene		8800	E
218-01-9	Chrysene		6300	E
205-99-2	Benzo(b)fluoranthene		7500	E
207-08-9	Benzo(k)fluoranthene		1900	E
50-32-8	Benzo(a)pyrene		4000	E
193-39-5	Indeno(1,2,3-cd)pyrene		2400	E
53-70-3	Dibenzo(a,h)anthracene		810	E
191-24-2	Benzo(g,h,i)perylene		2400	E

PRELIMINARY

SOM01.2 (6/2007)

1F - FORM I SV-SIM  
SEMIVOLATILE SIM ORGANICS ANALYSIS DATA SHEET

EPA SAMPLE NO.

E3NZ3

Lab Name: MITKEM LABORATORIES Contract: EP-W-05-030  
 Lab Code: MITKEM Case No.: 38947 Mod. Ref No.: \_\_\_\_\_ SDG No.: E3NY9  
 Matrix: (SOIL/SED/WATER) SOIL Lab Sample ID: H1704-13A  
 Sample wt/vol: 30.8 (g/mL) G Lab File ID: S5A5925.D  
 Extraction: (Type) SONC  
 % Moisture: 42 Decanted: (Y/N) N Date Received: 09/03/2009  
 Concentrated Extract Volume: 10000 (uL) Date Extracted: 09/03/2009  
 Injection Volume: 2.0 (uL) GPC Factor: 0.10 Date Analyzed: 09/08/2009  
 GPC Cleanup: (Y/N) Y pH: 7.4 Dilution Factor: 1.0

CAS NO.	COMPOUND	CONCENTRATION UNITS:	
		(ug/L or ug/Kg)	UG/KG
91-20-3	Naphthalene	5.5	U
91-57-6	2-Methylnaphthalene	5.5	U
208-96-8	Acenaphthylene	5.5	U
83-32-9	Acenaphthene	5.5	U
86-73-7	Fluorene	5.5	U
85-01-8	Phenanthrene	5.5	U
120-12-7	Anthracene	5.5	U
206-44-0	Fluoranthene	5.5	U
129-00-0	Pyrene	5.5	U
56-55-3	Benzo (a) anthracene	5.5	U
218-01-9	Chrysene	5.5	U
205-99-2	Benzo (b) fluoranthene	5.5	U
207-08-9	Benzo (k) fluoranthene	5.5	U
50-32-8	Benzo (a) pyrene	5.5	U
193-39-5	Indeno (1,2,3-cd) pyrene	5.5	U
53-70-3	Dibenzo (a,h) anthracene	5.5	U
191-24-2	Benzo (g,h,i) perylene	5.5	U

**PRELIMINARY**

SOM01.2 (6/2007)

1F - FORM I SV-SIM  
SEMIVOLATILE SIM ORGANICS ANALYSIS DATA SHEET

EPA SAMPLE NO.

E3N24

Lab Name: MITKEM LABORATORIES Contract: EP-W-05-030  
 Lab Code: MITKEM Case No.: 38947 Mod. Ref No.: \_\_\_\_\_ SDG No.: E3NY9  
 Matrix: (SOIL/SED/WATER) SOIL Lab Sample ID: H1704-14A  
 Sample wt/vol: 30.4 (g/mL) G Lab File ID: S5A5922.D  
 Extraction: (Type) SONC  
 % Moisture: 23 Decanted: (Y/N) N Date Received: 09/03/2009  
 Concentrated Extract Volume: 10000 (uL) Date Extracted: 09/03/2009  
 Injection Volume: 2.0 (uL) GPC Factor: 0.10 Date Analyzed: 09/07/2009  
 GPC Cleanup: (Y/N) Y pH: 7.9 Dilution Factor: 1.0

CAS NO.	COMPOUND	CONCENTRATION UNITS:	
		(ug/L or ug/Kg)	UG/KG
91-20-3	Naphthalene	4.2	U
91-57-6	2-Methylnaphthalene	4.2	U
208-96-8	Acenaphthylene	4.2	U
83-32-9	Acenaphthene	4.2	U
86-73-7	Fluorene	4.2	U
85-01-8	Phenanthrene	12	
120-12-7	Anthracene	4.2	U
206-44-0	Fluoranthene	14	
129-00-0	Pyrene	10	
56-55-3	Benzo(a)anthracene	5.1	
218-01-9	Chrysene	4.7	
205-99-2	Benzo(b)fluoranthene	4.2	U
207-08-9	Benzo(k)fluoranthene	4.2	U
50-32-8	Benzo(a)pyrene	4.2	U
193-39-5	Indeno(1,2,3-cd)pyrene	4.2	U
53-70-3	Dibenzo(a,h)anthracene	4.2	U
191-24-2	Benzo(g,h,i)perylene	4.2	U

**PRELIMINARY**



1F - FORM I SV-SIM  
SEMIVOLATILE SIM ORGANICS ANALYSIS DATA SHEET

EPA SAMPLE NO.

E3NZ9

Lab Name: MITKEM LABORATORIES Contract: EP-W-05-030  
 Lab Code: MITKEM Case No.: 38947 Mod. Ref No.: \_\_\_\_\_ SDG No.: E3NY9  
 Matrix: (SOIL/SED/WATER) SOIL Lab Sample ID: H1704-01A  
 Sample wt/vol: 31.0 (g/mL) G Lab File ID: S5A5918.D  
 Extraction: (Type) SONC  
 % Moisture: 36 Decanted: (Y/N) N Date Received: 09/03/2009  
 Concentrated Extract Volume: 10000 (uL) Date Extracted: 09/03/2009  
 Injection Volume: 2.0 (uL) GPC Factor: 0.10 Date Analyzed: 09/07/2009  
 GPC Cleanup: (Y/N) Y pH: 7.7 Dilution Factor: 1.0

CAS NO.	COMPOUND	CONCENTRATION UNITS:		Q
		(ug/L or ug/Kg)	UG/KG	
91-20-3	Naphthalene		290	E
91-57-6	2-Methylnaphthalene		100	E
208-96-8	Acenaphthylene		45	
83-32-9	Acenaphthene		95	E
86-73-7	Fluorene		110	E
85-01-8	Phenanthrene		660	E
120-12-7	Anthracene		5.0	U
206-44-0	Fluoranthene		800	E
129-00-0	Pyrene		710	E
56-55-3	Benzo(a)anthracene		700	E
218-01-9	Chrysene		450	E
205-99-2	Benzo(b)fluoranthene		1100	E
207-08-9	Benzo(k)fluoranthene		180	E
50-32-8	Benzo(a)pyrene		540	E
193-39-5	Indeno(1,2,3-cd)pyrene		330	E
53-70-3	Dibenzo(a,h)anthracene		110	E
191-24-2	Benzo(g,h,i)perylene		360	E

**PRELIMINARY**

1F - FORM I SV-SIM  
SEMIVOLATILE SIM ORGANICS ANALYSIS DATA SHEET

EPA SAMPLE NO.

E3P00

Lab Name: MITKEM LABORATORIES Contract: EP-W-05-030  
 Lab Code: MITKEM Case No.: 38947 Mod. Ref No.: \_\_\_\_\_ SDG No.: E3NY9  
 Matrix: (SOIL/SED/WATER) SOIL Lab Sample ID: H1704-02A  
 Sample wt/vol: 30.3 (g/mL) G Lab File ID: S5A5916.D  
 Extraction: (Type) SONC  
 % Moisture: 12 Decanted: (Y/N) N Date Received: 09/03/2009  
 Concentrated Extract Volume: 10000 (uL) Date Extracted: 09/03/2009  
 Injection Volume: 2.0 (uL) GPC Factor: 0.10 Date Analyzed: 09/07/2009  
 GPC Cleanup: (Y/N) Y pH: 7.9 Dilution Factor: 4.0

CAS NO.	COMPOUND	CONCENTRATION UNITS:		Q
		(ug/L or ug/Kg)	UG/KG	
91-20-3	Naphthalene		390	E
91-57-6	2-Methylnaphthalene		230	E
208-96-8	Acenaphthylene		210	E
83-32-9	Acenaphthene		290	E
86-73-7	Fluorene		410	E
85-01-8	Phenanthrene		5100	E
120-12-7	Anthracene		950	E
206-44-0	Fluoranthene		6400	E
129-00-0	Pyrene		3000	E
56-55-3	Benzo(a)anthracene		3000	E
218-01-9	Chrysene		2100	E
205-99-2	Benzo(b)fluoranthene		4500	E
207-08-9	Benzo(k)fluoranthene		880	E
50-32-8	Benzo(a)pyrene		2300	E
193-39-5	Indeno(1,2,3-cd)pyrene		1400	E
53-70-3	Dibenzo(a,h)anthracene		450	E
191-24-2	Benzo(g,h,i)perylene		1500	E

PRELIMINARY

1F - FORM I SV-SIM  
SEMIVOLATILE SIM ORGANICS ANALYSIS DATA SHEET

EPA SAMPLE NO.

E3P01

Lab Name: MITKEM LABORATORIES Contract: EP-W-05-030  
 Lab Code: MITKEM Case No.: 38947 Mod. Ref No.: \_\_\_\_\_ SDG No.: E3NY9  
 Matrix: (SOIL/SED/WATER) SOIL Lab Sample ID: H1704-03A  
 Sample wt/vol: 30.4 (g/mL) G Lab File ID: S5A5904.D  
 Extraction: (Type) SONC  
 % Moisture: 43 Decanted: (Y/N) N Date Received: 09/03/2009  
 Concentrated Extract Volume: 10000 (uL) Date Extracted: 09/03/2009  
 Injection Volume: 2.0 (uL) GPC Factor: 0.10 Date Analyzed: 09/07/2009  
 GPC Cleanup: (Y/N) Y pH: 7.2 Dilution Factor: 8.0

CAS NO.	COMPOUND	CONCENTRATION UNITS:	
		(ug/L or ug/Kg)	UG/KG
91-20-3	Naphthalene	710	E
91-57-6	2-Methylnaphthalene	220	
208-96-8	Acenaphthylene	540	E
83-32-9	Acenaphthene	540	E
86-73-7	Fluorene	1100	E
85-01-8	Phenanthrene	13000	E
120-12-7	Anthracene	2800	E
206-44-0	Fluoranthene	22000	E
129-00-0	Pyrene	14000	E
56-55-3	Benzo(a)anthracene	12000	E
218-01-9	Chrysene	8900	E
205-99-2	Benzo(b)fluoranthene	23000	E
207-08-9	Benzo(k)fluoranthene	4500	E
50-32-8	Benzo(a)pyrene	9900	E
193-39-5	Indeno(1,2,3-cd)pyrene	6900	E
53-70-3	Dibenzo(a,h)anthracene	2300	E
191-24-2	Benzo(g,h,i)perylene	6600	E

PRELIMINARY

SOM01.2 (6/2007)

1F - FORM I SV-SIM  
SEMIVOLATILE SIM ORGANICS ANALYSIS DATA SHEET

EPA SAMPLE NO.

E3P02

Lab Name: MITKEM LABORATORIES Contract: EP-W-05-030  
 Lab Code: MITKEM Case No.: 38947 Mod. Ref No.:                      SDG No.: E3NY9  
 Matrix: (SOIL/SED/WATER) SOIL Lab Sample ID: H1704-04A  
 Sample wt/vol: 30.9 (g/mL) G Lab File ID: S5A5917.D  
 Extraction: (Type) SONC  
 % Moisture: 36 Decanted: (Y/N) N Date Received: 09/03/2009  
 Concentrated Extract Volume: 10000 (uL) Date Extracted: 09/03/2009  
 Injection Volume: 2.0 (uL) GPC Factor: 0.10 Date Analyzed: 09/07/2009  
 GPC Cleanup: (Y/N) Y pH: 7.3 Dilution Factor: 4.0

CAS NO.	COMPOUND	CONCENTRATION UNITS:	
		(ug/L or ug/Kg)	UG/KG
91-20-3	Naphthalene	560	E
91-57-6	2-Methylnaphthalene	200	
208-96-8	Acenaphthylene	290	E
83-32-9	Acenaphthene	350	E
86-73-7	Fluorene	590	E
85-01-8	Phenanthrene	7700	E
120-12-7	Anthracene	1500	E
206-44-0	Fluoranthene	9500	E
129-00-0	Pyrene	5200	E
56-55-3	Benzo(a)anthracene	5600	E
218-01-9	Chrysene	4100	E
205-99-2	Benzo(b)fluoranthene	9500	E
207-08-9	Benzo(k)fluoranthene	2000	E
50-32-8	Benzo(a)pyrene	4300	E
193-39-5	Indeno(1,2,3-cd)pyrene	3100	E
53-70-3	Dibenzo(a,h)anthracene	960	E
191-24-2	Benzo(g,h,i)perylene	3000	E

PRELIMINARY

SOM01.2 (6/2007)

1F - FORM I SV-SIM  
SEMIVOLATILE SIM ORGANICS ANALYSIS DATA SHEET

EPA SAMPLE NO.

E3P03

Lab Name: MITKEM LABORATORIES Contract: EP-W-05-030  
 Lab Code: MITKEM Case No.: 38947 Mod. Ref No.: \_\_\_\_\_ SDG No.: E3NY9  
 Matrix: (SOIL/SED/WATER) SOIL Lab Sample ID: H1704-05A  
 Sample wt/vol: 31.9 (g/mL) G Lab File ID: S5A5912.D  
 Extraction: (Type) SONC  
 % Moisture: 35 Decanted: (Y/N) N Date Received: 09/03/2009  
 Concentrated Extract Volume: 10000 (uL) Date Extracted: 09/03/2009  
 Injection Volume: 2.0 (uL) GPC Factor: 0.10 Date Analyzed: 09/07/2009  
 GPC Cleanup: (Y/N) Y pH: 7.2 Dilution Factor: 4.0

CAS NO.	COMPOUND	CONCENTRATION UNITS:	
		ug/L or ug/Kg	UG/KG
91-20-3	Naphthalene	380	E
91-57-6	2-Methylnaphthalene	170	
208-96-8	Acenaphthylene	140	
83-32-9	Acenaphthene	190	
86-73-7	Fluorene	230	E
85-01-8	Phenanthrene	2200	E
120-12-7	Anthracene	470	E
206-44-0	Fluoranthene	3700	E
129-00-0	Pyrene	1900	E
56-55-3	Benzo (a) anthracene	1500	E
218-01-9	Chrysene	1000	E
205-99-2	Benzo (b) fluoranthene	2100	E
207-08-9	Benzo (k) fluoranthene	450	E
50-32-8	Benzo (a) pyrene	1100	E
193-39-5	Indeno (1,2,3-cd) pyrene	650	E
53-70-3	Dibenzo (a,h) anthracene	210	E
191-24-2	Benzo (g,h,i) perylene	690	E

PRELIMINARY

SOM01.2 (6/2007)

1F - FORM I SV-SIM  
SEMIVOLATILE SIM ORGANICS ANALYSIS DATA SHEET

EPA SAMPLE NO.

E3P04

Lab Name: MITKEM LABORATORIES Contract: EP-W-05-030  
 Lab Code: MITKEM Case No.: 38947 Mod. Ref No.: \_\_\_\_\_ SDG No.: E3NY9  
 Matrix: (SOIL/SED/WATER) SOIL Lab Sample ID: H1704-06A  
 Sample wt/vol: 31.2 (g/mL) G Lab File ID: S5A5913.D  
 Extraction: (Type) SONC  
 % Moisture: 34 Decanted: (Y/N) N Date Received: 09/03/2009  
 Concentrated Extract Volume: 10000 (uL) Date Extracted: 09/03/2009  
 Injection Volume: 2.0 (uL) GPC Factor: 0.10 Date Analyzed: 09/07/2009  
 GPC Cleanup: (Y/N) Y pH: 7.7 Dilution Factor: 4.0

CAS NO.	COMPOUND	CONCENTRATION UNITS:		Q
		(ug/L or ug/Kg)	UG/KG	
91-20-3	Naphthalene		110	
91-57-6	2-Methylnaphthalene		60	
208-96-8	Acenaphthylene		130	
83-32-9	Acenaphthene		130	
86-73-7	Fluorene		170	
85-01-8	Phenanthrene		1600	E
120-12-7	Anthracene		360	E
206-44-0	Fluoranthene		3000	E
129-00-0	Pyrene		2100	E
56-55-3	Benzo(a)anthracene		1500	E
218-01-9	Chrysene		1200	E
205-99-2	Benzo(b)fluoranthene		2500	E
207-08-9	Benzo(k)fluoranthene		590	E
50-32-8	Benzo(a)pyrene		1400	E
193-39-5	Indeno(1,2,3-cd)pyrene		820	E
53-70-3	Dibenzo(a,h)anthracene		260	E
191-24-2	Benzo(g,h,i)perylene		860	E

PRELIMINARY

SOM01.2 (6/2007)

1F - FORM I SV-SIM  
SEMIVOLATILE SIM ORGANICS ANALYSIS DATA SHEET

EPA SAMPLE NO.

E3P05

Lab Name: MITKEM LABORATORIES Contract: EP-W-05-030  
 Lab Code: MITKEM Case No.: 38947 Mod. Ref No.: \_\_\_\_\_ SDG No.: E3NY9  
 Matrix: (SOIL/SED/WATER) SOIL Lab Sample ID: H1704-07A  
 Sample wt/vol: 30.1 (g/mL) G Lab File ID: S5A5919.D  
 Extraction: (Type) SONC  
 % Moisture: 29 Decanted: (Y/N) N Date Received: 09/03/2009  
 Concentrated Extract Volume: 10000 (uL) Date Extracted: 09/03/2009  
 Injection Volume: 2.0 (uL) GPC Factor: 0.10 Date Analyzed: 09/07/2009  
 GPC Cleanup: (Y/N) Y pH: 7.8 Dilution Factor: 1.0

CAS NO.	COMPOUND	CONCENTRATION UNITS:		Q
		(ug/L or ug/Kg)	UG/KG	
91-20-3	Naphthalene		27	
91-57-6	2-Methylnaphthalene		14	
208-96-8	Acenaphthylene		13	
83-32-9	Acenaphthene		36	
86-73-7	Fluorene		35	
85-01-8	Phenanthrene		310	E
120-12-7	Anthracene		67	E
206-44-0	Fluoranthene		440	E
129-00-0	Pyrene		310	E
56-55-3	Benzo(a)anthracene		190	E
218-01-9	Chrysene		140	E
205-99-2	Benzo(b)fluoranthene		290	E
207-08-9	Benzo(k)fluoranthene		62	E
50-32-8	Benzo(a)pyrene		160	E
193-39-5	Indeno(1,2,3-cd)pyrene		95	E
53-70-3	Dibenzo(a,h)anthracene		28	
191-24-2	Benzo(g,h,i)perylene		100	E

PRELIMINARY

1F - FORM I SV-SIM  
SEMIVOLATILE SIM ORGANICS ANALYSIS DATA SHEET

EPA SAMPLE NO.

E3P05MS

Lab Name: MITKEM LABORATORIES Contract: EP-W-05-030  
 Lab Code: MITKEM Case No.: 38947 Mod. Ref No.:                      SDG No.: E3NY9  
 Matrix: (SOIL/SED/WATER) SOIL Lab Sample ID: H1704-07AMS  
 Sample wt/vol: 30.4 (g/mL) G Lab File ID: S5A5920.D  
 Extraction: (Type) SONC  
 % Moisture: 29 Decanted: (Y/N) N Date Received: 09/03/2009  
 Concentrated Extract Volume: 500 (uL) Date Extracted: 09/03/2009  
 Injection Volume: 2.0 (uL) GPC Factor: 2.00 Date Analyzed: 09/07/2009  
 GPC Cleanup: (Y/N) Y pH: 7.8 Dilution Factor: 1.0

CAS NO.	COMPOUND	CONCENTRATION UNITS:		Q
		(ug/L or ug/Kg)	UG/KG	
91-20-3	Naphthalene		33	
91-57-6	2-Methylnaphthalene		18	
208-96-8	Acenaphthylene		13	
83-32-9	Acenaphthene		72	E
86-73-7	Fluorene		49	E
85-01-8	Phenanthrene		210	E
120-12-7	Anthracene		43	
206-44-0	Fluoranthene		260	E
129-00-0	Pyrene		210	E
56-55-3	Benzo(a)anthracene		130	E
218-01-9	Chrysene		89	E
205-99-2	Benzo(b)fluoranthene		160	E
207-08-9	Benzo(k)fluoranthene		32	
50-32-8	Benzo(a)pyrene		100	E
193-39-5	Indeno(1,2,3-cd)pyrene		66	E
53-70-3	Dibenzo(a,h)anthracene		19	
191-24-2	Benzo(g,h,i)perylene		70	E

PRELIMINARY

SOM01.2 (6/2007)



1F - FORM I SV-SIM  
SEMIVOLATILE SIM ORGANICS ANALYSIS DATA SHEET

EPA SAMPLE NO.

E3P05MSD

Lab Name: MITKEM LABORATORIES Contract: EP-W-05-030  
 Lab Code: MITKEM Case No.: 38947 Mod. Ref No.:                      SDG No.: E3NY9  
 Matrix: (SOIL/SED/WATER) SOIL Lab Sample ID: H1704-07AMSD  
 Sample wt/vol: 30.6 (g/mL) G Lab File ID: S5A5921.D  
 Extraction: (Type) SONC  
 % Moisture: 29 Decanted: (Y/N) N Date Received: 09/03/2009  
 Concentrated Extract Volume: 500 (uL) Date Extracted: 09/03/2009  
 Injection Volume: 2.0 (uL) GPC Factor: 2.00 Date Analyzed: 09/07/2009  
 GPC Cleanup: (Y/N) Y pH: 7.8 Dilution Factor: 1.0

CAS NO.	COMPOUND	CONCENTRATION UNITS:	
		(ug/L or ug/Kg)	UG/KG
91-20-3	Naphthalene	61	E
91-57-6	2-Methylnaphthalene	32	
208-96-8	Acenaphthylene	33	
83-32-9	Acenaphthene	88	E
86-73-7	Fluorene	81	E
85-01-8	Phenanthrene	540	E
120-12-7	Anthracene	130	E
206-44-0	Fluoranthene	690	E
129-00-0	Pyrene	540	E
56-55-3	Benzo (a) anthracene	380	E
218-01-9	Chrysene	220	E
205-99-2	Benzo (b) fluoranthene	530	E
207-08-9	Benzo (k) fluoranthene	94	E
50-32-8	Benzo (a) pyrene	270	E
193-39-5	Indeno (1,2,3-cd) pyrene	170	E
53-70-3	Dibenzo (a,h) anthracene	56	E
191-24-2	Benzo (g,h,i) perylene	180	E

PRELIMINARY

SOM01.2 (6/2007)

1F - FORM I SV-SIM  
SEMIVOLATILE SIM ORGANICS ANALYSIS DATA SHEET

EPA SAMPLE NO.

E3P06

Lab Name: MITKEM LABORATORIES Contract: EP-W-05-030  
 Lab Code: MITKEM Case No.: 38947 Mod. Ref No.: \_\_\_\_\_ SDG No.: E3NY9  
 Matrix: (SOIL/SED/WATER) SOIL Lab Sample ID: H1704-08A  
 Sample wt/vol: 30.8 (g/mL) G Lab File ID: S5A5924.D  
 Extraction: (Type) SONC  
 % Moisture: 13 Decanted: (Y/N) N Date Received: 09/03/2009  
 Concentrated Extract Volume: 10000 (uL) Date Extracted: 09/03/2009  
 Injection Volume: 2.0 (uL) GPC Factor: 0.10 Date Analyzed: 09/08/2009  
 GPC Cleanup: (Y/N) Y pH: 7.8 Dilution Factor: 1.0

CAS NO.	COMPOUND	CONCENTRATION UNITS:		Q
		(ug/L or ug/Kg)	UG/KG	
91-20-3	Naphthalene		3.7	U
91-57-6	2-Methylnaphthalene		3.7	U
208-96-8	Acenaphthylene		3.7	U
83-32-9	Acenaphthene		3.7	U
86-73-7	Fluorene		3.7	U
85-01-8	Phenanthrene		3.7	U
120-12-7	Anthracene		3.7	U
206-44-0	Fluoranthene		3.7	U
129-00-0	Pyrene		3.7	U
56-55-3	Benzo (a) anthracene		3.7	U
218-01-9	Chrysene		3.7	U
205-99-2	Benzo (b) fluoranthene		3.7	U
207-08-9	Benzo (k) fluoranthene		3.7	U
50-32-8	Benzo (a) pyrene		3.7	U
193-39-5	Indeno (1,2,3-cd) pyrene		3.7	U
53-70-3	Dibenzo (a, h) anthracene		3.7	U
191-24-2	Benzo (g, h, i) perylene		3.7	U

**PRELIMINARY**

SOM01.2 (6/2007)

1F - FORM I SV-SIM  
SEMIVOLATILE SIM ORGANICS ANALYSIS DATA SHEET

EPA SAMPLE NO.

E3P24

Lab Name: MITKEM LABORATORIES Contract: EP-W-05-030  
 Lab Code: MITKEM Case No.: 38947 Mod. Ref No.: \_\_\_\_\_ SDG No.: E3NY9  
 Matrix: (SOIL/SED/WATER) SOIL Lab Sample ID: H1704-15A  
 Sample wt/vol: 31.1 (g/mL) G Lab File ID: S5A5909.D  
 Extraction: (Type) SONC  
 % Moisture: 45 Decanted: (Y/N) N Date Received: 09/03/2009  
 Concentrated Extract Volume: 10000 (uL) Date Extracted: 09/03/2009  
 Injection Volume: 2.0 (uL) GPC Factor: 0.10 Date Analyzed: 09/07/2009  
 GPC Cleanup: (Y/N) Y pH: 7.1 Dilution Factor: 8.0

CAS NO.	COMPOUND	CONCENTRATION UNITS: (ug/L or ug/Kg)	UG/KG	Q
91-20-3	Naphthalene		740	E
91-57-6	2-Methylnaphthalene		370	
208-96-8	Acenaphthylene		1100	E
83-32-9	Acenaphthene		1100	E
86-73-7	Fluorene		2200	E
85-01-8	Phenanthrene		22000	E
120-12-7	Anthracene		4900	E
206-44-0	Fluoranthene		30000	E
129-00-0	Pyrene		15000	E
56-55-3	Benzo(a)anthracene		15000	E
218-01-9	Chrysene		11000	E
205-99-2	Benzo(b)fluoranthene		19000	E
207-08-9	Benzo(k)fluoranthene		4400	E
50-32-8	Benzo(a)pyrene		10000	E
193-39-5	Indeno(1,2,3-cd)pyrene		7200	E
53-70-3	Dibenzo(a,h)anthracene		2500	E
191-24-2	Benzo(g,h,i)perylene		7000	E

PRELIMINARY

1F - FORM I SV-SIM  
SEMIVOLATILE SIM ORGANICS ANALYSIS DATA SHEET

EPA SAMPLE NO.

E3P25

Lab Name: MITKEM LABORATORIES Contract: EP-W-05-030  
 Lab Code: MITKEM Case No.: 38947 Mod. Ref No.: \_\_\_\_\_ SDG No.: E3NY9  
 Matrix: (SOIL/SED/WATER) SOIL Lab Sample ID: H1704-16A  
 Sample wt/vol: 30.4 (g/mL) G Lab File ID: S5A5910.D  
 Extraction: (Type) SONC  
 % Moisture: 40 Decanted: (Y/N) N Date Received: 09/03/2009  
 Concentrated Extract Volume: 10000 (uL) Date Extracted: 09/03/2009  
 Injection Volume: 2.0 (uL) GPC Factor: 0.10 Date Analyzed: 09/07/2009  
 GPC Cleanup: (Y/N) Y pH: 7.0 Dilution Factor: 8.0

CAS NO.	COMPOUND	CONCENTRATION UNITS:		Q
		(ug/L or ug/Kg)	UG/KG	
91-20-3	Naphthalene		740	E
91-57-6	2-Methylnaphthalene		190	
208-96-8	Acenaphthylene		880	E
83-32-9	Acenaphthene		740	E
86-73-7	Fluorene		1400	E
85-01-8	Phenanthrene		17000	E
120-12-7	Anthracene		3500	E
206-44-0	Fluoranthene		31000	E
129-00-0	Pyrene		13000	E
56-55-3	Benzo(a)anthracene		16000	E
218-01-9	Chrysene		10000	E
205-99-2	Benzo(b)fluoranthene		22000	E
207-08-9	Benzo(k)fluoranthene		5900	E
50-32-8	Benzo(a)pyrene		11000	E
193-39-5	Indeno(1,2,3-cd)pyrene		8100	E
53-70-3	Dibenzo(a,h)anthracene		2700	E
191-24-2	Benzo(g,h,i)perylene		8300	E

**PRELIMINARY**

1F - FORM I SV-SIM  
SEMIVOLATILE SIM ORGANICS ANALYSIS DATA SHEET

EPA SAMPLE NO.

E3P26

Lab Name: MITKEM LABORATORIES Contract: EP-W-05-030  
 Lab Code: MITKEM Case No.: 38947 Mod. Ref No.:                      SDG No.: E3NY9  
 Matrix: (SOIL/SED/WATER) SOIL Lab Sample ID: H1704-17A  
 Sample wt/vol: 31.0 (g/mL) G Lab File ID: S5A5914.D  
 Extraction: (Type) SONC  
 % Moisture: 32 Decanted: (Y/N) N Date Received: 09/03/2009  
 Concentrated Extract Volume: 10000 (uL) Date Extracted: 09/03/2009  
 Injection Volume: 2.0 (uL) GPC Factor: 0.10 Date Analyzed: 09/07/2009  
 GPC Cleanup: (Y/N) Y pH: 7.4 Dilution Factor: 4.0

CAS NO.	COMPOUND	CONCENTRATION UNITS: (ug/L or ug/Kg)	UG/KG	Q
91-20-3	Naphthalene		480	E
91-57-6	2-Methylnaphthalene		170	
208-96-8	Acenaphthylene		180	
83-32-9	Acenaphthene		400	E
86-73-7	Fluorene		720	E
85-01-8	Phenanthrene		6500	E
120-12-7	Anthracene		1700	E
206-44-0	Fluoranthene		7800	E
129-00-0	Pyrene		4300	E
56-55-3	Benzo(a)anthracene		3600	E
218-01-9	Chrysene		2700	E
205-99-2	Benzo(b)fluoranthene		5100	E
207-08-9	Benzo(k)fluoranthene		1600	E
50-32-8	Benzo(a)pyrene		2600	E
193-39-5	Indeno(1,2,3-cd)pyrene		1600	E
53-70-3	Dibenzo(a,h)anthracene		550	E
191-24-2	Benzo(g,h,i)perylene		1500	E

**PRELIMINARY**

SOM01.2 (6/2007)

1F - FORM I SV-SIM  
SEMIVOLATILE SIM ORGANICS ANALYSIS DATA SHEET

EPA SAMPLE NO.

E3P27

Lab Name: MITKEM LABORATORIES Contract: EP-W-05-030  
 Lab Code: MITKEM Case No.: 38947 Mod. Ref No.: \_\_\_\_\_ SDG No.: E3NY9  
 Matrix: (SOIL/SED/WATER) SOIL Lab Sample ID: H1704-18A  
 Sample wt/vol: 31.1 (g/mL) G Lab File ID: S5A5915.D  
 Extraction: (Type) SONC  
 % Moisture: 32 Decanted: (Y/N) N Date Received: 09/03/2009  
 Concentrated Extract Volume: 10000 (uL) Date Extracted: 09/03/2009  
 Injection Volume: 2.0 (uL) GPC Factor: 0.10 Date Analyzed: 09/07/2009  
 GPC Cleanup: (Y/N) Y pH: 7.4 Dilution Factor: 4.0

CAS NO.	COMPOUND	CONCENTRATION UNITS:	
		(ug/L or ug/Kg)	UG/KG
91-20-3	Naphthalene	370	E
91-57-6	2-Methylnaphthalene	94	
208-96-8	Acenaphthylene	150	
83-32-9	Acenaphthene	240	E
86-73-7	Fluorene	320	E
85-01-8	Phenanthrene	3400	E
120-12-7	Anthracene	700	E
206-44-0	Fluoranthene	6700	E
129-00-0	Pyrene	3900	E
56-55-3	Benzo(a)anthracene	2800	E
218-01-9	Chrysene	2100	E
205-99-2	Benzo(b)fluoranthene	4500	E
207-08-9	Benzo(k)fluoranthene	1100	E
50-32-8	Benzo(a)pyrene	2300	E
193-39-5	Indeno(1,2,3-cd)pyrene	1400	E
53-70-3	Dibenzo(a,h)anthracene	470	E
191-24-2	Benzo(g,h,i)perylene	1500	E

**PRELIMINARY**

SOM01.2 (6/2007)

1F - FORM I SV-SIM  
SEMIVOLATILE SIM ORGANICS ANALYSIS DATA SHEET

EPA SAMPLE NO.

E3P28

Lab Name: MITKEM LABORATORIES Contract: EP-W-05-030  
 Lab Code: MITKEM Case No.: 38947 Mod. Ref No.: \_\_\_\_\_ SDG No.: E3NY9  
 Matrix: (SOIL/SED/WATER) SOIL Lab Sample ID: H1704-19A  
 Sample wt/vol: 30.6 (g/mL) G Lab File ID: S5A5923.D  
 Extraction: (Type) SONC  
 % Moisture: 38 Decanted: (Y/N) N Date Received: 09/03/2009  
 Concentrated Extract Volume: 10000 (uL) Date Extracted: 09/03/2009  
 Injection Volume: 2.0 (uL) GPC Factor: 0.10 Date Analyzed: 09/07/2009  
 GPC Cleanup: (Y/N) Y pH: 7.4 Dilution Factor: 1.0

CAS NO.	COMPOUND	CONCENTRATION UNITS:	
		(ug/L or ug/Kg)	UG/KG
91-20-3	Naphthalene	5.2	U
91-57-6	2-Methylnaphthalene	5.2	U
208-96-8	Acenaphthylene	5.2	U
83-32-9	Acenaphthene	5.2	U
86-73-7	Fluorene	5.2	U
85-01-8	Phenanthrene	12	
120-12-7	Anthracene	5.2	U
206-44-0	Fluoranthene	19	
129-00-0	Pyrene	12	
56-55-3	Benzo(a)anthracene	6.4	
218-01-9	Chrysene	6.2	
205-99-2	Benzo(b)fluoranthene	13	
207-08-9	Benzo(k)fluoranthene	5.2	U
50-32-8	Benzo(a)pyrene	13	
193-39-5	Indeno(1,2,3-cd)pyrene	5.2	U
53-70-3	Dibenzo(a,h)anthracene	5.2	U
191-24-2	Benzo(g,h,i)perylene	7.3	

**PRELIMINARY**

SOM01.2 (6/2007)

1F - FORM I SV-SIM  
SEMIVOLATILE SIM ORGANICS ANALYSIS DATA SHEET

EPA SAMPLE NO.

E3P29

Lab Name: MITKEM LABORATORIES Contract: EP-W-05-030  
 Lab Code: MITKEM Case No.: 38947 Mod. Ref No.: \_\_\_\_\_ SDG No.: E3NY9  
 Matrix: (SOIL/SED/WATER) SOIL Lab Sample ID: H1704-20A  
 Sample wt/vol: 32.0 (g/mL) G Lab File ID: S5A5911.D  
 Extraction: (Type) SONC  
 % Moisture: 42 Decanted: (Y/N) N Date Received: 09/03/2009  
 Concentrated Extract Volume: 10000 (uL) Date Extracted: 09/03/2009  
 Injection Volume: 2.0 (uL) GPC Factor: 0.10 Date Analyzed: 09/07/2009  
 GPC Cleanup: (Y/N) Y pH: 6.8 Dilution Factor: 8.0

CAS NO.	COMPOUND	CONCENTRATION UNITS: (ug/L or ug/Kg)	UG/KG	Q
91-20-3	Naphthalene		830	E
91-57-6	2-Methylnaphthalene		550	E
208-96-8	Acenaphthylene		1300	E
83-32-9	Acenaphthene		2500	E
86-73-7	Fluorene		4000	E
85-01-8	Phenanthrene		35000	E
120-12-7	Anthracene		9000	E
206-44-0	Fluoranthene		58000	E
129-00-0	Pyrene		20000	E
56-55-3	Benzo(a)anthracene		19000	E
218-01-9	Chrysene		14000	E
205-99-2	Benzo(b)fluoranthene		26000	E
207-08-9	Benzo(k)fluoranthene		8200	E
50-32-8	Benzo(a)pyrene		16000	E
193-39-5	Indeno(1,2,3-cd)pyrene		12000	E
53-70-3	Dibenzo(a,h)anthracene		4200	E
191-24-2	Benzo(g,h,i)perylene		12000	E

**PRELIMINARY**

SOM01.2 (6/2007)



1H - FORM I ARO  
 AROCLOR ORGANICS ANALYSIS DATA SHEET

EPA SAMPLE NO.

E3P07

Lab Name: MITKEM LABORATORIES Contract: EP-W-05-030  
 Lab Code: MITKEM Case No.: 38947 Mod. Ref No.:                      SDG No.: E3P11  
 Matrix: (SOIL/SED/WATER) SOIL Lab Sample ID: H1705-09A  
 Sample wt/vol: 30.1 (g/mL) G Lab File ID: E3G6321F.D/E3G6321R.D  
 % Moisture: 39 Decanted: (Y/N) N Date Received: 09/04/2009  
 Extraction: (Type) SONC Date Extracted: 09/04/2009  
 Concentrated Extract Volume: 10000 (uL) Date Analyzed: 09/05/2009  
 Injection Volume: 1.0 (uL) GPC Factor: 1.00 Dilution Factor: 1.0  
 GPC Cleanup: (Y/N) N pH: 7.6 Sulfur Cleanup: (Y/N) Y  
 Acid Cleanup: (Y/N) Y

CAS NO.	COMPOUND	CONCENTRATION UNITS: UG/KG	
		(ug/L or ug/Kg)	Q
12674-11-2	Aroclor-1016	54	U
11104-28-2	Aroclor-1221	54	U
11141-16-5	Aroclor-1232	54	U
53469-21-9	Aroclor-1242	54	U
12672-29-6	Aroclor-1248	54	U
11097-69-1	Aroclor-1254	54	U
11096-82-5	Aroclor-1260	54	U
37324-23-5	Aroclor-1262	54	U
11100-14-4	Aroclor-1268	54	U

**PRELIMINARY**  
 Data contained within this report has undergone preliminary review but may be subject to change pending final QA/QC review.

1H - FORM I ARO  
 AROCLOR ORGANICS ANALYSIS DATA SHEET

EPA SAMPLE NO.

E3P07MS(1)

Lab Name: MITKEM LABORATORIES Contract: EP-W-05-030  
 Lab Code: MITKEM Case No.: 38947 Mod. Ref No.: \_\_\_\_\_ SDG No.: E3P11  
 Matrix: (SOIL/SED/WATER) SOIL Lab Sample ID: H1705-09AMS  
 Sample wt/vol: 30.2 (g/mL) G Lab File ID: E3G6322F.D  
 % Moisture: 39 Decanted: (Y/N) N Date Received: 09/04/2009  
 Extraction: (Type) SONC Date Extracted: 09/04/2009  
 Concentrated Extract Volume: 10000 (uL) Date Analyzed: 09/05/2009  
 Injection Volume: 1.0 (uL) GPC Factor: 1.00 Dilution Factor: 1.0  
 GPC Cleanup: (Y/N) N pH: 7.6 Sulfur Cleanup: (Y/N) Y  
 Acid Cleanup: (Y/N) Y

CAS NO.	COMPOUND	CONCENTRATION UNITS:	
		(ug/L or ug/Kg)	UG/KG
12674-11-2	Aroclor-1016		170
11104-28-2	Aroclor-1221		54
11141-16-5	Aroclor-1232		54
53469-21-9	Aroclor-1242		54
12672-29-6	Aroclor-1248		54
11097-69-1	Aroclor-1254		54
11096-82-5	Aroclor-1260		160
37324-23-5	Aroclor-1262		54
11100-14-4	Aroclor-1268		54

**PRELIMINARY**  
 Data contained within this report has undergone preliminary review but may be subject to change pending final QA/QC review.

1H - FORM I ARO  
 AROCLOR ORGANICS ANALYSIS DATA SHEET

EPA SAMPLE NO.

E3P07MS (2)

Lab Name: MITKEM LABORATORIES Contract: EP-W-05-030  
 Lab Code: MITKEM Case No.: 38947 Mod. Ref No.:                      SDG No.: E3P11  
 Matrix: (SOIL/SED/WATER) SOIL Lab Sample ID: H1705-09AMS  
 Sample wt/vol: 30.2 (g/mL) G Lab File ID: E3G6322R.D  
 % Moisture: 39 Decanted: (Y/N) N Date Received: 09/04/2009  
 Extraction: (Type) SONC Date Extracted: 09/04/2009  
 Concentrated Extract Volume: 10000 (uL) Date Analyzed: 09/05/2009  
 Injection Volume: 1.0 (uL) GPC Factor: 1.00 Dilution Factor: 1.0  
 GPC Cleanup: (Y/N) N pH: 7.6 Sulfur Cleanup: (Y/N) Y  
 Acid Cleanup: (Y/N) Y

CAS NO.	COMPOUND	CONCENTRATION UNITS:	
		(ug/L or ug/Kg)	UG/KG
12674-11-2	Aroclor-1016		150
11104-28-2	Aroclor-1221		54
11141-16-5	Aroclor-1232		54
53469-21-9	Aroclor-1242		54
12672-29-6	Aroclor-1248		54
11097-69-1	Aroclor-1254		54
11096-82-5	Aroclor-1260		160
37324-23-5	Aroclor-1262		54
11100-14-4	Aroclor-1268		54

**PRELIMINARY**  
 Data contained within this report has undergone preliminary review but may be subject to change pending final QA/QC review.

1H - FORM I ARO  
 AROCLOR ORGANICS ANALYSIS DATA SHEET

EPA SAMPLE NO.

E3P07MSD(1)

Lab Name: MITKEM LABORATORIES Contract: EP-W-05-030  
 Lab Code: MITKEM Case No.: 38947 Mod. Ref No.:                      SDG No.: E3P11  
 Matrix: (SOIL/SED/WATER) SOIL Lab Sample ID: H1705-09AMSD  
 Sample wt/vol: 30.2 (g/mL) G Lab File ID: E3G6323F.D  
 % Moisture: 39 Decanted: (Y/N) N Date Received: 09/04/2009  
 Extraction: (Type) SONC Date Extracted: 09/04/2009  
 Concentrated Extract Volume: 10000 (uL) Date Analyzed: 09/05/2009  
 Injection Volume: 1.0 (uL) GPC Factor: 1.00 Dilution Factor: 1.0  
 GPC Cleanup: (Y/N) N pH: 7.6 Sulfur Cleanup: (Y/N) Y  
 Acid Cleanup: (Y/N) Y

CAS NO.	COMPOUND	CONCENTRATION UNITS:	
		(ug/L or ug/Kg)	UG/KG
12674-11-2	Aroclor-1016		120
11104-28-2	Aroclor-1221		54
11141-16-5	Aroclor-1232		54
53469-21-9	Aroclor-1242		54
12672-29-6	Aroclor-1248		54
11097-69-1	Aroclor-1254		54
11096-82-5	Aroclor-1260		110
37324-23-5	Aroclor-1262		54
11100-14-4	Aroclor-1268		54

**PRELIMINARY**  
 Data contained within this report has undergone preliminary review but may be subject to change pending final QA/QC review.

1H - FORM I ARO  
 AROCLOR ORGANICS ANALYSIS DATA SHEET

EPA SAMPLE NO.

E3P07MSD(2)

Lab Name: MITKEM LABORATORIES Contract: EP-W-05-030  
 Lab Code: MITKEM Case No.: 38947 Mod. Ref No.:                      SDG No.: E3P11  
 Matrix: (SOIL/SED/WATER) SOIL Lab Sample ID: H1705-09AMSD  
 Sample wt/vol: 30.2 (g/mL) G Lab File ID: E3G6323R.D  
 % Moisture: 39 Decanted: (Y/N) N Date Received: 09/04/2009  
 Extraction: (Type) SONC Date Extracted: 09/04/2009  
 Concentrated Extract Volume: 10000 (uL) Date Analyzed: 09/05/2009  
 Injection Volume: 1.0 (uL) GPC Factor: 1.00 Dilution Factor: 1.0  
 GPC Cleanup: (Y/N) N pH: 7.6 Sulfur Cleanup: (Y/N) Y  
 Acid Cleanup: (Y/N) Y

CAS NO.	COMPOUND	CONCENTRATION UNITS:	
		(ug/L or ug/Kg)	UG/KG
12674-11-2	Aroclor-1016		110
11104-28-2	Aroclor-1221		54
11141-16-5	Aroclor-1232		54
53469-21-9	Aroclor-1242		54
12672-29-6	Aroclor-1248		54
11097-69-1	Aroclor-1254		54
11096-82-5	Aroclor-1260		110
37324-23-5	Aroclor-1262		54
11100-14-4	Aroclor-1268		54

**PRELIMINARY**  
 Data contained within this report has undergone preliminary review but may be subject to change pending final QA/QC review.

1H - FORM I ARO  
 AROCLOR ORGANICS ANALYSIS DATA SHEET

EPA SAMPLE NO.

E3P08

Lab Name: MITKEM LABORATORIES Contract: EP-W-05-030  
 Lab Code: MITKEM Case No.: 38947 Mod. Ref No.:                      SDG No.: E3P11  
 Matrix: (SOIL/SED/WATER) SOIL Lab Sample ID: H1705-10A  
 Sample wt/vol: 30.3 (g/mL) G Lab File ID: E3G6324F.D/E3G6324R.D  
 % Moisture: 41 Decanted: (Y/N) N Date Received: 09/04/2009  
 Extraction: (Type) SONC Date Extracted: 09/04/2009  
 Concentrated Extract Volume: 10000 (uL) Date Analyzed: 09/05/2009  
 Injection Volume: 1.0 (uL) GPC Factor: 1.00 Dilution Factor: 1.0  
 GPC Cleanup: (Y/N) N pH: 7.6 Sulfur Cleanup: (Y/N) Y  
 Acid Cleanup: (Y/N) Y

CAS NO.	COMPOUND	CONCENTRATION UNITS: <u>UG/KG</u> (ug/L or ug/Kg)	<u>Q</u>
12674-11-2	Aroclor-1016	55	U
11104-28-2	Aroclor-1221	55	U
11141-16-5	Aroclor-1232	55	U
53469-21-9	Aroclor-1242	55	U
12672-29-6	Aroclor-1248	55	U
11097-69-1	Aroclor-1254	55	U
11096-82-5	Aroclor-1260	55	U
37324-23-5	Aroclor-1262	55	U
11100-14-4	Aroclor-1268	55	U

**PRELIMINARY**  
 Data contained within this report has undergone preliminary review but may be subject to change pending final QA/QC review.

1H - FORM I ARO  
 AROCLOR ORGANICS ANALYSIS DATA SHEET

EPA SAMPLE NO.

E3P09

Lab Name: MITKEM LABORATORIES Contract: EP-W-05-030  
 Lab Code: MITKEM Case No.: 38947 Mod. Ref No.: SDG No.: E3P11  
 Matrix: (SOIL/SED/WATER) SOIL Lab Sample ID: H1705-11A  
 Sample wt/vol: 30.2 (g/mL) G Lab File ID: E3G6325F.D/E3G6325R.D  
 % Moisture: 39 Decanted: (Y/N) N Date Received: 09/04/2009  
 Extraction: (Type) SONC Date Extracted: 09/04/2009  
 Concentrated Extract Volume: 10000 (uL) Date Analyzed: 09/05/2009  
 Injection Volume: 1.0 (uL) GPC Factor: 1.00 Dilution Factor: 1.0  
 GPC Cleanup: (Y/N) N pH: 7.7 Sulfur Cleanup: (Y/N) Y  
 Acid Cleanup: (Y/N) Y

CAS NO.	COMPOUND	CONCENTRATION UNITS: UG/KG	
		(ug/L or ug/Kg)	Q
12674-11-2	Aroclor-1016	54	U
11104-28-2	Aroclor-1221	54	U
11141-16-5	Aroclor-1232	54	U
53469-21-9	Aroclor-1242	54	U
12672-29-6	Aroclor-1248	54	U
11097-69-1	Aroclor-1254	54	U
11096-82-5	Aroclor-1260	54	U
37324-23-5	Aroclor-1262	54	U
11100-14-4	Aroclor-1268	54	U

**PRELIMINARY**  
 Data contained within this report has undergone preliminary review but may be subject to change pending final QA/QC review.

1H - FORM I ARO  
 AROCLOR ORGANICS ANALYSIS DATA SHEET

EPA SAMPLE NO.

E3P10

Lab Name: MITKEM LABORATORIES Contract: EP-W-05-030  
 Lab Code: MITKEM Case No.: 38947 Mod. Ref No.:                      SDG No.: E3P11  
 Matrix: (SOIL/SED/WATER) SOIL Lab Sample ID: H1705-12A  
 Sample wt/vol: 31.0 (g/mL) G Lab File ID: E3G6326F.D/E3G6326R.D  
 % Moisture: 40 Decanted: (Y/N) N Date Received: 09/04/2009  
 Extraction: (Type) SONC Date Extracted: 09/04/2009  
 Concentrated Extract Volume: 10000 (uL) Date Analyzed: 09/05/2009  
 Injection Volume: 1.0 (uL) GPC Factor: 1.00 Dilution Factor: 1.0  
 GPC Cleanup: (Y/N) N pH: 7.7 Sulfur Cleanup: (Y/N) Y  
 Acid Cleanup: (Y/N) Y

CAS NO.	COMPOUND	CONCENTRATION UNITS: <u>UG/KG</u>	
		(ug/L or ug/Kg)	<u>Q</u>
12674-11-2	Aroclor-1016	53	U
11104-28-2	Aroclor-1221	53	U
11141-16-5	Aroclor-1232	53	U
53469-21-9	Aroclor-1242	53	U
12672-29-6	Aroclor-1248	53	U
11097-69-1	Aroclor-1254	53	U
11096-82-5	Aroclor-1260	53	U
37324-23-5	Aroclor-1262	53	U
11100-14-4	Aroclor-1268	53	U

~~CONFIDENTIAL~~ **PRELIMINARY** ~~CONFIDENTIAL~~  
 Data contained within this report has undergone preliminary review but may be subject to change pending final QA/QC review.



1H - FORM I ARO  
 AROCLOR ORGANICS ANALYSIS DATA SHEET

EPA SAMPLE NO.

E3P11

Lab Name: MITKEM LABORATORIES Contract: EP-W-05-030  
 Lab Code: MITKEM Case No.: 38947 Mod. Ref No.:                      SDG No.: E3P11  
 Matrix: (SOIL/SED/WATER) SOIL Lab Sample ID: H1705-01A  
 Sample wt/vol: 31.1 (g/mL) G Lab File ID: E3G6313F.D/E3G6313R.D  
 % Moisture: 50 Decanted: (Y/N) N Date Received: 09/03/2009  
 Extraction: (Type) SONC Date Extracted: 09/04/2009  
 Concentrated Extract Volume: 10000 (uL) Date Analyzed: 09/05/2009  
 Injection Volume: 1.0 (uL) GPC Factor: 1.00 Dilution Factor: 1.0  
 GPC Cleanup: (Y/N) N pH: 6.8 Sulfur Cleanup: (Y/N) Y  
 Acid Cleanup: (Y/N) Y

CAS NO.	COMPOUND	CONCENTRATION UNITS: <u>UG/KG</u>	
		(ug/L or ug/Kg)	<u>Q</u>
12674-11-2	Aroclor-1016	64	U
11104-28-2	Aroclor-1221	64	U
11141-16-5	Aroclor-1232	64	U
53469-21-9	Aroclor-1242	2300	E
12672-29-6	Aroclor-1248	1900	E
11097-69-1	Aroclor-1254	860	
11096-82-5	Aroclor-1260	64	U
37324-23-5	Aroclor-1262	64	U
11100-14-4	Aroclor-1268	64	U

**PRELIMINARY**  
 Data contained within this report has undergone preliminary review but may be subject to change pending final QA/QC review.

1H - FORM I ARO  
 AROCLOR ORGANICS ANALYSIS DATA SHEET

EPA SAMPLE NO.

E3P11DL

Lab Name: MITKEM LABORATORIES Contract: EP-W-05-030  
 Lab Code: MITKEM Case No.: 38947 Mod. Ref No.: SDG No.: E3P11  
 Matrix: (SOIL/SED/WATER) SOIL Lab Sample ID: H1705-01ADL  
 Sample wt/vol: 31.1 (g/mL) G Lab File ID: E3G6384F.D/E3G6384R.D  
 % Moisture: 50 Decanted: (Y/N) N Date Received: 09/03/2009  
 Extraction: (Type) SONC Date Extracted: 09/04/2009  
 Concentrated Extract Volume: 10000 (uL) Date Analyzed: 09/06/2009  
 Injection Volume: 1.0 (uL) GPC Factor: 1.00 Dilution Factor: 7.0  
 GPC Cleanup: (Y/N) N pH: 6.8 Sulfur Cleanup: (Y/N) Y  
 Acid Cleanup: (Y/N) Y

CAS NO.	COMPOUND	CONCENTRATION UNITS: <u>UG/KG</u> (ug/L or ug/Kg)	<u>Q</u>
12674-11-2	Aroclor-1016	450	U
11104-28-2	Aroclor-1221	450	U
11141-16-5	Aroclor-1232	450	U
53469-21-9	Aroclor-1242	2700	D
12672-29-6	Aroclor-1248	2300	D
11097-69-1	Aroclor-1254	990	D
11096-82-5	Aroclor-1260	450	U
37324-23-5	Aroclor-1262	450	U
11100-14-4	Aroclor-1268	450	U

~~PRELIMINARY~~ **PRELIMINARY**

Data contained within this report has undergone preliminary review but may be subject to change pending final QA/QC review.

1H - FORM I ARO  
 AROCLOR ORGANICS ANALYSIS DATA SHEET

EPA SAMPLE NO.

E3P12

Lab Name: MITKEM LABORATORIES Contract: EP-W-05-030  
 Lab Code: MITKEM Case No.: 38947 Mod. Ref No.: SDG No.: E3P11  
 Matrix: (SOIL/SED/WATER) SOIL Lab Sample ID: H1705-02A  
 Sample wt/vol: 31.2 (g/mL) G Lab File ID: E3G6314F.D/E3G6314R.D  
 % Moisture: 42 Decanted: (Y/N) N Date Received: 09/03/2009  
 Extraction: (Type) SONC Date Extracted: 09/04/2009  
 Concentrated Extract Volume: 10000 (uL) Date Analyzed: 09/05/2009  
 Injection Volume: 1.0 (uL) GPC Factor: 1.00 Dilution Factor: 1.0  
 GPC Cleanup: (Y/N) N pH: 7.1 Sulfur Cleanup: (Y/N) Y  
 Acid Cleanup: (Y/N) Y

CAS NO.	COMPOUND	CONCENTRATION UNITS: <u>UG/KG</u> (ug/L or ug/Kg)	<u>Q</u>
12674-11-2	Aroclor-1016	55	U
11104-28-2	Aroclor-1221	55	U
11141-16-5	Aroclor-1232	55	U
53469-21-9	Aroclor-1242	200	
12672-29-6	Aroclor-1248	150	
11097-69-1	Aroclor-1254	65	
11096-82-5	Aroclor-1260	55	U
37324-23-5	Aroclor-1262	55	U
11100-14-4	Aroclor-1268	55	U

**PRELIMINARY**  
 Data contained within this report has undergone preliminary review but may be subject to change pending final QA/QC review.

1H - FORM I ARO  
 AROCLOR ORGANICS ANALYSIS DATA SHEET

EPA SAMPLE NO.

E3P13

Lab Name: MITKEM LABORATORIES Contract: EP-W-05-030  
 Lab Code: MITKEM Case No.: 38947 Mod. Ref No.:                      SDG No.: E3P11  
 Matrix: (SOIL/SED/WATER) SOIL Lab Sample ID: H1705-03A  
 Sample wt/vol: 31.1 (g/mL) G Lab File ID: E3G6315F.D/E3G6315R.D  
 % Moisture: 32 Decanted: (Y/N) N Date Received: 09/03/2009  
 Extraction: (Type) SONC Date Extracted: 09/04/2009  
 Concentrated Extract Volume: 10000 (uL) Date Analyzed: 09/05/2009  
 Injection Volume: 1.0 (uL) GPC Factor: 1.00 Dilution Factor: 1.0  
 GPC Cleanup: (Y/N) N pH: 7.4 Sulfur Cleanup: (Y/N) Y  
 Acid Cleanup: (Y/N) Y

CAS NO.	COMPOUND	CONCENTRATION UNITS:	
		(ug/L or ug/Kg)	UG/KG
12674-11-2	Aroclor-1016	47	U
11104-28-2	Aroclor-1221	47	U
11141-16-5	Aroclor-1232	47	U
53469-21-9	Aroclor-1242	47	U
12672-29-6	Aroclor-1248	47	U
11097-69-1	Aroclor-1254	47	U
11096-82-5	Aroclor-1260	47	U
37324-23-5	Aroclor-1262	47	U
11100-14-4	Aroclor-1268	47	U

~~PRELIMINARY~~  
**Data contained within this report has undergone preliminary review but may be subject to change pending final QA/QC review.**

1H - FORM I ARO  
 AROCLOR ORGANICS ANALYSIS DATA SHEET

EPA SAMPLE NO.

E3P14

Lab Name: MITKEM LABORATORIES Contract: EP-W-05-030  
 Lab Code: MITKEM Case No.: 38947 Mod. Ref No.:                      SDG No.: E3P11  
 Matrix: (SOIL/SED/WATER) SOIL Lab Sample ID: H1705-13A  
 Sample wt/vol: 30.4 (g/mL) G Lab File ID: E3G6327F.D/E3G6327R.D  
 % Moisture: 39 Decanted: (Y/N) N Date Received: 09/04/2009  
 Extraction: (Type) SONC Date Extracted: 09/04/2009  
 Concentrated Extract Volume: 10000 (uL) Date Analyzed: 09/05/2009  
 Injection Volume: 1.0 (uL) GPC Factor: 1.00 Dilution Factor: 1.0  
 GPC Cleanup: (Y/N) N pH: 7.2 Sulfur Cleanup: (Y/N) Y  
 Acid Cleanup: (Y/N) Y

CAS NO.	COMPOUND	CONCENTRATION UNITS: UG/KG	
		(ug/L or ug/Kg)	Q
12674-11-2	Aroclor-1016	53	U
11104-28-2	Aroclor-1221	53	U
11141-16-5	Aroclor-1232	53	U
53469-21-9	Aroclor-1242	53	U
12672-29-6	Aroclor-1248	2300	E
11097-69-1	Aroclor-1254	1000	E
11096-82-5	Aroclor-1260	53	U
37324-23-5	Aroclor-1262	53	U
11100-14-4	Aroclor-1268	53	U

~~PRELIMINARY~~  
**Data contained within this report has undergone preliminary review but may be subject to change pending final QA/QC review.**

1H - FORM I ARO  
 AROCLOR ORGANICS ANALYSIS DATA SHEET

EPA SAMPLE NO.

E3P14DL

Lab Name: MITKEM LABORATORIES Contract: EP-W-05-030  
 Lab Code: MITKEM Case No.: 38947 Mod. Ref No.:                      SDG No.: E3P11  
 Matrix: (SOIL/SED/WATER) SOIL Lab Sample ID: H1705-13ADL  
 Sample wt/vol: 30.4 (g/mL) G Lab File ID: E3G6386F.D/E3G6386R.D  
 % Moisture: 39 Decanted: (Y/N) N Date Received: 09/04/2009  
 Extraction: (Type) SONC Date Extracted: 09/04/2009  
 Concentrated Extract Volume: 10000 (uL) Date Analyzed: 09/06/2009  
 Injection Volume: 1.0 (uL) GPC Factor: 1.00 Dilution Factor: 10.0  
 GPC Cleanup: (Y/N) N pH: 7.2 Sulfur Cleanup: (Y/N) Y  
 Acid Cleanup: (Y/N) Y

CAS NO.	COMPOUND	CONCENTRATION UNITS: <u>UG/KG</u> (ug/L or ug/Kg)	<u>Q</u>
12674-11-2	Aroclor-1016	530	U
11104-28-2	Aroclor-1221	530	U
11141-16-5	Aroclor-1232	530	U
53469-21-9	Aroclor-1242	530	U
12672-29-6	Aroclor-1248	2800	D
11097-69-1	Aroclor-1254	1200	D
11096-82-5	Aroclor-1260	530	U
37324-23-5	Aroclor-1262	530	U
11100-14-4	Aroclor-1268	530	U

~~CONFIDENTIAL~~ **PRELIMINARY** ~~CONFIDENTIAL~~  
 Data contained within this report has undergone preliminary review but may be subject to change pending final QA/QC review.

1H - FORM I ARO  
 AROCLOR ORGANICS ANALYSIS DATA SHEET

EPA SAMPLE NO.

E3P15

Lab Name: MITKEM LABORATORIES Contract: EP-W-05-030  
 Lab Code: MITKEM Case No.: 38947 Mod. Ref No.: SDG No.: E3P11  
 Matrix: (SOIL/SED/WATER) SOIL Lab Sample ID: H1705-14A  
 Sample wt/vol: 30.6 (g/mL) G Lab File ID: E3G6328F.D/E3G6328R.D  
 % Moisture: 27 Decanted: (Y/N) N Date Received: 09/04/2009  
 Extraction: (Type) SONC Date Extracted: 09/04/2009  
 Concentrated Extract Volume: 10000 (uL) Date Analyzed: 09/05/2009  
 Injection Volume: 1.0 (uL) GPC Factor: 1.00 Dilution Factor: 1.0  
 GPC Cleanup: (Y/N) N pH: 7.3 Sulfur Cleanup: (Y/N) Y  
 Acid Cleanup: (Y/N) Y

CAS NO.	COMPOUND	CONCENTRATION UNITS: <u>UG/KG</u> (ug/L or ug/Kg)	<u>Q</u>
12674-11-2	Aroclor-1016	44	U
11104-28-2	Aroclor-1221	44	U
11141-16-5	Aroclor-1232	44	U
53469-21-9	Aroclor-1242	44	U
12672-29-6	Aroclor-1248	170	
11097-69-1	Aroclor-1254	100	
11096-82-5	Aroclor-1260	44	U
37324-23-5	Aroclor-1262	44	U
11100-14-4	Aroclor-1268	44	U

**PRELIMINARY**  
 Data contained within this report has undergone preliminary review but may be subject to change pending final QA/QC review.

1H - FORM I ARO  
 AROCLOR ORGANICS ANALYSIS DATA SHEET

EPA SAMPLE NO.

E3P16

Lab Name: MITKEM LABORATORIES Contract: EP-W-05-030  
 Lab Code: MITKEM Case No.: 38947 Mod. Ref No.:                      SDG No.: E3P11  
 Matrix: (SOIL/SED/WATER) SOIL Lab Sample ID: H1705-15A  
 Sample wt/vol: 31.1 (g/mL) G Lab File ID: E3G6329F.D/E3G6329R.D  
 % Moisture: 40 Decanted: (Y/N) N Date Received: 09/04/2009  
 Extraction: (Type) SONC Date Extracted: 09/04/2009  
 Concentrated Extract Volume: 10000 (uL) Date Analyzed: 09/05/2009  
 Injection Volume: 1.0 (uL) GPC Factor: 1.00 Dilution Factor: 1.0  
 GPC Cleanup: (Y/N) N pH: 7.5 Sulfur Cleanup: (Y/N) Y  
 Acid Cleanup: (Y/N) Y

CAS NO.	COMPOUND	CONCENTRATION UNITS: <u>UG/KG</u> (ug/L or ug/Kg)	<u>Q</u>
12674-11-2	Aroclor-1016	53	U
11104-28-2	Aroclor-1221	53	U
11141-16-5	Aroclor-1232	53	U
53469-21-9	Aroclor-1242	53	U
12672-29-6	Aroclor-1248	53	U
11097-69-1	Aroclor-1254	53	U
11096-82-5	Aroclor-1260	53	U
37324-23-5	Aroclor-1262	53	U
11100-14-4	Aroclor-1268	53	U

~~CONFIDENTIAL~~ **PRELIMINARY** ~~CONFIDENTIAL~~  
 Data contained within this report has undergone preliminary review but may be subject to change pending final QA/QC review.



1H - FORM I ARO  
 AROCLOR ORGANICS ANALYSIS DATA SHEET

EPA SAMPLE NO.

E3P17

Lab Name: MITKEM LABORATORIES Contract: EP-W-05-030  
 Lab Code: MITKEM Case No.: 38947 Mod. Ref No.:                      SDG No.: E3P11  
 Matrix: (SOIL/SED/WATER) SOIL Lab Sample ID: H1705-16A  
 Sample wt/vol: 31.3 (g/mL) G Lab File ID: E3G6330F.D/E3G6330R.D  
 % Moisture: 29 Decanted: (Y/N) N Date Received: 09/04/2009  
 Extraction: (Type) SONC Date Extracted: 09/04/2009  
 Concentrated Extract Volume: 10000 (uL) Date Analyzed: 09/05/2009  
 Injection Volume: 1.0 (uL) GPC Factor: 1.00 Dilution Factor: 1.0  
 GPC Cleanup: (Y/N) N pH: 7.2 Sulfur Cleanup: (Y/N) Y  
 Acid Cleanup: (Y/N) Y

CAS NO.	COMPOUND	CONCENTRATION UNITS: <u>UG/KG</u> (ug/L or ug/Kg)	<u>Q</u>
12674-11-2	Aroclor-1016	45	U
11104-28-2	Aroclor-1221	45	U
11141-16-5	Aroclor-1232	45	U
53469-21-9	Aroclor-1242	55	P
12672-29-6	Aroclor-1248	45	U
11097-69-1	Aroclor-1254	45	U
11096-82-5	Aroclor-1260	45	U
37324-23-5	Aroclor-1262	45	U
11100-14-4	Aroclor-1268	45	U

**PRELIMINARY**  
 Data contained within this report has undergone preliminary review but may be subject to change pending final QA/QC review.

1H - FORM I ARO  
 AROCLOR ORGANICS ANALYSIS DATA SHEET

EPA SAMPLE NO.

E3P18

Lab Name: MITKEM LABORATORIES Contract: EP-W-05-030  
 Lab Code: MITKEM Case No.: 38947 Mod. Ref No.:                      SDG No.: E3P11  
 Matrix: (SOIL/SED/WATER) SOIL Lab Sample ID: H1705-17A  
 Sample wt/vol: 31.3 (g/mL) G Lab File ID: E3G6331F.D/E3G6331R.D  
 % Moisture: 35 Decanted: (Y/N) N Date Received: 09/04/2009  
 Extraction: (Type) SONC Date Extracted: 09/04/2009  
 Concentrated Extract Volume: 10000 (uL) Date Analyzed: 09/05/2009  
 Injection Volume: 1.0 (uL) GPC Factor: 1.00 Dilution Factor: 1.0  
 GPC Cleanup: (Y/N) N pH: 7.4 Sulfur Cleanup: (Y/N) Y  
 Acid Cleanup: (Y/N) Y

CAS NO.	COMPOUND	CONCENTRATION UNITS:	
		(ug/L or ug/Kg)	UG/KG
12674-11-2	Aroclor-1016	49	U
11104-28-2	Aroclor-1221	49	U
11141-16-5	Aroclor-1232	49	U
53469-21-9	Aroclor-1242	49	U
12672-29-6	Aroclor-1248	49	J
11097-69-1	Aroclor-1254	49	U
11096-82-5	Aroclor-1260	49	U
37324-23-5	Aroclor-1262	49	U
11100-14-4	Aroclor-1268	49	U

**PRELIMINARY**  
 Data contained within this report has undergone preliminary review but may be subject to change pending final QA/QC review.

1H - FORM I ARO.  
 AROCLOR ORGANICS ANALYSIS DATA SHEET

EPA SAMPLE NO.

E3P19

Lab Name: MITKEM LABORATORIES Contract: EP-W-05-030  
 Lab Code: MITKEM Case No.: 38947 Mod. Ref No.:                      SDG No.: E3P11  
 Matrix: (SOIL/SED/WATER) SOIL Lab Sample ID: H1705-18A  
 Sample wt/vol: 30.8 (g/mL) G Lab File ID: E3G6332F.D/E3G6332R.D  
 % Moisture: 37 Decanted: (Y/N) N Date Received: 09/04/2009  
 Extraction: (Type) SONC Date Extracted: 09/04/2009  
 Concentrated Extract Volume: 10000 (uL) Date Analyzed: 09/05/2009  
 Injection Volume: 1.0 (uL) GPC Factor: 1.00 Dilution Factor: 1.0  
 GPC Cleanup: (Y/N) N pH: 7.7 Sulfur Cleanup: (Y/N) Y  
 Acid Cleanup: (Y/N) Y

CAS NO.	COMPOUND	CONCENTRATION UNITS: (ug/L or ug/Kg)	UG/KG	Q
12674-11-2	Aroclor-1016		51	U
11104-28-2	Aroclor-1221		51	U
11141-16-5	Aroclor-1232		51	U
53469-21-9	Aroclor-1242		51	U
12672-29-6	Aroclor-1248		51	U
11097-69-1	Aroclor-1254		51	U
11096-82-5	Aroclor-1260		51	U
37324-23-5	Aroclor-1262		51	U
11100-14-4	Aroclor-1268		51	U

**PRELIMINARY**  
 Data contained within this report has undergone preliminary review but may be subject to change pending final QA/QC review.

1H - FORM I ARO  
 AROCLOR ORGANICS ANALYSIS DATA SHEET

EPA SAMPLE NO.

E3P20

Lab Name: MITKEM LABORATORIES Contract: EP-W-05-030  
 Lab Code: MITKEM Case No.: 38947 Mod. Ref No.:                      SDG No.: E3P11  
 Matrix: (SOIL/SED/WATER) SOIL Lab Sample ID: H1705-19A  
 Sample wt/vol: 30.3 (g/mL) G Lab File ID: E3G6333F.D/E3G6333R.D  
 % Moisture: 38 Decanted: (Y/N) N Date Received: 09/04/2009  
 Extraction: (Type) SONC Date Extracted: 09/04/2009  
 Concentrated Extract Volume: 10000 (uL) Date Analyzed: 09/05/2009  
 Injection Volume: 1.0 (uL) GPC Factor: 1.00 Dilution Factor: 1.0  
 GPC Cleanup: (Y/N) N pH: 7.6 Sulfur Cleanup: (Y/N) Y  
 Acid Cleanup: (Y/N) Y

CAS NO.	COMPOUND	CONCENTRATION UNITS: <u>UG/KG</u> (ug/L or ug/Kg)	<u>Q</u>
12674-11-2	Aroclor-1016	53	U
11104-28-2	Aroclor-1221	53	U
11141-16-5	Aroclor-1232	53	U
53469-21-9	Aroclor-1242	53	U
12672-29-6	Aroclor-1248	53	U
11097-69-1	Aroclor-1254	53	U
11096-82-5	Aroclor-1260	53	U
37324-23-5	Aroclor-1262	53	U
11100-14-4	Aroclor-1268	53	U

**PRELIMINARY**  
 Data contained within this report has undergone preliminary review but may be subject to change pending final QA/QC review.

1H - FORM I ARO  
 AROCLOR ORGANICS ANALYSIS DATA SHEET

EPA SAMPLE NO.

E3P21

Lab Name: MITKEM LABORATORIES Contract: EP-W-05-030  
 Lab Code: MITKEM Case No.: 38947 Mod. Ref No.:                      SDG No.: E3P11  
 Matrix: (SOIL/SED/WATER) SOIL Lab Sample ID: H1705-04A  
 Sample wt/vol: 31.3 (g/mL) G Lab File ID: E3G6388F.D/E3G6388R.D  
 % Moisture: 41 Decanted: (Y/N) N Date Received: 09/03/2009  
 Extraction: (Type) SONC Date Extracted: 09/04/2009  
 Concentrated Extract Volume: 10000 (uL) Date Analyzed: 09/06/2009  
 Injection Volume: 1.0 (uL) GPC Factor: 1.00 Dilution Factor: 2.0  
 GPC Cleanup: (Y/N) N pH: 7.1 Sulfur Cleanup: (Y/N) Y  
 Acid Cleanup: (Y/N) Y

CAS NO.	COMPOUND	CONCENTRATION UNITS: (ug/L or ug/Kg)	UG/KG	Q
12674-11-2	Aroclor-1016		110	U
11104-28-2	Aroclor-1221		110	U
11141-16-5	Aroclor-1232		110	U
53469-21-9	Aroclor-1242		110	U
12672-29-6	Aroclor-1248		4600	E
11097-69-1	Aroclor-1254		2500	E
11096-82-5	Aroclor-1260		110	U
37324-23-5	Aroclor-1262		110	U
11100-14-4	Aroclor-1268		110	U

**PRELIMINARY**  
 Data contained within this report has undergone preliminary review but may be subject to change pending final QA/QC review.

1H - FORM I ARO  
 AROCLOR ORGANICS ANALYSIS DATA SHEET

EPA SAMPLE NO.

E3P21DL

Lab Name: MITKEM LABORATORIES Contract: EP-W-05-030  
 Lab Code: MITKEM Case No.: 38947 Mod. Ref No.: SDG No.: E3P11  
 Matrix: (SOIL/SED/WATER) SOIL Lab Sample ID: H1705-04ADL  
 Sample wt/vol: 31.3 (g/mL) G Lab File ID: E3G6387F.D/E3G6387R.D  
 % Moisture: 41 Decanted: (Y/N) N Date Received: 09/03/2009  
 Extraction: (Type) SONC Date Extracted: 09/04/2009  
 Concentrated Extract Volume: 10000 (uL) Date Analyzed: 09/06/2009  
 Injection Volume: 1.0 (uL) GPC Factor: 1.00 Dilution Factor: 20.0  
 GPC Cleanup: (Y/N) N pH: 7.1 Sulfur Cleanup: (Y/N) Y  
 Acid Cleanup: (Y/N) Y

CAS NO.	COMPOUND	CONCENTRATION UNITS: <u>UG/KG</u> (ug/L or ug/Kg)	<u>Q</u>
12674-11-2	Aroclor-1016	1100	U
11104-28-2	Aroclor-1221	1100	U
11141-16-5	Aroclor-1232	1100	U
53469-21-9	Aroclor-1242	1100	U
12672-29-6	Aroclor-1248	5600	D
11097-69-1	Aroclor-1254	3100	D
11096-82-5	Aroclor-1260	1100	U
37324-23-5	Aroclor-1262	1100	U
11100-14-4	Aroclor-1268	1100	U

**PRELIMINARY**  
 Data contained within this report has undergone preliminary review but may be subject to change pending final QA/QC review.

1H - FORM I ARO  
 AROCLOR ORGANICS ANALYSIS DATA SHEET

EPA SAMPLE NO.

E3P22

Lab Name: MITKEM LABORATORIES Contract: EP-W-05-030  
 Lab Code: MITKEM Case No.: 38947 Mod. Ref No.:                      SDG No.: E3P11  
 Matrix: (SOIL/SED/WATER) SOIL Lab Sample ID: H1705-05A  
 Sample wt/vol: 30.8 (g/mL) G Lab File ID: E3G6317F.D/E3G6317R.D  
 % Moisture: 41 Decanted: (Y/N) N Date Received: 09/03/2009  
 Extraction: (Type) SONC Date Extracted: 09/04/2009  
 Concentrated Extract Volume: 10000 (uL) Date Analyzed: 09/05/2009  
 Injection Volume: 1.0 (uL) GPC Factor: 1.00 Dilution Factor: 1.0  
 GPC Cleanup: (Y/N) N pH: 7.4 Sulfur Cleanup: (Y/N) Y  
 Acid Cleanup: (Y/N) Y

CAS NO.	COMPOUND	CONCENTRATION UNITS: <u>UG/KG</u> (ug/L or ug/Kg)	<u>Q</u>
12674-11-2	Aroclor-1016	54	U
11104-28-2	Aroclor-1221	54	U
11141-16-5	Aroclor-1232	54	U
53469-21-9	Aroclor-1242	54	U
12672-29-6	Aroclor-1248	54	U
11097-69-1	Aroclor-1254	880	E
11096-82-5	Aroclor-1260	54	U
37324-23-5	Aroclor-1262	54	U
11100-14-4	Aroclor-1268	54	U

**PRELIMINARY**  
 Data contained within this report has undergone preliminary review but may be subject to change pending final QA/QC review.

1H - FORM I ARO  
 AROCLOR ORGANICS ANALYSIS DATA SHEET

EPA SAMPLE NO.

E3P22DL

Lab Name: MITKEM LABORATORIES Contract: EP-W-05-030  
 Lab Code: MITKEM Case No.: 38947 Mod. Ref No.: SDG No.: E3P11  
 Matrix: (SOIL/SED/WATER) SOIL Lab Sample ID: H1705-05ADL  
 Sample wt/vol: 30.8 (g/mL) G Lab File ID: E3G6385F.D/E3G6385R.D  
 % Moisture: 41 Decanted: (Y/N) N Date Received: 09/03/2009  
 Extraction: (Type) SONC Date Extracted: 09/04/2009  
 Concentrated Extract Volume: 10000 (uL) Date Analyzed: 09/06/2009  
 Injection Volume: 1.0 (uL) GPC Factor: 1.00 Dilution Factor: 4.0  
 GPC Cleanup: (Y/N) N pH: 7.4 Sulfur Cleanup: (Y/N) Y  
 Acid Cleanup: (Y/N) Y

CAS NO.	COMPOUND	CONCENTRATION UNITS: (ug/L or ug/Kg)	UG/KG	Q
12674-11-2	Aroclor-1016		220	U
11104-28-2	Aroclor-1221		220	U
11141-16-5	Aroclor-1232		220	U
53469-21-9	Aroclor-1242		220	U
12672-29-6	Aroclor-1248		980	D
11097-69-1	Aroclor-1254		1100	D
11096-82-5	Aroclor-1260		220	U
37324-23-5	Aroclor-1262		220	U
11100-14-4	Aroclor-1268		220	U

**PRELIMINARY**  
 Data contained within this report has undergone preliminary review but may be subject to change pending final QA/QC review.



1H - FORM I ARO  
 AROCLOR ORGANICS ANALYSIS DATA SHEET

EPA SAMPLE NO.

E3P23

Lab Name: MITKEM LABORATORIES Contract: EP-W-05-030  
 Lab Code: MITKEM Case No.: 38947 Mod. Ref No.:                      SDG No.: E3P11  
 Matrix: (SOIL/SED/WATER) SOIL Lab Sample ID: H1705-06A  
 Sample wt/vol: 31.5 (g/mL) G Lab File ID: E3G6318F.D/E3G6318R.D  
 % Moisture: 40 Decanted: (Y/N) N Date Received: 09/03/2009  
 Extraction: (Type) SONC Date Extracted: 09/04/2009  
 Concentrated Extract Volume: 10000 (uL) Date Analyzed: 09/05/2009  
 Injection Volume: 1.0 (uL) GPC Factor: 1.00 Dilution Factor: 1.0  
 GPC Cleanup: (Y/N) N pH: 7.6 Sulfur Cleanup: (Y/N) Y  
 Acid Cleanup: (Y/N) Y

CAS NO.	COMPOUND	CONCENTRATION UNITS: UG/KG	
		(ug/L or ug/Kg)	Q
12674-11-2	Aroclor-1016	52	U
11104-28-2	Aroclor-1221	52	U
11141-16-5	Aroclor-1232	52	U
53469-21-9	Aroclor-1242	52	U
12672-29-6	Aroclor-1248	52	U
11097-69-1	Aroclor-1254	52	U
11096-82-5	Aroclor-1260	52	U
37324-23-5	Aroclor-1262	52	U
11100-14-4	Aroclor-1268	52	U

**PRELIMINARY**  
 Data contained within this report has undergone preliminary review but may be subject to change pending final QA/QC review.

1H - FORM I ARO  
 AROCLOR ORGANICS ANALYSIS DATA SHEET

EPA SAMPLE NO.

E3P30

Lab Name: MITKEM LABORATORIES Contract: EP-W-05-030  
 Lab Code: MITKEM Case No.: 38947 Mod. Ref No.: SDG No.: E3P11  
 Matrix: (SOIL/SED/WATER) SOIL Lab Sample ID: H1705-07A  
 Sample wt/vol: 30.3 (g/mL) G Lab File ID: E3G6319F.D/E3G6319R.D  
 % Moisture: 28 Decanted: (Y/N) N Date Received: 09/03/2009  
 Extraction: (Type) SONC Date Extracted: 09/04/2009  
 Concentrated Extract Volume: 10000 (uL) Date Analyzed: 09/05/2009  
 Injection Volume: 1.0 (uL) GPC Factor: 1.00 Dilution Factor: 1.0  
 GPC Cleanup: (Y/N) N pH: 7.2 Sulfur Cleanup: (Y/N) Y  
 Acid Cleanup: (Y/N) Y

CAS NO.	COMPOUND	CONCENTRATION UNITS:	
		UG/KG (ug/L or ug/Kg)	Q
12674-11-2	Aroclor-1016	45	U
11104-28-2	Aroclor-1221	45	U
11141-16-5	Aroclor-1232	45	U
53469-21-9	Aroclor-1242	45	U
12672-29-6	Aroclor-1248	380	
11097-69-1	Aroclor-1254	280	
11096-82-5	Aroclor-1260	45	U
37324-23-5	Aroclor-1262	45	U
11100-14-4	Aroclor-1268	45	U

**PRELIMINARY**  
 Data contained within this report has undergone preliminary review but may be subject to change pending final QA/QC review.

1H - FORM I ARO  
 AROCLOR ORGANICS ANALYSIS DATA SHEET

EPA SAMPLE NO.

E3P31

Lab Name: MITKEM LABORATORIES Contract: EP-W-05-030  
 Lab Code: MITKEM Case No.: 38947 Mod. Ref No.:                      SDG No.: E3P11  
 Matrix: (SOIL/SED/WATER) SOIL Lab Sample ID: H1705-08A  
 Sample wt/vol: 30.5 (g/mL) G Lab File ID: E3G6320F.D/E3G6320R.D  
 % Moisture: 33 Decanted: (Y/N) N Date Received: 09/03/2009  
 Extraction: (Type) SONC Date Extracted: 09/04/2009  
 Concentrated Extract Volume: 10000 (uL) Date Analyzed: 09/05/2009  
 Injection Volume: 1.0 (uL) GPC Factor: 1.00 Dilution Factor: 1.0  
 GPC Cleanup: (Y/N) N pH: 7.5 Sulfur Cleanup: (Y/N) Y  
 Acid Cleanup: (Y/N) Y

CAS NO.	COMPOUND	CONCENTRATION UNITS:	
		ug/L or ug/Kg	UG/KG
12674-11-2	Aroclor-1016	48	U
11104-28-2	Aroclor-1221	48	U
11141-16-5	Aroclor-1232	48	U
53469-21-9	Aroclor-1242	48	U
12672-29-6	Aroclor-1248	48	U
11097-69-1	Aroclor-1254	48	U
11096-82-5	Aroclor-1260	48	U
37324-23-5	Aroclor-1262	48	U
11100-14-4	Aroclor-1268	48	U

**PRELIMINARY**  
 Data contained within this report has undergone preliminary review but may be subject to change pending final QA/QC review.

1H - FORM I ARO  
 AROCLOR ORGANICS ANALYSIS DATA SHEET

EPA SAMPLE NO.

E3P35

Lab Name: MITKEM LABORATORIES Contract: EP-W-05-030  
 Lab Code: MITKEM Case No.: 38947 Mod. Ref No.:                      SDG No.: E3P11  
 Matrix: (SOIL/SED/WATER) SOIL Lab Sample ID: H1705-20A  
 Sample wt/vol: 31.7 (g/mL) G Lab File ID: E3G6334F.D/E3G6334R.D  
 % Moisture: 55 Decanted: (Y/N) N Date Received: 09/04/2009  
 Extraction: (Type) SONC Date Extracted: 09/04/2009  
 Concentrated Extract Volume: 10000 (uL) Date Analyzed: 09/05/2009  
 Injection Volume: 1.0 (uL) GPC Factor: 1.00 Dilution Factor: 1.0  
 GPC Cleanup: (Y/N) N pH: 7.5 Sulfur Cleanup: (Y/N) Y  
 Acid Cleanup: (Y/N) Y

CAS NO.	COMPOUND	CONCENTRATION UNITS:	
		UG/KG (ug/L or ug/Kg)	Q
12674-11-2	Aroclor-1016	69	U
11104-28-2	Aroclor-1221	69	U
11141-16-5	Aroclor-1232	69	U
53469-21-9	Aroclor-1242	69	U
12672-29-6	Aroclor-1248	69	U
11097-69-1	Aroclor-1254	69	U
11096-82-5	Aroclor-1260	69	U
37324-23-5	Aroclor-1262	69	U
11100-14-4	Aroclor-1268	69	U

**PRELIMINARY**  
 Data contained within this report has undergone preliminary review but may be subject to change pending final QA/QC review.

10C - FORM X ARO  
 IDENTIFICATION SUMMARY  
 FOR MULTICOMPONENT ANALYTES

EPA SAMPLE NO.

E3P07MS

Lab Name: MITKEM LABORATORIES Contract: EP-W-05-030  
 Lab Code: MITKEM Case No.: 38947 Mod. Ref No.: SDG No.: E3P11  
 Lab Sample ID: H1705-09AMS Date(s) Analyzed: 09/05/2009 09/05/2009  
 Instrument ID (1): E3 Instrument ID (2): E3  
 GC Column(1): CLPPest ID: 0.53 (mm) GC Column(2): CLPPestII ID: 0.53 (MM)

ANALYTE	PEAK	RT	RT WINDOW		CONCENTRATION		%D
			FROM	TO	PEAK	MEAN	
Aroclor-1016	1	4.398	4.323	4.463	157.7114	166.901289	
	2	4.514	4.489	4.630	203.0390		
	3	4.944	4.868	5.008	139.9534		
	4						
	5						
COLUMN 1	1	4.947	4.870	5.010	162.0901	154.662295	7.9
	2	5.183	5.107	5.247	155.9276		
	3	5.268	5.190	5.330	145.9691		
	4						
	5						
COLUMN 2	1	6.369	6.292	6.432	159.2384	160.874995	
	2	7.509	7.431	7.571	160.8531		
	3	7.875	7.796	7.936	162.5335		
	4						
	5						
Aroclor-1260	1	7.730	7.651	7.791	160.9093	162.026474	0.7
	2	8.590	8.510	8.650	163.1519		
	3	9.102	9.023	9.163	162.0181		
	4						
	5						
COLUMN 2	1						
	2						
	3						
	4						
	5						

At least 3 peaks for each column are required for identification of multicomponent analytes

**PRELIMINARY**  
 Data contained within this report has undergone preliminary review but may be subject to change pending final QA/QC review.

10C - FORM X ARO  
 IDENTIFICATION SUMMARY  
 FOR MULTICOMPONENT ANALYTES

EPA SAMPLE NO.

E3P07MSD

Lab Name: MITKEM LABORATORIES Contract: EP-W-05-030  
 Lab Code: MITKEM Case No.: 38947 Mod. Ref No.: SDG No.: E3P11  
 Lab Sample ID: H1705-09AMSD Date(s) Analyzed: 09/05/2009 09/05/2009  
 Instrument ID (1): E3 Instrument ID (2): E3  
 GC Column(1): CLPPest ID: 0.53 (mm) GC Column(2): CLPPestII ID: 0.53 (MM)

ANALYTE	PEAK	RT	RT WINDOW		CONCENTRATION		%D
			FROM	TO	PEAK	MEAN	
Aroclor-1016	1	4.398	4.323	4.463	110.9115	118.909246	
	2	4.516	4.489	4.630	142.9990		
	3	4.945	4.868	5.008	102.8173		
	4						
	5						
COLUMN 1	1	4.947	4.870	5.010	115.6800	109.896612	8.2
	2	5.183	5.107	5.247	109.5863		
	3	5.268	5.190	5.330	104.4235		
	4						
	5						
COLUMN 2	1	6.370	6.292	6.432	112.7599	111.215925	
	2	7.510	7.431	7.571	110.6258		
	3	7.876	7.796	7.936	110.2621		
	4						
	5						
Aroclor-1260	1	7.731	7.651	7.791	111.6639	112.651120	1.3
	2	8.590	8.510	8.650	115.2959		
	3	9.103	9.023	9.163	110.9936		
	4						
	5						
COLUMN 1	1						
	2						
	3						
	4						
	5						
COLUMN 2	1						
	2						
	3						
	4						
	5						

At least 3 peaks for each column are required for identification of multicomponent analytes

~~PRELIMINARY~~  
 Data contained within this report has undergone preliminary review but may be subject to change pending final QA/QC review.

10C - FORM X ARO  
IDENTIFICATION SUMMARY  
FOR MULTICOMPONENT ANALYTES

EPA SAMPLE NO.

E3P11

Lab Name: MITKEM LABORATORIES Contract: EP-W-05-030  
 Lab Code: MITKEM Case No.: 38947 Mod. Ref No.: SDG No.: E3P11  
 Lab Sample ID: H1705-01A Date(s) Analyzed: 09/05/2009 09/05/2009  
 Instrument ID (1): E3 Instrument ID (2): E3  
 GC Column(1): CLPPest ID: 0.53 (mm) GC Column(2): CLPPestII ID: 0.53 (MM)

ANALYTE	PEAK	RT	RT WINDOW		CONCENTRATION		%D
			FROM	TO	PEAK	MEAN	
Aroclor-1242	1	4.392	4.324	4.464	2450.0978	2430.662357	
	2	4.508	4.439	4.579	1503.6962		
COLUMN 1	3	4.857	4.791	4.931	3338.1931		
	4						
	5						
COLUMN 2	1	4.938	4.871	5.011	2264.8212		
	2	5.074	5.005	5.145	1353.2649		
	3	5.540	5.474	5.614	3142.3387		
	4						
	5						
Aroclor-1248	1	4.676	4.608	4.748	2020.9390	2030.104714	
	2	5.271	5.203	5.343	1978.7095		
COLUMN 1	3	5.460	5.395	5.535	2090.6657		
	4						
	5						
COLUMN 2	1	5.673	5.607	5.747	2043.2314		
	2	5.999	5.933	6.073	1934.6542		
	3	6.265	6.200	6.340	1850.1140		
	4						
	5						
Aroclor-1254	1	5.861	5.795	5.935	931.6122	864.957362	
	2	6.161	6.096	6.236	971.1782		
COLUMN 1	3	6.688	6.619	6.759	692.0817		
	4						
	5						
COLUMN 2	1	6.205	6.135	6.275	806.0619		
	2	6.757	6.689	6.829	864.7446		
	3	7.034	6.967	7.107	902.1877		
	4						
	5						
					857.664740	0.9	

At least 3 peaks for each column are required for identification of multicomponent analytes

**Data contained within this report has undergone preliminary review but may be subject to change pending final QA/QC review.**

10C - FORM X ARO  
IDENTIFICATION SUMMARY  
FOR MULTICOMPONENT ANALYTES

EPA SAMPLE NO.

E3P11DL

Lab Name: MITKEM LABORATORIES Contract: EP-W-05-030  
 Lab Code: MITKEM Case No.: 38947 Mod. Ref No.: SDG No.: E3P11  
 Lab Sample ID: H1705-01ADL Date(s) Analyzed: 09/06/2009 09/06/2009  
 Instrument ID (1): E3 Instrument ID (2): E3  
 GC Column(1): CLPPest ID: 0.53 (mm) GC Column(2): CLPPestII ID: 0.53 (MM)

ANALYTE	PEAK	RT	RT WINDOW		CONCENTRATION		%D
			FROM	TO	PEAK	MEAN	
Aroclor-1242	1	4.398	4.324	4.464	2907.7096	2852.533053	
	2	4.516	4.439	4.579	1698.5143		
	3	4.865	4.791	4.931	3951.3753		
	4						
	5						
COLUMN 1	1	4.943	4.871	5.011	2764.9243	2746.766260	3.9
	2	5.080	5.005	5.145	1590.4541		
	3	5.546	5.474	5.614	3884.9205		
	4						
	5						
COLUMN 2	1	4.683	4.608	4.748	2592.4237	2445.485527	
	2	5.278	5.203	5.343	2317.6215		
	3	5.468	5.395	5.535	2426.4113		
	4						
	5						
Aroclor-1248	1	5.678	5.607	5.747	2388.6226	2270.930173	7.7
	2	6.005	5.933	6.073	2373.2648		
	3	6.272	6.200	6.340	2050.9032		
	4						
	5						
COLUMN 1	1	5.870	5.795	5.935	1129.7204	998.919116	
	2	6.170	6.096	6.236	1099.5875		
	3	6.697	6.619	6.759	767.4495		
	4						
	5						
COLUMN 2	1	6.210	6.135	6.275	948.7095	992.416869	0.7
	2	6.762	6.689	6.829	988.5665		
	3	7.039	6.967	7.107	1039.9746		
	4						
	5						

At least 3 peaks for each column are required for identification of multicomponent analytes

~~CONFIDENTIAL~~  
 Data contained within this report has undergone preliminary review but may be subject to change pending final QA/QC review.



10C - FORM X ARO  
 IDENTIFICATION SUMMARY  
 FOR MULTICOMPONENT ANALYTES

EPA SAMPLE NO.

E3P12

Lab Name: MITKEM LABORATORIES Contract: EP-W-05-030  
 Lab Code: MITKEM Case No.: 38947 Mod. Ref No.: SDG No.: E3P11  
 Lab Sample ID: H1705-02A Date(s) Analyzed: 09/05/2009 09/05/2009  
 Instrument ID (1): E3 Instrument ID (2): E3  
 GC Column(1): CLPPest ID: 0.53 (mm) GC Column(2): CLPPestII ID: 0.53 (MM)

ANALYTE	PEAK	RT	RT WINDOW		CONCENTRATION		%D
			FROM	TO	PEAK	MEAN	
Aroclor-1242	1	4.393	4.324	4.464	202.5385	206.305928	
	2	4.531	4.439	4.579	148.8232		
	3	4.861	4.791	4.931	267.5561		
	4						
	5						
COLUMN 1							
	1	4.942	4.871	5.011	198.5941	195.793527	5.4
	2	5.077	5.005	5.145	120.2747		
	3	5.543	5.474	5.614	268.5118		
	4						
5							
COLUMN 2							
	1	4.678	4.608	4.748	180.5672	164.845133	
	2	5.273	5.203	5.343	150.7306		
	3	5.463	5.395	5.535	163.2375		
	4						
5							
Aroclor-1248							
	1	5.676	5.607	5.747	163.9749	154.497121	6.7
	2	6.003	5.933	6.073	160.4607		
	3	6.270	6.200	6.340	139.0558		
	4						
5							
COLUMN 2							
	1	5.863	5.795	5.935	70.4966	64.504358	
	2	6.164	6.096	6.236	69.5770		
	3	6.689	6.619	6.759	53.4395		
	4						
5							
Aroclor-1254							
	1	6.208	6.135	6.275	65.3006	67.729875	5.0
	2	6.760	6.689	6.829	68.1540		
	3	7.037	6.967	7.107	69.7351		
	4						
5							
COLUMN 2							

At least 3 peaks for each column are required for identification of multicomponent analytes

~~PRELIMINARY~~  
 Data contained within this report has undergone preliminary review but may be subject to change pending final QA/QC review.

10C - FORM X ARO  
 IDENTIFICATION SUMMARY  
 FOR MULTICOMPONENT ANALYTES

EPA SAMPLE NO.

E3P14

Lab Name: MITKEM LABORATORIES Contract: EP-W-05-030  
 Lab Code: MITKEM Case No.: 38947 Mod. Ref No.: SDG No.: E3P11  
 Lab Sample ID: H1705-13A Date(s) Analyzed: 09/05/2009 09/05/2009  
 Instrument ID (1): E3 Instrument ID (2): E3  
 GC Column(1): CLPPest ID: 0.53 (mm) GC Column(2): CLPPestII ID: 0.53 (MM)

ANALYTE	PEAK	RT	RT WINDOW		CONCENTRATION		%D
			FROM	TO	PEAK	MEAN	
Aroclor-1248	1	4.678	4.608	4.748	1828.2146	2289.086909	
	2	5.275	5.203	5.343	2469.5803		
COLUMN 1	3	5.466	5.395	5.535	2569.4658		
	4						
	5						
COLUMN 2	1	5.677	5.607	5.747	2113.4563	2282.013212	0.3
	2	6.004	5.933	6.073	2331.7957		
	3	6.269	6.200	6.340	2400.7876		
	4						
	5						
Aroclor-1254	1	5.864	5.795	5.935	1141.6345	1010.700676	
	2	6.166	6.096	6.236	1193.6767		
COLUMN 1	3	6.708	6.619	6.759	696.7909		
	4						
	5						
COLUMN 2	1	6.212	6.135	6.275	1031.0660	1047.157310	3.6
	2	6.761	6.689	6.829	1021.9627		
	3	7.039	6.967	7.107	1088.4431		
	4						
	5						

At least 3 peaks for each column are required for identification of multicomponent analytes

**PRELIMINARY**  
 Data contained within this report has undergone preliminary review but may be subject to change pending final QA/QC review.

10C - FORM X ARO  
 IDENTIFICATION SUMMARY  
 FOR MULTICOMPONENT ANALYTES

EPA SAMPLE NO.

E3P14DL

Lab Name: MITKEM LABORATORIES Contract: EP-W-05-030  
 Lab Code: MITKEM Case No.: 38947 Mod. Ref No.: SDG No.: E3P11  
 Lab Sample ID: H1705-13ADL Date(s) Analyzed: 09/06/2009 09/06/2009  
 Instrument ID (1): E3 Instrument ID (2): E3  
 GC Column(1): CLPPest ID: 0.53 (mm) GC Column(2): CLPPestII ID: 0.53 (MM)

ANALYTE	PEAK	RT	RT WINDOW		CONCENTRATION		%D
			FROM	TO	PEAK	MEAN	
Aroclor-1248	1	4.681	4.608	4.748	2694.0007	2994.275895	
	2	5.277	5.203	5.343	3102.7327		
COLUMN 1	3	5.468	5.395	5.535	3186.0943		
	4						
	5						
COLUMN 2	1	5.678	5.607	5.747	2667.6417	2842.814401	5.3
	2	6.003	5.933	6.073	3034.2794		
	3	6.270	6.200	6.340	2826.5221		
	4						
	5						
Aroclor-1254	1	5.867	5.795	5.935	1386.6492	1188.020753	
	2	6.168	6.096	6.236	1399.9345		
COLUMN 1	3	6.702	6.619	6.759	777.4786		
	4						
	5						
COLUMN 2	1	6.210	6.135	6.275	1239.7018	1285.257606	8.2
	2	6.761	6.689	6.829	1260.5951		
	3	7.038	6.967	7.107	1355.4759		
	4						
	5						

At least 3 peaks for each column are required for identification of multicomponent analytes

**PRELIMINARY**  
 Data contained within this report has undergone preliminary review but may be subject to change pending final QA/QC review.

10C - FORM X ARO  
IDENTIFICATION SUMMARY  
FOR MULTICOMPONENT ANALYTES

EPA SAMPLE NO.

E3P15

Lab Name: MITKEM LABORATORIES Contract: EP-W-05-030  
 Lab Code: MITKEM Case No.: 38947 Mod. Ref No.: SDG No.: E3P11  
 Lab Sample ID: H1705-14A Date(s) Analyzed: 09/05/2009 09/05/2009  
 Instrument ID (1): E3 Instrument ID (2): E3  
 GC Column(1): CLPPest ID: 0.53 (mm) GC Column(2): CLPPestII ID: 0.53 (MM)

ANALYTE	PEAK	RT	RT WINDOW		CONCENTRATION		%D
			FROM	TO	PEAK	MEAN	
Aroclor-1248	1	4.679	4.608	4.748	192.7167	184.233895	
	2	5.273	5.203	5.343	163.4854		
COLUMN 1	3	5.461	5.395	5.535	196.4996		
	4						
	5						
COLUMN 2	1	5.678	5.607	5.747	171.0560	168.258212	9.5
	2	6.003	5.933	6.073	184.3142		
	3	6.272	6.200	6.340	149.4044		
	4						
	5						
Aroclor-1254	1	5.864	5.795	5.935	128.2592	99.540451	
	2	6.164	6.096	6.236	108.8982		
COLUMN 1	3	6.691	6.619	6.759	61.4639		
	4						
	5						
COLUMN 2	1	6.213	6.135	6.275	103.5119	108.516013	9.0
	2	6.760	6.689	6.829	118.1396		
	3	7.037	6.967	7.107	103.8965		
	4						
	5						

At least 3 peaks for each column are required for identification of multicomponent analytes

~~PRELIMINARY~~  
 Data contained within this report has undergone preliminary review but may be subject to change pending final QA/QC review.

10C - FORM X ARO  
 IDENTIFICATION SUMMARY  
 FOR MULTICOMPONENT ANALYTES

EPA SAMPLE NO.

E3P17

Lab Name: MITKEM LABORATORIES Contract: EP-W-05-030  
 Lab Code: MITKEM Case No.: 38947 Mod. Ref No.: SDG No.: E3P11  
 Lab Sample ID: H1705-16A Date(s) Analyzed: 09/05/2009 09/05/2009  
 Instrument ID (1): E3 Instrument ID (2): E3  
 GC Column(1): CLPPest ID: 0.53 (mm) GC Column(2): CLPPestII ID: 0.53 (MM)

ANALYTE	PEAK	RT	RT WINDOW		CONCENTRATION		%D
			FROM	TO	PEAK	MEAN	
Aroclor-1242	1	4.395	4.324	4.464	53.1705	76.686977	
	2	4.537	4.439	4.579	103.0621		
	3	4.862	4.791	4.931	73.8283		
4							
5							
COLUMN 1	1	4.942	4.871	5.011	55.7807	55.260503	38.8
	2	5.077	5.005	5.145	35.1935		
	3	5.544	5.474	5.614	74.8073		
	4						
	5						
COLUMN 2	1	4.942	4.871	5.011	55.7807	55.260503	38.8
	2	5.077	5.005	5.145	35.1935		
	3	5.544	5.474	5.614	74.8073		
	4						
	5						

At least 3 peaks for each column are required for identification of multicomponent analytes

**PRELIMINARY**  
 Data contained within this report has undergone preliminary review but may be subject to change pending final QA/QC review.

10C - FORM X ARO  
 IDENTIFICATION SUMMARY  
 FOR MULTICOMPONENT ANALYTES

EPA SAMPLE NO.

E3P21

Lab Name: MITKEM LABORATORIES Contract: EP-W-05-030  
 Lab Code: MITKEM Case No.: 38947 Mod. Ref No.: SDG No.: E3P11  
 Lab Sample ID: H1705-04A Date(s) Analyzed: 09/06/2009 09/06/2009  
 Instrument ID (1): E3 Instrument ID (2): E3  
 GC Column(1): CLPPest ID: 0.53 (mm) GC Column(2): CLPPestII ID: 0.53 (MM)

ANALYTE	PEAK	RT	RT WINDOW		CONCENTRATION		%D
			FROM	TO	PEAK	MEAN	
Aroclor-1248	1	4.681	4.608	4.748	4025.9871	4718.509910	
	2	5.277	5.203	5.343	4773.2379		
COLUMN 1	3	5.466	5.395	5.535	5356.3048		
	4						
	5						
COLUMN 2	1	5.676	5.607	5.747	4292.5764		
	2	6.003	5.933	6.073	4873.7480		
	3	6.269	6.200	6.340	4601.0289		
	4						
	5						
Aroclor-1254	1	5.867	5.795	5.935	2759.6536	2537.231926	
	2	6.168	6.096	6.236	2930.9886		
COLUMN 1	3	6.695	6.619	6.759	1921.0535		
	4						
	5						
COLUMN 2	1	6.208	6.135	6.275	2309.6567		
	2	6.759	6.689	6.829	2650.8644		
	3	7.037	6.967	7.107	2829.8509		
	4						
	5						
					2596.790668	2.3	

At least 3 peaks for each column are required for identification of multicomponent analytes

~~PRELIMINARY~~  
 Data contained within this report has undergone preliminary review but may be subject to change pending final QA/QC review.

10C - FORM X ARO  
IDENTIFICATION SUMMARY  
FOR MULTICOMPONENT ANALYTES

EPA SAMPLE NO.

E3P21DL

Lab Name: MITKEM LABORATORIES Contract: EP-W-05-030  
 Lab Code: MITKEM Case No.: 38947 Mod. Ref No.: SDG No.: E3P11  
 Lab Sample ID: H1705-04ADL Date(s) Analyzed: 09/06/2009 09/06/2009  
 Instrument ID (1): E3 Instrument ID (2): E3  
 GC Column(1): CLPPest ID: 0.53 (mm) GC Column(2): CLPPestII ID: 0.53 (MM)

ANALYTE	PEAK	RT	RT WINDOW		CONCENTRATION		%D
			FROM	TO	PEAK	MEAN	
Aroclor-1248	1	4.681	4.608	4.748	5605.9741	6058.394138	
	2	5.277	5.203	5.343	5860.3074		
COLUMN 1	3	5.465	5.395	5.535	6708.9009		
	4						
	5						
COLUMN 2	1	5.678	5.607	5.747	5285.2220		
	2	6.003	5.933	6.073	6137.2940		
	3	6.271	6.200	6.340	5376.7215		
	4						
	5						
					5599.745833	8.2	
Aroclor-1254	1	5.868	5.795	5.935	3352.9828	3064.334881	
	2	6.168	6.096	6.236	3512.5457		
COLUMN 1	3	6.694	6.619	6.759	2327.4762		
	4						
	5						
COLUMN 2	1	6.207	6.135	6.275	2883.1928		
	2	6.760	6.689	6.829	3216.2048		
	3	7.037	6.967	7.107	3475.3093		
	4						
	5						
					3191.568956	4.2	

At least 3 peaks for each column are required for identification of multicomponent analytes

~~CONFIDENTIAL~~  
 Data contained within this report has undergone preliminary review but may be subject to change pending final QA/QC review.

10C - FORM X ARO  
 IDENTIFICATION SUMMARY  
 FOR MULTICOMPONENT ANALYTES

EPA SAMPLE NO.

E3P22

Lab Name: MITKEM LABORATORIES Contract: EP-W-05-030  
 Lab Code: MITKEM Case No.: 38947 Mod. Ref No.: SDG No.: E3P11  
 Lab Sample ID: H1705-05A Date(s) Analyzed: 09/05/2009 09/05/2009  
 Instrument ID (1): E3 Instrument ID (2): E3  
 GC Column(1): CLPPest ID: 0.53 (mm) GC Column(2): CLPPestII ID: 0.53 (MM)

ANALYTE	PEAK	RT	RT WINDOW		CONCENTRATION		%D
			FROM	TO	PEAK	MEAN	
Aroclor-1254	1	5.867	5.795	5.935	946.6866	953.493691	
	2	6.168	6.096	6.236	1055.0608		
COLUMN 1	3	6.694	6.619	6.759	858.7337		
	4						
	5						
COLUMN 2	1	6.213	6.135	6.275	828.2851	875.117235	9.0
	2	6.763	6.689	6.829	856.7390		
	3	7.041	6.967	7.107	940.3276		
	4						
	5						

At least 3 peaks for each column are required for identification of multicomponent analytes

Data contained within this report has undergone preliminary review but may be subject to change pending final QA/QC review.



10C - FORM X ARO  
IDENTIFICATION SUMMARY  
FOR MULTICOMPONENT ANALYTES

EPA SAMPLE NO.

E3P22DL

Lab Name: MITKEM LABORATORIES Contract: EP-W-05-030  
 Lab Code: MITKEM Case No.: 38947 Mod. Ref No.: SDG No.: E3P11  
 Lab Sample ID: H1705-05ADL Date(s) Analyzed: 09/06/2009 09/06/2009  
 Instrument ID (1): E3 Instrument ID (2): E3  
 GC Column(1): CLPPest ID: 0.53 (mm) GC Column(2): CLPPestII ID: 0.53 (MM)

ANALYTE	PEAK	RT	RT WINDOW		CONCENTRATION		%D
			FROM	TO	PEAK	MEAN	
Aroclor-1248	1	4.676	4.608	4.748	919.3681	1204.913674	
	2	5.256	5.203	5.343	1012.3071		
COLUMN 1	3	5.462	5.395	5.535	1683.0659		
	4						
	5						
COLUMN 2	1	5.679	5.607	5.747	696.8779		
	2	6.003	5.933	6.073	1234.5388		
	3	6.274	6.200	6.340	1007.5170		
	4						
	5						
Aroclor-1254	1	5.869	5.795	5.935	1084.2325	1097.904949	
	2	6.169	6.096	6.236	1221.3471		
COLUMN 1	3	6.696	6.619	6.759	988.1352		
	4						
	5						
COLUMN 2	1	6.210	6.135	6.275	1001.8171		
	2	6.761	6.689	6.829	1031.0099		
	3	7.038	6.967	7.107	1155.0027		
	4						
	5						
					1062.609897	3.3	

At least 3 peaks for each column are required for identification of multicomponent analytes

**PRELIMINARY**  
 Data contained within this report has undergone preliminary review but may be subject to change pending final QA/QC review.

10C - FORM X ARO  
 IDENTIFICATION SUMMARY  
 FOR MULTICOMPONENT ANALYTES

EPA SAMPLE NO.

E3P30

Lab Name: MITKEM LABORATORIES Contract: EP-W-05-030  
 Lab Code: MITKEM Case No.: 38947 Mod. Ref No.: SDG No.: E3P11  
 Lab Sample ID: H1705-07A Date(s) Analyzed: 09/05/2009 09/05/2009  
 Instrument ID (1): E3 Instrument ID (2): E3  
 GC Column(1): CLPPest ID: 0.53 (mm) GC Column(2): CLPPestII ID: 0.53 (MM)

ANALYTE	PEAK	RT	RT WINDOW		CONCENTRATION		%D
			FROM	TO	PEAK	MEAN	
Aroclor-1248	1	4.678	4.608	4.748	350.1522	409.494184	
	2	5.269	5.203	5.343	372.2017		
COLUMN 1	3	5.463	5.395	5.535	506.1286		
	4						
	5						
COLUMN 2	1	5.680	5.607	5.747	320.2105	383.819189	6.7
	2	6.006	5.933	6.073	444.0134		
	3	6.274	6.200	6.340	387.2336		
	4						
	5						
Aroclor-1254	1	5.867	5.795	5.935	310.2730	280.927815	
	2	6.168	6.096	6.236	318.3457		
COLUMN 1	3	6.694	6.619	6.759	214.1648		
	4						
	5						
COLUMN 2	1	6.219	6.135	6.275	327.3817	307.965357	9.6
	2	6.764	6.689	6.829	295.8972		
	3	7.043	6.967	7.107	300.6172		
	4						
	5						

At least 3 peaks for each column are required for identification of multicomponent analytes

~~CONFIDENTIAL~~ **PRELIMINARY** ~~CONFIDENTIAL~~  
 Data contained within this report has undergone preliminary review but may be subject to change pending final QA/QC review.



Contract Laboratory Program

### Sample Delivery Group (SDG)

#### Cover Sheet

SDG Number E3P11

Laboratory Name	<u>Mitkem Laboratories</u>	Lab Code	<u>MITKEM</u>
Contract No.	<u>EP-W-05-030</u>	Case No.	<u>38947</u>
Analysis Price	<u>\$437</u>	SDG Turnaround	<u>21 days with PR</u>

#### EPA Sample Numbers in SDG (Listed in Numerical Order)

01) E3P07	08) E3P12	15) E3P19	22) E3P35
02) E3P07MS	09) E3P13	16) E3P20	/
03) E3P07MSD	10) E3P14	17) E3P21	
04) E3P08	11) E3P15	18) E3P22	
05) E3P09	12) E3P16	19) E3P23	
06) E3P10	13) E3P17	20) E3P30	
07) E3P11	14) E3P18	21) E3P31	

First Sample in SDG

E3P11

Last Sample in SDG

E3P35

First Sample Receipt Date

09/03/2009

Last Sample Receipt Date

09/04/2009

Note: There are a maximum of 20 field samples [excluding Performance Evaluation (PE) samples in an SDG. Attach the TR/COC Records to this form in alphanumeric order (the order listed above on this form).

Signature

Date 09/08/2009

Modified Analysis 1760.0



# USEPA Contract Laboratory Program Organic Traffic Report & Chain of Custody Record

Case No: 38947  
DAS No: 09CK16  
SDG No: E 3P11


**L**

Date Shipped: 9/2/2009		Sampler Signature: <i>Shannon Goss</i>	
Carrier Name: FedEx		Received By: <i>Shannon Goss</i>	
Airbill: 8671 5100 6173		Date / Time: 9/2/09 9:05	
Shipped to: Spectrum Analytical 175 Metro Center Blvd. Warwick RI 02886 (401) 732-3400		Date / Time: 9/2/09 1700	
1		2	
3		4	

**For Lab Use Only**  
Lab Contract No: EP-W-05-030  
Unit Price: \$437  
Transfer To: -  
Lab Contract No: -  
Unit Price: -

ORGANIC SAMPLE No.	MATRIX/ SAMPLER	CONC/ TYPE	ANALYSIS/ TURNAROUND	TAG No./ PRESERVATIVE/ Bottles	STATION LOCATION	SAMPLE COLLECT DATE/TIME	FOR LAB USE ONLY SAMPLE No.
01 E3P11	Soil/Sediment/ Greene, Raddeman Hodach, Unger, Shekoski	L/G	PAHs (21), PCBs (sed) (21)	5C-119973 (Ice Only), 5C-119974 (Ice Only) (2)	KK-SD066-A	S: 9/2/2009	9:48
02 E3P12	Soil/Sediment/ Greene, Raddeman Hodach, Unger, Shekoski	L/G	PAHs (21), PCBs (sed) (21)	5C-119975 (Ice Only), 5C-119976 (Ice Only) (2)	KK-SD066-B	S: 9/2/2009	9:50
03 E3P13	Soil/Sediment/ Greene, Raddeman Hodach, Unger, Shekoski	L/G	PAHs (21), PCBs (sed) (21)	5C-119977 (Ice Only), 5C-119978 (Ice Only) (2)	KK-SD066-N	S: 9/2/2009	9:52
04 E3P21	Soil/Sediment/ Greene, Raddeman Hodach, Unger, Shekoski	L/G	PAHs (21), PCBs (sed) (21)	5C-119993 (Ice Only), 5C-119994 (Ice Only) (2)	KK-SD069-A	S: 9/2/2009	12:40
05 E3P22	Soil/Sediment/ Greene, Raddeman Hodach, Unger, Shekoski	L/G	PAHs (21), PCBs (sed) (21)	5C-119995 (Ice Only), 5C-119996 (Ice Only) (2)	KK-SD069-B	S: 9/2/2009	12:42
06 E3P23	Soil/Sediment/ Greene, Raddeman Hodach, Unger, Shekoski	L/G	PAHs (21), PCBs (sed) (21)	5C-119997 (Ice Only), 5C-119998 (Ice Only) (2)	KK-SD069-N	S: 9/2/2009	12:45

OK



OK

Shipment for Case Complete?	Sample(s) to be used for laboratory QC: E3P25	Additional Sampler Signature(s):	Cooler Temperature Upon Receipt: 5°C	Chain of Custody Seal Number: 165055 & 105056
Analysis Key: PAHs = PAHs, PCBs (sed) = PCBs (sed)	Concentration: L = Low, M = Low/Medium, H = High Type/Designate: Composite = C, Grab = G			Custody Seal Intact? <input checked="" type="checkbox"/> Shipment Iced? <input checked="" type="checkbox"/>



**USEPA Contract Laboratory Program  
Organic Traffic Report & Chain of Custody Record**

Case No: 38947  
DAS No: 09CK16  
SDG No: E3P11

For Lab Use Only  
Lab Contract No: EP-W-05-030  
Unit Price: \$437  
Transfer To: -  
Lab Contract No: -  
Unit Price: -

Date Shipped: 9/2/2009  
Carrier Name: FedEx  
Airbill: 867151006173  
Shipped to: Spectrum Analytical  
175 Metro Center Blvd.  
Warwick RI 02886  
(401)732-3400

Chain of Custody Record

Relinquished By	(Date / Time)	Sampler Signature Received By	(Date / Time)
1. <i>Sharon Dore</i>	9/2/09 1700	<i>Valencia Gendron</i>	9/3/09 9:05
2.			
3.			
4.			

ORGANIC SAMPLE No.	MATRIX/ SAMPLER	CONC/ TYPE	ANALYSIS/ TURNOVER	TAG No./ PRESERVATIVE/ Bottles	STATION LOCATION	SAMPLE COLLECT DATE/TIME	FOR LAB USE ONLY Sample Condition On Receipt
07	Soil/Sediment/ Greene, Raddeman Hodach, Unger, Shekoski	L/G	PAHs (21), PCBs (sed) (21)	5C-125211 (Ice Only), 5C-125212 (Ice Only) (2)	KK-SD069-FR2-B	S: 9/1/2009 13:37	OK
08	Soil/Sediment/ Greene, Raddeman Hodach, Unger, Shekoski	L/G	PAHs (21), PCBs (sed) (21)	5C-125213 (Ice Only), 5C-125214 (Ice Only) (2)	KK-SD069-FR2-N	S: 9/2/2009 13:39	OK

Shipment for Case Complete?

Analysis Key: PAHs = PAHs, PCBs (sed) = PCBs (sed)

Sample(s) to be used for laboratory QC: E3P25

Concentration: L = Low, M = Low/Medium, H = High

Additional Sampler Signature(s):

Cooler Temperature Upon Receipt: 5°C

Chain of Custody Seal Number: 105055 + 105056

Custody Seal Intact?  Shipment Iced?



# USEPA Contract Laboratory Program Organic Traffic Report & Chain of Custody Record

Case No: 38947  
DAS No: 09CK16  
SDG No: E3P11

FOR LAB USE ONLY  
Lab Contract No: EP-W-05-03D  
Unit Price: \$ 437  
Transfer To: -  
Lab Contract No: -  
Unit Price: -

Date Shipped: 9/3/2009  
Carrier Name: FedEx  
Airbill: 8671 5100 6184  
Shipped to: Spectrum Analytical  
175 Metro Center Blvd.  
Warwick RI 02886  
(401) 732-3400

Chain of Custody Record

Relinquished By	(Date / Time)	Sampler Signature	Received By	(Date / Time)
<i>[Signature]</i>	9/3/2009 11:15	<i>[Signature]</i>	<i>[Signature]</i>	9/14/09 9:15
2				
3				
4				

ORGANIC SAMPLE No.	MATRIX/ SAMPLER	CONC/ TYPE	ANALYSIS/ TURNAROUND	TAG No./ PRESERVATIVE/ Bottles	STATION LOCATION	SAMPLE COLLECT DATE/TIME	INORGANIC SAMPLE No.	FOR LAB USE ONLY Sample Condition On Receipt
09 E3P07	Soil/Sediment/ Greene, Raddeman Hodach, Unger, Shekoski	L/G	PAHs (21), PCBs (sed) (21)	5C-119965 (Ice Only), 5C-119966 (Ice Only) (2)	KK-SD064-A	S: 9/2/2009		OK
10 E3P08	Soil/Sediment/ Greene, Raddeman Hodach, Unger, Shekoski	L/G	PAHs (21), PCBs (sed) (21)	5C-119967 (Ice Only), 5C-119968 (Ice Only) (2)	KK-SD064-B	S: 9/2/2009		
11 E3P09	Soil/Sediment/ Greene, Raddeman Hodach, Unger, Shekoski	L/G	PAHs (21), PCBs (sed) (21)	5C-119969 (Ice Only), 5C-119970 (Ice Only) (2)	KK-SD064-N	S: 9/2/2009		
10 E3P10	Soil/Sediment/ Greene, Raddeman Hodach, Unger, Shekoski	L/G	PAHs (21), PCBs (sed) (21)	5C-119971 (Ice Only), 5C-119972 (Ice Only) (2)	KK-SD064-NFD	S: 9/2/2009		
13 E3P14	Soil/Sediment/ Greene, Raddeman Hodach, Unger, Shekoski	L/G	PAHs (21), PCBs (sed) (21)	5C-119979 (Ice Only), 5C-119980 (Ice Only) (2)	KK-SD067-A	S: 9/2/2009		
14 E3P15	Soil/Sediment/ Greene, Raddeman Hodach, Unger, Shekoski	L/G	PAHs (21), PCBs (sed) (21)	5C-119981 (Ice Only), 5C-119982 (Ice Only) (2)	KK-SD067-B	S: 9/2/2009		OK

Shipment for Case Complete Y/N

Analysis Key: PAHs = PAHs, PCBs (sed) = PCBs (sed)

Sample(s) to be used for laboratory QC: E3P07

Concentration: L = Low, M = Low/Medium, H = High

Additional Sampler Signature(s):

Chain of Custody Seal Number: 105061-105062

Cooler Temperature Upon Receipt: 7°C

Custody Seal Intact?  Shipment Iced?



# USEPA Contract Laboratory Program Organic Traffic Report & Chain of Custody Record

Case No: 38947  
DAS No: 09CK16  
SDG No: E3P11

**L**

Date Shipped: 9/3/2009		Sampler Signature: <i>Shawanna M. Unge</i>	
Carrier Name: FedEx		Received By (Dated Time): <i>Shawanna M. Unge 9/14/09 9:15</i>	
Airbill: 8671 5100 6184		Lab Contract No: EP-N-05-030	
Shipped to: Spectrum Analytical 175 Metro Center Blvd. Warwick RI 02886 (401) 732-3400		Unit Price: \$437	
2		Transfer To: —	
3		Lab Contract No: —	
4		Unit Price: —	

ORGANIC SAMPLE NO.	MATRIX/ SAMPLER	CONC/ TYPE	ANALYSIS/ TURNAROUND	TAG No/ PRESERVATIVE/ Bottles	STATION LOCATION	SAMPLE COLLECT DATE/TIME	FOR LAB USE ONLY SAMPLE No.
15 E3P16	Soil/Sediment/ Greene, Raddeman	L/G	PAHs (21), PCBs (sed) (21)	5C-119983 (Ice Only), 5C-119984 (Ice Only) (2)	KK-SD067-N	S: 9/2/2009	14:47
16 E3P17	Hodach, Unger, Shekoski	L/G	PAHs (21), PCBs (sed) (21)	5C-119985 (Ice Only), 5C-119986 (Ice Only) (2)	KK-SD068-A	S: 9/2/2009	14:05
17 E3P18	Soil/Sediment/ Greene, Raddeman	L/G	PAHs (21), PCBs (sed) (21)	5C-119987 (Ice Only), 5C-119988 (Ice Only) (2)	KK-SD068-B	S: 9/2/2009	14:07
18 E3P19	Hodach, Unger, Shekoski	L/G	PAHs (21), PCBs (sed) (21)	5C-119989 (Ice Only), 5C-119990 (Ice Only) (2)	KK-SD068-N	S: 9/2/2009	14:10
19 E3P20	Soil/Sediment/ Greene, Raddeman	L/G	PAHs (21), PCBs (sed) (21)	5C-119991 (Ice Only), 5C-119992 (Ice Only) (2)	KK-SD068-NFD	S: 9/2/2009	14:12
20 E3P35	Hodach, Unger, Shekoski	L/G	PAHs (21), PCBs (sed) (21)	5C-125224 (Ice Only), 5C-125225 (Ice Only) (2)	KK-SD060-FR1-N	S: 9/3/2009	9:20

OK → OK

SDG - Final Sample

Shipment for Case Complete? N	Sample(s) to be used for laboratory QC: E3P07	Additional Sampler Signature(s):	Cooler Temperature Upon Receipt: 7°C	Chain of Custody Seal Number: 105 061-105062
Analysis Key: PAHs = PAHs, PCBs (sed) = PCBs (sed)	Concentration: L = Low, M = Low/Medium, H = High	Type/Designate: Composite = C, Grab = G	Custody Seal Intact? <input checked="" type="checkbox"/>	Shipment Iced? <input checked="" type="checkbox"/>

1D - FORM I SV-1  
SEMIVOLATILE ORGANICS ANALYSIS DATA SHEET

EPA SAMPLE NO.

E3P07

Lab Name: MITKEM LABORATORIES Contract: EP-W-05-030  
 Lab Code: MITKEM Case No.: 38947 Mod. Ref No.: 1760.0 SDG No.: E3P11  
 Matrix: (SOIL/SED/WATER) SOIL Lab Sample ID: H1705-09A  
 Sample wt/vol: 30.0 (g/mL) G Lab File ID: S3F9738.D  
 Level: (LOW/MED) LOW Extraction: (Type) SONC  
 % Moisture: 39 Decanted: (Y/N) N Date Received: 09/04/2009  
 Concentrated Extract Volume: 500 (uL) Date Extracted: 09/04/2009  
 Injection Volume: 2.0 (uL) GPC Factor: 2.00 Date Analyzed: 09/07/2009  
 GPC Cleanup: (Y/N) Y pH: 7.6 Dilution Factor: 1.0

CAS NO.	COMPOUND	CONCENTRATION UNITS:	
		(ug/L or ug/Kg)	UG/KG
91-20-3	Naphthalene	280	U
91-57-6	2-Methylnaphthalene	280	U
208-96-8	Acenaphthylene	280	U
83-32-9	Acenaphthene	280	U

**PRELIMINARY**



1E - FORM I SV-2  
SEMIVOLATILE ORGANICS ANALYSIS DATA SHEET

EPA SAMPLE NO.

E3P07

Lab Name: MITKEM LABORATORIES Contract: EP-W-05-030  
 Lab Code: MITKEM Case No.: 38947 Mod. Ref No.: 1760.0 SDG No.: E3P11  
 Matrix: (SOIL/SED/WATER) SOIL Lab Sample ID: H1705-09A  
 Sample wt/vol: 30.0 (g/mL) G Lab File ID: S3F9738.D  
 Level: (LOW/MED) LOW Extraction: (Type) SONC  
 % Moisture: 39 Decanted: (Y/N) N Date Received: 09/04/2009  
 Concentrated Extract Volume: 500 (uL) Date Extracted: 09/04/2009  
 Injection Volume: 2.0 (uL) GPC Factor: 2.00 Date Analyzed: 09/07/2009  
 GPC Cleanup: (Y/N) Y pH: 7.6 Dilution Factor: 1.0

CAS NO.	COMPOUND	CONCENTRATION UNITS:		Q
		(ug/L or ug/Kg)	UG/KG	
86-73-7	Fluorene		280	U
85-01-8	Phenanthrene		130	J
120-12-7	Anthracene		280	U
206-44-0	Fluoranthene		180	J
129-00-0	Pyrene		140	J
56-55-3	Benzo(a)anthracene		64	J
218-01-9	Chrysene		75	J
205-99-2	Benzo(b)fluoranthene		99	J
207-08-9	Benzo(k)fluoranthene		280	U
50-32-8	Benzo(a)pyrene		65	J
193-39-5	Indeno(1,2,3-cd)pyrene		280	U
53-70-3	Dibenzo(a,h)anthracene		280	U
191-24-2	Benzo(g,h,i)perylene		280	U

(1) Cannot be separated from Diphenylamine

**PRELIMINARY**

1D - FORM I SV-1  
SEMIVOLATILE ORGANICS ANALYSIS DATA SHEET

EPA SAMPLE NO.

E3P07MS

Lab Name: MITKEM LABORATORIES Contract: EP-W-05-030  
 Lab Code: MITKEM Case No.: 38947 Mod. Ref No.: 1760.0 SDG No.: E3P11  
 Matrix: (SOIL/SED/WATER) SOIL Lab Sample ID: H1705-09AMS  
 Sample wt/vol: 30.7 (g/mL) G Lab File ID: S3F9739.D  
 Level: (LOW/MED) LOW Extraction: (Type) SONC  
 % Moisture: 39 Decanted: (Y/N) N Date Received: 09/04/2009  
 Concentrated Extract Volume: 500 (uL) Date Extracted: 09/04/2009  
 Injection Volume: 2.0 (uL) GPC Factor: 2.00 Date Analyzed: 09/07/2009  
 GPC Cleanup: (Y/N) Y pH: 7.6 Dilution Factor: 1.0

CAS NO.	COMPOUND	CONCENTRATION UNITS:		Q
		(ug/L or ug/Kg)	UG/KG	
91-20-3	Naphthalene		270	U
91-57-6	2-Methylnaphthalene		270	U
208-96-8	Acenaphthylene		270	U
83-32-9	Acenaphthene		1000	

PRELIMINARY

1E - FORM I SV-2  
SEMIVOLATILE ORGANICS ANALYSIS DATA SHEET

EPA SAMPLE NO.

E3P07MS

Lab Name: MITKEM LABORATORIES Contract: EP-W-05-030  
 Lab Code: MITKEM Case No.: 38947 Mod. Ref No.: 1760.0 SDG No.: E3P11  
 Matrix: (SOIL/SED/WATER) SOIL Lab Sample ID: H1705-09AMS  
 Sample wt/vol: 30.7 (g/mL) G Lab File ID: S3F9739.D  
 Level: (LOW/MED) LOW Extraction: (Type) SONC  
 % Moisture: 39 Decanted: (Y/N) N Date Received: 09/04/2009  
 Concentrated Extract Volume: 500 (uL) Date Extracted: 09/04/2009  
 Injection Volume: 2.0 (uL) GPC Factor: 2.00 Date Analyzed: 09/07/2009  
 GPC Cleanup: (Y/N) Y pH: 7.6 Dilution Factor: 1.0

CAS NO.	COMPOUND	CONCENTRATION UNITS:	
		(ug/L or ug/Kg)	UG/KG
86-73-7	Fluorene	270	U
85-01-8	Phenanthrene	220	J
120-12-7	Anthracene	270	U
206-44-0	Fluoranthene	290	
129-00-0	Pyrene	910	
56-55-3	Benzo(a)anthracene	110	J
218-01-9	Chrysene	120	J
205-99-2	Benzo(b)fluoranthene	160	J
207-08-9	Benzo(k)fluoranthene	43	J
50-32-8	Benzo(a)pyrene	110	J
193-39-5	Indeno(1,2,3-cd)pyrene	61	J
53-70-3	Dibenzo(a,h)anthracene	270	U
191-24-2	Benzo(g,h,i)perylene	77	J

(1) Cannot be separated from Diphenylamine

**PRELIMINARY**

1D - FORM I SV-1  
SEMIVOLATILE ORGANICS ANALYSIS DATA SHEET

EPA SAMPLE NO.

E3P07MSD

Lab Name: MITKEM LABORATORIES Contract: EP-W-05-030  
 Lab Code: MITKEM Case No.: 38947 Mod. Ref No.: 1760.0 SDG No.: E3P11  
 Matrix: (SOIL/SED/WATER) SOIL Lab Sample ID: H1705-09AMSD  
 Sample wt/vol: 30.4 (g/mL) G Lab File ID: S3F9740.D  
 Level: (LOW/MED) LOW Extraction: (Type) SONC  
 % Moisture: 39 Decanted: (Y/N) N Date Received: 09/04/2009  
 Concentrated Extract Volume: 500 (uL) Date Extracted: 09/04/2009  
 Injection Volume: 2.0 (uL) GPC Factor: 2.00 Date Analyzed: 09/07/2009  
 GPC Cleanup: (Y/N) Y pH: 7.6 Dilution Factor: 1.0

CAS NO.	COMPOUND	CONCENTRATION UNITS:	
		(ug/L or ug/Kg)	UG/KG
91-20-3	Naphthalene	280	U
91-57-6	2-Methylnaphthalene	280	U
208-96-8	Acenaphthylene	280	U
83-32-9	Acenaphthene	1400	

**PRELIMINARY**

1E - FORM I SV-2  
SEMIVOLATILE ORGANICS ANALYSIS DATA SHEET

EPA SAMPLE NO.

E3P07MSD

Lab Name: MITKEM LABORATORIES Contract: EP-W-05-030  
 Lab Code: MITKEM Case No.: 38947 Mod. Ref No.: 1760.0 SDG No.: E3P11  
 Matrix: (SOIL/SED/WATER) SOIL Lab Sample ID: H1705-09AMSD  
 Sample wt/vol: 30.4 (g/mL) G Lab File ID: S3F9740.D  
 Level: (LOW/MED) LOW Extraction: (Type) SONC  
 % Moisture: 39 Decanted: (Y/N) N Date Received: 09/04/2009  
 Concentrated Extract Volume: 500 (uL) Date Extracted: 09/04/2009  
 Injection Volume: 2.0 (uL) GPC Factor: 2.00 Date Analyzed: 09/07/2009  
 GPC Cleanup: (Y/N) Y pH: 7.6 Dilution Factor: 1.0

CAS NO.	COMPOUND	CONCENTRATION UNITS:		Q
		(ug/L or ug/Kg)	UG/KG	
86-73-7	Fluorene		58	J
85-01-8	Phenanthrene		310	
120-12-7	Anthracene		71	J
206-44-0	Fluoranthene		410	
129-00-0	Pyrene		1200	
56-55-3	Benzo(a)anthracene		170	J
218-01-9	Chrysene		170	J
205-99-2	Benzo(b)fluoranthene		200	J
207-08-9	Benzo(k)fluoranthene		85	J
50-32-8	Benzo(a)pyrene		150	J
193-39-5	Indeno(1,2,3-cd)pyrene		89	J
53-70-3	Dibenzo(a,h)anthracene		280	U
191-24-2	Benzo(g,h,i)perylene		100	J

(1) Cannot be separated from Diphenylamine

**PRELIMINARY**

SOM01.2 (6/2007)

1D - FORM I SV-1  
 SEMIVOLATILE ORGANICS ANALYSIS DATA SHEET

EPA SAMPLE NO.

E3P08

Lab Name: MITKEM LABORATORIES Contract: EP-W-05-030  
 Lab Code: MITKEM Case No.: 38947 Mod. Ref No.: 1760.0 SDG No.: E3P11  
 Matrix: (SOIL/SED/WATER) SOIL Lab Sample ID: H1705-10A  
 Sample wt/vol: 31.5 (g/mL) G Lab File ID: S3F9743.D  
 Level: (LOW/MED) LOW Extraction: (Type) SONC  
 % Moisture: 41 Decanted: (Y/N) N Date Received: 09/04/2009  
 Concentrated Extract Volume: 500 (uL) Date Extracted: 09/04/2009  
 Injection Volume: 2.0 (uL) GPC Factor: 2.00 Date Analyzed: 09/07/2009  
 GPC Cleanup: (Y/N) Y pH: 7.6 Dilution Factor: 1.0

CAS NO.	COMPOUND	CONCENTRATION UNITS:	
		(ug/L or ug/Kg)	UG/KG
91-20-3	Naphthalene	270	U
91-57-6	2-Methylnaphthalene	270	U
208-96-8	Acenaphthylene	270	U
83-32-9	Acenaphthene	270	U

**PRELIMINARY**

1E - FORM I SV-2  
SEMIVOLATILE ORGANICS ANALYSIS DATA SHEET

EPA SAMPLE NO.

E3P08

Lab Name: MITKEM LABORATORIES Contract: EP-W-05-030  
 Lab Code: MITKEM Case No.: 38947 Mod. Ref No.: 1760.0 SDG No.: E3P11  
 Matrix: (SOIL/SED/WATER) SOIL Lab Sample ID: H1705-10A  
 Sample wt/vol: 31.5 (g/mL) G Lab File ID: S3F9743.D  
 Level: (LOW/MED) LOW Extraction: (Type) SONC  
 % Moisture: 41 Decanted: (Y/N) N Date Received: 09/04/2009  
 Concentrated Extract Volume: 500 (uL) Date Extracted: 09/04/2009  
 Injection Volume: 2.0 (uL) GPC Factor: 2.00 Date Analyzed: 09/07/2009  
 GPC Cleanup: (Y/N) Y pH: 7.6 Dilution Factor: 1.0

CAS NO.	COMPOUND	CONCENTRATION UNITS:		Q
		(ug/L or ug/Kg)	UG/KG	
86-73-7	Fluorene		270	U
85-01-8	Phenanthrene		330	
120-12-7	Anthracene		69	J
206-44-0	Fluoranthene		510	
129-00-0	Pyrene		410	
56-55-3	Benzo(a)anthracene		190	J
218-01-9	Chrysene		210	J
205-99-2	Benzo(b)fluoranthene		250	J
207-08-9	Benzo(k)fluoranthene		100	J
50-32-8	Benzo(a)pyrene		190	J
193-39-5	Indeno(1,2,3-cd)pyrene		120	J
53-70-3	Dibenzo(a,h)anthracene		270	U
191-24-2	Benzo(g,h,i)perylene		130	J

(1) Cannot be separated from Diphenylamine

**PRELIMINARY**

SOM01.2 (6/2007)

1D - FORM I SV-1  
SEMIVOLATILE ORGANICS ANALYSIS DATA SHEET

EPA SAMPLE NO.

E3P09

Lab Name: MITKEM LABORATORIES Contract: EP-W-05-030  
 Lab Code: MITKEM Case No.: 38947 Mod. Ref No.: 1760.0 SDG No.: E3P11  
 Matrix: (SOIL/SED/WATER) SOIL Lab Sample ID: H1705-11A  
 Sample wt/vol: 31.8 (g/mL) G Lab File ID: S3F9744.D  
 Level: (LOW/MED) LOW Extraction: (Type) SONC  
 % Moisture: 39 Decanted: (Y/N) N Date Received: 09/04/2009  
 Concentrated Extract Volume: 500 (uL) Date Extracted: 09/04/2009  
 Injection Volume: 2.0 (uL) GPC Factor: 2.00 Date Analyzed: 09/07/2009  
 GPC Cleanup: (Y/N) Y pH: 7.7 Dilution Factor: 1.0

CAS NO.	COMPOUND	CONCENTRATION UNITS:		Q
		(ug/L or ug/Kg)	UG/KG	
91-20-3	Naphthalene		260	U
91-57-6	2-Methylnaphthalene		260	U
208-96-8	Acenaphthylene		260	U
83-32-9	Acenaphthene		260	U

**PRELIMINARY**

SOM01.2 (6/2007)



1E - FORM I SV-2  
SEMIVOLATILE ORGANICS ANALYSIS DATA SHEET

EPA SAMPLE NO.

E3P09

Lab Name: MITKEM LABORATORIES Contract: EP-W-05-030  
 Lab Code: MITKEM Case No.: 38947 Mod. Ref No.: 1760.0 SDG No.: E3P11  
 Matrix: (SOIL/SED/WATER) SOIL Lab Sample ID: H1705-11A  
 Sample wt/vol: 31.8 (g/mL) G Lab File ID: S3F9744.D  
 Level: (LOW/MED) LOW Extraction: (Type) SONC  
 % Moisture: 39 Decanted: (Y/N) N Date Received: 09/04/2009  
 Concentrated Extract Volume: 500 (uL) Date Extracted: 09/04/2009  
 Injection Volume: 2.0 (uL) GPC Factor: 2.00 Date Analyzed: 09/07/2009  
 GPC Cleanup: (Y/N) Y pH: 7.7 Dilution Factor: 1.0

CAS NO.	COMPOUND	CONCENTRATION UNITS:	
		(ug/L or ug/Kg)	UG/KG
86-73-7	Fluorene	260	U
85-01-8	Phenanthrene	260	U
120-12-7	Anthracene	260	U
206-44-0	Fluoranthene	260	U
129-00-0	Pyrene	260	U
56-55-3	Benzo(a)anthracene	260	U
218-01-9	Chrysene	260	U
205-99-2	Benzo(b)fluoranthene	260	U
207-08-9	Benzo(k)fluoranthene	260	U
50-32-8	Benzo(a)pyrene	260	U
193-39-5	Indeno(1,2,3-cd)pyrene	260	U
53-70-3	Dibenzo(a,h)anthracene	260	U
191-24-2	Benzo(g,h,i)perylene	260	U

(1) Cannot be separated from Diphenylamine

**PRELIMINARY**

SOM01.2 (6/2007)

1D - FORM I SV-1  
SEMIVOLATILE ORGANICS ANALYSIS DATA SHEET

EPA SAMPLE NO.

E3P10

Lab Name: MITKEM LABORATORIES Contract: EP-W-05-030  
 Lab Code: MITKEM Case No.: 38947 Mod. Ref No.: 1760.0 SDG No.: E3P11  
 Matrix: (SOIL/SED/WATER) SOIL Lab Sample ID: H1705-12A  
 Sample wt/vol: 30.0 (g/mL) G Lab File ID: S3F9745.D  
 Level: (LOW/MED) LOW Extraction: (Type) SONC  
 % Moisture: 40 Decanted: (Y/N) N Date Received: 09/04/2009  
 Concentrated Extract Volume: 500 (uL) Date Extracted: 09/04/2009  
 Injection Volume: 2.0 (uL) GPC Factor: 2.00 Date Analyzed: 09/07/2009  
 GPC Cleanup: (Y/N) Y pH: 7.7 Dilution Factor: 1.0

CAS NO.	COMPOUND	CONCENTRATION UNITS:		Q
		(ug/L or ug/Kg)	UG/KG	
91-20-3	Naphthalene		280	U
91-57-6	2-Methylnaphthalene		280	U
208-96-8	Acenaphthylene		280	U
83-32-9	Acenaphthene		280	U

**PRELIMINARY**

1E - FORM I SV-2  
SEMIVOLATILE ORGANICS ANALYSIS DATA SHEET

EPA SAMPLE NO.

E3P10

Lab Name: MITKEM LABORATORIES Contract: EP-W-05-030  
 Lab Code: MITKEM Case No.: 38947 Mod. Ref No.: 1760.0 SDG No.: E3P11  
 Matrix: (SOIL/SED/WATER) SOIL Lab Sample ID: H1705-12A  
 Sample wt/vol: 30.0 (g/mL) G Lab File ID: S3F9745.D  
 Level: (LOW/MED) LOW Extraction: (Type) SONC  
 % Moisture: 40 Decanted: (Y/N) N Date Received: 09/04/2009  
 Concentrated Extract Volume: 500 (uL) Date Extracted: 09/04/2009  
 Injection Volume: 2.0 (uL) GPC Factor: 2.00 Date Analyzed: 09/07/2009  
 GPC Cleanup: (Y/N) Y pH: 7.7 Dilution Factor: 1.0

CAS NO.	COMPOUND	CONCENTRATION UNITS:		Q
		(ug/L or ug/Kg)	UG/KG	
86-73-7	Fluorene		280	U
85-01-8	Phenanthrene		280	U
120-12-7	Anthracene		280	U
206-44-0	Fluoranthene		280	U
129-00-0	Pyrene		280	U
56-55-3	Benzo(a)anthracene		280	U
218-01-9	Chrysene		280	U
205-99-2	Benzo(b)fluoranthene		280	U
207-08-9	Benzo(k)fluoranthene		280	U
50-32-8	Benzo(a)pyrene		280	U
193-39-5	Indeno(1,2,3-cd)pyrene		280	U
53-70-3	Dibenzo(a,h)anthracene		280	U
191-24-2	Benzo(g,h,i)perylene		280	U

(1) Cannot be separated from Diphenylamine

**PRELIMINARY**

1D - FORM I SV-1  
SEMIVOLATILE ORGANICS ANALYSIS DATA SHEET

EPA SAMPLE NO.

E3P11

Lab Name: MITKEM LABORATORIES Contract: EP-W-05-030  
 Lab Code: MITKEM Case No.: 38947 Mod. Ref No.: 1760.0 SDG No.: E3P11  
 Matrix: (SOIL/SED/WATER) SOIL Lab Sample ID: H1705-01A  
 Sample wt/vol: 31.1 (g/mL) G Lab File ID: S3F9742.D  
 Level: (LOW/MED) LOW Extraction: (Type) SONC  
 % Moisture: 50 Decanted: (Y/N) N Date Received: 09/03/2009  
 Concentrated Extract Volume: 500 (uL) Date Extracted: 09/04/2009  
 Injection Volume: 2.0 (uL) GPC Factor: 2.00 Date Analyzed: 09/07/2009  
 GPC Cleanup: (Y/N) Y pH: 6.8 Dilution Factor: 1.0

CAS NO.	COMPOUND	CONCENTRATION UNITS:	
		(ug/L or ug/Kg)	UG/KG
91-20-3	Naphthalene	330	U
91-57-6	2-Methylnaphthalene	330	U
208-96-8	Acenaphthylene	330	U
83-32-9	Acenaphthene	120	J

**PRELIMINARY**

SOM01.2 (6/2007)

1E - FORM I SV-2  
SEMIVOLATILE ORGANICS ANALYSIS DATA SHEET

EPA SAMPLE NO.

E3P11

Lab Name: MITKEM LABORATORIES Contract: EP-W-05-030  
 Lab Code: MITKEM Case No.: 38947 Mod. Ref No.: 1760.0 SDG No.: E3P11  
 Matrix: (SOIL/SED/WATER) SOIL Lab Sample ID: H1705-01A  
 Sample wt/vol: 31.1 (g/mL) G Lab File ID: S3F9742.D  
 Level: (LOW/MED) LOW Extraction: (Type) SONC  
 % Moisture: 50 Decanted: (Y/N) N Date Received: 09/03/2009  
 Concentrated Extract Volume: 500 (uL) Date Extracted: 09/04/2009  
 Injection Volume: 2.0 (uL) GPC Factor: 2.00 Date Analyzed: 09/07/2009  
 GPC Cleanup: (Y/N) Y pH: 6.8 Dilution Factor: 1.0

CAS NO.	COMPOUND	CONCENTRATION UNITS: (ug/L or ug/Kg)	UG/KG	Q
86-73-7	Fluorene		160	J
85-01-8	Phenanthrene		1100	
120-12-7	Anthracene		220	J
206-44-0	Fluoranthene		2000	
129-00-0	Pyrene		1400	
56-55-3	Benzo(a)anthracene		670	
218-01-9	Chrysene		910	
205-99-2	Benzo(b)fluoranthene		1200	
207-08-9	Benzo(k)fluoranthene		360	
50-32-8	Benzo(a)pyrene		680	
193-39-5	Indeno(1,2,3-cd)pyrene		490	
53-70-3	Dibenzo(a,h)anthracene		160	J
191-24-2	Benzo(g,h,i)perylene		530	

(1) Cannot be separated from Diphenylamine

**PRELIMINARY**

SOM01.2 (6/2007)

1D - FORM I SV-1  
SEMIVOLATILE ORGANICS ANALYSIS DATA SHEET

EPA SAMPLE NO.

E3P12

Lab Name: MITKEM LABORATORIES Contract: EP-W-05-030  
 Lab Code: MITKEM Case No.: 38947 Mod. Ref No.: 1760.0 SDG No.: E3P11  
 Matrix: (SOIL/SED/WATER) SOIL Lab Sample ID: H1705-02A  
 Sample wt/vol: 31.2 (g/mL) G Lab File ID: S3F9736.D  
 Level: (LOW/MED) LOW Extraction: (Type) SONC  
 % Moisture: 42 Decanted: (Y/N) N Date Received: 09/03/2009  
 Concentrated Extract Volume: 500 (uL) Date Extracted: 09/04/2009  
 Injection Volume: 2.0 (uL) GPC Factor: 2.00 Date Analyzed: 09/07/2009  
 GPC Cleanup: (Y/N) Y pH: 7.1 Dilution Factor: 1.0

CAS NO.	COMPOUND	CONCENTRATION UNITS:	
		(ug/L or ug/Kg)	UG/KG
91-20-3	Naphthalene	280	U
91-57-6	2-Methylnaphthalene	280	U
208-96-8	Acenaphthylene	280	U
83-32-9	Acenaphthene	280	U

**PRELIMINARY**

SOM01.2 (6/2007)

1E - FORM I SV-2  
SEMIVOLATILE ORGANICS ANALYSIS DATA SHEET

EPA SAMPLE NO.

E3P12

Lab Name: MITKEM LABORATORIES Contract: EP-W-05-030  
 Lab Code: MITKEM Case No.: 38947 Mod. Ref No.: 1760.0 SDG No.: E3P11  
 Matrix: (SOIL/SED/WATER) SOIL Lab Sample ID: H1705-02A  
 Sample wt/vol: 31.2 (g/mL) G Lab File ID: S3F9736.D  
 Level: (LOW/MED) LOW Extraction: (Type) SONC  
 % Moisture: 42 Decanted: (Y/N) N Date Received: 09/03/2009  
 Concentrated Extract Volume: 500 (uL) Date Extracted: 09/04/2009  
 Injection Volume: 2.0 (uL) GPC Factor: 2.00 Date Analyzed: 09/07/2009  
 GPC Cleanup: (Y/N) Y pH: 7.1 Dilution Factor: 1.0

CAS NO.	COMPOUND	CONCENTRATION UNITS:		Q
		(ug/L or ug/Kg)	UG/KG	
86-73-7	Fluorene		55	J
85-01-8	Phenanthrene		440	
120-12-7	Anthracene		85	J
206-44-0	Fluoranthene		860	
129-00-0	Pyrene		590	
56-55-3	Benzo(a)anthracene		270	J
218-01-9	Chrysene		360	
205-99-2	Benzo(b)fluoranthene		440	
207-08-9	Benzo(k)fluoranthene		180	J
50-32-8	Benzo(a)pyrene		280	J
193-39-5	Indeno(1,2,3-cd)pyrene		190	J
53-70-3	Dibenzo(a,h)anthracene		63	J
191-24-2	Benzo(g,h,i)perylene		210	J

(1) Cannot be separated from Diphenylamine

**PRELIMINARY**

1D - FORM I SV-1  
SEMIVOLATILE ORGANICS ANALYSIS DATA SHEET

EPA SAMPLE NO.

E3P13

Lab Name: MITKEM LABORATORIES Contract: EP-W-05-030  
 Lab Code: MITKEM Case No.: 38947 Mod. Ref No.: 1760.0 SDG No.: E3P11  
 Matrix: (SOIL/SED/WATER) SOIL Lab Sample ID: H1705-03A  
 Sample wt/vol: 31.3 (g/mL) G Lab File ID: S3F9746.D  
 Level: (LOW/MED) LOW Extraction: (Type) SONC  
 % Moisture: 32 Decanted: (Y/N) N Date Received: 09/03/2009  
 Concentrated Extract Volume: 500 (uL) Date Extracted: 09/04/2009  
 Injection Volume: 2.0 (uL) GPC Factor: 2.00 Date Analyzed: 09/07/2009  
 GPC Cleanup: (Y/N) Y pH: 7.4 Dilution Factor: 1.0

CAS NO.	COMPOUND	CONCENTRATION UNITS:	
		(ug/L or ug/Kg)	UG/KG
91-20-3	Naphthalene	240	U
91-57-6	2-Methylnaphthalene	240	U
208-96-8	Acenaphthylene	240	U
83-32-9	Acenaphthene	240	U

**PRELIMINARY**

SOM01.2 (6/2007)



1E - FORM I SV-2  
SEMIVOLATILE ORGANICS ANALYSIS DATA SHEET

EPA SAMPLE NO.

E3P13

Lab Name: MITKEM LABORATORIES Contract: EP-W-05-030  
 Lab Code: MITKEM Case No.: 38947 Mod. Ref No.: 1760.0 SDG No.: E3P11  
 Matrix: (SOIL/SED/WATER) SOIL Lab Sample ID: H1705-03A  
 Sample wt/vol: 31.3 (g/mL) G Lab File ID: S3F9746.D  
 Level: (LOW/MED) LOW Extraction: (Type) SONC  
 % Moisture: 32 Decanted: (Y/N) N Date Received: 09/03/2009  
 Concentrated Extract Volume: 500 (uL) Date Extracted: 09/04/2009  
 Injection Volume: 2.0 (uL) GPC Factor: 2.00 Date Analyzed: 09/07/2009  
 GPC Cleanup: (Y/N) Y pH: 7.4 Dilution Factor: 1.0

CAS NO.	COMPOUND	CONCENTRATION UNITS:	
		(ug/L or ug/Kg)	UG/KG
86-73-7	Fluorene	240	U
85-01-8	Phenanthrene	240	U
120-12-7	Anthracene	240	U
206-44-0	Fluoranthene	240	U
129-00-0	Pyrene	240	U
56-55-3	Benzo(a)anthracene	240	U
218-01-9	Chrysene	240	U
205-99-2	Benzo(b)fluoranthene	240	U
207-08-9	Benzo(k)fluoranthene	240	U
50-32-8	Benzo(a)pyrene	240	U
193-39-5	Indeno(1,2,3-cd)pyrene	240	U
53-70-3	Dibenzo(a,h)anthracene	240	U
191-24-2	Benzo(g,h,i)perylene	240	U

(1) Cannot be separated from Diphenylamine

**PRELIMINARY**

SOM01.2 (6/2007)

1D - FORM I SV-1  
SEMIVOLATILE ORGANICS ANALYSIS DATA SHEET

EPA SAMPLE NO.

E3P14

Lab Name: MITKEM LABORATORIES Contract: EP-W-05-030  
 Lab Code: MITKEM Case No.: 38947 Mod. Ref No.: 1760.0 SDG No.: E3P11  
 Matrix: (SOIL/SED/WATER) SOIL Lab Sample ID: H1705-13A  
 Sample wt/vol: 30.1 (g/mL) G Lab File ID: S3F9735.D  
 Level: (LOW/MED) LOW Extraction: (Type) SONC  
 % Moisture: 39 Decanted: (Y/N) N Date Received: 09/04/2009  
 Concentrated Extract Volume: 500 (uL) Date Extracted: 09/04/2009  
 Injection Volume: 2.0 (uL) GPC Factor: 2.00 Date Analyzed: 09/07/2009  
 GPC Cleanup: (Y/N) Y pH: 7.2 Dilution Factor: 1.0

CAS NO.	COMPOUND	CONCENTRATION UNITS: (ug/L or ug/Kg)	UG/KG	Q
91-20-3	Naphthalene		130	J
91-57-6	2-Methylnaphthalene		130	J
208-96-8	Acenaphthylene		240	J
83-32-9	Acenaphthene		850	

**PRELIMINARY**

SOM01.2 (6/2007)

1E - FORM I SV-2  
SEMIVOLATILE ORGANICS ANALYSIS DATA SHEET

EPA SAMPLE NO.

E3P14

Lab Name: MITKEM LABORATORIES Contract: EP-W-05-030  
 Lab Code: MITKEM Case No.: 38947 Mod. Ref No.: 1760.0 SDG No.: E3P11  
 Matrix: (SOIL/SED/WATER) SOIL Lab Sample ID: H1705-13A  
 Sample wt/vol: 30.1 (g/mL) G Lab File ID: S3F9735.D  
 Level: (LOW/MED) LOW Extraction: (Type) SONC  
 % Moisture: 39 Decanted: (Y/N) N Date Received: 09/04/2009  
 Concentrated Extract Volume: 500 (uL) Date Extracted: 09/04/2009  
 Injection Volume: 2.0 (uL) GPC Factor: 2.00 Date Analyzed: 09/07/2009  
 GPC Cleanup: (Y/N) Y pH: 7.2 Dilution Factor: 1.0

CAS NO.	COMPOUND	CONCENTRATION UNITS: (ug/L or ug/Kg)	UG/KG	Q
86-73-7	Fluorene		1100	
85-01-8	Phenanthrene		4200	
120-12-7	Anthracene		1300	
206-44-0	Fluoranthene		6400	E
129-00-0	Pyrene		6500	E
56-55-3	Benzo(a)anthracene		4300	
218-01-9	Chrysene		4600	E
205-99-2	Benzo(b)fluoranthene		5200	E
207-08-9	Benzo(k)fluoranthene		1800	
50-32-8	Benzo(a)pyrene		3200	
193-39-5	Indeno(1,2,3-cd)pyrene		2700	
53-70-3	Dibenzo(a,h)anthracene		1100	
191-24-2	Benzo(g,h,i)perylene		3000	

(1) Cannot be separated from Diphenylamine

**PRELIMINARY**  
SOM01.2 (6/2007)

1D - FORM I SV-1  
SEMIVOLATILE ORGANICS ANALYSIS DATA SHEET

EPA SAMPLE NO.

E3P15

Lab Name: MITKEM LABORATORIES Contract: EP-W-05-030  
 Lab Code: MITKEM Case No.: 38947 Mod. Ref No.: 1760.0 SDG No.: E3P11  
 Matrix: (SOIL/SED/WATER) SOIL Lab Sample ID: H1705-14A  
 Sample wt/vol: 30.4 (g/mL) G Lab File ID: S3F9747.D  
 Level: (LOW/MED) LOW Extraction: (Type) SONC  
 % Moisture: 27 Decanted: (Y/N) N Date Received: 09/04/2009  
 Concentrated Extract Volume: 500 (uL) Date Extracted: 09/04/2009  
 Injection Volume: 2.0 (uL) GPC Factor: 2.00 Date Analyzed: 09/07/2009  
 GPC Cleanup: (Y/N) Y pH: 7.3 Dilution Factor: 1.0

CAS NO.	COMPOUND	CONCENTRATION UNITS:	
		(ug/L or ug/Kg)	UG/KG
91-20-3	Naphthalene	51	J
91-57-6	2-Methylnaphthalene	230	U
208-96-8	Acenaphthylene	230	U
83-32-9	Acenaphthene	98	J

**PRELIMINARY**

1E - FORM I SV-2  
SEMIVOLATILE ORGANICS ANALYSIS DATA SHEET

EPA SAMPLE NO.

E3P15

Lab Name: MITKEM LABORATORIES Contract: EP-W-05-030  
 Lab Code: MITKEM Case No.: 38947 Mod. Ref No.: 1760.0 SDG No.: E3P11  
 Matrix: (SOIL/SED/WATER) SOIL Lab Sample ID: H1705-14A  
 Sample wt/vol: 30.4 (g/mL) G Lab File ID: S3F9747.D  
 Level: (LOW/MED) LOW Extraction: (Type) SONC  
 % Moisture: 27 Decanted: (Y/N) N Date Received: 09/04/2009  
 Concentrated Extract Volume: 500 (uL) Date Extracted: 09/04/2009  
 Injection Volume: 2.0 (uL) GPC Factor: 2.00 Date Analyzed: 09/07/2009  
 GPC Cleanup: (Y/N) Y pH: 7.3 Dilution Factor: 1.0

CAS NO.	COMPOUND	CONCENTRATION UNITS:		Q
		(ug/L or ug/Kg)	UG/KG	
86-73-7	Fluorene		110	J
85-01-8	Phenanthrene		800	
120-12-7	Anthracene		200	J
206-44-0	Fluoranthene		1400	
129-00-0	Pyrene		1000	
56-55-3	Benzo(a)anthracene		590	
218-01-9	Chrysene		730	
205-99-2	Benzo(b)fluoranthene		870	
207-08-9	Benzo(k)fluoranthene		280	
50-32-8	Benzo(a)pyrene		530	
193-39-5	Indeno(1,2,3-cd)pyrene		320	
53-70-3	Dibenzo(a,h)anthracene		120	J
191-24-2	Benzo(g,h,i)perylene		340	

(1) Cannot be separated from Diphenylamine

**PRELIMINARY**

SOM01.2 (6/2007)

1D - FORM I SV-1  
SEMIVOLATILE ORGANICS ANALYSIS DATA SHEET

EPA SAMPLE NO.

E3P16

Lab Name: MITKEM LABORATORIES Contract: EP-W-05-030  
 Lab Code: MITKEM Case No.: 38947 Mod. Ref No.: 1760.0 SDG No.: E3P11  
 Matrix: (SOIL/SED/WATER) SOIL Lab Sample ID: H1705-15A  
 Sample wt/vol: 30.9 (g/mL) G Lab File ID: S3F9748.D  
 Level: (LOW/MED) LOW Extraction: (Type) SONC  
 % Moisture: 40 Decanted: (Y/N) N Date Received: 09/04/2009  
 Concentrated Extract Volume: 500 (uL) Date Extracted: 09/04/2009  
 Injection Volume: 2.0 (uL) GPC Factor: 2.00 Date Analyzed: 09/07/2009  
 GPC Cleanup: (Y/N) Y pH: 7.5 Dilution Factor: 1.0

CAS NO.	COMPOUND	CONCENTRATION UNITS:	
		(ug/L or ug/Kg)	UG/KG
91-20-3	Naphthalene	280	U
91-57-6	2-Methylnaphthalene	280	U
208-96-8	Acenaphthylene	280	U
83-32-9	Acenaphthene	280	U

**PRELIMINARY**

SOM01.2 (6/2007)

1E - FORM I SV-2  
SEMIVOLATILE ORGANICS ANALYSIS DATA SHEET

EPA SAMPLE NO.

E3P16

Lab Name: MITKEM LABORATORIES Contract: EP-W-05-030  
 Lab Code: MITKEM Case No.: 38947 Mod. Ref No.: 1760.0 SDG No.: E3P11  
 Matrix: (SOIL/SED/WATER) SOIL Lab Sample ID: H1705-15A  
 Sample wt/vol: 30.9 (g/mL) G Lab File ID: S3F9748.D  
 Level: (LOW/MED) LOW Extraction: (Type) SONC  
 % Moisture: 40 Decanted: (Y/N) N Date Received: 09/04/2009  
 Concentrated Extract Volume: 500 (uL) Date Extracted: 09/04/2009  
 Injection Volume: 2.0 (uL) GPC Factor: 2.00 Date Analyzed: 09/07/2009  
 GPC Cleanup: (Y/N) Y pH: 7.5 Dilution Factor: 1.0

CAS NO.	COMPOUND	CONCENTRATION UNITS:	
		(ug/L or ug/Kg)	UG/KG
86-73-7	Fluorene	280	U
85-01-8	Phenanthrene	71	J
120-12-7	Anthracene	280	U
206-44-0	Fluoranthene	110	J
129-00-0	Pyrene	85	J
56-55-3	Benzo(a)anthracene	280	U
218-01-9	Chrysene	280	U
205-99-2	Benzo(b)fluoranthene	60	J
207-08-9	Benzo(k)fluoranthene	280	U
50-32-8	Benzo(a)pyrene	280	U
193-39-5	Indeno(1,2,3-cd)pyrene	280	U
53-70-3	Dibenzo(a,h)anthracene	280	U
191-24-2	Benzo(g,h,i)perylene	280	U

(1) Cannot be separated from Diphenylamine

**PRELIMINARY**

SOM01.2 (6/2007)

1D - FORM I SV-1  
SEMIVOLATILE ORGANICS ANALYSIS DATA SHEET

EPA SAMPLE NO.

E3P17

Lab Name: MITKEM LABORATORIES Contract: EP-W-05-030  
 Lab Code: MITKEM Case No.: 38947 Mod. Ref No.: 1760.0 SDG No.: E3P11  
 Matrix: (SOIL/SED/WATER) SOIL Lab Sample ID: H1705-16A  
 Sample wt/vol: 31.4 (g/mL) G Lab File ID: S3F9750.D  
 Level: (LOW/MED) LOW Extraction: (Type) SONC  
 % Moisture: 29 Decanted: (Y/N) N Date Received: 09/04/2009  
 Concentrated Extract Volume: 500 (uL) Date Extracted: 09/04/2009  
 Injection Volume: 2.0 (uL) GPC Factor: 2.00 Date Analyzed: 09/07/2009  
 GPC Cleanup: (Y/N) Y pH: 7.2 Dilution Factor: 1.0

CAS NO.	COMPOUND	CONCENTRATION UNITS:	
		UG/KG	Q
91-20-3	Naphthalene	230	U
91-57-6	2-Methylnaphthalene	230	U
208-96-8	Acenaphthylene	230	U
83-32-9	Acenaphthene	50	J

**PRELIMINARY**



1E - FORM I SV-2  
SEMIVOLATILE ORGANICS ANALYSIS DATA SHEET

EPA SAMPLE NO.

E3P17

Lab Name: MITKEM LABORATORIES Contract: EP-W-05-030  
 Lab Code: MITKEM Case No.: 38947 Mod. Ref No.: 1760.0 SDG No.: E3P11  
 Matrix: (SOIL/SED/WATER) SOIL Lab Sample ID: H1705-16A  
 Sample wt/vol: 31.4 (g/mL) G Lab File ID: S3F9750.D  
 Level: (LOW/MED) LOW Extraction: (Type) SONC  
 % Moisture: 29 Decanted: (Y/N) N Date Received: 09/04/2009  
 Concentrated Extract Volume: 500 (uL) Date Extracted: 09/04/2009  
 Injection Volume: 2.0 (uL) GPC Factor: 2.00 Date Analyzed: 09/07/2009  
 GPC Cleanup: (Y/N) Y pH: 7.2 Dilution Factor: 1.0

CAS NO.	COMPOUND	CONCENTRATION UNITS:		Q
		(ug/L or ug/Kg)	UG/KG	
86-73-7	Fluorene		50	J
85-01-8	Phenanthrene		450	
120-12-7	Anthracene		94	J
206-44-0	Fluoranthene		810	
129-00-0	Pyrene		560	
56-55-3	Benzo(a)anthracene		280	
218-01-9	Chrysene		350	
205-99-2	Benzo(b)fluoranthene		430	
207-08-9	Benzo(k)fluoranthene		140	J
50-32-8	Benzo(a)pyrene		270	
193-39-5	Indeno(1,2,3-cd)pyrene		160	J
53-70-3	Dibenzo(a,h)anthracene		55	J
191-24-2	Benzo(g,h,i)perylene		180	J

(1) Cannot be separated from Diphenylamine

**PRELIMINARY**

SOM01.2 (6/2007)

1D - FORM I SV-1  
SEMIVOLATILE ORGANICS ANALYSIS DATA SHEET

EPA SAMPLE NO.

E3P18

Lab Name: MITKEM LABORATORIES Contract: EP-W-05-030  
 Lab Code: MITKEM Case No.: 38947 Mod. Ref No.: 1760.0 SDG No.: E3P11  
 Matrix: (SOIL/SED/WATER) SOIL Lab Sample ID: H1705-17A  
 Sample wt/vol: 30.1 (g/mL) G Lab File ID: S3F9749.D  
 Level: (LOW/MED) LOW Extraction: (Type) SONC  
 % Moisture: 35 Decanted: (Y/N) N Date Received: 09/04/2009  
 Concentrated Extract Volume: 500 (uL) Date Extracted: 09/04/2009  
 Injection Volume: 2.0 (uL) GPC Factor: 2.00 Date Analyzed: 09/07/2009  
 GPC Cleanup: (Y/N) Y pH: 7.4 Dilution Factor: 1.0

CAS NO.	COMPOUND	CONCENTRATION UNITS:		Q
		(ug/L or ug/Kg)	UG/KG	
91-20-3	Naphthalene		90	J
91-57-6	2-Methylnaphthalene		260	U
208-96-8	Acenaphthylene		54	J
83-32-9	Acenaphthene		88	J

**PRELIMINARY**

1E - FORM I SV-2  
SEMIVOLATILE ORGANICS ANALYSIS DATA SHEET

EPA SAMPLE NO.

E3P18

Lab Name: MITKEM LABORATORIES Contract: EP-W-05-030  
 Lab Code: MITKEM Case No.: 38947 Mod. Ref No.: 1760.0 SDG No.: E3P11  
 Matrix: (SOIL/SED/WATER) SOIL Lab Sample ID: H1705-17A  
 Sample wt/vol: 30.1 (g/mL) G Lab File ID: S3F9749.D  
 Level: (LOW/MED) LOW Extraction: (Type) SONC  
 % Moisture: 35 Decanted: (Y/N) N Date Received: 09/04/2009  
 Concentrated Extract Volume: 500 (uL) Date Extracted: 09/04/2009  
 Injection Volume: 2.0 (uL) GPC Factor: 2.00 Date Analyzed: 09/07/2009  
 GPC Cleanup: (Y/N) Y pH: 7.4 Dilution Factor: 1.0

CAS NO.	COMPOUND	CONCENTRATION UNITS:		Q
		(ug/L or ug/Kg)	UG/KG	
86-73-7	Fluorene		100	J
85-01-8	Phenanthrene		920	
120-12-7	Anthracene		210	J
206-44-0	Fluoranthene		1600	
129-00-0	Pyrene		1200	
56-55-3	Benzo(a)anthracene		700	
218-01-9	Chrysene		780	
205-99-2	Benzo(b)fluoranthene		930	
207-08-9	Benzo(k)fluoranthene		350	
50-32-8	Benzo(a)pyrene		620	
193-39-5	Indeno(1,2,3-cd)pyrene		390	
53-70-3	Dibenzo(a,h)anthracene		130	J
191-24-2	Benzo(g,h,i)perylene		430	

(1) Cannot be separated from Diphenylamine

**PRELIMINARY**

1D - FORM I SV-1  
SEMIVOLATILE ORGANICS ANALYSIS DATA SHEET

EPA SAMPLE NO.

E3P19

Lab Name: MITKEM LABORATORIES Contract: EP-W-05-030  
 Lab Code: MITKEM Case No.: 38947 Mod. Ref No.: 1760.0 SDG No.: E3P11  
 Matrix: (SOIL/SED/WATER) SOIL Lab Sample ID: H1705-18A  
 Sample wt/vol: 30.7 (g/mL) G Lab File ID: S3F9751.D  
 Level: (LOW/MED) LOW Extraction: (Type) SONC  
 % Moisture: 37 Decanted: (Y/N) N Date Received: 09/04/2009  
 Concentrated Extract Volume: 500 (uL) Date Extracted: 09/04/2009  
 Injection Volume: 2.0 (uL) GPC Factor: 2.00 Date Analyzed: 09/07/2009  
 GPC Cleanup: (Y/N) Y pH: 7.7 Dilution Factor: 1.0

CAS NO.	COMPOUND	CONCENTRATION UNITS:		Q
		(ug/L or ug/Kg)	UG/KG	
91-20-3	Naphthalene		260	U
91-57-6	2-Methylnaphthalene		260	U
208-96-8	Acenaphthylene		260	U
83-32-9	Acenaphthene		260	U

**PRELIMINARY**  
SOM01.2 (6/2007)

1E - FORM I SV-2  
SEMIVOLATILE ORGANICS ANALYSIS DATA SHEET

EPA SAMPLE NO.

E3P19

Lab Name: MITKEM LABORATORIES Contract: EP-W-05-030  
 Lab Code: MITKEM Case No.: 38947 Mod. Ref No.: 1760.0 SDG No.: E3P11  
 Matrix: (SOIL/SED/WATER) SOIL Lab Sample ID: H1705-18A  
 Sample wt/vol: 30.7 (g/mL) G Lab File ID: S3F9751.D  
 Level: (LOW/MED) LOW Extraction: (Type) SONC  
 % Moisture: 37 Decanted: (Y/N) N Date Received: 09/04/2009  
 Concentrated Extract Volume: 500 (uL) Date Extracted: 09/04/2009  
 Injection Volume: 2.0 (uL) GPC Factor: 2.00 Date Analyzed: 09/07/2009  
 GPC Cleanup: (Y/N) Y pH: 7.7 Dilution Factor: 1.0

CAS NO.	COMPOUND	CONCENTRATION UNITS:		Q
		(ug/L or ug/Kg)	UG/KG	
86-73-7	Fluorene		260	U
85-01-8	Phenanthrene		260	U
120-12-7	Anthracene		260	U
206-44-0	Fluoranthene		260	U
129-00-0	Pyrene		260	U
56-55-3	Benzo(a)anthracene		260	U
218-01-9	Chrysene		260	U
205-99-2	Benzo(b)fluoranthene		260	U
207-08-9	Benzo(k)fluoranthene		260	U
50-32-8	Benzo(a)pyrene		260	U
193-39-5	Indeno(1,2,3-cd)pyrene		260	U
53-70-3	Dibenzo(a,h)anthracene		260	U
191-24-2	Benzo(g,h,i)perylene		260	U

(1) Cannot be separated from Diphenylamine

**PRELIMINARY**  
SOM01.2 (6/2007)

1D - FORM I SV-1  
SEMIVOLATILE ORGANICS ANALYSIS DATA SHEET

EPA SAMPLE NO.

E3P20

Lab Name: MITKEM LABORATORIES Contract: EP-W-05-030  
 Lab Code: MITKEM Case No.: 38947 Mod. Ref No.: 1760.0 SDG No.: E3P11  
 Matrix: (SOIL/SED/WATER) SOIL Lab Sample ID: H1705-19A  
 Sample wt/vol: 31.2 (g/mL) G Lab File ID: S3F9753.D  
 Level: (LOW/MED) LOW Extraction: (Type) SONC  
 % Moisture: 38 Decanted: (Y/N) N Date Received: 09/04/2009  
 Concentrated Extract Volume: 500 (uL) Date Extracted: 09/04/2009  
 Injection Volume: 2.0 (uL) GPC Factor: 2.00 Date Analyzed: 09/07/2009  
 GPC Cleanup: (Y/N) Y pH: 7.6 Dilution Factor: 1.0

CAS NO.	COMPOUND	CONCENTRATION UNITS:	
		(ug/L or ug/Kg)	UG/KG
91-20-3	Naphthalene	260	U
91-57-6	2-Methylnaphthalene	260	U
208-96-8	Acenaphthylene	260	U
83-32-9	Acenaphthene	260	U

**PRELIMINARY**

SOM01.2 (6/2007)

1E - FORM I SV-2  
SEMIVOLATILE ORGANICS ANALYSIS DATA SHEET

EPA SAMPLE NO.

E3P20

Lab Name: MITKEM LABORATORIES Contract: EP-W-05-030  
 Lab Code: MITKEM Case No.: 38947 Mod. Ref No.: 1760.0 SDG No.: E3P11  
 Matrix: (SOIL/SED/WATER) SOIL Lab Sample ID: H1705-19A  
 Sample wt/vol: 31.2 (g/mL) G Lab File ID: S3F9753.D  
 Level: (LOW/MED) LOW Extraction: (Type) SONC  
 % Moisture: 38 Decanted: (Y/N) N Date Received: 09/04/2009  
 Concentrated Extract Volume: 500 (uL) Date Extracted: 09/04/2009  
 Injection Volume: 2.0 (uL) GPC Factor: 2.00 Date Analyzed: 09/07/2009  
 GPC Cleanup: (Y/N) Y pH: 7.6 Dilution Factor: 1.0

CAS NO.	COMPOUND	CONCENTRATION UNITS:	
		(ug/L or ug/Kg)	UG/KG
86-73-7	Fluorene	260	U
85-01-8	Phenanthrene	260	U
120-12-7	Anthracene	260	U
206-44-0	Fluoranthene	260	U
129-00-0	Pyrene	260	U
56-55-3	Benzo(a)anthracene	260	U
218-01-9	Chrysene	260	U
205-99-2	Benzo(b)fluoranthene	260	U
207-08-9	Benzo(k)fluoranthene	260	U
50-32-8	Benzo(a)pyrene	260	U
193-39-5	Indeno(1,2,3-cd)pyrene	260	U
53-70-3	Dibenzo(a,h)anthracene	260	U
191-24-2	Benzo(g,h,i)perylene	260	U

(1) Cannot be separated from Diphenylamine

**PRELIMINARY**

1D - FORM I SV-1  
SEMIVOLATILE ORGANICS ANALYSIS DATA SHEET

EPA SAMPLE NO.

E3P21

Lab Name: MITKEM LABORATORIES Contract: EP-W-05-030  
 Lab Code: MITKEM Case No.: 38947 Mod. Ref No.: 1760.0 SDG No.: E3P11  
 Matrix: (SOIL/SED/WATER) SOIL Lab Sample ID: H1705-04A  
 Sample wt/vol: 30.7 (g/mL) G Lab File ID: S3F9737.D  
 Level: (LOW/MED) LOW Extraction: (Type) SONC  
 % Moisture: 41 Decanted: (Y/N) N Date Received: 09/03/2009  
 Concentrated Extract Volume: 500 (uL) Date Extracted: 09/04/2009  
 Injection Volume: 2.0 (uL) GPC Factor: 2.00 Date Analyzed: 09/07/2009  
 GPC Cleanup: (Y/N) Y pH: 7.1 Dilution Factor: 1.0

CAS NO.	COMPOUND	CONCENTRATION UNITS:	
		(ug/L or ug/Kg)	UG/KG
91-20-3	Naphthalene		300
91-57-6	2-Methylnaphthalene		140
208-96-8	Acenaphthylene		290
83-32-9	Acenaphthene		340

**PRELIMINARY**

SOM01.2 (6/2007)



1E - FORM I SV-2  
SEMIVOLATILE ORGANICS ANALYSIS DATA SHEET

EPA SAMPLE NO.

E3P21

Lab Name: MITKEM LABORATORIES Contract: EP-W-05-030  
 Lab Code: MITKEM Case No.: 38947 Mod. Ref No.: 1760.0 SDG No.: E3P11  
 Matrix: (SOIL/SED/WATER) SOIL Lab Sample ID: H1705-04A  
 Sample wt/vol: 30.7 (g/mL) G Lab File ID: S3F9737.D  
 Level: (LOW/MED) LOW Extraction: (Type) SONC  
 % Moisture: 41 Decanted: (Y/N) N Date Received: 09/03/2009  
 Concentrated Extract Volume: 500 (uL) Date Extracted: 09/04/2009  
 Injection Volume: 2.0 (uL) GPC Factor: 2.00 Date Analyzed: 09/07/2009  
 GPC Cleanup: (Y/N) Y pH: 7.1 Dilution Factor: 1.0

CAS NO.	COMPOUND	CONCENTRATION UNITS:		Q
		(ug/L or ug/Kg)	UG/KG	
86-73-7	Fluorene		650	
85-01-8	Phenanthrene		3500	
120-12-7	Anthracene		1100	
206-44-0	Fluoranthene		5600	E
129-00-0	Pyrene		5900	E
56-55-3	Benzo (a) anthracene		3900	
218-01-9	Chrysene		4300	
205-99-2	Benzo (b) fluoranthene		4800	E
207-08-9	Benzo (k) fluoranthene		1900	
50-32-8	Benzo (a) pyrene		3000	
193-39-5	Indeno (1,2,3-cd) pyrene		2700	
53-70-3	Dibenzo (a,h) anthracene		980	
191-24-2	Benzo (g,h,i) perylene		2900	

(1) Cannot be separated from Diphenylamine

**PRELIMINARY**

SOM01.2 (6/2007)

1D - FORM I SV-1  
SEMIVOLATILE ORGANICS ANALYSIS DATA SHEET

EPA SAMPLE NO.

E3P22

Lab Name: MITKEM LABORATORIES Contract: EP-W-05-030  
 Lab Code: MITKEM Case No.: 38947 Mod. Ref No.: 1760.0 SDG No.: E3P11  
 Matrix: (SOIL/SED/WATER) SOIL Lab Sample ID: H1705-05A  
 Sample wt/vol: 31.3 (g/mL) G Lab File ID: S3F9732.D  
 Level: (LOW/MED) LOW Extraction: (Type) SONC  
 % Moisture: 41 Decanted: (Y/N) N Date Received: 09/03/2009  
 Concentrated Extract Volume: 500 (uL) Date Extracted: 09/04/2009  
 Injection Volume: 2.0 (uL) GPC Factor: 2.00 Date Analyzed: 09/07/2009  
 GPC Cleanup: (Y/N) Y pH: 7.4 Dilution Factor: 1.0

CAS NO.	COMPOUND	CONCENTRATION UNITS:		Q
		(ug/L or ug/Kg)	UG/KG	
91-20-3	Naphthalene		1200	
91-57-6	2-Methylnaphthalene		260	J
208-96-8	Acenaphthylene		540	
83-32-9	Acenaphthene		650	

**PRELIMINARY**

1E - FORM I SV-2  
SEMIVOLATILE ORGANICS ANALYSIS DATA SHEET

EPA SAMPLE NO.

E3P22

Lab Name: MITKEM LABORATORIES Contract: EP-W-05-030  
 Lab Code: MITKEM Case No.: 38947 Mod. Ref No.: 1760.0 SDG No.: E3P11  
 Matrix: (SOIL/SED/WATER) SOIL Lab Sample ID: H1705-05A  
 Sample wt/vol: 31.3 (g/mL) G Lab File ID: S3F9732.D  
 Level: (LOW/MED) LOW Extraction: (Type) SONC  
 % Moisture: 41 Decanted: (Y/N) N Date Received: 09/03/2009  
 Concentrated Extract Volume: 500 (uL) Date Extracted: 09/04/2009  
 Injection Volume: 2.0 (uL) GPC Factor: 2.00 Date Analyzed: 09/07/2009  
 GPC Cleanup: (Y/N) Y pH: 7.4 Dilution Factor: 1.0

CAS NO.	COMPOUND	CONCENTRATION UNITS: (ug/L or ug/Kg)	UG/KG	Q
86-73-7	Fluorene		1000	
85-01-8	Phenanthrene		5100	E
120-12-7	Anthracene		1900	
206-44-0	Fluoranthene		7900	E
129-00-0	Pyrene		17000	E
56-55-3	Benzo(a)anthracene		9700	E
218-01-9	Chrysene		8300	E
205-99-2	Benzo(b)fluoranthene		9300	E
207-08-9	Benzo(k)fluoranthene		5700	E
50-32-8	Benzo(a)pyrene		6600	E
193-39-5	Indeno(1,2,3-cd)pyrene		10000	E
53-70-3	Dibenzo(a,h)anthracene		3900	
191-24-2	Benzo(g,h,i)perylene		12000	E

(1) Cannot be separated from Diphenylamine

**PRELIMINARY**

SOM01.2 (6/2007)

1D - FORM I SV-1  
SEMIVOLATILE ORGANICS ANALYSIS DATA SHEET

EPA SAMPLE NO.

E3P23

Lab Name: MITKEM LABORATORIES Contract: EP-W-05-030  
 Lab Code: MITKEM Case No.: 38947 Mod. Ref No.: 1760.0 SDG No.: E3P11  
 Matrix: (SOIL/SED/WATER) SOIL Lab Sample ID: H1705-06A  
 Sample wt/vol: 31.9 (g/mL) G Lab File ID: S3F9733.D  
 Level: (LOW/MED) LOW Extraction: (Type) SONC  
 % Moisture: 40 Decanted: (Y/N) N Date Received: 09/03/2009  
 Concentrated Extract Volume: 500 (uL) Date Extracted: 09/04/2009  
 Injection Volume: 2.0 (uL) GPC Factor: 2.00 Date Analyzed: 09/07/2009  
 GPC Cleanup: (Y/N) Y pH: 7.6 Dilution Factor: 1.0

CAS NO.	COMPOUND	CONCENTRATION UNITS:	
		(ug/L or ug/Kg)	UG/KG
91-20-3	Naphthalene	270	U
91-57-6	2-Methylnaphthalene	270	U
208-96-8	Acenaphthylene	270	U
83-32-9	Acenaphthene	270	U

**PRELIMINARY**

SOM01.2 (6/2007)

1E - FORM I SV-2  
SEMIVOLATILE ORGANICS ANALYSIS DATA SHEET

EPA SAMPLE NO.

E3P23

Lab Name: MITKEM LABORATORIES Contract: EP-W-05-030  
 Lab Code: MITKEM Case No.: 38947 Mod. Ref No.: 1760.0 SDG No.: E3P11  
 Matrix: (SOIL/SED/WATER) SOIL Lab Sample ID: H1705-06A  
 Sample wt/vol: 31.9 (g/mL) G Lab File ID: S3F9733.D  
 Level: (LOW/MED) LOW Extraction: (Type) SONC  
 % Moisture: 40 Decanted: (Y/N) N Date Received: 09/03/2009  
 Concentrated Extract Volume: 500 (uL) Date Extracted: 09/04/2009  
 Injection Volume: 2.0 (uL) GPC Factor: 2.00 Date Analyzed: 09/07/2009  
 GPC Cleanup: (Y/N) Y pH: 7.6 Dilution Factor: 1.0

CAS NO.	COMPOUND	CONCENTRATION UNITS:		Q
		(ug/L or ug/Kg)	UG/KG	
86-73-7	Fluorene		270	U
85-01-8	Phenanthrene		76	J
120-12-7	Anthracene		270	U
206-44-0	Fluoranthene		160	J
129-00-0	Pyrene		110	J
56-55-3	Benzo(a)anthracene		59	J
218-01-9	Chrysene		71	J
205-99-2	Benzo(b)fluoranthene		92	J
207-08-9	Benzo(k)fluoranthene		270	U
50-32-8	Benzo(a)pyrene		59	J
193-39-5	Indeno(1,2,3-cd)pyrene		270	U
53-70-3	Dibenzo(a,h)anthracene		270	U
191-24-2	Benzo(g,h,i)perylene		270	U

(1) Cannot be separated from Diphenylamine

**PRELIMINARY**  
SOM01.2 (6/2007)

1D - FORM I SV-1  
SEMIVOLATILE ORGANICS ANALYSIS DATA SHEET

EPA SAMPLE NO.

E3P30

Lab Name: MITKEM LABORATORIES Contract: EP-W-05-030  
 Lab Code: MITKEM Case No.: 38947 Mod. Ref No.: 1760.0 SDG No.: E3P11  
 Matrix: (SOIL/SED/WATER) SOIL Lab Sample ID: H1705-07A  
 Sample wt/vol: 30.7 (g/mL) G Lab File ID: S3F9741.D  
 Level: (LOW/MED) LOW Extraction: (Type) SONC  
 % Moisture: 28 Decanted: (Y/N) N Date Received: 09/03/2009  
 Concentrated Extract Volume: 500 (uL) Date Extracted: 09/04/2009  
 Injection Volume: 2.0 (uL) GPC Factor: 2.00 Date Analyzed: 09/07/2009  
 GPC Cleanup: (Y/N) Y pH: 7.2 Dilution Factor: 1.0

CAS NO.	COMPOUND	CONCENTRATION UNITS:	
		(ug/L or ug/Kg)	UG/KG
91-20-3	Naphthalene		300
91-57-6	2-Methylnaphthalene		98
208-96-8	Acenaphthylene		140
83-32-9	Acenaphthene		320

**PRELIMINARY**

1E - FORM I SV-2  
SEMIVOLATILE ORGANICS ANALYSIS DATA SHEET

EPA SAMPLE NO.

E3P30

Lab Name: MITKEM LABORATORIES Contract: EP-W-05-030  
 Lab Code: MITKEM Case No.: 38947 Mod. Ref No.: 1760.0 SDG No.: E3P11  
 Matrix: (SOIL/SED/WATER) SOIL Lab Sample ID: H1705-07A  
 Sample wt/vol: 30.7 (g/mL) G Lab File ID: S3F9741.D  
 Level: (LOW/MED) LOW Extraction: (Type) SONC  
 % Moisture: 28 Decanted: (Y/N) N Date Received: 09/03/2009  
 Concentrated Extract Volume: 500 (uL) Date Extracted: 09/04/2009  
 Injection Volume: 2.0 (uL) GPC Factor: 2.00 Date Analyzed: 09/07/2009  
 GPC Cleanup: (Y/N) Y pH: 7.2 Dilution Factor: 1.0

CAS NO.	COMPOUND	CONCENTRATION UNITS: (ug/L or ug/Kg)	UG/KG	Q
86-73-7	Fluorene		450	
85-01-8	Phenanthrene		2300	
120-12-7	Anthracene		810	
206-44-0	Fluoranthene		3900	E
129-00-0	Pyrene		3400	
56-55-3	Benzo(a)anthracene		2700	
218-01-9	Chrysene		2800	
205-99-2	Benzo(b)fluoranthene		3500	
207-08-9	Benzo(k)fluoranthene		990	
50-32-8	Benzo(a)pyrene		2000	
193-39-5	Indeno(1,2,3-cd)pyrene		1400	
53-70-3	Dibenzo(a,h)anthracene		510	
191-24-2	Benzo(g,h,i)perylene		1500	

(1) Cannot be separated from Diphenylamine

**PRELIMINARY**

SOM01.2 (6/2007)

1D - FORM I SV-1  
SEMIVOLATILE ORGANICS ANALYSIS DATA SHEET

EPA SAMPLE NO.

E3P31

Lab Name: MITKEM LABORATORIES Contract: EP-W-05-030  
 Lab Code: MITKEM Case No.: 38947 Mod. Ref No.: 1760.0 SDG No.: E3P11  
 Matrix: (SOIL/SED/WATER) SOIL Lab Sample ID: H1705-08A  
 Sample wt/vol: 30.3 (g/mL) G Lab File ID: S3F9734.D  
 Level: (LOW/MED) LOW Extraction: (Type) SONC  
 % Moisture: 33 Decanted: (Y/N) N Date Received: 09/03/2009  
 Concentrated Extract Volume: 500 (uL) Date Extracted: 09/04/2009  
 Injection Volume: 2.0 (uL) GPC Factor: 2.00 Date Analyzed: 09/07/2009  
 GPC Cleanup: (Y/N) Y pH: 7.5 Dilution Factor: 1.0

CAS NO.	COMPOUND	CONCENTRATION UNITS:	
		(ug/L or ug/Kg)	UG/KG
91-20-3	Naphthalene	250	U
91-57-6	2-Methylnaphthalene	250	U
208-96-8	Acenaphthylene	250	U
83-32-9	Acenaphthene	250	U

**PRELIMINARY**

SOM01.2 (6/2007)



1E - FORM I SV-2  
SEMIVOLATILE ORGANICS ANALYSIS DATA SHEET

EPA SAMPLE NO.

E3P31

Lab Name: MITKEM LABORATORIES Contract: EP-W-05-030  
 Lab Code: MITKEM Case No.: 38947 Mod. Ref No.: 1760.0 SDG No.: E3P11  
 Matrix: (SOIL/SED/WATER) SOIL Lab Sample ID: H1705-08A  
 Sample wt/vol: 30.3 (g/mL) G Lab File ID: S3F9734.D  
 Level: (LOW/MED) LOW Extraction: (Type) SONC  
 % Moisture: 33 Decanted: (Y/N) N Date Received: 09/03/2009  
 Concentrated Extract Volume: 500 (uL) Date Extracted: 09/04/2009  
 Injection Volume: 2.0 (uL) GPC Factor: 2.00 Date Analyzed: 09/07/2009  
 GPC Cleanup: (Y/N) Y pH: 7.5 Dilution Factor: 1.0

CAS NO.	COMPOUND	CONCENTRATION UNITS:	
		(ug/L or ug/Kg)	UG/KG
86-73-7	Fluorene	250	U
85-01-8	Phenanthrene	250	U
120-12-7	Anthracene	250	U
206-44-0	Fluoranthene	250	U
129-00-0	Pyrene	250	U
56-55-3	Benzo(a)anthracene	250	U
218-01-9	Chrysene	250	U
205-99-2	Benzo(b)fluoranthene	250	U
207-08-9	Benzo(k)fluoranthene	250	U
50-32-8	Benzo(a)pyrene	250	U
193-39-5	Indeno(1,2,3-cd)pyrene	250	U
53-70-3	Dibenzo(a,h)anthracene	250	U
191-24-2	Benzo(g,h,i)perylene	250	U

(1) Cannot be separated from Diphenylamine

**PRELIMINARY**

SOM01.2 (6/2007)

1D - FORM I SV-1  
SEMIVOLATILE ORGANICS ANALYSIS DATA SHEET

EPA SAMPLE NO.

E3P35

Lab Name: MITKEM LABORATORIES Contract: EP-W-05-030  
 Lab Code: MITKEM Case No.: 38947 Mod. Ref No.: 1760.0 SDG No.: E3P11  
 Matrix: (SOIL/SED/WATER) SOIL Lab Sample ID: H1705-20A  
 Sample wt/vol: 30.0 (g/mL) G Lab File ID: S3F9752.D  
 Level: (LOW/MED) LOW Extraction: (Type) SONC  
 % Moisture: 55 Decanted: (Y/N) N Date Received: 09/04/2009  
 Concentrated Extract Volume: 500 (uL) Date Extracted: 09/04/2009  
 Injection Volume: 2.0 (uL) GPC Factor: 2.00 Date Analyzed: 09/07/2009  
 GPC Cleanup: (Y/N) Y pH: 7.5 Dilution Factor: 1.0

CAS NO.	COMPOUND	CONCENTRATION UNITS:		Q
		(ug/L or ug/Kg)	UG/KG	
91-20-3	Naphthalene		380	U
91-57-6	2-Methylnaphthalene		380	U
208-96-8	Acenaphthylene		380	U
83-32-9	Acenaphthene		380	U

**PRELIMINARY**

SOM01.2 (6/2007)

1E - FORM I SV-2  
SEMIVOLATILE ORGANICS ANALYSIS DATA SHEET

EPA SAMPLE NO.

E3P35

Lab Name: MITKEM LABORATORIES Contract: EP-W-05-030  
 Lab Code: MITKEM Case No.: 38947 Mod. Ref No.: 1760.0 SDG No.: E3P11  
 Matrix: (SOIL/SED/WATER) SOIL Lab Sample ID: H1705-20A  
 Sample wt/vol: 30.0 (g/mL) G Lab File ID: S3F9752.D  
 Level: (LOW/MED) LOW Extraction: (Type) SONC  
 % Moisture: 55 Decanted: (Y/N) N Date Received: 09/04/2009  
 Concentrated Extract Volume: 500 (uL) Date Extracted: 09/04/2009  
 Injection Volume: 2.0 (uL) GPC Factor: 2.00 Date Analyzed: 09/07/2009  
 GPC Cleanup: (Y/N) Y pH: 7.5 Dilution Factor: 1.0

CAS NO.	COMPOUND	CONCENTRATION UNITS:	
		(ug/L or ug/Kg)	UG/KG
86-73-7	Fluorene	380	U
85-01-8	Phenanthrene	380	U
120-12-7	Anthracene	380	U
206-44-0	Fluoranthene	380	U
129-00-0	Pyrene	380	U
56-55-3	Benzo(a)anthracene	380	U
218-01-9	Chrysene	380	U
205-99-2	Benzo(b)fluoranthene	380	U
207-08-9	Benzo(k)fluoranthene	380	U
50-32-8	Benzo(a)pyrene	380	U
193-39-5	Indeno(1,2,3-cd)pyrene	380	U
53-70-3	Dibenzo(a,h)anthracene	380	U
191-24-2	Benzo(g,h,i)perylene	380	U

(1) Cannot be separated from Diphenylamine

**PRELIMINARY**

SOM01.2 (6/2007)

1F - FORM I SV-SIM  
SEMIVOLATILE SIM ORGANICS ANALYSIS DATA SHEET

EPA SAMPLE NO.

E3P07

Lab Name: MITKEM LABORATORIES Contract: EP-W-05-030  
 Lab Code: MITKEM Case No.: 38947 Mod. Ref No.:                      SDG No.: E3P11  
 Matrix: (SOIL/SED/WATER) SOIL Lab Sample ID: H1705-09A  
 Sample wt/vol: 30.0 (g/mL) G Lab File ID: S4D5921.D  
 Extraction: (Type) SONC  
 % Moisture: 39 Decanted: (Y/N) N Date Received: 09/04/2009  
 Concentrated Extract Volume: 500 (uL) Date Extracted: 09/04/2009  
 Injection Volume: 2.0 (uL) GPC Factor: 2.00 Date Analyzed: 09/08/2009  
 GPC Cleanup: (Y/N) Y pH: 7.6 Dilution Factor: 1.0

CAS NO.	COMPOUND	CONCENTRATION UNITS:	
		(ug/L or ug/Kg)	UG/KG
91-20-3	Naphthalene	5.4	U
91-57-6	2-Methylnaphthalene	5.4	U
208-96-8	Acenaphthylene	5.4	U
83-32-9	Acenaphthene	9.6	
86-73-7	Fluorene	11	
85-01-8	Phenanthrene	92	E
120-12-7	Anthracene	14	
206-44-0	Fluoranthene	95	E
129-00-0	Pyrene	73	E
56-55-3	Benzo (a) anthracene	45	
218-01-9	Chrysene	41	
205-99-2	Benzo (b) fluoranthene	26	
207-08-9	Benzo (k) fluoranthene	6.1	
50-32-8	Benzo (a) pyrene	15	
193-39-5	Indeno (1, 2, 3-cd) pyrene	9.4	
53-70-3	Dibenzo (a, h) anthracene	5.4	U
191-24-2	Benzo (g, h, i) perylene	12	

PRELIMINARY

1F - FORM I SV-SIM  
SEMIVOLATILE SIM ORGANICS ANALYSIS DATA SHEET

EPA SAMPLE NO.

E3P07MS

Lab Name: MITKEM LABORATORIES Contract: EP-W-05-030  
 Lab Code: MITKEM Case No.: 38947 Mod. Ref No.: SDG No.: E3P11  
 Matrix: (SOIL/SED/WATER) SOIL Lab Sample ID: H1705-09AMS  
 Sample wt/vol: 30.5 (g/mL) G Lab File ID: S4D5922.D  
 Extraction: (Type) SONC  
 % Moisture: 39 Decanted: (Y/N) N Date Received: 09/04/2009  
 Concentrated Extract Volume: 500 (uL) Date Extracted: 09/04/2009  
 Injection Volume: 2.0 (uL) GPC Factor: 2.00 Date Analyzed: 09/08/2009  
 GPC Cleanup: (Y/N) Y pH: 7.6 Dilution Factor: 1.0

CAS NO.	COMPOUND	CONCENTRATION UNITS:		Q
		(ug/L or ug/Kg)	UG/KG	
91-20-3	Naphthalene		7.6	
91-57-6	2-Methylnaphthalene		5.3	U
208-96-8	Acenaphthylene		5.3	U
83-32-9	Acenaphthene		29	
86-73-7	Fluorene		19	
85-01-8	Phenanthrene		110	E
120-12-7	Anthracene		18	
206-44-0	Fluoranthene		130	E
129-00-0	Pyrene		82	E
56-55-3	Benzo(a)anthracene		53	
218-01-9	Chrysene		49	
205-99-2	Benzo(b)fluoranthene		84	E
207-08-9	Benzo(k)fluoranthene		23	
50-32-8	Benzo(a)pyrene		51	
193-39-5	Indeno(1,2,3-cd)pyrene		27	
53-70-3	Dibenzo(a,h)anthracene		12	
191-24-2	Benzo(g,h,i)perylene		34	

PRELIMINARY

1F - FORM I SV-SIM  
SEMIVOLATILE SIM ORGANICS ANALYSIS DATA SHEET

EPA SAMPLE NO.

E3P07MSD

Lab Name: MITKEM LABORATORIES Contract: EP-W-05-030  
 Lab Code: MITKEM Case No.: 38947 Mod. Ref No.:                      SDG No.: E3P11  
 Matrix: (SOIL/SED/WATER) SOIL Lab Sample ID: H1705-09AMSD  
 Sample wt/vol: 30.5 (g/mL) G Lab File ID: S4D5923.D  
 Extraction: (Type) SONC  
 % Moisture: 39 Decanted: (Y/N) N Date Received: 09/04/2009  
 Concentrated Extract Volume: 500 (uL) Date Extracted: 09/04/2009  
 Injection Volume: 2.0 (uL) GPC Factor: 2.00 Date Analyzed: 09/08/2009  
 GPC Cleanup: (Y/N) Y pH: 7.6 Dilution Factor: 1.0

CAS NO.	COMPOUND	CONCENTRATION UNITS:	
		(ug/L or ug/Kg)	UG/KG
91-20-3	Naphthalene	15	Q
91-57-6	2-Methylnaphthalene	5.3	U
208-96-8	Acenaphthylene	8.0	
83-32-9	Acenaphthene	36	
86-73-7	Fluorene	36	
85-01-8	Phenanthrene	230	E
120-12-7	Anthracene	43	
206-44-0	Fluoranthene	260	E
129-00-0	Pyrene	140	E
56-55-3	Benzo(a)anthracene	94	E
218-01-9	Chrysene	74	E
205-99-2	Benzo(b)fluoranthene	140	E
207-08-9	Benzo(k)fluoranthene	63	E
50-32-8	Benzo(a)pyrene	100	E
193-39-5	Indeno(1,2,3-cd)pyrene	60	E
53-70-3	Dibenzo(a,h)anthracene	27	
191-24-2	Benzo(g,h,i)perylene	75	E

PRELIMINARY

1F - FORM I SV-SIM  
SEMIVOLATILE SIM ORGANICS ANALYSIS DATA SHEET

EPA SAMPLE NO.

E3P08

Lab Name: MITKEM LABORATORIES Contract: EP-W-05-030  
 Lab Code: MITKEM Case No.: 38947 Mod. Ref No.: SDG No.: E3P11  
 Matrix: (SOIL/SED/WATER) SOIL Lab Sample ID: H1705-10A  
 Sample wt/vol: 31.5 (g/mL) G Lab File ID: S4D5906.D  
 Extraction: (Type) SONC  
 % Moisture: 41 Decanted: (Y/N) N Date Received: 09/04/2009  
 Concentrated Extract Volume: 500 (uL) Date Extracted: 09/04/2009  
 Injection Volume: 2.0 (uL) GPC Factor: 2.00 Date Analyzed: 09/07/2009  
 GPC Cleanup: (Y/N) Y pH: 7.6 Dilution Factor: 4.0

CAS NO.	COMPOUND	CONCENTRATION UNITS:		Q
		(ug/L or ug/Kg)	UG/KG	
91-20-3	Naphthalene		72	
91-57-6	2-Methylnaphthalene		22	
208-96-8	Acenaphthylene		36	
83-32-9	Acenaphthene		72	
86-73-7	Fluorene		100	
85-01-8	Phenanthrene		800	E
120-12-7	Anthracene		140	
206-44-0	Fluoranthene		1000	E
129-00-0	Pyrene		450	E
56-55-3	Benzo (a) anthracene		320	E
218-01-9	Chrysene		280	E
205-99-2	Benzo (b) fluoranthene		630	E
207-08-9	Benzo (k) fluoranthene		300	E
50-32-8	Benzo (a) pyrene		460	E
193-39-5	Indeno (1, 2, 3-cd) pyrene		270	E
53-70-3	Dibenzo (a, h) anthracene		120	
191-24-2	Benzo (g, h, i) perylene		310	E

PRELIMINARY

1F - FORM I SV-SIM  
SEMIVOLATILE SIM ORGANICS ANALYSIS DATA SHEET

EPA SAMPLE NO.

E3P09

Lab Name: MITKEM LABORATORIES Contract: EP-W-05-030  
 Lab Code: MITKEM Case No.: 38947 Mod. Ref No.: \_\_\_\_\_ SDG No.: E3P11  
 Matrix: (SOIL/SED/WATER) SOIL Lab Sample ID: H1705-11A  
 Sample wt/vol: 31.8 (g/mL) G Lab File ID: S4D5914.D  
 Extraction: (Type) SONC  
 % Moisture: 39 Decanted: (Y/N) N Date Received: 09/04/2009  
 Concentrated Extract Volume: 500 (uL) Date Extracted: 09/04/2009  
 Injection Volume: 2.0 (uL) GPC Factor: 2.00 Date Analyzed: 09/08/2009  
 GPC Cleanup: (Y/N) Y pH: 7.7 Dilution Factor: 1.0

CAS NO.	COMPOUND	CONCENTRATION UNITS:	
		(ug/L or ug/Kg)	UG/KG
91-20-3	Naphthalene	5.1	U
91-57-6	2-Methylnaphthalene	5.1	U
208-96-8	Acenaphthylene	5.1	U
83-32-9	Acenaphthene	5.1	U
86-73-7	Fluorene	5.1	U
85-01-8	Phenanthrene	5.1	U
120-12-7	Anthracene	5.1	U
206-44-0	Fluoranthene	5.1	U
129-00-0	Pyrene	5.1	U
56-55-3	Benzo (a) anthracene	5.1	U
218-01-9	Chrysene	5.1	U
205-99-2	Benzo (b) fluoranthene	5.1	U
207-08-9	Benzo (k) fluoranthene	5.1	U
50-32-8	Benzo (a) pyrene	5.1	U
193-39-5	Indeno (1, 2, 3-cd) pyrene	5.1	U
53-70-3	Dibenzo (a, h) anthracene	5.1	U
191-24-2	Benzo (g, h, i) perylene	5.1	U

PRELIMINARY



1F - FORM I SV-SIM  
SEMIVOLATILE SIM ORGANICS ANALYSIS DATA SHEET

EPA SAMPLE NO.

E3P10

Lab Name: MITKEM LABORATORIES Contract: EP-W-05-030  
 Lab Code: MITKEM Case No.: 38947 Mod. Ref No.:                      SDG No.: E3P11  
 Matrix: (SOIL/SED/WATER) SOIL Lab Sample ID: H1705-12A  
 Sample wt/vol: 30.0 (g/mL) G Lab File ID: S4D5915.D  
 Extraction: (Type) SONC  
 % Moisture: 40 Decanted: (Y/N) N Date Received: 09/04/2009  
 Concentrated Extract Volume: 500 (uL) Date Extracted: 09/04/2009  
 Injection Volume: 2.0 (uL) GPC Factor: 2.00 Date Analyzed: 09/08/2009  
 GPC Cleanup: (Y/N) Y pH: 7.7 Dilution Factor: 1.0

CAS NO.	COMPOUND	CONCENTRATION UNITS:	
		(ug/L or ug/Kg)	UG/KG
91-20-3	Naphthalene	5.5	U
91-57-6	2-Methylnaphthalene	5.5	U
208-96-8	Acenaphthylene	5.5	U
83-32-9	Acenaphthene	5.5	U
86-73-7	Fluorene	5.5	U
85-01-8	Phenanthrene	12	
120-12-7	Anthracene	5.5	U
206-44-0	Fluoranthene	15	
129-00-0	Pyrene	11	
56-55-3	Benzo (a) anthracene	7.6	
218-01-9	Chrysene	7.5	
205-99-2	Benzo (b) fluoranthene	5.5	U
207-08-9	Benzo (k) fluoranthene	5.5	U
50-32-8	Benzo (a) pyrene	5.5	U
193-39-5	Indeno (1, 2, 3-cd) pyrene	5.5	U
53-70-3	Dibenzo (a, h) anthracene	5.5	U
191-24-2	Benzo (g, h, i) perylene	5.5	U

PRELIMINARY

1F - FORM I SV-SIM  
SEMIVOLATILE SIM ORGANICS ANALYSIS DATA SHEET

EPA SAMPLE NO.

E3P11

Lab Name: MITKEM LABORATORIES Contract: EP-W-05-030  
 Lab Code: MITKEM Case No.: 38947 Mod. Ref No.: SDG No.: E3P11  
 Matrix: (SOIL/SED/WATER) SOIL Lab Sample ID: H1705-01A  
 Sample wt/vol: 31.1 (g/mL) G Lab File ID: S4D5909.D  
 Extraction: (Type) SONC  
 % Moisture: 50 Decanted: (Y/N) N Date Received: 09/03/2009  
 Concentrated Extract Volume: 500 (uL) Date Extracted: 09/04/2009  
 Injection Volume: 2.0 (uL) GPC Factor: 2.00 Date Analyzed: 09/07/2009  
 GPC Cleanup: (Y/N) Y pH: 6.8 Dilution Factor: 4.0

CAS NO.	COMPOUND	CONCENTRATION UNITS:		Q
		(ug/L or ug/Kg)	UG/KG	
91-20-3	Naphthalene		52	
91-57-6	2-Methylnaphthalene		79	
208-96-8	Acenaphthylene		76	
83-32-9	Acenaphthene		350	E
86-73-7	Fluorene		460	E
85-01-8	Phenanthrene		2900	E
120-12-7	Anthracene		530	E
206-44-0	Fluoranthene		4000	E
129-00-0	Pyrene		3000	E
56-55-3	Benzo(a)anthracene		2400	E
218-01-9	Chrysene		2400	E
205-99-2	Benzo(b)fluoranthene		2500	E
207-08-9	Benzo(k)fluoranthene		770	E
50-32-8	Benzo(a)pyrene		1400	E
193-39-5	Indeno(1,2,3-cd)pyrene		910	E
53-70-3	Dibenzo(a,h)anthracene		430	E
191-24-2	Benzo(g,h,i)perylene		1100	E

PRELIMINARY

1F - FORM I SV-SIM  
SEMIVOLATILE SIM ORGANICS ANALYSIS DATA SHEET

EPA SAMPLE NO.

E3P12

Lab Name: MITKEM LABORATORIES Contract: EP-W-05-030  
 Lab Code: MITKEM Case No.: 38947 Mod. Ref No.:                      SDG No.: E3P11  
 Matrix: (SOIL/SED/WATER) SOIL Lab Sample ID: H1705-02A  
 Sample wt/vol: 31.2 (g/mL) G Lab File ID: S4D5910.D  
 Extraction: (Type) SONC  
 % Moisture: 42 Decanted: (Y/N) N Date Received: 09/03/2009  
 Concentrated Extract Volume: 500 (uL) Date Extracted: 09/04/2009  
 Injection Volume: 2.0 (uL) GPC Factor: 2.00 Date Analyzed: 09/07/2009  
 GPC Cleanup: (Y/N) Y pH: 7.1 Dilution Factor: 4.0

CAS NO.	COMPOUND	CONCENTRATION UNITS:		Q
		(ug/L or ug/Kg)	UG/KG	
91-20-3	Naphthalene		22	U
91-57-6	2-Methylnaphthalene		22	U
208-96-8	Acenaphthylene		22	U
83-32-9	Acenaphthene		30	
86-73-7	Fluorene		46	
85-01-8	Phenanthrene		460	E
120-12-7	Anthracene		67	
206-44-0	Fluoranthene		770	E
129-00-0	Pyrene		470	E
56-55-3	Benzo (a) anthracene		410	E
218-01-9	Chrysene		280	E
205-99-2	Benzo (b) fluoranthene		550	E
207-08-9	Benzo (k) fluoranthene		180	
50-32-8	Benzo (a) pyrene		310	E
193-39-5	Indeno (1, 2, 3-cd) pyrene		180	
53-70-3	Dibenzo (a, h) anthracene		83	
191-24-2	Benzo (g, h, i) perylene		210	

**PRELIMINARY**

SOM01.2 (6/2007)

1F - FORM I SV-SIM  
SEMIVOLATILE SIM ORGANICS ANALYSIS DATA SHEET

EPA SAMPLE NO.

E3P13

Lab Name: MITKEM LABORATORIES Contract: EP-W-05-030  
 Lab Code: MITKEM Case No.: 38947 Mod. Ref No.: SDG No.: E3P11  
 Matrix: (SOIL/SED/WATER) SOIL Lab Sample ID: H1705-03A  
 Sample wt/vol: 31.3 (g/mL) G Lab File ID: S4D5913.D  
 Extraction: (Type) SONC  
 % Moisture: 32 Decanted: (Y/N) N Date Received: 09/03/2009  
 Concentrated Extract Volume: 500 (uL) Date Extracted: 09/04/2009  
 Injection Volume: 2.0 (uL) GPC Factor: 2.00 Date Analyzed: 09/08/2009  
 GPC Cleanup: (Y/N) Y pH: 7.4 Dilution Factor: 1.0

CAS NO.	COMPOUND	CONCENTRATION UNITS:	
		(ug/L or ug/Kg)	UG/KG
91-20-3	Naphthalene	4.7	U
91-57-6	2-Methylnaphthalene	4.7	U
208-96-8	Acenaphthylene	4.7	U
83-32-9	Acenaphthene	4.7	U
86-73-7	Fluorene	4.7	U
85-01-8	Phenanthrene	15	
120-12-7	Anthracene	4.7	U
206-44-0	Fluoranthene	22	
129-00-0	Pyrene	12	
56-55-3	Benzo (a) anthracene	7.6	
218-01-9	Chrysene	7.7	
205-99-2	Benzo (b) fluoranthene	16	
207-08-9	Benzo (k) fluoranthene	7.0	
50-32-8	Benzo (a) pyrene	8.9	
193-39-5	Indeno (1, 2, 3-cd) pyrene	5.9	
53-70-3	Dibenzo (a, h) anthracene	4.7	U
191-24-2	Benzo (g, h, i) perylene	7.0	

PRELIMINARY

SOM01.2 (6/2007)

1F - FORM I SV-SIM  
SEMIVOLATILE SIM ORGANICS ANALYSIS DATA SHEET

EPA SAMPLE NO.

E3P14

Lab Name: MITKEM LABORATORIES Contract: EP-W-05-030  
 Lab Code: MITKEM Case No.: 38947 Mod. Ref No.: \_\_\_\_\_ SDG No.: E3P11  
 Matrix: (SOIL/SED/WATER) SOIL Lab Sample ID: H1705-13A  
 Sample wt/vol: 30.1 (g/mL) G Lab File ID: S4D5902.D  
 Extraction: (Type) SONC  
 % Moisture: 39 Decanted: (Y/N) N Date Received: 09/04/2009  
 Concentrated Extract Volume: 500 (uL) Date Extracted: 09/04/2009  
 Injection Volume: 2.0 (uL) GPC Factor: 2.00 Date Analyzed: 09/07/2009  
 GPC Cleanup: (Y/N) Y pH: 7.2 Dilution Factor: 8.0

CAS NO.	COMPOUND	CONCENTRATION UNITS:		Q
		ug/L or ug/Kg	UG/KG	
91-20-3	Naphthalene		300	
91-57-6	2-Methylnaphthalene		220	
208-96-8	Acenaphthylene		360	
83-32-9	Acenaphthene		1600	E
86-73-7	Fluorene		2100	E
85-01-8	Phenanthrene		9300	E
120-12-7	Anthracene		2700	E
206-44-0	Fluoranthene		12000	E
129-00-0	Pyrene		9500	E
56-55-3	Benzo (a) anthracene		11000	E
218-01-9	Chrysene		8400	E
205-99-2	Benzo (b) fluoranthene		15000	E
207-08-9	Benzo (k) fluoranthene		4200	E
50-32-8	Benzo (a) pyrene		9300	E
193-39-5	Indeno (1, 2, 3-cd) pyrene		6700	E
53-70-3	Dibenzo (a, h) anthracene		3300	E
191-24-2	Benzo (g, h, i) perylene		7600	E

**PRELIMINARY**

1F - FORM I SV-SIM  
SEMIVOLATILE SIM ORGANICS ANALYSIS DATA SHEET

EPA SAMPLE NO.

E3P15

Lab Name: MITKEM LABORATORIES Contract: EP-W-05-030  
 Lab Code: MITKEM Case No.: 38947 Mod. Ref No.:                      SDG No.: E3P11  
 Matrix: (SOIL/SED/WATER) SOIL Lab Sample ID: H1705-14A  
 Sample wt/vol: 30.4 (g/mL) G Lab File ID: S4D5907.D  
 Extraction: (Type) SONC  
 % Moisture: 27 Decanted: (Y/N) N Date Received: 09/04/2009  
 Concentrated Extract Volume: 500 (uL) Date Extracted: 09/04/2009  
 Injection Volume: 2.0 (uL) GPC Factor: 2.00 Date Analyzed: 09/07/2009  
 GPC Cleanup: (Y/N) Y pH: 7.3 Dilution Factor: 4.0

CAS NO.	COMPOUND	CONCENTRATION UNITS:		Q
		(ug/L or ug/Kg)	UG/KG	
91-20-3	Naphthalene		120	
91-57-6	2-Methylnaphthalene		39	
208-96-8	Acenaphthylene		50	
83-32-9	Acenaphthene		240	E
86-73-7	Fluorene		290	E
85-01-8	Phenanthrene		2000	E
120-12-7	Anthracene		480	E
206-44-0	Fluoranthene		2800	E
129-00-0	Pyrene		1400	E
56-55-3	Benzo (a) anthracene		1200	E
218-01-9	Chrysene		1100	E
205-99-2	Benzo (b) fluoranthene		2300	E
207-08-9	Benzo (k) fluoranthene		530	E
50-32-8	Benzo (a) pyrene		1300	E
193-39-5	Indeno (1, 2, 3-cd) pyrene		690	E
53-70-3	Dibenzo (a, h) anthracene		340	E
191-24-2	Benzo (g, h, i) perylene		770	E

PRELIMINARY

1F - FORM I SV-SIM  
SEMIVOLATILE SIM ORGANICS ANALYSIS DATA SHEET

EPA SAMPLE NO.

E3P16

Lab Name: MITKEM LABORATORIES Contract: EP-W-05-030  
 Lab Code: MITKEM Case No.: 38947 Mod. Ref No.: SDG No.: E3P11  
 Matrix: (SOIL/SED/WATER) SOIL Lab Sample ID: H1705-15A  
 Sample wt/vol: 30.9 (g/mL) G Lab File ID: S4D5916.D  
 Extraction: (Type) SONC  
 % Moisture: 40 Decanted: (Y/N) N Date Received: 09/04/2009  
 Concentrated Extract Volume: 500 (uL) Date Extracted: 09/04/2009  
 Injection Volume: 2.0 (uL) GPC Factor: 2.00 Date Analyzed: 09/08/2009  
 GPC Cleanup: (Y/N) Y pH: 7.5 Dilution Factor: 1.0

CAS NO.	COMPOUND	CONCENTRATION UNITS:	
		(ug/L or ug/Kg)	UG/KG
91-20-3	Naphthalene	5.3	U
91-57-6	2-Methylnaphthalene	5.3	U
208-96-8	Acenaphthylene	5.3	U
83-32-9	Acenaphthene	5.3	U
86-73-7	Fluorene	5.3	U
85-01-8	Phenanthrene	64	E
120-12-7	Anthracene	10	
206-44-0	Fluoranthene	86	E
129-00-0	Pyrene	49	
56-55-3	Benzo (a) anthracene	35	
218-01-9	Chrysene	30	
205-99-2	Benzo (b) fluoranthene	51	
207-08-9	Benzo (k) fluoranthene	23	
50-32-8	Benzo (a) pyrene	32	
193-39-5	Indeno (1, 2, 3-cd) pyrene	19	
53-70-3	Dibenzo (a, h) anthracene	8.6	
191-24-2	Benzo (g, h, i) perylene	24	

PRELIMINARY

1F - FORM I SV-SIM  
SEMIVOLATILE SIM ORGANICS ANALYSIS DATA SHEET

EPA SAMPLE NO.

E3P17

Lab Name: MITKEM LABORATORIES Contract: EP-W-05-030

Lab Code: MITKEM Case No.: 38947 Mod. Ref No.: \_\_\_\_\_ SDG No.: E3P11

Matrix: (SOIL/SED/WATER) SOIL Lab Sample ID: H1705-16A

Sample wt/vol: 31.4 (g/mL) G Lab File ID: S4D5917.D

Extraction: (Type) SONC

% Moisture: 29 Decanted: (Y/N) N Date Received: 09/04/2009

Concentrated Extract Volume: 500 (uL) Date Extracted: 09/04/2009

Injection Volume: 2.0 (uL) GPC Factor: 2.00 Date Analyzed: 09/08/2009

GPC Cleanup: (Y/N) Y pH: 7.2 Dilution Factor: 1.0

CAS NO.	COMPOUND	CONCENTRATION UNITS:		Q
		(ug/L or ug/Kg)	UG/KG	
91-20-3	Naphthalene		15	
91-57-6	2-Methylnaphthalene		8.9	
208-96-8	Acenaphthylene		11	
83-32-9	Acenaphthene		48	E
86-73-7	Fluorene		52	E
85-01-8	Phenanthrene		580	E
120-12-7	Anthracene		130	E
206-44-0	Fluoranthene		710	E
129-00-0	Pyrene		270	E
56-55-3	Benzo (a) anthracene		260	E
218-01-9	Chrysene		220	E
205-99-2	Benzo (b) fluoranthene		790	E
207-08-9	Benzo (k) fluoranthene		260	E
50-32-8	Benzo (a) pyrene		500	E
193-39-5	Indeno (1, 2, 3-cd) pyrene		310	E
53-70-3	Dibenzo (a, h) anthracene		140	E
191-24-2	Benzo (g, h, i) perylene		340	E

**PRELIMINARY**



1F - FORM I SV-SIM  
SEMIVOLATILE SIM ORGANICS ANALYSIS DATA SHEET

EPA SAMPLE NO.

E3P18

Lab Name: MITKEM LABORATORIES Contract: EP-W-05-030  
 Lab Code: MITKEM Case No.: 38947 Mod. Ref No.: \_\_\_\_\_ SDG No.: E3P11  
 Matrix: (SOIL/SED/WATER) SOIL Lab Sample ID: H1705-17A  
 Sample wt/vol: 30.1 (g/mL) G Lab File ID: S4D5908.D  
 Extraction: (Type) SONC  
 % Moisture: 35 Decanted: (Y/N) N Date Received: 09/04/2009  
 Concentrated Extract Volume: 500 (uL) Date Extracted: 09/04/2009  
 Injection Volume: 2.0 (uL) GPC Factor: 2.00 Date Analyzed: 09/07/2009  
 GPC Cleanup: (Y/N) Y pH: 7.4 Dilution Factor: 4.0

CAS NO.	COMPOUND	CONCENTRATION UNITS:		Q
		(ug/L or ug/Kg)	UG/KG	
91-20-3	Naphthalene		150	
91-57-6	2-Methylnaphthalene		61	
208-96-8	Acenaphthylene		77	
83-32-9	Acenaphthene		170	
86-73-7	Fluorene		200	
85-01-8	Phenanthrene		2100	E
120-12-7	Anthracene		460	E
206-44-0	Fluoranthene		2800	E
129-00-0	Pyrene		2200	E
56-55-3	Benzo (a) anthracene		2000	E
218-01-9	Chrysene		1500	E
205-99-2	Benzo (b) fluoranthene		1500	E
207-08-9	Benzo (k) fluoranthene		540	E
50-32-8	Benzo (a) pyrene		1100	E
193-39-5	Indeno (1, 2, 3-cd) pyrene		630	E
53-70-3	Dibenzo (a, h) anthracene		310	E
191-24-2	Benzo (g, h, i) perylene		740	E

PRELIMINARY

1F - FORM I SV-SIM  
SEMIVOLATILE SIM ORGANICS ANALYSIS DATA SHEET

EPA SAMPLE NO.

E3P19

Lab Name: MITKEM LABORATORIES Contract: EP-W-05-030  
 Lab Code: MITKEM Case No.: 38947 Mod. Ref No.: SDG No.: E3P11  
 Matrix: (SOIL/SED/WATER) SOIL Lab Sample ID: H1705-18A  
 Sample wt/vol: 30.7 (g/mL) G Lab File ID: S4D5918.D  
 Extraction: (Type) SONC  
 % Moisture: 37 Decanted: (Y/N) N Date Received: 09/04/2009  
 Concentrated Extract Volume: 500 (uL) Date Extracted: 09/04/2009  
 Injection Volume: 2.0 (uL) GPC Factor: 2.00 Date Analyzed: 09/08/2009  
 GPC Cleanup: (Y/N) Y pH: 7.7 Dilution Factor: 1.0

CAS NO.	COMPOUND	CONCENTRATION UNITS:	
		(ug/L or ug/Kg)	UG/KG
91-20-3	Naphthalene	5.1	U
91-57-6	2-Methylnaphthalene	5.1	U
208-96-8	Acenaphthylene	5.1	U
83-32-9	Acenaphthene	5.1	U
86-73-7	Fluorene	5.1	U
85-01-8	Phenanthrene	24	
120-12-7	Anthracene	5.1	U
206-44-0	Fluoranthene	25	
129-00-0	Pyrene	12	
56-55-3	Benzo (a) anthracene	10	
218-01-9	Chrysene	11	
205-99-2	Benzo (b) fluoranthene	5.1	U
207-08-9	Benzo (k) fluoranthene	5.1	U
50-32-8	Benzo (a) pyrene	5.1	U
193-39-5	Indeno (1, 2, 3-cd) pyrene	5.1	U
53-70-3	Dibenzo (a, h) anthracene	5.1	U
191-24-2	Benzo (g, h, i) perylene	5.1	U

PRELIMINARY

SOM01.2 (6/2007)

1F - FORM I SV-SIM  
SEMIVOLATILE SIM ORGANICS ANALYSIS DATA SHEET

EPA SAMPLE NO.

E3P20

Lab Name: MITKEM LABORATORIES Contract: EP-W-05-030  
 Lab Code: MITKEM Case No.: 38947 Mod. Ref No.: \_\_\_\_\_ SDG No.: E3P11  
 Matrix: (SOIL/SED/WATER) SOIL Lab Sample ID: H1705-19A  
 Sample wt/vol: 31.2 (g/mL) G Lab File ID: S4D5919.D  
 Extraction: (Type) SONC  
 % Moisture: 38 Decanted: (Y/N) N Date Received: 09/04/2009  
 Concentrated Extract Volume: 500 (uL) Date Extracted: 09/04/2009  
 Injection Volume: 2.0 (uL) GPC Factor: 2.00 Date Analyzed: 09/08/2009  
 GPC Cleanup: (Y/N) Y pH: 7.6 Dilution Factor: 1.0

CAS NO.	COMPOUND	CONCENTRATION UNITS:		Q
		(ug/L or ug/Kg)	UG/KG	
91-20-3	Naphthalene		5.1	U
91-57-6	2-Methylnaphthalene		5.1	U
208-96-8	Acenaphthylene		5.1	U
83-32-9	Acenaphthene		5.1	U
86-73-7	Fluorene		5.1	U
85-01-8	Phenanthrene		12	
120-12-7	Anthracene		5.1	U
206-44-0	Fluoranthene		21	
129-00-0	Pyrene		12	
56-55-3	Benzo (a) anthracene		10	
218-01-9	Chrysene		11	
205-99-2	Benzo (b) fluoranthene		9.0	
207-08-9	Benzo (k) fluoranthene		5.1	U
50-32-8	Benzo (a) pyrene		5.1	U
193-39-5	Indeno (1, 2, 3-cd) pyrene		5.1	U
53-70-3	Dibenzo (a, h) anthracene		5.1	U
191-24-2	Benzo (g, h, i) perylene		5.1	U

**PRELIMINARY**

1F - FORM I SV-SIM  
SEMIVOLATILE SIM ORGANICS ANALYSIS DATA SHEET

EPA SAMPLE NO.

E3P21

Lab Name: MITKEM LABORATORIES Contract: EP-W-05-030  
 Lab Code: MITKEM Case No.: 38947 Mod. Ref No.: SDG No.: E3P11  
 Matrix: (SOIL/SED/WATER) SOIL Lab Sample ID: H1705-04A  
 Sample wt/vol: 30.7 (g/mL) G Lab File ID: S4D5903.D  
 Extraction: (Type) SONC  
 % Moisture: 41 Decanted: (Y/N) N Date Received: 09/03/2009  
 Concentrated Extract Volume: 500 (uL) Date Extracted: 09/04/2009  
 Injection Volume: 2.0 (uL) GPC Factor: 2.00 Date Analyzed: 09/07/2009  
 GPC Cleanup: (Y/N) Y pH: 7.1 Dilution Factor: 8.0

CAS NO.	COMPOUND	CONCENTRATION UNITS:	
		(ug/L or ug/Kg)	UG/KG
91-20-3	Naphthalene	540	E
91-57-6	2-Methylnaphthalene	200	
208-96-8	Acenaphthylene	300	
83-32-9	Acenaphthene	480	E
86-73-7	Fluorene	930	E
85-01-8	Phenanthrene	6200	E
120-12-7	Anthracene	1600	E
206-44-0	Fluoranthene	8800	E
129-00-0	Pyrene	7000	E
56-55-3	Benzo (a) anthracene	6700	E
218-01-9	Chrysene	6600	E
205-99-2	Benzo (b) fluoranthene	9900	E
207-08-9	Benzo (k) fluoranthene	3600	E
50-32-8	Benzo (a) pyrene	6200	E
193-39-5	Indeno (1, 2, 3-cd) pyrene	4300	E
53-70-3	Dibenzo (a, h) anthracene	2000	E
191-24-2	Benzo (g, h, i) perylene	4700	E

**PRELIMINARY**

SOM01.2 (6/2007)

1F - FORM I SV-SIM  
SEMIVOLATILE SIM ORGANICS ANALYSIS DATA SHEET

EPA SAMPLE NO.

E3P22

Lab Name: MITKEM LABORATORIES Contract: EP-W-05-030  
 Lab Code: MITKEM Case No.: 38947 Mod. Ref No.: \_\_\_\_\_ SDG No.: E3P11  
 Matrix: (SOIL/SED/WATER) SOIL Lab Sample ID: H1705-05A  
 Sample wt/vol: 31.3 (g/mL) G Lab File ID: S4D5904.D  
 Extraction: (Type) SONC  
 % Moisture: 41 Decanted: (Y/N) N Date Received: 09/03/2009  
 Concentrated Extract Volume: 500 (uL) Date Extracted: 09/04/2009  
 Injection Volume: 2.0 (uL) GPC Factor: 2.00 Date Analyzed: 09/07/2009  
 GPC Cleanup: (Y/N) Y pH: 7.4 Dilution Factor: 8.0

CAS NO.	COMPOUND	CONCENTRATION UNITS:	
		(ug/L or ug/Kg)	UG/KG
91-20-3	Naphthalene	790	E
91-57-6	2-Methylnaphthalene	140	
208-96-8	Acenaphthylene	230	
83-32-9	Acenaphthene	370	
86-73-7	Fluorene	640	E
85-01-8	Phenanthrene	5000	E
120-12-7	Anthracene	1300	E
206-44-0	Fluoranthene	7500	E
129-00-0	Pyrene	5700	E
56-55-3	Benzo (a) anthracene	6500	E
218-01-9	Chrysene	4800	E
205-99-2	Benzo (b) fluoranthene	7900	E
207-08-9	Benzo (k) fluoranthene	3200	E
50-32-8	Benzo (a) pyrene	5200	E
193-39-5	Indeno (1, 2, 3-cd) pyrene	3500	E
53-70-3	Dibenzo (a, h) anthracene	1700	E
191-24-2	Benzo (g, h, i) perylene	3900	E

PRELIMINARY

1F - FORM I SV-SIM  
SEMIVOLATILE SIM ORGANICS ANALYSIS DATA SHEET

EPA SAMPLE NO.

E3P23

Lab Name: MITKEM LABORATORIES Contract: EP-W-05-030  
 Lab Code: MITKEM Case No.: 38947 Mod. Ref No.: SDG No.: E3P11  
 Matrix: (SOIL/SED/WATER) SOIL Lab Sample ID: H1705-06A  
 Sample wt/vol: 31.9 (g/mL) G Lab File ID: S4D5911.D  
 Extraction: (Type) SONC  
 % Moisture: 40 Decanted: (Y/N) N Date Received: 09/03/2009  
 Concentrated Extract Volume: 500 (uL) Date Extracted: 09/04/2009  
 Injection Volume: 2.0 (uL) GPC Factor: 2.00 Date Analyzed: 09/08/2009  
 GPC Cleanup: (Y/N) Y pH: 7.6 Dilution Factor: 4.0

CAS NO.	COMPOUND	CONCENTRATION UNITS:		Q
		(ug/L or ug/Kg)	UG/KG	
91-20-3	Naphthalene		21	U
91-57-6	2-Methylnaphthalene		21	U
208-96-8	Acenaphthylene		21	U
83-32-9	Acenaphthene		21	U
86-73-7	Fluorene		21	U
85-01-8	Phenanthrene		64	
120-12-7	Anthracene		21	U
206-44-0	Fluoranthene		96	
129-00-0	Pyrene		66	
56-55-3	Benzo (a) anthracene		45	
218-01-9	Chrysene		44	
205-99-2	Benzo (b) fluoranthene		69	
207-08-9	Benzo (k) fluoranthene		27	
50-32-8	Benzo (a) pyrene		38	
193-39-5	Indeno (1, 2, 3-cd) pyrene		25	
53-70-3	Dibenzo (a, h) anthracene		21	U
191-24-2	Benzo (g, h, i) perylene		30	

PRELIMINARY

SOM01.2 (6/2007)

1F - FORM I SV-SIM  
SEMIVOLATILE SIM ORGANICS ANALYSIS DATA SHEET

EPA SAMPLE NO.

E3P30

Lab Name: MITKEM LABORATORIES Contract: EP-W-05-030  
 Lab Code: MITKEM Case No.: 38947 Mod. Ref No.:                      SDG No.: E3P11  
 Matrix: (SOIL/SED/WATER) SOIL Lab Sample ID: H1705-07A  
 Sample wt/vol: 30.7 (g/mL) G Lab File ID: S4D5905.D  
 Extraction: (Type) SONC  
 % Moisture: 28 Decanted: (Y/N) N Date Received: 09/03/2009  
 Concentrated Extract Volume: 500 (uL) Date Extracted: 09/04/2009  
 Injection Volume: 2.0 (uL) GPC Factor: 2.00 Date Analyzed: 09/07/2009  
 GPC Cleanup: (Y/N) Y pH: 7.2 Dilution Factor: 8.0

CAS NO.	COMPOUND	CONCENTRATION UNITS:	
		(ug/L or ug/Kg)	UG/KG
91-20-3	Naphthalene	680	E
91-57-6	2-Methylnaphthalene	190	
208-96-8	Acenaphthylene	220	
83-32-9	Acenaphthene	620	E
86-73-7	Fluorene	910	E
85-01-8	Phenanthrene	5200	E
120-12-7	Anthracene	1700	E
206-44-0	Fluoranthene	7800	E
129-00-0	Pyrene	6000	E
56-55-3	Benzo (a) anthracene	6400	E
218-01-9	Chrysene	5700	E
205-99-2	Benzo (b) fluoranthene	9100	E
207-08-9	Benzo (k) fluoranthene	2900	E
50-32-8	Benzo (a) pyrene	5600	E
193-39-5	Indeno (1, 2, 3-cd) pyrene	3400	E
53-70-3	Dibenzo (a, h) anthracene	1600	E
191-24-2	Benzo (g, h, i) perylene	3700	E

PRELIMINARY

SOM01.2 (6/2007)

1F - FORM I SV-SIM  
SEMIVOLATILE SIM ORGANICS ANALYSIS DATA SHEET

EPA SAMPLE NO.

E3P31

Lab Name: MITKEM LABORATORIES Contract: EP-W-05-030  
 Lab Code: MITKEM Case No.: 38947 Mod. Ref No.: SDG No.: E3P11  
 Matrix: (SOIL/SED/WATER) SOIL Lab Sample ID: H1705-08A  
 Sample wt/vol: 30.3 (g/mL) G Lab File ID: S4D5912.D  
 Extraction: (Type) SONC  
 % Moisture: 33 Decanted: (Y/N) N Date Received: 09/03/2009  
 Concentrated Extract Volume: 500 (uL) Date Extracted: 09/04/2009  
 Injection Volume: 2.0 (uL) GPC Factor: 2.00 Date Analyzed: 09/08/2009  
 GPC Cleanup: (Y/N) Y pH: 7.5 Dilution Factor: 4.0

CAS NO.	COMPOUND	CONCENTRATION UNITS:	
		(ug/L or ug/Kg)	UG/KG
91-20-3	Naphthalene	20	U
91-57-6	2-Methylnaphthalene	20	U
208-96-8	Acenaphthylene	20	U
83-32-9	Acenaphthene	20	U
86-73-7	Fluorene	20	U
85-01-8	Phenanthrene	20	U
120-12-7	Anthracene	20	U
206-44-0	Fluoranthene	20	U
129-00-0	Pyrene	20	U
56-55-3	Benzo (a) anthracene	20	U
218-01-9	Chrysene	20	U
205-99-2	Benzo (b) fluoranthene	20	U
207-08-9	Benzo (k) fluoranthene	20	U
50-32-8	Benzo (a) pyrene	20	U
193-39-5	Indeno (1, 2, 3-cd) pyrene	20	U
53-70-3	Dibenzo (a, h) anthracene	20	U
191-24-2	Benzo (g, h, i) perylene	20	U

PRELIMINARY

SOM01.2 (6/2007)



1F - FORM I SV-SIM  
SEMIVOLATILE SIM ORGANICS ANALYSIS DATA SHEET

EPA SAMPLE NO.

E3P35

Lab Name: MITKEM LABORATORIES Contract: EP-W-05-030  
 Lab Code: MITKEM Case No.: 38947 Mod. Ref No.: \_\_\_\_\_ SDG No.: E3P11  
 Matrix: (SOIL/SED/WATER) SOIL Lab Sample ID: H1705-20A  
 Sample wt/vol: 30.0 (g/mL) G Lab File ID: S4D5920.D  
 Extraction: (Type) SONC  
 % Moisture: 55 Decanted: (Y/N) N Date Received: 09/04/2009  
 Concentrated Extract Volume: 500 (uL) Date Extracted: 09/04/2009  
 Injection Volume: 2.0 (uL) GPC Factor: 2.00 Date Analyzed: 09/08/2009  
 GPC Cleanup: (Y/N) Y pH: 7.5 Dilution Factor: 1.0

CAS NO.	COMPOUND	CONCENTRATION UNITS:	
		(ug/L or ug/Kg)	UG/KG
91-20-3	Naphthalene	7.3	U
91-57-6	2-Methylnaphthalene	7.3	U
208-96-8	Acenaphthylene	7.3	U
83-32-9	Acenaphthene	7.3	U
86-73-7	Fluorene	7.3	U
85-01-8	Phenanthrene	20	
120-12-7	Anthracene	7.3	U
206-44-0	Fluoranthene	9.4	
129-00-0	Pyrene	7.3	U
56-55-3	Benzo (a) anthracene	7.3	U
218-01-9	Chrysene	7.3	U
205-99-2	Benzo (b) fluoranthene	7.3	U
207-08-9	Benzo (k) fluoranthene	7.3	U
50-32-8	Benzo (a) pyrene	7.3	U
193-39-5	Indeno (1, 2, 3-cd) pyrene	7.3	U
53-70-3	Dibenzo (a, h) anthracene	7.3	U
191-24-2	Benzo (g, h, i) perylene	7.3	U

PRELIMINARY

SOM01.2 (6/2007)

1H - FORM I ARO  
 AROCLOR ORGANICS ANALYSIS DATA SHEET

EPA SAMPLE NO.

E3P32

Lab Name: MITKEM LABORATORIES Contract: EP-W-05-030  
 Lab Code: MITKEM Case No.: 38947 Mod. Ref No.: \_\_\_\_\_ SDG No.: E3P32  
 Matrix: (SOIL/SED/WATER) SOIL Lab Sample ID: H1720-01A  
 Sample wt/vol: 30.6 (g/mL) G Lab File ID: E3G6350F.D/E3G6350R.D  
 % Moisture: 42 Decanted: (Y/N) N Date Received: 09/04/2009  
 Extraction: (Type) SONC Date Extracted: 09/04/2009  
 Concentrated Extract Volume: 10000 (uL) Date Analyzed: 09/06/2009  
 Injection Volume: 1.0 (uL) GPC Factor: 1.00 Dilution Factor: 1.0  
 GPC Cleanup: (Y/N) N pH: 7.5 Sulfur Cleanup: (Y/N) Y  
 Acid Cleanup: (Y/N) Y

CAS NO.	COMPOUND	CONCENTRATION UNITS:	
		ug/L or ug/Kg	ug/Kg
12674-11-2	Aroclor-1016	56	U
11104-28-2	Aroclor-1221	56	U
11141-16-5	Aroclor-1232	56	U
53469-21-9	Aroclor-1242	56	U
12672-29-6	Aroclor-1248	56	U
11097-69-1	Aroclor-1254	56	U
11096-82-5	Aroclor-1260	56	U
37324-23-5	Aroclor-1262	56	U
11100-14-4	Aroclor-1268	56	U

**PRELIMINARY**

1H - FORM I ARO  
 AROCLOR ORGANICS ANALYSIS DATA SHEET

EPA SAMPLE NO.

E3P33

Lab Name: MITKEM LABORATORIES Contract: EP-W-05-030  
 Lab Code: MITKEM Case No.: 38947 Mod. Ref No.: \_\_\_\_\_ SDG No.: E3P32  
 Matrix: (SOIL/SED/WATER) SOIL Lab Sample ID: H1720-02A  
 Sample wt/vol: 30.9 (g/mL) G Lab File ID: E3G6351F.D/E3G6351R.D  
 % Moisture: 44 Decanted: (Y/N) N Date Received: 09/04/2009  
 Extraction: (Type) SONC Date Extracted: 09/04/2009  
 Concentrated Extract Volume: 10000 (uL) Date Analyzed: 09/06/2009  
 Injection Volume: 1.0 (uL) GPC Factor: 1.00 Dilution Factor: 1.0  
 GPC Cleanup: (Y/N) N pH: 7.8 Sulfur Cleanup: (Y/N) Y  
 Acid Cleanup: (Y/N) Y

CAS NO.	COMPOUND	CONCENTRATION UNITS:	
		(ug/L or ug/Kg)	UG/KG
12674-11-2	Aroclor-1016	57	U
11104-28-2	Aroclor-1221	57	U
11141-16-5	Aroclor-1232	57	U
53469-21-9	Aroclor-1242	57	U
12672-29-6	Aroclor-1248	31	J
11097-69-1	Aroclor-1254	57	U
11096-82-5	Aroclor-1260	57	U
37324-23-5	Aroclor-1262	57	U
11100-14-4	Aroclor-1268	57	U

**PRELIMINARY**

SOM01.2 (6/2007)

1H - FORM I ARO  
 AROCLOR ORGANICS ANALYSIS DATA SHEET

EPA SAMPLE NO.

E3P34

Lab Name: MITKEM LABORATORIES Contract: EP-W-05-030  
 Lab Code: MITKEM Case No.: 38947 Mod. Ref No.: \_\_\_\_\_ SDG No.: E3P32  
 Matrix: (SOIL/SED/WATER) SOIL Lab Sample ID: H1720-03A  
 Sample wt/vol: 30.8 (g/mL) G Lab File ID: E3G6352F.D/E3G6352R.D  
 % Moisture: 40 Decanted: (Y/N) N Date Received: 09/04/2009  
 Extraction: (Type) SONC Date Extracted: 09/04/2009  
 Concentrated Extract Volume: 10000 (uL) Date Analyzed: 09/06/2009  
 Injection Volume: 1.0 (uL) GPC Factor: 1.00 Dilution Factor: 1.0  
 GPC Cleanup: (Y/N) N pH: 7.8 Sulfur Cleanup: (Y/N) Y  
 Acid Cleanup: (Y/N) Y

CAS NO.	COMPOUND	CONCENTRATION UNITS:	
		(ug/L or ug/Kg)	UG/KG
12674-11-2	Aroclor-1016	54	U
11104-28-2	Aroclor-1221	54	U
11141-16-5	Aroclor-1232	54	U
53469-21-9	Aroclor-1242	54	U
12672-29-6	Aroclor-1248	54	U
11097-69-1	Aroclor-1254	54	U
11096-82-5	Aroclor-1260	54	U
37324-23-5	Aroclor-1262	54	U
11100-14-4	Aroclor-1268	54	U

**PRELIMINARY**

SOM01.2 (6/2007)

1H - FORM I ARO  
 AROCLOR ORGANICS ANALYSIS DATA SHEET

EPA SAMPLE NO.

E3P36

Lab Name: MITKEM LABORATORIES Contract: EP-W-05-030  
 Lab Code: MITKEM Case No.: 38947 Mod. Ref No.: \_\_\_\_\_ SDG No.: E3P32  
 Matrix: (SOIL/SED/WATER) SOIL Lab Sample ID: H1720-04A  
 Sample wt/vol: 30.3 (g/mL) G Lab File ID: E3G6353F.D/E3G6353R.D  
 % Moisture: 53 Decanted: (Y/N) N Date Received: 09/04/2009  
 Extraction: (Type) SONC Date Extracted: 09/04/2009  
 Concentrated Extract Volume: 10000 (uL) Date Analyzed: 09/06/2009  
 Injection Volume: 1.0 (uL) GPC Factor: 1.00 Dilution Factor: 1.0  
 GPC Cleanup: (Y/N) N pH: 7.4 Sulfur Cleanup: (Y/N) Y  
 Acid Cleanup: (Y/N) Y

CAS NO.	COMPOUND	CONCENTRATION UNITS: UG/KG	
		(ug/L or ug/Kg)	Q
12674-11-2	Aroclor-1016	70	U
11104-28-2	Aroclor-1221	70	U
11141-16-5	Aroclor-1232	70	U
53469-21-9	Aroclor-1242	70	U
12672-29-6	Aroclor-1248	70	U
11097-69-1	Aroclor-1254	70	U
11096-82-5	Aroclor-1260	70	U
37324-23-5	Aroclor-1262	70	U
11100-14-4	Aroclor-1268	70	U

**PRELIMINARY**

SOM01.2 (6/2007)

1H - FORM I ARO  
 AROCLOR ORGANICS ANALYSIS DATA SHEET

EPA SAMPLE NO.

E3P37

Lab Name: MITKEM LABORATORIES Contract: EP-W-05-030  
 Lab Code: MITKEM Case No.: 38947 Mod. Ref No.: \_\_\_\_\_ SDG No.: E3P32  
 Matrix: (SOIL/SED/WATER) WATER Lab Sample ID: H1720-05A  
 Sample wt/vol: 1000 (g/mL) ML Lab File ID: E3G6360F.D/E3G6360R.D  
 % Moisture: \_\_\_\_\_ Decanted: (Y/N) \_\_\_\_\_ Date Received: 09/04/2009  
 Extraction: (Type) SEPF Date Extracted: 09/04/2009  
 Concentrated Extract Volume: 10000 (uL) Date Analyzed: 09/06/2009  
 Injection Volume: 1.0 (uL) GPC Factor: 1.00 Dilution Factor: 1.0  
 GPC Cleanup: (Y/N) N pH: \_\_\_\_\_ Sulfur Cleanup: (Y/N) Y  
 Acid Cleanup: (Y/N) Y

CAS NO.	COMPOUND	CONCENTRATION UNITS:		
		(ug/L or ug/Kg)	UG/L	
12674-11-2	Aroclor-1016		1.0	U
11104-28-2	Aroclor-1221		1.0	U
11141-16-5	Aroclor-1232		1.0	U
53469-21-9	Aroclor-1242		1.0	U
12672-29-6	Aroclor-1248		1.0	U
11097-69-1	Aroclor-1254		1.0	U
11096-82-5	Aroclor-1260		1.0	U
37324-23-5	Aroclor-1262		1.0	U
11100-14-4	Aroclor-1268		1.0	U

**PRELIMINARY**

SOM01.2 (6/2007)

1H - FORM I ARO  
 AROCLOR ORGANICS ANALYSIS DATA SHEET

EPA SAMPLE NO.

E3P38

Lab Name: MITKEM LABORATORIES Contract: EP-W-05-030  
 Lab Code: MITKEM Case No.: 38947 Mod. Ref No.: \_\_\_\_\_ SDG No.: E3P32  
 Matrix: (SOIL/SED/WATER) WATER Lab Sample ID: H1720-06A  
 Sample wt/vol: 1000 (g/mL) ML Lab File ID: E3G6361F.D/E3G6361R.D  
 % Moisture: \_\_\_\_\_ Decanted: (Y/N) \_\_\_\_\_ Date Received: 09/04/2009  
 Extraction: (Type) SEPF Date Extracted: 09/04/2009  
 Concentrated Extract Volume: 10000 (uL) Date Analyzed: 09/06/2009  
 Injection Volume: 1.0 (uL) GPC Factor: 1.00 Dilution Factor: 1.0  
 GPC Cleanup: (Y/N) N pH: \_\_\_\_\_ Sulfur Cleanup: (Y/N) Y  
 Acid Cleanup: (Y/N) Y

CAS NO.	COMPOUND	CONCENTRATION UNITS:	
		(ug/L or ug/Kg)	UG/L
12674-11-2	Aroclor-1016	1.0	U
11104-28-2	Aroclor-1221	1.0	U
11141-16-5	Aroclor-1232	1.0	U
53469-21-9	Aroclor-1242	1.0	U
12672-29-6	Aroclor-1248	1.0	U
11097-69-1	Aroclor-1254	1.0	U
11096-82-5	Aroclor-1260	1.0	U
37324-23-5	Aroclor-1262	1.0	U
11100-14-4	Aroclor-1268	1.0	U

**PRELIMINARY**

SOM01.2 (6/2007)

1H - FORM I ARO  
 AROCLOR ORGANICS ANALYSIS DATA SHEET

EPA SAMPLE NO.

E3P39

Lab Name: MITKEM LABORATORIES Contract: EP-W-05-030  
 Lab Code: MITKEM Case No.: 38947 Mod. Ref No.:                      SDG No.: E3P32  
 Matrix: (SOIL/SED/WATER) SOIL Lab Sample ID: H1720-07A  
 Sample wt/vol: 30.4 (g/mL) G Lab File ID: E3G6354F.D/E3G6354R.D  
 % Moisture: 34 Decanted: (Y/N) N Date Received: 09/04/2009  
 Extraction: (Type) SONC Date Extracted: 09/04/2009  
 Concentrated Extract Volume: 10000 (uL) Date Analyzed: 09/06/2009  
 Injection Volume: 1.0 (uL) GPC Factor: 1.00 Dilution Factor: 1.0  
 GPC Cleanup: (Y/N) N pH: 7.9 Sulfur Cleanup: (Y/N) Y  
 Acid Cleanup: (Y/N) Y

CAS NO.	COMPOUND	CONCENTRATION UNITS:	
		ug/L or ug/Kg	ug/kg
12674-11-2	Aroclor-1016	49	U
11104-28-2	Aroclor-1221	49	U
11141-16-5	Aroclor-1232	49	U
53469-21-9	Aroclor-1242	49	U
12672-29-6	Aroclor-1248	49	U
11097-69-1	Aroclor-1254	49	U
11096-82-5	Aroclor-1260	49	U
37324-23-5	Aroclor-1262	49	U
11100-14-4	Aroclor-1268	49	U

**PRELIMINARY**

SOM01.2 (6/2007)



1H - FORM I ARO  
 AROCLOR ORGANICS ANALYSIS DATA SHEET

EPA SAMPLE NO.

E3P39MS(1)

Lab Name: MITKEM LABORATORIES Contract: EP-W-05-030  
 Lab Code: MITKEM Case No.: 38947 Mod. Ref No.: \_\_\_\_\_ SDG No.: E3P32  
 Matrix: (SOIL/SED/WATER) SOIL Lab Sample ID: H1720-07AMS  
 Sample wt/vol: 30.9 (g/mL) G Lab File ID: E3G6355F.D  
 % Moisture: 34 Decanted: (Y/N) N Date Received: 09/04/2009  
 Extraction: (Type) SONC Date Extracted: 09/04/2009  
 Concentrated Extract Volume: 10000 (uL) Date Analyzed: 09/06/2009  
 Injection Volume: 1.0 (uL) GPC Factor: 1.00 Dilution Factor: 1.0  
 GPC Cleanup: (Y/N) N pH: 7.9 Sulfur Cleanup: (Y/N) Y  
 Acid Cleanup: (Y/N) Y

CAS NO.	COMPOUND	CONCENTRATION UNITS:	
		(ug/L or ug/Kg)	UG/KG
12674-11-2	Aroclor-1016		190
11104-28-2	Aroclor-1221		49
11141-16-5	Aroclor-1232		49
53469-21-9	Aroclor-1242		49
12672-29-6	Aroclor-1248		49
11097-69-1	Aroclor-1254		49
11096-82-5	Aroclor-1260		180
37324-23-5	Aroclor-1262		49
11100-14-4	Aroclor-1268		49

**PRELIMINARY**

1H - FORM I ARO  
 AROCLOR ORGANICS ANALYSIS DATA SHEET

EPA SAMPLE NO.

E3P39MS (2)

Lab Name: MITKEM LABORATORIES Contract: EP-W-05-030  
 Lab Code: MITKEM Case No.: 38947 Mod. Ref No.: \_\_\_\_\_ SDG No.: E3P32  
 Matrix: (SOIL/SED/WATER) SOIL Lab Sample ID: H1720-07AMS  
 Sample wt/vol: 30.9 (g/mL) G Lab File ID: E3G6355R.D  
 % Moisture: 34 Decanted: (Y/N) N Date Received: 09/04/2009  
 Extraction: (Type) SONC Date Extracted: 09/04/2009  
 Concentrated Extract Volume: 10000 (uL) Date Analyzed: 09/06/2009  
 Injection Volume: 1.0 (uL) GPC Factor: 1.00 Dilution Factor: 1.0  
 GPC Cleanup: (Y/N) N pH: 7.9 Sulfur Cleanup: (Y/N) Y  
 Acid Cleanup: (Y/N) Y

CAS NO.	COMPOUND	CONCENTRATION UNITS:	
		(ug/L or ug/Kg)	UG/KG
12674-11-2	Aroclor-1016		180
11104-28-2	Aroclor-1221		49
11141-16-5	Aroclor-1232		49
53469-21-9	Aroclor-1242		49
12672-29-6	Aroclor-1248		49
11097-69-1	Aroclor-1254		49
11096-82-5	Aroclor-1260		180
37324-23-5	Aroclor-1262		49
11100-14-4	Aroclor-1268		49

**PRELIMINARY**

1H - FORM I ARO  
 AROCLOR ORGANICS ANALYSIS DATA SHEET

EPA SAMPLE NO.

E3P39MSD(1)

Lab Name: MITKEM LABORATORIES Contract: EP-W-05-030  
 Lab Code: MITKEM Case No.: 38947 Mod. Ref No.: SDG No.: E3P32  
 Matrix: (SOIL/SED/WATER) SOIL Lab Sample ID: H1720-07AMSD  
 Sample wt/vol: 30.1 (g/mL) G Lab File ID: E3G6356F.D  
 % Moisture: 34 Decanted: (Y/N) N Date Received: 09/04/2009  
 Extraction: (Type) SONC Date Extracted: 09/04/2009  
 Concentrated Extract Volume: 10000 (uL) Date Analyzed: 09/06/2009  
 Injection Volume: 1.0 (uL) GPC Factor: 1.00 Dilution Factor: 1.0  
 GPC Cleanup: (Y/N) N pH: 7.9 Sulfur Cleanup: (Y/N) Y  
 Acid Cleanup: (Y/N) Y

CAS NO.	COMPOUND	CONCENTRATION UNITS:	
		(ug/L or ug/Kg)	UG/KG
12674-11-2	Aroclor-1016		200
11104-28-2	Aroclor-1221		50
11141-16-5	Aroclor-1232		50
53469-21-9	Aroclor-1242		50
12672-29-6	Aroclor-1248		50
11097-69-1	Aroclor-1254		50
11096-82-5	Aroclor-1260		180
37324-23-5	Aroclor-1262		50
11100-14-4	Aroclor-1268		50

**PRELIMINARY**

SOM01.2 (6/2007)

1H - FORM I ARO  
 AROCLOR ORGANICS ANALYSIS DATA SHEET

EPA SAMPLE NO.

E3P39MSD(2)

Lab Name: MITKEM LABORATORIES Contract: EP-W-05-030  
 Lab Code: MITKEM Case No.: 38947 Mod. Ref No.: \_\_\_\_\_ SDG No.: E3P32  
 Matrix: (SOIL/SED/WATER) SOIL Lab Sample ID: H1720-07AMSD  
 Sample wt/vol: 30.1 (g/mL) G Lab File ID: E3G6356R.D  
 % Moisture: 34 Decanted: (Y/N) N Date Received: 09/04/2009  
 Extraction: (Type) SONC Date Extracted: 09/04/2009  
 Concentrated Extract Volume: 10000 (uL) Date Analyzed: 09/06/2009  
 Injection Volume: 1.0 (uL) GPC Factor: 1.00 Dilution Factor: 1.0  
 GPC Cleanup: (Y/N) N pH: 7.9 Sulfur Cleanup: (Y/N) Y  
 Acid Cleanup: (Y/N) Y

CAS NO.	COMPOUND	CONCENTRATION UNITS:	
		(ug/L or ug/Kg)	UG/KG
12674-11-2	Aroclor-1016		180
11104-28-2	Aroclor-1221		50
11141-16-5	Aroclor-1232		50
53469-21-9	Aroclor-1242		50
12672-29-6	Aroclor-1248		50
11097-69-1	Aroclor-1254		50
11096-82-5	Aroclor-1260		180
37324-23-5	Aroclor-1262		50
11100-14-4	Aroclor-1268		50

**PRELIMINARY**

1H - FORM I ARO  
 AROCLOR ORGANICS ANALYSIS DATA SHEET

EPA SAMPLE NO.

E3P40

Lab Name: MITKEM LABORATORIES Contract: EP-W-05-030  
 Lab Code: MITKEM Case No.: 38947 Mod. Ref No.: \_\_\_\_\_ SDG No.: E3P32  
 Matrix: (SOIL/SED/WATER) SOIL Lab Sample ID: H1720-08A  
 Sample wt/vol: 30.1 (g/mL) G Lab File ID: E3G6357F.D/E3G6357R.D  
 % Moisture: 35 Decanted: (Y/N) N Date Received: 09/04/2009  
 Extraction: (Type) SONC Date Extracted: 09/04/2009  
 Concentrated Extract Volume: 10000 (uL) Date Analyzed: 09/06/2009  
 Injection Volume: 1.0 (uL) GPC Factor: 1.00 Dilution Factor: 1.0  
 GPC Cleanup: (Y/N) N pH: 7.8 Sulfur Cleanup: (Y/N) Y  
 Acid Cleanup: (Y/N) Y

CAS NO.	COMPOUND	CONCENTRATION UNITS:	
		(ug/L or ug/Kg)	UG/KG
12674-11-2	Aroclor-1016	51	U
11104-28-2	Aroclor-1221	51	U
11141-16-5	Aroclor-1232	51	U
53469-21-9	Aroclor-1242	51	U
12672-29-6	Aroclor-1248	51	U
11097-69-1	Aroclor-1254	51	U
11096-82-5	Aroclor-1260	51	U
37324-23-5	Aroclor-1262	51	U
11100-14-4	Aroclor-1268	51	U

**PRELIMINARY**

10C - FORM X ARO  
IDENTIFICATION SUMMARY  
FOR MULTICOMPONENT ANALYTES

EPA SAMPLE NO.

E3P33

Lab Name: MITKEM LABORATORIES Contract: EP-W-05-030  
 Lab Code: MITKEM Case No.: 38947 Mod. Ref No.:                      SDG No.: E3P32  
 Lab Sample ID: H1720-02A Date(s) Analyzed: 09/06/2009 09/06/2009  
 Instrument ID (1): E3 Instrument ID (2): E3  
 GC Column(1): CLPPest ID: 0.53 (mm) GC Column(2): CLPPestII ID: 0.53 (MM)

ANALYTE	PEAK	RT	RT WINDOW		CONCENTRATION		%D
			FROM	TO	PEAK	MEAN	
Aroclor-1248	1	4.673	4.608	4.748	34.7395	35.263482	
	2	5.264	5.203	5.343	38.1840		
COLUMN 1	3	5.475	5.395	5.535	32.8670		
	4						
	5						
COLUMN 2	1	5.666	5.607	5.747	28.7207	31.299990	12.7
	2	5.992	5.933	6.073	32.6151		
	3	6.251	6.200	6.340	32.5642		
	4						
	5						

At least 3 peaks for each column are required for identification of multicomponent analytes

**PRELIMINARY**

10C - FORM X ARO  
 IDENTIFICATION SUMMARY  
 FOR MULTICOMPONENT ANALYTES

EPA SAMPLE NO.

E3P39MS

Lab Name: MITKEM LABORATORIES Contract: EP-W-05-030  
 Lab Code: MITKEM Case No.: 38947 Mod. Ref No.: SDG No.: E3P32  
 Lab Sample ID: H1720-07AMS Date(s) Analyzed: 09/06/2009 09/06/2009  
 Instrument ID (1): E3 Instrument ID (2): E3  
 GC Column(1): CLPPest ID: 0.53 (mm) GC Column(2): CLPPestII ID: 0.53 (MM)

ANALYTE	PEAK	RT	RT WINDOW		CONCENTRATION		%D
			FROM	TO	PEAK	MEAN	
Aroclor-1016	1	4.389	4.323	4.463	181.9163	186.225560	
	2	4.553	4.489	4.630	201.6311		
COLUMN 1	3	4.935	4.868	5.008	175.1292		
	4						
	5						
COLUMN 2	1	4.934	4.870	5.010	183.8691	177.076541	5.2
	2	5.170	5.107	5.247	176.6824		
	3	5.253	5.190	5.330	170.6781		
	4						
	5						
Aroclor-1260	1	6.357	6.292	6.432	178.0210	178.933387	
	2	7.494	7.431	7.571	178.5263		
COLUMN 1	3	7.859	7.796	7.936	180.2528		
	4						
	5						
COLUMN 2	1	7.711	7.651	7.791	179.5184	180.248747	0.7
	2	8.570	8.510	8.650	182.3838		
	3	9.082	9.023	9.163	178.8440		
	4						
	5						

At least 3 peaks for each column are required for identification of multicomponent analytes

**PRELIMINARY**

10C - FORM X ARO  
IDENTIFICATION SUMMARY  
FOR MULTICOMPONENT ANALYTES

EPA SAMPLE NO.

E3P39MSD

Lab Name: MITKEM LABORATORIES Contract: EP-W-05-030  
 Lab Code: MITKEM Case No.: 38947 Mod. Ref No.: SDG No.: E3P32  
 Lab Sample ID: H1720-07AMSD Date(s) Analyzed: 09/06/2009 09/06/2009  
 Instrument ID (1): E3 Instrument ID (2): E3  
 GC Column(1): CLPPest ID: 0.53 (mm) GC Column(2): CLPPestII ID: 0.53 (MM)

ANALYTE	PEAK	RT	RT WINDOW		CONCENTRATION		%D
			FROM	TO	PEAK	MEAN	
Aroclor-1016	1	4.388	4.323	4.463	183.3263	197.961204	
	2	4.505	4.489	4.630	243.4762		
COLUMN 1	3	4.933	4.868	5.008	167.0811		
	4						
	5						
COLUMN 2	1	4.933	4.870	5.010	187.9640		
	2	5.170	5.107	5.247	180.1846		
	3	5.253	5.190	5.330	174.6956		
	4						
	5						
Aroclor-1260	1	6.355	6.292	6.432	180.9119	182.107158	
	2	7.492	7.431	7.571	180.9205		
COLUMN 1	3	7.857	7.796	7.936	184.4891		
	4						
	5						
COLUMN 2	1	7.710	7.651	7.791	181.9410		
	2	8.569	8.510	8.650	185.3842		
	3	9.082	9.023	9.163	180.7900		
	4						
	5						
					182.705083	0.3	

At least 3 peaks for each column are required for identification of multicomponent analytes

**PRELIMINARY**





Contract Laboratory Program

### Sample Delivery Group (SDG)

#### Cover Sheet

SDG Number E3P32

Laboratory Name	<u>Mitkem Laboratories</u>	Lab Code	<u>MITKEM</u>
Contract No.	<u>EP-W-05-030</u>	Case No.	<u>38947</u>
Analysis Price	<u>\$437</u>	SDG Turnaround	<u>21 days with PR</u>

#### EPA Sample Numbers in SDG (Listed in Numerical Order)

01) E3P32	08) E3P39MS		
02) E3P33	09) E3P39MSD		
03) E3P34	10) E3P40		
04) E3P36			
05) E3P37			
06) E3P38			
07) E3P39			

First Sample in SDG

E3P32

Last Sample in SDG

E3P40

First Sample Receipt Date

09/04/2009

Last Sample Receipt Date

09/04/2009

Note: There are a maximum of 20 field samples [excluding Performance Evaluation (PE) samples in an SDG. Attach the TR/COC Records to this form in alphanumeric order (the order listed above on this form).

Signature

*Agnes R. Huntley*

Date 09/08/2009

Modified Analysis 1760.0



# USEPA Contract Laboratory Program Organic Traffic Report & Chain of Custody Record

Case No: 38947  
DAS No: 09CK16  
SDG No: E3P32

**For Lab Use Only**  
Lab Contract No: EP-W-05-030  
Unit Price: \$437  
Transfer To: -  
Lab Contract No: -  
Unit Price: -

Sampler Signature: *[Signature]*  
Received By: *[Signature]* (Date / Time)  
Date / Time: 9/3/2009 9:15

**Chain of Custody Record**

Relinquished By	Date / Time
<i>[Signature]</i>	9/3/2009 11:10
2	
3	
4	

Date Shipped: 9/3/2009  
Carrier Name: FedEx  
Airbill: 867151006184  
Shipped to: Spectrum Analytical  
175 Metro Center Blvd.  
Warwick RI 02886  
(401) 732-3400

ORGANIC SAMPLE No.	MATRIX/ SAMPLER	CONC/ TYPE	ANALYSIS/ TURNAROUND	TAG No./ PRESERVATIVE/ Bottles	STATION LOCATION	SAMPLE COLLECT DATE/TIME	FOR LAB USE ONLY Sample Condition On Receipt
01 E3P32	Soil/Sediment/ Greene, Raddeman Hodach, Unger, Shekoski	L/G	PAHs (21), PCBs (sed) (21)	5C-125218 (Ice Only), 5C-125219 (Ice Only) (2)	KK-SD059-A	S: 9/3/2009 7:58	OK
02 E3P33	Soil/Sediment/ Greene, Raddeman Hodach, Unger, Shekoski	L/G	PAHs (21), PCBs (sed) (21)	5C-125220 (Ice Only), 5C-125221 (Ice Only) (2)	KK-SD059-B	S: 9/3/2009 8:00	
03 E3P34	Soil/Sediment/ Greene, Raddeman Hodach, Unger, Shekoski	L/G	PAHs (21), PCBs (sed) (21)	5C-125222 (Ice Only), 5C-125223 (Ice Only) (2)	KK-SD059-N	S: 9/3/2009 8:02	
04 E3P36	Soil/Sediment/ Greene, Raddeman Hodach, Unger, Shekoski	L/G	PAHs (21), PCBs (sed) (21)	5C-125226 (Ice Only), 5C-125227 (Ice Only) (2)	KK-SD060-N	S: 9/3/2009 8:53	
05 E3P37	Field QC/ Greene, Raddeman Hodach, Unger, Shekoski	L/G	PAHs (21), PCBs-Arochl (21)	5C-125228 (Ice Only), 5C-125229 (Ice Only) (2)	KK-EB-05	S: 9/3/2009 9:55	
06 E3P38	Field QC/ Greene, Raddeman Hodach, Unger	L/G	PAHs (21), PCBs-Arochl (21)	5C-125230 (Ice Only), 5C-125231 (Ice Only) (2)	KK-EB-06	S: 9/3/2009 10:00	OK

Shipment for Case Complete	Sample(s) to be used for laboratory QC: E3P39	Additional Sampler Signature(s):	Cooler Temperature Upon Receipt: 5°C	Chain of Custody Seal Number: 105057-105058
Analysis Key: PAHs = PAHs, PCBs (sed) = PCBs (sed), PCBs-Arochl = PCBs-Arochlors	Concentration: L = Low, M = Low/Medium, H = High	Type/Designate: Composite = C, Grab = G	Custody Seal Intact? <input checked="" type="checkbox"/>	Shipment Iced? <input checked="" type="checkbox"/>



**USEPA Contract Laboratory Program  
Organic Traffic Report & Chain of Custody Record**

Case No: 38947  
DAS No: 09CK16  
SDG No: E3P32

FOR LAB USE ONLY  
Lab Contract No: EP-W-05-030  
Unit Price: \$437  
Transfer To: -  
Lab Contract No: -  
Unit Price: -

Chain of Custody Record

Relinquished By	(Date / Time)	Sampler Signature	Received By	(Date / Time)
1 <i>[Signature]</i>	9/3/2009 11:10	<i>[Signature]</i>	<i>[Signature]</i>	9/10/09 9:15
2 <i>[Signature]</i>				
3 <i>[Signature]</i>				
4 <i>[Signature]</i>				

Date Shipped: 9/3/2009  
Carrier Name: FedEx  
Airbill: 8671 5100 6184  
Shipped to: Spectrum Analytical  
175 Metro Center Blvd.  
Warwick RI 02886  
(401) 732-3400

ORGANIC SAMPLE No.	MATRIX/ SAMPLER	CONC/ TYPE	ANALYSIS/ TURNAROUND	TAG No./ PRESERVATIVE/ Bottles	STATION LOCATION	SAMPLE COLLECT DATE/TIME	FOR LAB USE ONLY SAMPLE No.	Sample Condition On Receipt
07 E3P39	Soil/Sediment/ Greene, Raddeman Hodach, Unger, Shekotski	L/G	PAHs (21), PCBs (sed) (21)	5C-125232 (Ice Only), 5C-125233 (Ice Only) (2)	KK-SD060-FR2-N	S: 9/3/2009	9:45	OK
08 E3P40	Soil/Sediment/ Greene, Raddeman Hodach, Unger, Shekotski	L/G	PAHs (21), PCBs (sed) (21)	5C-125234 (Ice Only), 5C-125235 (Ice Only) (2)	KK-SD060-FR2-NFD	S: 9/3/2009	9:47	OK

Shipment for Case Complete?

Analysis Key: PAHs = PAHs, PCBs (sed) = PCBs (sed), PCBs-Arocl = PCBs-Aroclors

Concentration: L = Low, M = Low/Medium, H = High

Sample(s) to be used for laboratory QC: E3P39

Additional Sampler Signature(s):

Cooler Temperature Upon Receipt: 5°C

Chain of Custody Seal Number: 105057-105058

Custody Seal Intact?  Shipment Iced?

1F - FORM I SV-SIM  
SEMIVOLATILE SIM ORGANICS ANALYSIS DATA SHEET

EPA SAMPLE NO.

E3P32

Lab Name: MITKEM LABORATORIES Contract: EP-W-05-030  
 Lab Code: MITKEM Case No.: 38947 Mod. Ref No.: \_\_\_\_\_ SDG No.: E3P32  
 Matrix: (SOIL/SED/WATER) SOIL Lab Sample ID: H1720-01A  
 Sample wt/vol: 30.3 (g/mL) G Lab File ID: S5A5932.D  
 Extraction: (Type) SONC  
 % Moisture: 42 Decanted: (Y/N) N Date Received: 09/04/2009  
 Concentrated Extract Volume: 500 (uL) Date Extracted: 09/04/2009  
 Injection Volume: 2.0 (uL) GPC Factor: 2.00 Date Analyzed: 09/08/2009  
 GPC Cleanup: (Y/N) Y pH: 7.5 Dilution Factor: 1.0

CAS NO.	COMPOUND	CONCENTRATION UNITS:	
		ug/L or ug/Kg	UG/KG
91-20-3	Naphthalene	280	E
91-57-6	2-Methylnaphthalene	140	E
208-96-8	Acenaphthylene	130	E
83-32-9	Acenaphthene	130	E
86-73-7	Fluorene	160	E
85-01-8	Phenanthrene	2800	E
120-12-7	Anthracene	480	E
206-44-0	Fluoranthene	3400	E
129-00-0	Pyrene	1800	E
56-55-3	Benzo (a) anthracene	1600	E
218-01-9	Chrysene	990	E
205-99-2	Benzo (b) fluoranthene	1600	E
207-08-9	Benzo (k) fluoranthene	430	E
50-32-8	Benzo (a) pyrene	940	E
193-39-5	Indeno (1, 2, 3-cd) pyrene	630	E
53-70-3	Dibenzo (a, h) anthracene	180	E
191-24-2	Benzo (g, h, i) perylene	410	E

PRELIMINARY

1F - FORM I SV-SIM  
 SEMIVOLATILE SIM ORGANICS ANALYSIS DATA SHEET

EPA SAMPLE NO.

E3P33

Lab Name: MITKEM LABORATORIES Contract: EP-W-05-030  
 Lab Code: MITKEM Case No.: 38947 Mod. Ref No.: \_\_\_\_\_ SDG No.: E3P32  
 Matrix: (SOIL/SED/WATER) SOIL Lab Sample ID: H1720-02A  
 Sample wt/vol: 30.6 (g/mL) G Lab File ID: S5A5933.D  
 Extraction: (Type) SONC  
 % Moisture: 44 Decanted: (Y/N) N Date Received: 09/04/2009  
 Concentrated Extract Volume: 500 (uL) Date Extracted: 09/04/2009  
 Injection Volume: 2.0 (uL) GPC Factor: 2.00 Date Analyzed: 09/08/2009  
 GPC Cleanup: (Y/N) Y pH: 7.8 Dilution Factor: 1.0

CAS NO.	COMPOUND	CONCENTRATION UNITS:		Q
		(ug/L or ug/Kg)	UG/KG	
91-20-3	Naphthalene		430	E
91-57-6	2-Methylnaphthalene		180	E
208-96-8	Acenaphthylene		92	E
83-32-9	Acenaphthene		130	E
86-73-7	Fluorene		190	E
85-01-8	Phenanthrene		2700	E
120-12-7	Anthracene		490	E
206-44-0	Fluoranthene		2700	E
129-00-0	Pyrene		1500	E
56-55-3	Benzo (a) anthracene		1400	E
218-01-9	Chrysene		800	E
205-99-2	Benzo (b) fluoranthene		1700	E
207-08-9	Benzo (k) fluoranthene		320	E
50-32-8	Benzo (a) pyrene		960	E
193-39-5	Indeno (1, 2, 3-cd) pyrene		630	E
53-70-3	Dibenzo (a, h) anthracene		230	E
191-24-2	Benzo (g, h, i) perylene		620	E

**PRELIMINARY**

1F - FORM I SV-SIM  
SEMIVOLATILE SIM ORGANICS ANALYSIS DATA SHEET

EPA SAMPLE NO.

E3P34

Lab Name: MITKEM LABORATORIES Contract: EP-W-05-030  
 Lab Code: MITKEM Case No.: 38947 Mod. Ref No.: \_\_\_\_\_ SDG No.: E3P32  
 Matrix: (SOIL/SED/WATER) SOIL Lab Sample ID: H1720-03A  
 Sample wt/vol: 30.4 (g/mL) G Lab File ID: S5A5934.D  
 Extraction: (Type) SONC  
 % Moisture: 40 Decanted: (Y/N) N Date Received: 09/04/2009  
 Concentrated Extract Volume: 500 (uL) Date Extracted: 09/04/2009  
 Injection Volume: 2.0 (uL) GPC Factor: 2.00 Date Analyzed: 09/08/2009  
 GPC Cleanup: (Y/N) Y pH: 7.8 Dilution Factor: 1.0

CAS NO.	COMPOUND	CONCENTRATION UNITS:		Q
		(ug/L or ug/Kg)	UG/KG	
91-20-3	Naphthalene		5.6	
91-57-6	2-Methylnaphthalene		5.4	U
208-96-8	Acenaphthylene		5.4	U
83-32-9	Acenaphthene		5.4	U
86-73-7	Fluorene		5.4	U
85-01-8	Phenanthrene		11	
120-12-7	Anthracene		5.4	U
206-44-0	Fluoranthene		13	
129-00-0	Pyrene		11	
56-55-3	Benzo(a)anthracene		5.7	
218-01-9	Chrysene		5.4	U
205-99-2	Benzo(b)fluoranthene		5.4	U
207-08-9	Benzo(k)fluoranthene		5.4	U
50-32-8	Benzo(a)pyrene		5.4	U
193-39-5	Indeno(1,2,3-cd)pyrene		5.4	U
53-70-3	Dibenzo(a,h)anthracene		5.4	U
191-24-2	Benzo(g,h,i)perylene		5.4	U

PRELIMINARY

1F - FORM I SV-SIM  
SEMIVOLATILE SIM ORGANICS ANALYSIS DATA SHEET

EPA SAMPLE NO.

E3P36

Lab Name: MITKEM LABORATORIES Contract: EP-W-05-030  
 Lab Code: MITKEM Case No.: 38947 Mod. Ref No.: \_\_\_\_\_ SDG No.: E3P32  
 Matrix: (SOIL/SED/WATER) SOIL Lab Sample ID: H1720-04A  
 Sample wt/vol: 30.1 (g/mL) G Lab File ID: S5A5935.D  
 Extraction: (Type) SONC  
 % Moisture: 53 Decanted: (Y/N) N Date Received: 09/04/2009  
 Concentrated Extract Volume: 500 (uL) Date Extracted: 09/04/2009  
 Injection Volume: 2.0 (uL) GPC Factor: 2.00 Date Analyzed: 09/08/2009  
 GPC Cleanup: (Y/N) Y pH: 7.4 Dilution Factor: 1.0

CAS NO.	COMPOUND	CONCENTRATION UNITS:		Q
		(ug/L or ug/Kg)	UG/KG	
91-20-3	Naphthalene		7.0	U
91-57-6	2-Methylnaphthalene		7.0	U
208-96-8	Acenaphthylene		7.0	U
83-32-9	Acenaphthene		7.0	U
86-73-7	Fluorene		7.0	U
85-01-8	Phenanthrene		7.0	U
120-12-7	Anthracene		7.0	U
206-44-0	Fluoranthene		7.0	U
129-00-0	Pyrene		7.0	U
56-55-3	Benzo(a)anthracene		7.0	U
218-01-9	Chrysene		7.0	U
205-99-2	Benzo(b)fluoranthene		7.0	U
207-08-9	Benzo(k)fluoranthene		7.0	U
50-32-8	Benzo(a)pyrene		7.0	U
193-39-5	Indeno(1,2,3-cd)pyrene		7.0	U
53-70-3	Dibenzo(a,h)anthracene		7.0	U
191-24-2	Benzo(g,h,i)perylene		7.0	U

PRELIMINARY

1F - FORM I SV-SIM  
SEMIVOLATILE SIM ORGANICS ANALYSIS DATA SHEET

EPA SAMPLE NO.

E3P37

Lab Name: MITKEM LABORATORIES Contract: EP-W-05-030  
 Lab Code: MITKEM Case No.: 38947 Mod. Ref No.: \_\_\_\_\_ SDG No.: E3P32  
 Matrix: (SOIL/SED/WATER) WATER Lab Sample ID: H1720-05A  
 Sample wt/vol: 1000 (g/mL) ML Lab File ID: S5A5898.D  
 Extraction: (Type) CONT  
 % Moisture: \_\_\_\_\_ Decanted: (Y/N) \_\_\_\_\_ Date Received: 09/04/2009  
 Concentrated Extract Volume: 1000 (uL) Date Extracted: 09/04/2009  
 Injection Volume: 2.0 (uL) GPC Factor: 1.00 Date Analyzed: 09/06/2009  
 GPC Cleanup: (Y/N) N pH: \_\_\_\_\_ Dilution Factor: 1.0

CAS NO.	COMPOUND	CONCENTRATION UNITS:	
		(ug/L or ug/Kg)	UG/L
91-20-3	Naphthalene		0.10 U
91-57-6	2-Methylnaphthalene		0.10 U
208-96-8	Acenaphthylene		0.10 U
83-32-9	Acenaphthene		0.10 U
86-73-7	Fluorene		0.10 U
85-01-8	Phenanthrene		0.10 U
120-12-7	Anthracene		0.10 U
206-44-0	Fluoranthene		0.10 U
129-00-0	Pyrene		0.10 U
56-55-3	Benzo (a) anthracene		0.10 U
218-01-9	Chrysene		0.10 U
205-99-2	Benzo (b) fluoranthene		0.10 U
207-08-9	Benzo (k) fluoranthene		0.10 U
50-32-8	Benzo (a) pyrene		0.10 U
193-39-5	Indeno (1, 2, 3-cd) pyrene		0.10 U
53-70-3	Dibenzo (a, h) anthracene		0.10 U
191-24-2	Benzo (g, h, i) perylene		0.10 U

PRELIMINARY

SOM01.2 (6/2007)



1F - FORM I SV-SIM  
SEMIVOLATILE SIM ORGANICS ANALYSIS DATA SHEET

EPA SAMPLE NO.

E3P38

Lab Name: MITKEM LABORATORIES Contract: EP-W-05-030  
 Lab Code: MITKEM Case No.: 38947 Mod. Ref No.:                      SDG No.: E3P32  
 Matrix: (SOIL/SED/WATER) WATER Lab Sample ID: H1720-06A  
 Sample wt/vol: 1000 (g/mL) ML Lab File ID: S5A5899.D  
 Extraction: (Type) CONT  
 % Moisture:                      Decanted: (Y/N)                      Date Received: 09/04/2009  
 Concentrated Extract Volume: 1000 (uL) Date Extracted: 09/04/2009  
 Injection Volume: 2.0 (uL) GPC Factor: 1.00 Date Analyzed: 09/06/2009  
 GPC Cleanup: (Y/N) N pH:                      Dilution Factor: 1.0

CAS NO.	COMPOUND	CONCENTRATION UNITS:	
		(ug/L or ug/Kg)	UG/L
91-20-3	Naphthalene	0.10	U
91-57-6	2-Methylnaphthalene	0.10	U
208-96-8	Acenaphthylene	0.10	U
83-32-9	Acenaphthene	0.10	U
86-73-7	Fluorene	0.10	U
85-01-8	Phenanthrene	0.10	U
120-12-7	Anthracene	0.10	U
206-44-0	Fluoranthene	0.10	U
129-00-0	Pyrene	0.10	U
56-55-3	Benzo(a)anthracene	0.10	U
218-01-9	Chrysene	0.10	U
205-99-2	Benzo(b)fluoranthene	0.10	U
207-08-9	Benzo(k)fluoranthene	0.10	U
50-32-8	Benzo(a)pyrene	0.10	U
193-39-5	Indeno(1,2,3-cd)pyrene	0.10	U
53-70-3	Dibenzo(a,h)anthracene	0.10	U
191-24-2	Benzo(g,h,i)perylene	0.10	U

**PRELIMINARY**

1F - FORM I SV-SIM  
SEMIVOLATILE SIM ORGANICS ANALYSIS DATA SHEET

EPA SAMPLE NO.

E3P39

Lab Name: MITKEM LABORATORIES Contract: EP-W-05-030  
 Lab Code: MITKEM Case No.: 38947 Mod. Ref No.: \_\_\_\_\_ SDG No.: E3P32  
 Matrix: (SOIL/SED/WATER) SOIL Lab Sample ID: H1720-07A  
 Sample wt/vol: 30.3 (g/mL) G Lab File ID: S5A5936.D  
 Extraction: (Type) SONC  
 % Moisture: 34 Decanted: (Y/N) N Date Received: 09/04/2009  
 Concentrated Extract Volume: 500 (uL) Date Extracted: 09/04/2009  
 Injection Volume: 2.0 (uL) GPC Factor: 2.00 Date Analyzed: 09/08/2009  
 GPC Cleanup: (Y/N) Y pH: 7.9 Dilution Factor: 1.0

CAS NO.	COMPOUND	CONCENTRATION UNITS:		Q
		(ug/L or ug/Kg)	UG/KG	
91-20-3	Naphthalene		5.0	U
91-57-6	2-Methylnaphthalene		5.0	U
208-96-8	Acenaphthylene		5.0	U
83-32-9	Acenaphthene		5.0	U
86-73-7	Fluorene		5.0	U
85-01-8	Phenanthrene		5.3	
120-12-7	Anthracene		5.0	U
206-44-0	Fluoranthene		7.7	
129-00-0	Pyrene		7.9	
56-55-3	Benzo(a)anthracene		5.0	U
218-01-9	Chrysene		5.0	U
205-99-2	Benzo(b)fluoranthene		5.0	U
207-08-9	Benzo(k)fluoranthene		5.0	U
50-32-8	Benzo(a)pyrene		5.0	U
193-39-5	Indeno(1,2,3-cd)pyrene		5.0	U
53-70-3	Dibenzo(a,h)anthracene		5.0	U
191-24-2	Benzo(g,h,i)perylene		5.0	U

**PRELIMINARY**

1F - FORM I SV-SIM  
SEMIVOLATILE SIM ORGANICS ANALYSIS DATA SHEET

EPA SAMPLE NO.

E3P39MS

Lab Name: MITKEM LABORATORIES Contract: EP-W-05-030  
 Lab Code: MITKEM Case No.: 38947 Mod. Ref No.: \_\_\_\_\_ SDG No.: E3P32  
 Matrix: (SOIL/SED/WATER) SOIL Lab Sample ID: H1720-07AMS  
 Sample wt/vol: 30.7 (g/mL) G Lab File ID: S5A5938.D  
 Extraction: (Type) SONC  
 % Moisture: 34 Decanted: (Y/N) N Date Received: 09/04/2009  
 Concentrated Extract Volume: 500 (uL) Date Extracted: 09/04/2009  
 Injection Volume: 2.0 (uL) GPC Factor: 2.00 Date Analyzed: 09/08/2009  
 GPC Cleanup: (Y/N) Y pH: 7.9 Dilution Factor: 1.0

CAS NO.	COMPOUND	CONCENTRATION UNITS:		Q
		(ug/L or ug/Kg)	UG/KG	
91-20-3	Naphthalene		4.9	U
91-57-6	2-Methylnaphthalene		4.9	U
208-96-8	Acenaphthylene		4.9	U
83-32-9	Acenaphthene		28	
86-73-7	Fluorene		4.9	U
85-01-8	Phenanthrene		21	
120-12-7	Anthracene		4.9	U
206-44-0	Fluoranthene		24	
129-00-0	Pyrene		28	
56-55-3	Benzo (a) anthracene		8.6	
218-01-9	Chrysene		8.8	
205-99-2	Benzo (b) fluoranthene		15	
207-08-9	Benzo (k) fluoranthene		4.9	U
50-32-8	Benzo (a) pyrene		7.4	
193-39-5	Indeno (1, 2, 3-cd) pyrene		5.6	
53-70-3	Dibenzo (a, h) anthracene		4.9	U
191-24-2	Benzo (g, h, i) perylene		6.6	

**PRELIMINARY**

SOM01.2 (6/2007)

1F - FORM I SV-SIM  
SEMIVOLATILE SIM ORGANICS ANALYSIS DATA SHEET

EPA SAMPLE NO.

E3P39MSD

Lab Name: MITKEM LABORATORIES Contract: EP-W-05-030  
 Lab Code: MITKEM Case No.: 38947 Mod. Ref No.:                      SDG No.: E3P32  
 Matrix: (SOIL/SED/WATER) SOIL Lab Sample ID: H1720-07AMSD  
 Sample wt/vol: 30.2 (g/mL) G Lab File ID: S5A5939.D  
 Extraction: (Type) SONC  
 % Moisture: 34 Decanted: (Y/N) N Date Received: 09/04/2009  
 Concentrated Extract Volume: 500 (uL) Date Extracted: 09/04/2009  
 Injection Volume: 2.0 (uL) GPC Factor: 2.00 Date Analyzed: 09/08/2009  
 GPC Cleanup: (Y/N) Y pH: 7.9 Dilution Factor: 1.0

CAS NO.	COMPOUND	CONCENTRATION UNITS:		Q
		(ug/L or ug/Kg)	UG/KG	
91-20-3	Naphthalene		5.0	U
91-57-6	2-Methylnaphthalene		5.0	U
208-96-8	Acenaphthylene		5.0	U
83-32-9	Acenaphthene		24	
86-73-7	Fluorene		5.0	U
85-01-8	Phenanthrene		20	
120-12-7	Anthracene		5.8	
206-44-0	Fluoranthene		35	
129-00-0	Pyrene		35	
56-55-3	Benzo (a) anthracene		17	
218-01-9	Chrysene		13	
205-99-2	Benzo (b) fluoranthene		19	
207-08-9	Benzo (k) fluoranthene		5.7	
50-32-8	Benzo (a) pyrene		11	
193-39-5	Indeno (1, 2, 3-cd) pyrene		6.7	
53-70-3	Dibenzo (a, h) anthracene		5.0	U
191-24-2	Benzo (g, h, i) perylene		6.5	

**PRELIMINARY**

1F - FORM I SV-SIM  
SEMIVOLATILE SIM ORGANICS ANALYSIS DATA SHEET

EPA SAMPLE NO.

E3P40

Lab Name: MITKEM LABORATORIES Contract: EP-W-05-030  
 Lab Code: MITKEM Case No.: 38947 Mod. Ref No.: \_\_\_\_\_ SDG No.: E3P32  
 Matrix: (SOIL/SED/WATER) SOIL Lab Sample ID: H1720-08A  
 Sample wt/vol: 30.1 (g/mL) G Lab File ID: S5A5937.D  
 Extraction: (Type) SONC  
 % Moisture: 35 Decanted: (Y/N) N Date Received: 09/04/2009  
 Concentrated Extract Volume: 500 (uL) Date Extracted: 09/04/2009  
 Injection Volume: 2.0 (uL) GPC Factor: 2.00 Date Analyzed: 09/08/2009  
 GPC Cleanup: (Y/N) Y pH: 7.8 Dilution Factor: 1.0

CAS NO.	COMPOUND	CONCENTRATION UNITS:	
		(ug/L or ug/Kg)	UG/KG
91-20-3	Naphthalene		13
91-57-6	2-Methylnaphthalene		5.1
208-96-8	Acenaphthylene		5.1
83-32-9	Acenaphthene		5.2
86-73-7	Fluorene		5.1
85-01-8	Phenanthrene		31
120-12-7	Anthracene		7.8
206-44-0	Fluoranthene		44
129-00-0	Pyrene		32
56-55-3	Benzo(a)anthracene		25
218-01-9	Chrysene		19
205-99-2	Benzo(b)fluoranthene		37
207-08-9	Benzo(k)fluoranthene		7.7
50-32-8	Benzo(a)pyrene		25
193-39-5	Indeno(1,2,3-cd)pyrene		12
53-70-3	Dibenzo(a,h)anthracene		5.1
191-24-2	Benzo(g,h,i)perylene		13

PRELIMINARY

1D - FORM I SV-1  
SEMIVOLATILE ORGANICS ANALYSIS DATA SHEET

EPA SAMPLE NO.

E3P32

Lab Name: MITKEM LABORATORIES Contract: EP-W-05-030  
 Lab Code: MITKEM Case No.: 38947 Mod. Ref No.: 1760.0 SDG No.: E3P32  
 Matrix: (SOIL/SED/WATER) SOIL Lab Sample ID: H1720-01A  
 Sample wt/vol: 30.3 (g/mL) G Lab File ID: S3F9783.D  
 Level: (LOW/MED) LOW Extraction: (Type) SONC  
 % Moisture: 42 Decanted: (Y/N) N Date Received: 09/04/2009  
 Concentrated Extract Volume: 500 (uL) Date Extracted: 09/04/2009  
 Injection Volume: 2.0 (uL) GPC Factor: 2.00 Date Analyzed: 09/08/2009  
 GPC Cleanup: (Y/N) Y pH: 7.5 Dilution Factor: 1.0

CAS NO.	COMPOUND	CONCENTRATION UNITS:	
		(ug/L or ug/Kg)	UG/KG
91-20-3	Naphthalene	190	J
91-57-6	2-Methylnaphthalene	97	J
208-96-8	Acenaphthylene	150	J
83-32-9	Acenaphthene	210	J

**PRELIMINARY**

SOM01.2 (6/2007)

1E - FORM I SV-2  
SEMIVOLATILE ORGANICS ANALYSIS DATA SHEET

EPA SAMPLE NO.

E3P32

Lab Name: MITKEM LABORATORIES Contract: EP-W-05-030  
 Lab Code: MITKEM Case No.: 38947 Mod. Ref No.: 1760.0 SDG No.: E3P32  
 Matrix: (SOIL/SED/WATER) SOIL Lab Sample ID: H1720-01A  
 Sample wt/vol: 30.3 (g/mL) G Lab File ID: S3F9783.D  
 Level: (LOW/MED) LOW Extraction: (Type) SONC  
 % Moisture: 42 Decanted: (Y/N) N Date Received: 09/04/2009  
 Concentrated Extract Volume: 500 (uL) Date Extracted: 09/04/2009  
 Injection Volume: 2.0 (uL) GPC Factor: 2.00 Date Analyzed: 09/08/2009  
 GPC Cleanup: (Y/N) Y pH: 7.5 Dilution Factor: 1.0

CAS NO.	COMPOUND	CONCENTRATION UNITS:		Q
		(ug/L or ug/Kg)	UG/KG	
86-73-7	Fluorene		230	J
85-01-8	Phenanthrene		1500	
120-12-7	Anthracene		410	
206-44-0	Fluoranthene		2200	
129-00-0	Pyrene		2000	
56-55-3	Benzo (a) anthracene		950	
218-01-9	Chrysene		1200	
205-99-2	Benzo (b) fluoranthene		1400	
207-08-9	Benzo (k) fluoranthene		380	
50-32-8	Benzo (a) pyrene		870	
193-39-5	Indeno (1, 2, 3-cd) pyrene		550	
53-70-3	Dibenzo (a, h) anthracene		200	J
191-24-2	Benzo (g, h, i) perylene		410	

(1) Cannot be separated from Diphenylamine

PRELIMINARY

SOM01.2 (6/2007)

1D - FORM I SV-1  
SEMIVOLATILE ORGANICS ANALYSIS DATA SHEET

EPA SAMPLE NO.

E3P33

Lab Name: MITKEM LABORATORIES Contract: EP-W-05-030  
 Lab Code: MITKEM Case No.: 38947 Mod. Ref No.: 1760.0 SDG No.: E3P32  
 Matrix: (SOIL/SED/WATER) SOIL Lab Sample ID: H1720-02A  
 Sample wt/vol: 30.6 (g/mL) G Lab File ID: S3F9784.D  
 Level: (LOW/MED) LOW Extraction: (Type) SONC  
 % Moisture: 44 Decanted: (Y/N) N Date Received: 09/04/2009  
 Concentrated Extract Volume: 500 (uL) Date Extracted: 09/04/2009  
 Injection Volume: 2.0 (uL) GPC Factor: 2.00 Date Analyzed: 09/08/2009  
 GPC Cleanup: (Y/N) Y pH: 7.8 Dilution Factor: 1.0

CAS NO.	COMPOUND	CONCENTRATION UNITS:	
		(ug/L or ug/Kg)	UG/KG
91-20-3	Naphthalene		300
91-57-6	2-Methylnaphthalene		130
208-96-8	Acenaphthylene		96
83-32-9	Acenaphthene		190

**PRELIMINARY**



1E - FORM I SV-2  
SEMIVOLATILE ORGANICS ANALYSIS DATA SHEET

EPA SAMPLE NO.

E3P33

Lab Name: MITKEM LABORATORIES Contract: EP-W-05-030  
 Lab Code: MITKEM Case No.: 38947 Mod. Ref No.: 1760.0 SDG No.: E3P32  
 Matrix: (SOIL/SED/WATER) SOIL Lab Sample ID: H1720-02A  
 Sample wt/vol: 30.6 (g/mL) G Lab File ID: S3F9784.D  
 Level: (LOW/MED) LOW Extraction: (Type) SONC  
 % Moisture: 44 Decanted: (Y/N) N Date Received: 09/04/2009  
 Concentrated Extract Volume: 500 (uL) Date Extracted: 09/04/2009  
 Injection Volume: 2.0 (uL) GPC Factor: 2.00 Date Analyzed: 09/08/2009  
 GPC Cleanup: (Y/N) Y pH: 7.8 Dilution Factor: 1.0

CAS NO.	COMPOUND	CONCENTRATION UNITS: (ug/L or ug/Kg)	UG/KG	Q
86-73-7	Fluorene		240	J
85-01-8	Phenanthrene		1400	
120-12-7	Anthracene		370	
206-44-0	Fluoranthene		2000	
129-00-0	Pyrene		1600	
56-55-3	Benzo(a)anthracene		890	
218-01-9	Chrysene		920	
205-99-2	Benzo(b)fluoranthene		1100	
207-08-9	Benzo(k)fluoranthene		410	
50-32-8	Benzo(a)pyrene		800	
193-39-5	Indeno(1,2,3-cd)pyrene		510	
53-70-3	Dibenzo(a,h)anthracene		180	J
191-24-2	Benzo(g,h,i)perylene		550	

(1) Cannot be separated from Diphenylamine

PRELIMINARY

1D - FORM I SV-1  
SEMIVOLATILE ORGANICS ANALYSIS DATA SHEET

EPA SAMPLE NO.

E3P34

Lab Name: MITKEM LABORATORIES Contract: EP-W-05-030  
 Lab Code: MITKEM Case No.: 38947 Mod. Ref No.: 1760.0 SDG No.: E3P32  
 Matrix: (SOIL/SED/WATER) SOIL Lab Sample ID: H1720-03A  
 Sample wt/vol: 30.4 (g/mL) G Lab File ID: S3F9785.D  
 Level: (LOW/MED) LOW Extraction: (Type) SONC  
 % Moisture: 40 Decanted: (Y/N) N Date Received: 09/04/2009  
 Concentrated Extract Volume: 500 (uL) Date Extracted: 09/04/2009  
 Injection Volume: 2.0 (uL) GPC Factor: 2.00 Date Analyzed: 09/08/2009  
 GPC Cleanup: (Y/N) Y pH: 7.8 Dilution Factor: 1.0

CAS NO.	COMPOUND	CONCENTRATION UNITS:	
		(ug/L or ug/Kg)	UG/KG
91-20-3	Naphthalene	280	U
91-57-6	2-Methylnaphthalene	280	U
208-96-8	Acenaphthylene	280	U
83-32-9	Acenaphthene	280	U

**PRELIMINARY**

1E - FORM I SV-2  
SEMIVOLATILE ORGANICS ANALYSIS DATA SHEET

EPA SAMPLE NO.

E3P34

Lab Name: MITKEM LABORATORIES Contract: EP-W-05-030  
 Lab Code: MITKEM Case No.: 38947 Mod. Ref No.: 1760.0 SDG No.: E3P32  
 Matrix: (SOIL/SED/WATER) SOIL Lab Sample ID: H1720-03A  
 Sample wt/vol: 30.4 (g/mL) G Lab File ID: S3F9785.D  
 Level: (LOW/MED) LOW Extraction: (Type) SONC  
 % Moisture: 40 Decanted: (Y/N) N Date Received: 09/04/2009  
 Concentrated Extract Volume: 500 (uL) Date Extracted: 09/04/2009  
 Injection Volume: 2.0 (uL) GPC Factor: 2.00 Date Analyzed: 09/08/2009  
 GPC Cleanup: (Y/N) Y pH: 7.8 Dilution Factor: 1.0

CAS NO.	COMPOUND	CONCENTRATION UNITS:	
		ug/L or ug/Kg	ug/KG
86-73-7	Fluorene	280	U
85-01-8	Phenanthrene	280	U
120-12-7	Anthracene	280	U
206-44-0	Fluoranthene	280	U
129-00-0	Pyrene	280	U
56-55-3	Benzo(a)anthracene	280	U
218-01-9	Chrysene	280	U
205-99-2	Benzo(b)fluoranthene	280	U
207-08-9	Benzo(k)fluoranthene	280	U
50-32-8	Benzo(a)pyrene	280	U
193-39-5	Indeno(1,2,3-cd)pyrene	280	U
53-70-3	Dibenzo(a,h)anthracene	280	U
191-24-2	Benzo(g,h,i)perylene	280	U

(1) Cannot be separated from Diphenylamine

PRELIMINARY

1D - FORM I SV-1  
SEMIVOLATILE ORGANICS ANALYSIS DATA SHEET

EPA SAMPLE NO.

E3P36

Lab Name: MITKEM LABORATORIES Contract: EP-W-05-030  
 Lab Code: MITKEM Case No.: 38947 Mod. Ref No.: 1760.0 SDG No.: E3P32  
 Matrix: (SOIL/SED/WATER) SOIL Lab Sample ID: H1720-04A  
 Sample wt/vol: 30.1 (g/mL) G Lab File ID: S3F9786.D  
 Level: (LOW/MED) LOW Extraction: (Type) SONC  
 % Moisture: 53 Decanted: (Y/N) N Date Received: 09/04/2009  
 Concentrated Extract Volume: 500 (uL) Date Extracted: 09/04/2009  
 Injection Volume: 2.0 (uL) GPC Factor: 2.00 Date Analyzed: 09/08/2009  
 GPC Cleanup: (Y/N) Y pH: 7.4 Dilution Factor: 1.0

CAS NO.	COMPOUND	CONCENTRATION UNITS:	
		UG/KG (ug/L or ug/Kg)	Q
91-20-3	Naphthalene	360	U
91-57-6	2-Methylnaphthalene	360	U
208-96-8	Acenaphthylene	360	U
83-32-9	Acenaphthene	360	U

**PRELIMINARY**

SOM01.2 (6/2007)

1E - FORM I SV-2  
SEMIVOLATILE ORGANICS ANALYSIS DATA SHEET

EPA SAMPLE NO.

E3P36

Lab Name: MITKEM LABORATORIES Contract: EP-W-05-030  
 Lab Code: MITKEM Case No.: 38947 Mod. Ref No.: 1760.0 SDG No.: E3P32  
 Matrix: (SOIL/SED/WATER) SOIL Lab Sample ID: H1720-04A  
 Sample wt/vol: 30.1 (g/mL) G Lab File ID: S3F9786.D  
 Level: (LOW/MED) LOW Extraction: (Type) SONC  
 % Moisture: 53 Decanted: (Y/N) N Date Received: 09/04/2009  
 Concentrated Extract Volume: 500 (uL) Date Extracted: 09/04/2009  
 Injection Volume: 2.0 (uL) GPC Factor: 2.00 Date Analyzed: 09/08/2009  
 GPC Cleanup: (Y/N) Y pH: 7.4 Dilution Factor: 1.0

CAS NO.	COMPOUND	CONCENTRATION UNITS:	
		(ug/L or ug/Kg)	UG/KG
86-73-7	Fluorene	360	U
85-01-8	Phenanthrene	360	U
120-12-7	Anthracene	360	U
206-44-0	Fluoranthene	360	U
129-00-0	Pyrene	360	U
56-55-3	Benzo(a)anthracene	360	U
218-01-9	Chrysene	360	U
205-99-2	Benzo(b)fluoranthene	360	U
207-08-9	Benzo(k)fluoranthene	360	U
50-32-8	Benzo(a)pyrene	360	U
193-39-5	Indeno(1,2,3-cd)pyrene	360	U
53-70-3	Dibenzo(a,h)anthracene	360	U
191-24-2	Benzo(g,h,i)perylene	360	U

(1) Cannot be separated from Diphenylamine

PRELIMINARY

SOM01.2 (6/2007)

1D - FORM I SV-1  
SEMIVOLATILE ORGANICS ANALYSIS DATA SHEET

EPA SAMPLE NO.

E3P37

Lab Name: MITKEM LABORATORIES Contract: EP-W-05-030  
 Lab Code: MITKEM Case No.: 38947 Mod. Ref No.: 1760.0 SDG No.: E3P32  
 Matrix: (SOIL/SED/WATER) WATER Lab Sample ID: H1720-05A  
 Sample wt/vol: 1000 (g/mL) ML Lab File ID: S3F9696.D  
 Level: (LOW/MED) LOW Extraction: (Type) CONT  
 % Moisture:            Decanted: (Y/N)            Date Received: 09/04/2009  
 Concentrated Extract Volume: 1000 (uL) Date Extracted: 09/04/2009  
 Injection Volume: 2.0 (uL) GPC Factor: 1.00 Date Analyzed: 09/06/2009  
 GPC Cleanup: (Y/N) N pH:            Dilution Factor: 1.0

CAS NO.	COMPOUND	CONCENTRATION UNITS:		Q
		(ug/L or ug/Kg)	UG/L	
91-20-3	Naphthalene		5.0	U
91-57-6	2-Methylnaphthalene		5.0	U
208-96-8	Acenaphthylene		5.0	U
83-32-9	Acenaphthene		5.0	U

**PRELIMINARY**

1E - FORM I SV-2  
SEMIVOLATILE ORGANICS ANALYSIS DATA SHEET

EPA SAMPLE NO.

E3P37

Lab Name: MITKEM LABORATORIES Contract: EP-W-05-030  
 Lab Code: MITKEM Case No.: 38947 Mod. Ref No.: 1760.0 SDG No.: E3P32  
 Matrix: (SOIL/SED/WATER) WATER Lab Sample ID: H1720-05A  
 Sample wt/vol: 1000 (g/mL) ML Lab File ID: S3F9696.D  
 Level: (LOW/MED) LOW Extraction: (Type) CONT  
 % Moisture: \_\_\_\_\_ Decanted: (Y/N) \_\_\_\_\_ Date Received: 09/04/2009  
 Concentrated Extract Volume: 1000 (uL) Date Extracted: 09/04/2009  
 Injection Volume: 2.0 (uL) GPC Factor: 1.00 Date Analyzed: 09/06/2009  
 GPC Cleanup: (Y/N) N pH: \_\_\_\_\_ Dilution Factor: 1.0

CAS NO.	COMPOUND	CONCENTRATION UNITS:		Q
		(ug/L or ug/Kg)	UG/L	
86-73-7	Fluorene		5.0	U
85-01-8	Phenanthrene		5.0	U
120-12-7	Anthracene		5.0	U
206-44-0	Fluoranthene		5.0	U
129-00-0	Pyrene		5.0	U
56-55-3	Benzo(a)anthracene		5.0	U
218-01-9	Chrysene		5.0	U
205-99-2	Benzo(b)fluoranthene		5.0	U
207-08-9	Benzo(k)fluoranthene		5.0	U
50-32-8	Benzo(a)pyrene		5.0	U
193-39-5	Indeno(1,2,3-cd)pyrene		5.0	U
53-70-3	Dibenzo(a,h)anthracene		5.0	U
191-24-2	Benzo(g,h,i)perylene		5.0	U

(1) Cannot be separated from Diphenylamine

PRELIMINARY

SOM01.2 (6/2007)

1D - FORM I SV-1  
SEMIVOLATILE ORGANICS ANALYSIS DATA SHEET

EPA SAMPLE NO.

E3P38

Lab Name: MITKEM LABORATORIES Contract: EP-W-05-030  
 Lab Code: MITKEM Case No.: 38947 Mod. Ref No.: 1760.0 SDG No.: E3P32  
 Matrix: (SOIL/SED/WATER) WATER Lab Sample ID: H1720-06A  
 Sample wt/vol: 1000 (g/mL) ML Lab File ID: S3F9697.D  
 Level: (LOW/MED) LOW Extraction: (Type) CONT  
 % Moisture: \_\_\_\_\_ Decanted: (Y/N) \_\_\_\_\_ Date Received: 09/04/2009  
 Concentrated Extract Volume: 1000 (uL) Date Extracted: 09/04/2009  
 Injection Volume: 2.0 (uL) GPC Factor: 1.00 Date Analyzed: 09/06/2009  
 GPC Cleanup: (Y/N) N pH: \_\_\_\_\_ Dilution Factor: 1.0

CAS NO.	COMPOUND	CONCENTRATION UNITS:	
		(ug/L or ug/Kg)	UG/L
91-20-3	Naphthalene	5.0	U
91-57-6	2-Methylnaphthalene	5.0	U
208-96-8	Acenaphthylene	5.0	U
83-32-9	Acenaphthene	5.0	U

**PRELIMINARY**



1E - FORM I SV-2  
SEMIVOLATILE ORGANICS ANALYSIS DATA SHEET

EPA SAMPLE NO.

E3P38

Lab Name: MITKEM LABORATORIES Contract: EP-W-05-030  
 Lab Code: MITKEM Case No.: 38947 Mod. Ref No.: 1760.0 SDG No.: E3P32  
 Matrix: (SOIL/SED/WATER) WATER Lab Sample ID: H1720-06A  
 Sample wt/vol: 1000 (g/mL) ML Lab File ID: S3F9697.D  
 Level: (LOW/MED) LOW Extraction: (Type) CONT  
 % Moisture: \_\_\_\_\_ Decanted: (Y/N) \_\_\_\_\_ Date Received: 09/04/2009  
 Concentrated Extract Volume: 1000 (uL) Date Extracted: 09/04/2009  
 Injection Volume: 2.0 (uL) GPC Factor: 1.00 Date Analyzed: 09/06/2009  
 GPC Cleanup: (Y/N) N pH: \_\_\_\_\_ Dilution Factor: 1.0

CAS NO.	COMPOUND	CONCENTRATION UNITS:		Q
		(ug/L or ug/Kg)	UG/L	
86-73-7	Fluorene		5.0	U
85-01-8	Phenanthrene		5.0	U
120-12-7	Anthracene		5.0	U
206-44-0	Fluoranthene		5.0	U
129-00-0	Pyrene		5.0	U
56-55-3	Benzo(a)anthracene		5.0	U
218-01-9	Chrysene		5.0	U
205-99-2	Benzo(b)fluoranthene		5.0	U
207-08-9	Benzo(k)fluoranthene		5.0	U
50-32-8	Benzo(a)pyrene		5.0	U
193-39-5	Indeno(1,2,3-cd)pyrene		5.0	U
53-70-3	Dibenzo(a,h)anthracene		5.0	U
191-24-2	Benzo(g,h,i)perylene		5.0	U

(1) Cannot be separated from Diphenylamine

**PRELIMINARY**

1D - FORM I SV-1  
SEMIVOLATILE ORGANICS ANALYSIS DATA SHEET

EPA SAMPLE NO.

E3P38RE

Lab Name: MITKEM LABORATORIES Contract: EP-W-05-030  
 Lab Code: MITKEM Case No.: 38947 Mod. Ref No.: 1760.0 SDG No.: E3P32  
 Matrix: (SOIL/SED/WATER) WATER Lab Sample ID: H1720-06ARA  
 Sample wt/vol: 1000 (g/mL) ML Lab File ID: S3F9698.D  
 Level: (LOW/MED) LOW Extraction: (Type) CONT  
 % Moisture:            Decanted: (Y/N)            Date Received: 09/04/2009  
 Concentrated Extract Volume: 1000 (uL) Date Extracted: 09/04/2009  
 Injection Volume: 2.0 (uL) GPC Factor: 1.00 Date Analyzed: 09/06/2009  
 GPC Cleanup: (Y/N) N pH:            Dilution Factor: 1.0

CAS NO.	COMPOUND	CONCENTRATION UNITS:	
		(ug/L or ug/Kg)	UG/L
91-20-3	Naphthalene	5.0	U
91-57-6	2-Methylnaphthalene	5.0	U
208-96-8	Acenaphthylene	5.0	U
83-32-9	Acenaphthene	5.0	U

**PRELIMINARY**

1E - FORM I SV-2  
SEMIVOLATILE ORGANICS ANALYSIS DATA SHEET

EPA SAMPLE NO.

E3P38RE

Lab Name: MITKEM LABORATORIES Contract: EP-W-05-030  
 Lab Code: MITKEM Case No.: 38947 Mod. Ref No.: 1760.0 SDG No.: E3P32  
 Matrix: (SOIL/SED/WATER) WATER Lab Sample ID: H1720-06ARA  
 Sample wt/vol: 1000 (g/mL) ML Lab File ID: S3F9698.D  
 Level: (LOW/MED) LOW Extraction: (Type) CONT  
 % Moisture:            Decanted: (Y/N)            Date Received: 09/04/2009  
 Concentrated Extract Volume: 1000 (uL) Date Extracted: 09/04/2009  
 Injection Volume: 2.0 (uL) GPC Factor: 1.00 Date Analyzed: 09/06/2009  
 GPC Cleanup: (Y/N) N pH:            Dilution Factor: 1.0

CAS NO.	COMPOUND	CONCENTRATION UNITS:	
		(ug/L or ug/Kg)	UG/L
86-73-7	Fluorene	5.0	U
85-01-8	Phenanthrene	5.0	U
120-12-7	Anthracene	5.0	U
206-44-0	Fluoranthene	5.0	U
129-00-0	Pyrene	5.0	U
56-55-3	Benzo(a)anthracene	5.0	U
218-01-9	Chrysene	5.0	U
205-99-2	Benzo(b)fluoranthene	5.0	U
207-08-9	Benzo(k)fluoranthene	5.0	U
50-32-8	Benzo(a)pyrene	5.0	U
193-39-5	Indeno(1,2,3-cd)pyrene	5.0	U
53-70-3	Dibenzo(a,h)anthracene	5.0	U
191-24-2	Benzo(g,h,i)perylene	5.0	U

(1) Cannot be separated from Diphenylamine

**PRELIMINARY**

1D - FORM I SV-1  
SEMIVOLATILE ORGANICS ANALYSIS DATA SHEET

EPA SAMPLE NO.

E3P39

Lab Name: MITKEM LABORATORIES Contract: EP-W-05-030  
 Lab Code: MITKEM Case No.: 38947 Mod. Ref No.: 1760.0 SDG No.: E3P32  
 Matrix: (SOIL/SED/WATER) SOIL Lab Sample ID: H1720-07A  
 Sample wt/vol: 30.3 (g/mL) G Lab File ID: S3F9787.D  
 Level: (LOW/MED) LOW Extraction: (Type) SONC  
 % Moisture: 34 Decanted: (Y/N) N Date Received: 09/04/2009  
 Concentrated Extract Volume: 500 (uL) Date Extracted: 09/04/2009  
 Injection Volume: 2.0 (uL) GPC Factor: 2.00 Date Analyzed: 09/08/2009  
 GPC Cleanup: (Y/N) Y pH: 7.9 Dilution Factor: 1.0

CAS NO.	COMPOUND	CONCENTRATION UNITS:	
		(ug/L or ug/Kg)	UG/KG
91-20-3	Naphthalene	260	U
91-57-6	2-Methylnaphthalene	260	U
208-96-8	Acenaphthylene	260	U
83-32-9	Acenaphthene	260	U

PRELIMINARY

SOM01.2 (6/2007)

1E - FORM I SV-2  
SEMIVOLATILE ORGANICS ANALYSIS DATA SHEET

EPA SAMPLE NO.

E3P39

Lab Name: MITKEM LABORATORIES Contract: EP-W-05-030  
 Lab Code: MITKEM Case No.: 38947 Mod. Ref No.: 1760.0 SDG No.: E3P32  
 Matrix: (SOIL/SED/WATER) SOIL Lab Sample ID: H1720-07A  
 Sample wt/vol: 30.3 (g/mL) G Lab File ID: S3F9787.D  
 Level: (LOW/MED) LOW Extraction: (Type) SONC  
 % Moisture: 34 Decanted: (Y/N) N Date Received: 09/04/2009  
 Concentrated Extract Volume: 500 (uL) Date Extracted: 09/04/2009  
 Injection Volume: 2.0 (uL) GPC Factor: 2.00 Date Analyzed: 09/08/2009  
 GPC Cleanup: (Y/N) Y pH: 7.9 Dilution Factor: 1.0

CAS NO.	COMPOUND	CONCENTRATION UNITS:	
		(ug/L or ug/Kg)	UG/KG
86-73-7	Fluorene	260	U
85-01-8	Phenanthrene	260	U
120-12-7	Anthracene	260	U
206-44-0	Fluoranthene	260	U
129-00-0	Pyrene	260	U
56-55-3	Benzo(a)anthracene	260	U
218-01-9	Chrysene	260	U
205-99-2	Benzo(b)fluoranthene	260	U
207-08-9	Benzo(k)fluoranthene	260	U
50-32-8	Benzo(a)pyrene	260	U
193-39-5	Indeno(1,2,3-cd)pyrene	260	U
53-70-3	Dibenzo(a,h)anthracene	260	U
191-24-2	Benzo(g,h,i)perylene	260	U

(1) Cannot be separated from Diphenylamine

PRELIMINARY

SOM01.2 (6/2007)

1D - FORM I SV-1  
SEMIVOLATILE ORGANICS ANALYSIS DATA SHEET

EPA SAMPLE NO.

E3P39MS

Lab Name: MITKEM LABORATORIES Contract: EP-W-05-030  
 Lab Code: MITKEM Case No.: 38947 Mod. Ref No.: 1760.0 SDG No.: E3P32  
 Matrix: (SOIL/SED/WATER) SOIL Lab Sample ID: H1720-07AMS  
 Sample wt/vol: 30.1 (g/mL) G Lab File ID: S3F9788.D  
 Level: (LOW/MED) LOW Extraction: (Type) SONC  
 % Moisture: 34 Decanted: (Y/N) N Date Received: 09/04/2009  
 Concentrated Extract Volume: 500 (uL) Date Extracted: 09/04/2009  
 Injection Volume: 2.0 (uL) GPC Factor: 2.00 Date Analyzed: 09/08/2009  
 GPC Cleanup: (Y/N) Y pH: 7.9 Dilution Factor: 1.0

CAS NO.	COMPOUND	CONCENTRATION UNITS:	
		(ug/L or ug/Kg)	UG/KG
91-20-3	Naphthalene	260	U
91-57-6	2-Methylnaphthalene	260	U
208-96-8	Acenaphthylene	260	U
83-32-9	Acenaphthene	1500	

PRELIMINARY

1E - FORM I SV-2  
SEMIVOLATILE ORGANICS ANALYSIS DATA SHEET

EPA SAMPLE NO.

E3P39MS

Lab Name: MITKEM LABORATORIES Contract: EP-W-05-030  
 Lab Code: MITKEM Case No.: 38947 Mod. Ref No.: 1760.0 SDG No.: E3P32  
 Matrix: (SOIL/SED/WATER) SOIL Lab Sample ID: H1720-07AMS  
 Sample wt/vol: 30.1 (g/mL) G Lab File ID: S3F9788.D  
 Level: (LOW/MED) LOW Extraction: (Type) SONC  
 % Moisture: 34 Decanted: (Y/N) N Date Received: 09/04/2009  
 Concentrated Extract Volume: 500 (uL) Date Extracted: 09/04/2009  
 Injection Volume: 2.0 (uL) GPC Factor: 2.00 Date Analyzed: 09/08/2009  
 GPC Cleanup: (Y/N) Y pH: 7.9 Dilution Factor: 1.0

CAS NO.	COMPOUND	CONCENTRATION UNITS:	
		(ug/L or ug/Kg)	UG/KG
86-73-7	Fluorene	260	U
85-01-8	Phenanthrene	260	U
120-12-7	Anthracene	260	U
206-44-0	Fluoranthene	260	U
129-00-0	Pyrene	1100	
56-55-3	Benzo(a)anthracene	260	U
218-01-9	Chrysene	260	U
205-99-2	Benzo(b)fluoranthene	260	U
207-08-9	Benzo(k)fluoranthene	260	U
50-32-8	Benzo(a)pyrene	260	U
193-39-5	Indeno(1,2,3-cd)pyrene	260	U
53-70-3	Dibenzo(a,h)anthracene	260	U
191-24-2	Benzo(g,h,i)perylene	260	U

(1) Cannot be separated from Diphenylamine

**PRELIMINARY**

SOM01.2 (6/2007)

1D - FORM I SV-1  
SEMIVOLATILE ORGANICS ANALYSIS DATA SHEET

EPA SAMPLE NO.

E3P39MSD

Lab Name: MITKEM LABORATORIES Contract: EP-W-05-030  
 Lab Code: MITKEM Case No.: 38947 Mod. Ref No.: 1760.0 SDG No.: E3P32  
 Matrix: (SOIL/SED/WATER) SOIL Lab Sample ID: H1720-07AMSD  
 Sample wt/vol: 30.1 (g/mL) G Lab File ID: S3F9789.D  
 Level: (LOW/MED) LOW Extraction: (Type) SONC  
 % Moisture: 34 Decanted: (Y/N) N Date Received: 09/04/2009  
 Concentrated Extract Volume: 500 (uL) Date Extracted: 09/04/2009  
 Injection Volume: 2.0 (uL) GPC Factor: 2.00 Date Analyzed: 09/08/2009  
 GPC Cleanup: (Y/N) Y pH: 7.9 Dilution Factor: 1.0

CAS NO.	COMPOUND	CONCENTRATION UNITS:	
		(ug/L or ug/Kg)	UG/KG
91-20-3	Naphthalene	260	U
91-57-6	2-Methylnaphthalene	260	U
208-96-8	Acenaphthylene	260	U
83-32-9	Acenaphthene	1500	

**PRELIMINARY**



1E - FORM I SV-2  
SEMIVOLATILE ORGANICS ANALYSIS DATA SHEET

EPA SAMPLE NO.

E3P39MSD

Lab Name: MITKEM LABORATORIES Contract: EP-W-05-030  
 Lab Code: MITKEM Case No.: 38947 Mod. Ref No.: 1760.0 SDG No.: E3P32  
 Matrix: (SOIL/SED/WATER) SOIL Lab Sample ID: H1720-07AMSD  
 Sample wt/vol: 30.1 (g/mL) G Lab File ID: S3F9789.D  
 Level: (LOW/MED) LOW Extraction: (Type) SONC  
 % Moisture: 34 Decanted: (Y/N) N Date Received: 09/04/2009  
 Concentrated Extract Volume: 500 (uL) Date Extracted: 09/04/2009  
 Injection Volume: 2.0 (uL) GPC Factor: 2.00 Date Analyzed: 09/08/2009  
 GPC Cleanup: (Y/N) Y pH: 7.9 Dilution Factor: 1.0

CAS NO.	COMPOUND	CONCENTRATION UNITS:	
		ug/L or ug/Kg	ug/KG
86-73-7	Fluorene	260	U
85-01-8	Phenanthrene	260	U
120-12-7	Anthracene	260	U
206-44-0	Fluoranthene	260	U
129-00-0	Pyrene	1100	
56-55-3	Benzo(a)anthracene	260	U
218-01-9	Chrysene	260	U
205-99-2	Benzo(b)fluoranthene	260	U
207-08-9	Benzo(k)fluoranthene	260	U
50-32-8	Benzo(a)pyrene	260	U
193-39-5	Indeno(1,2,3-cd)pyrene	260	U
53-70-3	Dibenzo(a,h)anthracene	260	U
191-24-2	Benzo(g,h,i)perylene	260	U

(1) Cannot be separated from Diphenylamine

**PRELIMINARY**

1D - FORM I SV-1  
SEMIVOLATILE ORGANICS ANALYSIS DATA SHEET

EPA SAMPLE NO.

E3P40

Lab Name: MITKEM LABORATORIES Contract: EP-W-05-030  
 Lab Code: MITKEM Case No.: 38947 Mod. Ref No.: 1760.0 SDG No.: E3P32  
 Matrix: (SOIL/SED/WATER) SOIL Lab Sample ID: H1720-08A  
 Sample wt/vol: 30.1 (g/mL) G Lab File ID: S3F9790.D  
 Level: (LOW/MED) LOW Extraction: (Type) SONC  
 % Moisture: 35 Decanted: (Y/N) N Date Received: 09/04/2009  
 Concentrated Extract Volume: 500 (uL) Date Extracted: 09/04/2009  
 Injection Volume: 2.0 (uL) GPC Factor: 2.00 Date Analyzed: 09/08/2009  
 GPC Cleanup: (Y/N) Y pH: 7.8 Dilution Factor: 1.0

CAS NO.	COMPOUND	CONCENTRATION UNITS:	
		(ug/L or ug/Kg)	UG/KG
91-20-3	Naphthalene	260	U
91-57-6	2-Methylnaphthalene	260	U
208-96-8	Acenaphthylene	260	U
83-32-9	Acenaphthene	260	U

**PRELIMINARY**

1E - FORM I SV-2  
SEMIVOLATILE ORGANICS ANALYSIS DATA SHEET

EPA SAMPLE NO.

E3P40

Lab Name: MITKEM LABORATORIES Contract: EP-W-05-030  
 Lab Code: MITKEM Case No.: 38947 Mod. Ref No.: 1760.0 SDG No.: E3P32  
 Matrix: (SOIL/SED/WATER) SOIL Lab Sample ID: H1720-08A  
 Sample wt/vol: 30.1 (g/mL) G Lab File ID: S3F9790.D  
 Level: (LOW/MED) LOW Extraction: (Type) SONC  
 % Moisture: 35 Decanted: (Y/N) N Date Received: 09/04/2009  
 Concentrated Extract Volume: 500 (uL) Date Extracted: 09/04/2009  
 Injection Volume: 2.0 (uL) GPC Factor: 2.00 Date Analyzed: 09/08/2009  
 GPC Cleanup: (Y/N) Y pH: 7.8 Dilution Factor: 1.0

CAS NO.	COMPOUND	CONCENTRATION UNITS:	
		(ug/L or ug/Kg)	UG/KG
86-73-7	Fluorene	260	U
85-01-8	Phenanthrene	260	U
120-12-7	Anthracene	260	U
206-44-0	Fluoranthene	52	J
129-00-0	Pyrene	260	U
56-55-3	Benzo(a)anthracene	260	U
218-01-9	Chrysene	260	U
205-99-2	Benzo(b)fluoranthene	260	U
207-08-9	Benzo(k)fluoranthene	260	U
50-32-8	Benzo(a)pyrene	260	U
193-39-5	Indeno(1,2,3-cd)pyrene	260	U
53-70-3	Dibenzo(a,h)anthracene	260	U
191-24-2	Benzo(g,h,i)perylene	260	U

(1) Cannot be separated from Diphenylamine

**PRELIMINARY**

SOM01.2 (6/2007)

1H - FORM I ARO  
 AROCLOR ORGANICS ANALYSIS DATA SHEET

EPA SAMPLE NO.

E3P41

Lab Name: MITKEM LABORATORIES Contract: EP-W-05-030  
 Lab Code: MITKEM Case No.: 38947 Mod. Ref No.: \_\_\_\_\_ SDG No.: E3P41  
 Matrix: (SOIL/SED/WATER) SOIL Lab Sample ID: H1785-01A  
 Sample wt/vol: 30.1 (g/mL) G Lab File ID: E3G6487F.D/E3G6487R.D  
 % Moisture: 26 Decanted: (Y/N) N Date Received: 09/16/2009  
 Extraction: (Type) SONC Date Extracted: 09/16/2009  
 Concentrated Extract Volume: 10000 (uL) Date Analyzed: 09/17/2009  
 Injection Volume: 1.0 (uL) GPC Factor: 1.00 Dilution Factor: 1.0  
 GPC Cleanup: (Y/N) N pH: 7.3 Sulfur Cleanup: (Y/N) Y  
 Acid Cleanup: (Y/N) Y

CAS NO.	COMPOUND	CONCENTRATION UNITS: <u>UG/KG</u>	
		(ug/L or ug/Kg)	Q
12674-11-2	Aroclor-1016	44	U
11104-28-2	Aroclor-1221	44	U
11141-16-5	Aroclor-1232	44	U
53469-21-9	Aroclor-1242	44	U
12672-29-6	Aroclor-1248	44	U
11097-69-1	Aroclor-1254	44	U
11096-82-5	Aroclor-1260	44	U
37324-23-5	Aroclor-1262	44	U
11100-14-4	Aroclor-1268	44	U

**PRELIMINARY**

1H - FORM I ARO  
 AROCLOR ORGANICS ANALYSIS DATA SHEET

EPA SAMPLE NO.

E3P42

Lab Name: MITKEM LABORATORIES Contract: EP-W-05-030  
 Lab Code: MITKEM Case No.: 38947 Mod. Ref No.: \_\_\_\_\_ SDG No.: E3P41  
 Matrix: (SOIL/SED/WATER) SOIL Lab Sample ID: H1785-02A  
 Sample wt/vol: 30.2 (g/mL) G Lab File ID: E3G6488F.D/E3G6488R.D  
 % Moisture: 22 Decanted: (Y/N) N Date Received: 09/16/2009  
 Extraction: (Type) SONC Date Extracted: 09/16/2009  
 Concentrated Extract Volume: 10000 (uL) Date Analyzed: 09/17/2009  
 Injection Volume: 1.0 (uL) GPC Factor: 1.00 Dilution Factor: 1.0  
 GPC Cleanup: (Y/N) N pH: 7.5 Sulfur Cleanup: (Y/N) Y  
 Acid Cleanup: (Y/N) Y

CAS NO.	COMPOUND	CONCENTRATION UNITS:	
		(ug/L or ug/Kg)	UG/KG
12674-11-2	Aroclor-1016	42	U
11104-28-2	Aroclor-1221	42	U
11141-16-5	Aroclor-1232	42	U
53469-21-9	Aroclor-1242	42	U
12672-29-6	Aroclor-1248	42	U
11097-69-1	Aroclor-1254	42	U
11096-82-5	Aroclor-1260	42	U
37324-23-5	Aroclor-1262	42	U
11100-14-4	Aroclor-1268	42	U

**PRELIMINARY**

1H - FORM I ARO  
 AROCLOR ORGANICS ANALYSIS DATA SHEET

EPA SAMPLE NO.

E3P43

Lab Name: MITKEM LABORATORIES Contract: EP-W-05-030  
 Lab Code: MITKEM Case No.: 38947 Mod. Ref No.:                      SDG No.: E3P41  
 Matrix: (SOIL/SED/WATER) SOIL Lab Sample ID: H1785-03A  
 Sample wt/vol: 30.3 (g/mL) G Lab File ID: E3G6489F.D/E3G6489R.D  
 % Moisture: 26 Decanted: (Y/N) N Date Received: 09/16/2009  
 Extraction: (Type) SONC Date Extracted: 09/16/2009  
 Concentrated Extract Volume: 10000 (uL) Date Analyzed: 09/17/2009  
 Injection Volume: 1.0 (uL) GPC Factor: 1.00 Dilution Factor: 1.0  
 GPC Cleanup: (Y/N) N pH: 7.7 Sulfur Cleanup: (Y/N) Y  
 Acid Cleanup: (Y/N) Y

CAS NO.	COMPOUND	CONCENTRATION UNITS:	
		(ug/L or ug/Kg)	UG/KG
12674-11-2	Aroclor-1016	44	U
11104-28-2	Aroclor-1221	44	U
11141-16-5	Aroclor-1232	44	U
53469-21-9	Aroclor-1242	44	U
12672-29-6	Aroclor-1248	44	U
11097-69-1	Aroclor-1254	44	U
11096-82-5	Aroclor-1260	44	U
37324-23-5	Aroclor-1262	44	U
11100-14-4	Aroclor-1268	44	U

PRELIMINARY

1H - FORM I ARO  
 AROCLOR ORGANICS ANALYSIS DATA SHEET

EPA SAMPLE NO.

E3P44

Lab Name: MITKEM LABORATORIES Contract: EP-W-05-030  
 Lab Code: MITKEM Case No.: 38947 Mod. Ref No.:                      SDG No.: E3P41  
 Matrix: (SOIL/SED/WATER) SOIL Lab Sample ID: H1785-04A  
 Sample wt/vol: 30.1 (g/mL) G Lab File ID: E3G6490F.D/E3G6490R.D  
 % Moisture: 42 Decanted: (Y/N) N Date Received: 09/16/2009  
 Extraction: (Type) SONC Date Extracted: 09/16/2009  
 Concentrated Extract Volume: 10000 (uL) Date Analyzed: 09/17/2009  
 Injection Volume: 1.0 (uL) GPC Factor: 1.00 Dilution Factor: 1.0  
 GPC Cleanup: (Y/N) N pH: 7.5 Sulfur Cleanup: (Y/N) Y  
 Acid Cleanup: (Y/N) Y

CAS NO.	COMPOUND	CONCENTRATION UNITS: <u>UG/KG</u>	
		(ug/L or ug/Kg)	<u>Q</u>
12674-11-2	Aroclor-1016	57	U
11104-28-2	Aroclor-1221	57	U
11141-16-5	Aroclor-1232	57	U
53469-21-9	Aroclor-1242	57	U
12672-29-6	Aroclor-1248	57	U
11097-69-1	Aroclor-1254	57	U
11096-82-5	Aroclor-1260	57	U
37324-23-5	Aroclor-1262	57	U
11100-14-4	Aroclor-1268	57	U

**PRELIMINARY**

1H - FORM I ARO  
 AROCLOR ORGANICS ANALYSIS DATA SHEET

EPA SAMPLE NO.

E3P45

Lab Name: MITKEM LABORATORIES Contract: EP-W-05-030  
 Lab Code: MITKEM Case No.: 38947 Mod. Ref No.: \_\_\_\_\_ SDG No.: E3P41  
 Matrix: (SOIL/SED/WATER) SOIL Lab Sample ID: H1785-05A  
 Sample wt/vol: 30.1 (g/mL) G Lab File ID: E3G6491F.D/E3G6491R.D  
 % Moisture: 41 Decanted: (Y/N) N Date Received: 09/16/2009  
 Extraction: (Type) SONC Date Extracted: 09/16/2009  
 Concentrated Extract Volume: 10000 (uL) Date Analyzed: 09/17/2009  
 Injection Volume: 1.0 (uL) GPC Factor: 1.00 Dilution Factor: 1.0  
 GPC Cleanup: (Y/N) N pH: 7.5 Sulfur Cleanup: (Y/N) Y  
 Acid Cleanup: (Y/N) Y

CAS NO.	COMPOUND	CONCENTRATION UNITS: <u>UG/KG</u>	
		(ug/L or ug/Kg)	<u>Q</u>
12674-11-2	Aroclor-1016	56	U
11104-28-2	Aroclor-1221	56	U
11141-16-5	Aroclor-1232	56	U
53469-21-9	Aroclor-1242	56	U
12672-29-6	Aroclor-1248	56	U
11097-69-1	Aroclor-1254	56	U
11096-82-5	Aroclor-1260	56	U
37324-23-5	Aroclor-1262	56	U
11100-14-4	Aroclor-1268	56	U

**PRELIMINARY**



1H - FORM I ARO  
 AROCLOR ORGANICS ANALYSIS DATA SHEET

EPA SAMPLE NO.

E3P46

Lab Name: MITKEM LABORATORIES Contract: EP-W-05-030  
 Lab Code: MITKEM Case No.: 38947 Mod. Ref No.: SDG No.: E3P41  
 Matrix: (SOIL/SED/WATER) SOIL Lab Sample ID: H1785-06A  
 Sample wt/vol: 30.1 (g/mL) G Lab File ID: E3G6492F.D/E3G6492R.D  
 % Moisture: 25 Decanted: (Y/N) N Date Received: 09/16/2009  
 Extraction: (Type) SONC Date Extracted: 09/16/2009  
 Concentrated Extract Volume: 10000 (uL) Date Analyzed: 09/17/2009  
 Injection Volume: 1.0 (uL) GPC Factor: 1.00 Dilution Factor: 1.0  
 GPC Cleanup: (Y/N) N pH: 7.7 Sulfur Cleanup: (Y/N) Y  
 Acid Cleanup: (Y/N) Y

CAS NO.	COMPOUND	CONCENTRATION UNITS: UG/KG	
		(ug/L or ug/Kg)	Q
12674-11-2	Aroclor-1016	44	U
11104-28-2	Aroclor-1221	44	U
11141-16-5	Aroclor-1232	44	U
53469-21-9	Aroclor-1242	44	U
12672-29-6	Aroclor-1248	44	U
11097-69-1	Aroclor-1254	44	U
11096-82-5	Aroclor-1260	44	U
37324-23-5	Aroclor-1262	44	U
11100-14-4	Aroclor-1268	44	U

**PRELIMINARY**

SOM01.2 (6/2007)

1H - FORM I ARO  
 AROCLOR ORGANICS ANALYSIS DATA SHEET

EPA SAMPLE NO.

E3P47

Lab Name: MITKEM LABORATORIES Contract: EP-W-05-030  
 Lab Code: MITKEM Case No.: 38947 Mod. Ref No.: SDG No.: E3P41  
 Matrix: (SOIL/SED/WATER) SOIL Lab Sample ID: H1785-07A  
 Sample wt/vol: 30.0 (g/mL) G Lab File ID: E3G6493F.D/E3G6493R.D  
 % Moisture: 36 Decanted: (Y/N) N Date Received: 09/16/2009  
 Extraction: (Type) SONC Date Extracted: 09/16/2009  
 Concentrated Extract Volume: 10000 (uL) Date Analyzed: 09/17/2009  
 Injection Volume: 1.0 (uL) GPC Factor: 1.00 Dilution Factor: 1.0  
 GPC Cleanup: (Y/N) N pH: 7.0 Sulfur Cleanup: (Y/N) Y  
 Acid Cleanup: (Y/N) Y

CAS NO.	COMPOUND	CONCENTRATION UNITS: <u>UG/KG</u>	
		(ug/L or ug/Kg)	<u>Q</u>
12674-11-2	Aroclor-1016	52	U
11104-28-2	Aroclor-1221	52	U
11141-16-5	Aroclor-1232	52	U
53469-21-9	Aroclor-1242	52	U
12672-29-6	Aroclor-1248	52	U
11097-69-1	Aroclor-1254	52	U
11096-82-5	Aroclor-1260	52	U
37324-23-5	Aroclor-1262	52	U
11100-14-4	Aroclor-1268	52	U

**PRELIMINARY**

1H - FORM I ARO  
 AROCLOR ORGANICS ANALYSIS DATA SHEET

EPA SAMPLE NO.

E3P48

Lab Name: MITKEM LABORATORIES Contract: EP-W-05-030  
 Lab Code: MITKEM Case No.: 38947 Mod. Ref No.:                      SDG No.: E3P41  
 Matrix: (SOIL/SED/WATER) SOIL Lab Sample ID: H1785-08A  
 Sample wt/vol: 30.0 (g/mL) G Lab File ID: E3G6494F.D/E3G6494R.D  
 % Moisture: 33 Decanted: (Y/N) N Date Received: 09/16/2009  
 Extraction: (Type) SONC Date Extracted: 09/16/2009  
 Concentrated Extract Volume: 10000 (uL) Date Analyzed: 09/17/2009  
 Injection Volume: 1.0 (uL) GPC Factor: 1.00 Dilution Factor: 1.0  
 GPC Cleanup: (Y/N) N pH: 7.6 Sulfur Cleanup: (Y/N) Y  
 Acid Cleanup: (Y/N) Y

CAS NO.	COMPOUND	CONCENTRATION UNITS:	
		(ug/L or ug/Kg)	UG/KG
12674-11-2	Aroclor-1016	49	U
11104-28-2	Aroclor-1221	49	U
11141-16-5	Aroclor-1232	49	U
53469-21-9	Aroclor-1242	49	U
12672-29-6	Aroclor-1248	49	U
11097-69-1	Aroclor-1254	49	U
11096-82-5	Aroclor-1260	49	U
37324-23-5	Aroclor-1262	49	U
11100-14-4	Aroclor-1268	49	U

**PRELIMINARY**

SOM01.2 (6/2007)

1H - FORM I ARO  
 AROCLOR ORGANICS ANALYSIS DATA SHEET

EPA SAMPLE NO.

E3P49

Lab Name: MITKEM LABORATORIES Contract: EP-W-05-030  
 Lab Code: MITKEM Case No.: 38947 Mod. Ref No.: SDG No.: E3P41  
 Matrix: (SOIL/SED/WATER) SOIL Lab Sample ID: H1785-09A  
 Sample wt/vol: 30.0 (g/mL) G Lab File ID: E3G6535F.D/E3G6535R.D  
 % Moisture: 42 Decanted: (Y/N) N Date Received: 09/16/2009  
 Extraction: (Type) SONC Date Extracted: 09/16/2009  
 Concentrated Extract Volume: 10000 (uL) Date Analyzed: 09/18/2009  
 Injection Volume: 1.0 (uL) GPC Factor: 1.00 Dilution Factor: 5.0  
 GPC Cleanup: (Y/N) N pH: 7.2 Sulfur Cleanup: (Y/N) Y  
 Acid Cleanup: (Y/N) Y

CAS NO.	COMPOUND	CONCENTRATION UNITS: UG/KG	
		(ug/L or ug/Kg)	Q
12674-11-2	Aroclor-1016	280	U
11104-28-2	Aroclor-1221	280	U
11141-16-5	Aroclor-1232	280	U
53469-21-9	Aroclor-1242	280	U
12672-29-6	Aroclor-1248	12000	E
11097-69-1	Aroclor-1254	5200	E
11096-82-5	Aroclor-1260	2000	P
37324-23-5	Aroclor-1262	280	U
11100-14-4	Aroclor-1268	280	U

PRELIMINARY

SOM01.2 (6/2007)

1H - FORM I ARO  
 AROCLOR ORGANICS ANALYSIS DATA SHEET

EPA SAMPLE NO.

E3P49DL

Lab Name: MITKEM LABORATORIES Contract: EP-W-05-030  
 Lab Code: MITKEM Case No.: 38947 Mod. Ref No.: SDG No.: E3P41  
 Matrix: (SOIL/SED/WATER) SOIL Lab Sample ID: H1785-09ADL  
 Sample wt/vol: 30.0 (g/mL) G Lab File ID: E3G6534F.D/E3G6534R.D  
 % Moisture: 42 Decanted: (Y/N) N Date Received: 09/16/2009  
 Extraction: (Type) SONC Date Extracted: 09/16/2009  
 Concentrated Extract Volume: 10000 (uL) Date Analyzed: 09/18/2009  
 Injection Volume: 1.0 (uL) GPC Factor: 1.00 Dilution Factor: 50.0  
 GPC Cleanup: (Y/N) N pH: 7.2 Sulfur Cleanup: (Y/N) Y  
 Acid Cleanup: (Y/N) Y

CAS NO.	COMPOUND	CONCENTRATION UNITS: <u>UG/KG</u>	
		(ug/L or ug/Kg)	<u>Q</u>
12674-11-2	Aroclor-1016	2800	U
11104-28-2	Aroclor-1221	2800	U
11141-16-5	Aroclor-1232	2800	U
53469-21-9	Aroclor-1242	2800	U
12672-29-6	Aroclor-1248	17000	D
11097-69-1	Aroclor-1254	7500	D
11096-82-5	Aroclor-1260	2600	DPJ
37324-23-5	Aroclor-1262	2800	U
11100-14-4	Aroclor-1268	2800	U

**PRELIMINARY**

1H - FORM I ARO  
 AROCLOR ORGANICS ANALYSIS DATA SHEET

EPA SAMPLE NO.

E3P50

Lab Name: MITKEM LABORATORIES Contract: EP-W-05-030  
 Lab Code: MITKEM Case No.: 38947 Mod. Ref No.: SDG No.: E3P41  
 Matrix: (SOIL/SED/WATER) SOIL Lab Sample ID: H1785-10A  
 Sample wt/vol: 30.3 (g/mL) G Lab File ID: E3G6537F.D/E3G6537R.D  
 % Moisture: 40 Decanted: (Y/N) N Date Received: 09/16/2009  
 Extraction: (Type) SONC Date Extracted: 09/16/2009  
 Concentrated Extract Volume: 10000 (uL) Date Analyzed: 09/18/2009  
 Injection Volume: 1.0 (uL) GPC Factor: 1.00 Dilution Factor: 5.0  
 GPC Cleanup: (Y/N) N pH: 7.3 Sulfur Cleanup: (Y/N) Y  
 Acid Cleanup: (Y/N) Y

CAS NO.	COMPOUND	CONCENTRATION UNITS: UG/KG	
		(ug/L or ug/Kg)	Q
12674-11-2	Aroclor-1016	270	U
11104-28-2	Aroclor-1221	270	U
11141-16-5	Aroclor-1232	270	U
53469-21-9	Aroclor-1242	270	U
12672-29-6	Aroclor-1248	11000	E
11097-69-1	Aroclor-1254	5100	E
11096-82-5	Aroclor-1260	1900	P
37324-23-5	Aroclor-1262	270	U
11100-14-4	Aroclor-1268	270	U

**PRELIMINARY**  
 SOM01.2 (6/2007)

1H - FORM I ARO  
 AROCLOR ORGANICS ANALYSIS DATA SHEET

EPA SAMPLE NO.

E3P50DL

Lab Name: MITKEM LABORATORIES Contract: EP-W-05-030  
 Lab Code: MITKEM Case No.: 38947 Mod. Ref No.:                      SDG No.: E3P41  
 Matrix: (SOIL/SED/WATER) SOIL Lab Sample ID: H1785-10ADL  
 Sample wt/vol: 30.3 (g/mL) G Lab File ID: E3G6536F.D/E3G6536R.D  
 % Moisture: 40 Decanted: (Y/N) N Date Received: 09/16/2009  
 Extraction: (Type) SONC Date Extracted: 09/16/2009  
 Concentrated Extract Volume: 10000 (uL) Date Analyzed: 09/18/2009  
 Injection Volume: 1.0 (uL) GPC Factor: 1.00 Dilution Factor: 50.0  
 GPC Cleanup: (Y/N) N pH: 7.3 Sulfur Cleanup: (Y/N) Y  
 Acid Cleanup: (Y/N) Y

CAS NO.	COMPOUND	CONCENTRATION UNITS: <u>UG/KG</u>	
		(ug/L or ug/Kg)	<u>Q</u>
12674-11-2	Aroclor-1016	2700	U
11104-28-2	Aroclor-1221	2700	U
11141-16-5	Aroclor-1232	2700	U
53469-21-9	Aroclor-1242	2700	U
12672-29-6	Aroclor-1248	15000	D
11097-69-1	Aroclor-1254	7000	D
11096-82-5	Aroclor-1260	5000	D
37324-23-5	Aroclor-1262	2700	U
11100-14-4	Aroclor-1268	2700	U

**PRELIMINARY**  
 SOM01.2 (6/2007)

1H - FORM I ARO  
 AROCLOR ORGANICS ANALYSIS DATA SHEET

EPA SAMPLE NO.

E3P51

Lab Name: MITKEM LABORATORIES Contract: EP-W-05-030  
 Lab Code: MITKEM Case No.: 38947 Mod. Ref No.: SDG No.: E3P41  
 Matrix: (SOIL/SED/WATER) SOIL Lab Sample ID: H1785-11A  
 Sample wt/vol: 30.2 (g/mL) G Lab File ID: E3G6539F.D/E3G6539R.D  
 % Moisture: 35 Decanted: (Y/N) N Date Received: 09/16/2009  
 Extraction: (Type) SONC Date Extracted: 09/16/2009  
 Concentrated Extract Volume: 10000 (uL) Date Analyzed: 09/18/2009  
 Injection Volume: 1.0 (uL) GPC Factor: 1.00 Dilution Factor: 2.0  
 GPC Cleanup: (Y/N) N pH: 7.7 Sulfur Cleanup: (Y/N) Y  
 Acid Cleanup: (Y/N) Y

CAS NO.	COMPOUND	CONCENTRATION UNITS: UG/KG	
		(ug/L or ug/Kg)	Q
12674-11-2	Aroclor-1016	100	U
11104-28-2	Aroclor-1221	100	U
11141-16-5	Aroclor-1232	100	
53469-21-9	Aroclor-1242	100	U
12672-29-6	Aroclor-1248	4100	E
11097-69-1	Aroclor-1254	2400	E
11096-82-5	Aroclor-1260	1000	EP
37324-23-5	Aroclor-1262	100	U
11100-14-4	Aroclor-1268	100	U

**PRELIMINARY**  
 SOM01.2 (6/2007)



1H - FORM I ARO  
 AROCLOR ORGANICS ANALYSIS DATA SHEET

EPA SAMPLE NO.

E3P51DL

Lab Name: MITKEM LABORATORIES Contract: EP-W-05-030  
 Lab Code: MITKEM Case No.: 38947 Mod. Ref No.: SDG No.: E3P41  
 Matrix: (SOIL/SED/WATER) SOIL Lab Sample ID: H1785-11ADL  
 Sample wt/vol: 30.2 (g/mL) G Lab File ID: E3G6538F.D/E3G6538R.D  
 % Moisture: 35 Decanted: (Y/N) N Date Received: 09/16/2009  
 Extraction: (Type) SONC Date Extracted: 09/16/2009  
 Concentrated Extract Volume: 10000 (uL) Date Analyzed: 09/18/2009  
 Injection Volume: 1.0 (uL) GPC Factor: 1.00 Dilution Factor: 20.0  
 GPC Cleanup: (Y/N) N pH: 7.7 Sulfur Cleanup: (Y/N) Y  
 Acid Cleanup: (Y/N) Y

CAS NO.	COMPOUND	CONCENTRATION UNITS: <u>UG/KG</u> (ug/L or ug/Kg)	<u>Q</u>
12674-11-2	Aroclor-1016	1000	U
11104-28-2	Aroclor-1221	1000	U
11141-16-5	Aroclor-1232	1000	U
53469-21-9	Aroclor-1242	1000	U
12672-29-6	Aroclor-1248	5500	D
11097-69-1	Aroclor-1254	3300	D
11096-82-5	Aroclor-1260	2100	DP
37324-23-5	Aroclor-1262	1000	U
11100-14-4	Aroclor-1268	1000	U

**PRELIMINARY**

SOM01.2 (6/2007)

1H - FORM I ARO  
 AROCLOR ORGANICS ANALYSIS DATA SHEET

EPA SAMPLE NO.

E3P52

Lab Name: MITKEM LABORATORIES Contract: EP-W-05-030  
 Lab Code: MITKEM Case No.: 38947 Mod. Ref No.:                      SDG No.: E3P41  
 Matrix: (SOIL/SED/WATER) SOIL Lab Sample ID: H1785-12A  
 Sample wt/vol: 30.4 (g/mL) G Lab File ID: E3G6498F.D/E3G6498R.D  
 % Moisture: 36 Decanted: (Y/N) N Date Received: 09/16/2009  
 Extraction: (Type) SONC Date Extracted: 09/16/2009  
 Concentrated Extract Volume: 10000 (uL) Date Analyzed: 09/17/2009  
 Injection Volume: 1.0 (uL) GPC Factor: 1.00 Dilution Factor: 1.0  
 GPC Cleanup: (Y/N) N pH: 7.6 Sulfur Cleanup: (Y/N) Y  
 Acid Cleanup: (Y/N) Y

CAS NO.	COMPOUND	CONCENTRATION UNITS: UG/KG	
		(ug/L or ug/Kg)	Q
12674-11-2	Aroclor-1016	51	U
11104-28-2	Aroclor-1221	51	U
11141-16-5	Aroclor-1232	51	U
53469-21-9	Aroclor-1242	51	U
12672-29-6	Aroclor-1248	950	E
11097-69-1	Aroclor-1254	800	E
11096-82-5	Aroclor-1260	290	
37324-23-5	Aroclor-1262	51	U
11100-14-4	Aroclor-1268	51	U

**PRELIMINARY**

SOM01.2 (6/2007)

1H - FORM I ARO  
 AROCLOR ORGANICS ANALYSIS DATA SHEET

EPA SAMPLE NO.

E3P52DL

Lab Name: MITKEM LABORATORIES Contract: EP-W-05-030  
 Lab Code: MITKEM Case No.: 38947 Mod. Ref No.: SDG No.: E3P41  
 Matrix: (SOIL/SED/WATER) SOIL Lab Sample ID: H1785-12ADL  
 Sample wt/vol: 30.4 (g/mL) G Lab File ID: E3G6540F.D/E3G6540R.D  
 % Moisture: 36 Decanted: (Y/N) N Date Received: 09/16/2009  
 Extraction: (Type) SONC Date Extracted: 09/16/2009  
 Concentrated Extract Volume: 10000 (uL) Date Analyzed: 09/18/2009  
 Injection Volume: 1.0 (uL) GPC Factor: 1.00 Dilution Factor: 7.0  
 GPC Cleanup: (Y/N) N pH: 7.6 Sulfur Cleanup: (Y/N) Y  
 Acid Cleanup: (Y/N) Y

CAS NO.	COMPOUND	CONCENTRATION UNITS: UG/KG	
		(ug/L or ug/Kg)	Q
12674-11-2	Aroclor-1016	360	U
11104-28-2	Aroclor-1221	360	U
11141-16-5	Aroclor-1232	360	U
53469-21-9	Aroclor-1242	360	U
12672-29-6	Aroclor-1248	1300	D
11097-69-1	Aroclor-1254	1100	D
11096-82-5	Aroclor-1260	360	DPJ
37324-23-5	Aroclor-1262	360	U
11100-14-4	Aroclor-1268	360	U

PRELIMINARY

1H - FORM I ARO  
 AROCLOR ORGANICS ANALYSIS DATA SHEET

EPA SAMPLE NO.

E3P53

Lab Name: MITKEM LABORATORIES Contract: EP-W-05-030  
 Lab Code: MITKEM Case No.: 38947 Mod. Ref No.:                      SDG No.: E3P41  
 Matrix: (SOIL/SED/WATER) SOIL Lab Sample ID: H1785-13A  
 Sample wt/vol: 30.0 (g/mL) G Lab File ID: E3G6501F.D/E3G6501R.D  
 % Moisture: 36 Decanted: (Y/N) N Date Received: 09/16/2009  
 Extraction: (Type) SONC Date Extracted: 09/16/2009  
 Concentrated Extract Volume: 10000 (uL) Date Analyzed: 09/17/2009  
 Injection Volume: 1.0 (uL) GPC Factor: 1.00 Dilution Factor: 1.0  
 GPC Cleanup: (Y/N) N pH: 8.0 Sulfur Cleanup: (Y/N) Y  
 Acid Cleanup: (Y/N) Y

CAS NO.	COMPOUND	CONCENTRATION UNITS: <u>UG/KG</u>	
		(ug/L or ug/Kg)	<u>Q</u>
12674-11-2	Aroclor-1016	52	U
11104-28-2	Aroclor-1221	52	U
11141-16-5	Aroclor-1232	52	U
53469-21-9	Aroclor-1242	52	U
12672-29-6	Aroclor-1248	52	U
11097-69-1	Aroclor-1254	150	
11096-82-5	Aroclor-1260	52	U
37324-23-5	Aroclor-1262	52	U
11100-14-4	Aroclor-1268	52	U

**PRELIMINARY**

SOM01.2 (6/2007)

1H - FORM I ARO  
 AROCLOR ORGANICS ANALYSIS DATA SHEET

EPA SAMPLE NO.

E3P53MS(1)

Lab Name: MITKEM LABORATORIES Contract: EP-W-05-030  
 Lab Code: MITKEM Case No.: 38947 Mod. Ref No.:                      SDG No.: E3P41  
 Matrix: (SOIL/SED/WATER) SOIL Lab Sample ID: H1785-13AMS  
 Sample wt/vol: 30.1 (g/mL) G Lab File ID: E3G6500F.D  
 % Moisture: 36 Decanted: (Y/N) N Date Received: 09/16/2009  
 Extraction: (Type) SONC Date Extracted: 09/16/2009  
 Concentrated Extract Volume: 10000 (uL) Date Analyzed: 09/17/2009  
 Injection Volume: 1.0 (uL) GPC Factor: 1.00 Dilution Factor: 1.0  
 GPC Cleanup: (Y/N) N pH: 8.0 Sulfur Cleanup: (Y/N) Y  
 Acid Cleanup: (Y/N) Y

CAS NO.	COMPOUND	CONCENTRATION UNITS:	
		(ug/L or ug/Kg)	UG/KG
12674-11-2	Aroclor-1016		170
11104-28-2	Aroclor-1221		51
11141-16-5	Aroclor-1232		51
53469-21-9	Aroclor-1242		51
12672-29-6	Aroclor-1248		51
11097-69-1	Aroclor-1254		180
11096-82-5	Aroclor-1260		180
37324-23-5	Aroclor-1262		51
11100-14-4	Aroclor-1268		51

PRELIMINARY

1H - FORM I ARO  
 AROCLOR ORGANICS ANALYSIS DATA SHEET

EPA SAMPLE NO.

E3P53MS(2)

Lab Name: MITKEM LABORATORIES Contract: EP-W-05-030  
 Lab Code: MITKEM Case No.: 38947 Mod. Ref No.:                      SDG No.: E3P41  
 Matrix: (SOIL/SED/WATER) SOIL Lab Sample ID: H1785-13AMS  
 Sample wt/vol: 30.1 (g/mL) G Lab File ID: E3G6500R.D  
 % Moisture: 36 Decanted: (Y/N) N Date Received: 09/16/2009  
 Extraction: (Type) SONC Date Extracted: 09/16/2009  
 Concentrated Extract Volume: 10000 (uL) Date Analyzed: 09/17/2009  
 Injection Volume: 1.0 (uL) GPC Factor: 1.00 Dilution Factor: 1.0  
 GPC Cleanup: (Y/N) N pH: 8.0 Sulfur Cleanup: (Y/N) Y  
 Acid Cleanup: (Y/N) Y

CAS NO.	COMPOUND	CONCENTRATION UNITS:	
		(ug/L or ug/Kg)	UG/KG
12674-11-2	Aroclor-1016		180
11104-28-2	Aroclor-1221		51
11141-16-5	Aroclor-1232		51
53469-21-9	Aroclor-1242		51
12672-29-6	Aroclor-1248		51
11097-69-1	Aroclor-1254		160
11096-82-5	Aroclor-1260		200
37324-23-5	Aroclor-1262		51
11100-14-4	Aroclor-1268		51

PRELIMINARY

1H - FORM I ARO  
 AROCLOR ORGANICS ANALYSIS DATA SHEET

EPA SAMPLE NO.

E3P53MSD(1)

Lab Name: MITKEM LABORATORIES Contract: EP-W-05-030  
 Lab Code: MITKEM Case No.: 38947 Mod. Ref No.:                      SDG No.: E3P41  
 Matrix: (SOIL/SED/WATER) SOIL Lab Sample ID: H1785-13AMSD  
 Sample wt/vol: 30 (g/mL) G Lab File ID: E3G6499F.D  
 % Moisture: 36 Decanted: (Y/N) N Date Received: 09/16/2009  
 Extraction: (Type) SONC Date Extracted: 09/16/2009  
 Concentrated Extract Volume: 10000 (uL) Date Analyzed: 09/17/2009  
 Injection Volume: 1.0 (uL) GPC Factor: 1.00 Dilution Factor: 1.0  
 GPC Cleanup: (Y/N) N pH: 8.0 Sulfur Cleanup: (Y/N) Y  
 Acid Cleanup: (Y/N) Y

CAS NO.	COMPOUND	CONCENTRATION UNITS:	
		ug/L or ug/Kg	UG/KG
12674-11-2	Aroclor-1016	170	Q
11104-28-2	Aroclor-1221	52	U
11141-16-5	Aroclor-1232	52	U
53469-21-9	Aroclor-1242	52	U
12672-29-6	Aroclor-1248	52	U
11097-69-1	Aroclor-1254	180	
11096-82-5	Aroclor-1260	180	
37324-23-5	Aroclor-1262	52	U
11100-14-4	Aroclor-1268	52	U

PRELIMINARY

1H - FORM I ARO  
 AROCLOR ORGANICS ANALYSIS DATA SHEET

EPA SAMPLE NO.

E3P53MSD(2)

Lab Name: MITKEM LABORATORIES Contract: EP-W-05-030  
 Lab Code: MITKEM Case No.: 38947 Mod. Ref No.:                      SDG No.: E3P41  
 Matrix: (SOIL/SED/WATER) SOIL Lab Sample ID: H1785-13AMSD  
 Sample wt/vol: 30 (g/mL) G Lab File ID: E3G6499R.D  
 % Moisture: 36 Decanted: (Y/N) N Date Received: 09/16/2009  
 Extraction: (Type) SONC Date Extracted: 09/16/2009  
 Concentrated Extract Volume: 10000 (uL) Date Analyzed: 09/17/2009  
 Injection Volume: 1.0 (uL) GPC Factor: 1.00 Dilution Factor: 1.0  
 GPC Cleanup: (Y/N) N pH: 8.0 Sulfur Cleanup: (Y/N) Y  
 Acid Cleanup: (Y/N) Y

CAS NO.	COMPOUND	CONCENTRATION UNITS:	
		(ug/L or ug/Kg)	UG/KG
12674-11-2	Aroclor-1016		170
11104-28-2	Aroclor-1221		52
11141-16-5	Aroclor-1232		52
53469-21-9	Aroclor-1242		52
12672-29-6	Aroclor-1248		52
11097-69-1	Aroclor-1254		140
11096-82-5	Aroclor-1260		190
37324-23-5	Aroclor-1262		52
11100-14-4	Aroclor-1268		52

PRELIMINARY



1H - FORM I ARO  
 AROCLOR ORGANICS ANALYSIS DATA SHEET

EPA SAMPLE NO.

E3P54

Lab Name: MITKEM LABORATORIES Contract: EP-W-05-030  
 Lab Code: MITKEM Case No.: 38947 Mod. Ref No.:                      SDG No.: E3P41  
 Matrix: (SOIL/SED/WATER) SOIL Lab Sample ID: H1785-14A  
 Sample wt/vol: 30.2 (g/mL) G Lab File ID: E3G6502F.D/E3G6502R.D  
 % Moisture: 38 Decanted: (Y/N) N Date Received: 09/16/2009  
 Extraction: (Type) SONC Date Extracted: 09/16/2009  
 Concentrated Extract Volume: 10000 (uL) Date Analyzed: 09/17/2009  
 Injection Volume: 1.0 (uL) GPC Factor: 1.00 Dilution Factor: 1.0  
 GPC Cleanup: (Y/N) N pH: 7.7 Sulfur Cleanup: (Y/N) Y  
 Acid Cleanup: (Y/N) Y

CAS NO.	COMPOUND	CONCENTRATION UNITS: <u>UG/KG</u>	
		(ug/L or ug/Kg)	<u>Q</u>
12674-11-2	Aroclor-1016	53	U
11104-28-2	Aroclor-1221	53	U
11141-16-5	Aroclor-1232	53	U
53469-21-9	Aroclor-1242	53	U
12672-29-6	Aroclor-1248	53	U
11097-69-1	Aroclor-1254	210	
11096-82-5	Aroclor-1260	53	U
37324-23-5	Aroclor-1262	53	U
11100-14-4	Aroclor-1268	53	U

**PRELIMINARY**  
 SOM01.2 (6/2007)

1H - FORM I ARO  
 AROCLOR ORGANICS ANALYSIS DATA SHEET

EPA SAMPLE NO.

E3P55

Lab Name: MITKEM LABORATORIES Contract: EP-W-05-030  
 Lab Code: MITKEM Case No.: 38947 Mod. Ref No.: \_\_\_\_\_ SDG No.: E3P41  
 Matrix: (SOIL/SED/WATER) SOIL Lab Sample ID: H1785-15A  
 Sample wt/vol: 30.1 (g/mL) G Lab File ID: E3G6541F.D/E3G6541R.D  
 % Moisture: 16 Decanted: (Y/N) N Date Received: 09/16/2009  
 Extraction: (Type) SONC Date Extracted: 09/16/2009  
 Concentrated Extract Volume: 10000 (uL) Date Analyzed: 09/18/2009  
 Injection Volume: 1.0 (uL) GPC Factor: 1.00 Dilution Factor: 1.0  
 GPC Cleanup: (Y/N) N pH: 7.9 Sulfur Cleanup: (Y/N) Y  
 Acid Cleanup: (Y/N) Y

CAS NO.	COMPOUND	CONCENTRATION UNITS: <u>UG/KG</u>	
		(ug/L or ug/Kg)	<u>Q</u>
12674-11-2	Aroclor-1016	39	U
11104-28-2	Aroclor-1221	39	U
11141-16-5	Aroclor-1232	39	U
53469-21-9	Aroclor-1242	39	U
12672-29-6	Aroclor-1248	39	U
11097-69-1	Aroclor-1254	39	U
11096-82-5	Aroclor-1260	39	U
37324-23-5	Aroclor-1262	39	U
11100-14-4	Aroclor-1268	39	U

**PRELIMINARY**

SOM01.2 (6/2007)

1H - FORM I ARO  
 AROCLOR ORGANICS ANALYSIS DATA SHEET

EPA SAMPLE NO.

E3P56

Lab Name: MITKEM LABORATORIES Contract: EP-W-05-030  
 Lab Code: MITKEM Case No.: 38947 Mod. Ref No.: SDG No.: E3P41  
 Matrix: (SOIL/SED/WATER) SOIL Lab Sample ID: H1785-16A  
 Sample wt/vol: 30.0 (g/mL) G Lab File ID: E3G6504F.D/E3G6504R.D  
 % Moisture: 43 Decanted: (Y/N) N Date Received: 09/16/2009  
 Extraction: (Type) SONC Date Extracted: 09/16/2009  
 Concentrated Extract Volume: 10000 (uL) Date Analyzed: 09/17/2009  
 Injection Volume: 1.0 (uL) GPC Factor: 1.00 Dilution Factor: 1.0  
 GPC Cleanup: (Y/N) N pH: 7.4 Sulfur Cleanup: (Y/N) Y  
 Acid Cleanup: (Y/N) Y

CAS NO.	COMPOUND	CONCENTRATION UNITS: <u>UG/KG</u>	
		(ug/L or ug/Kg)	<u>Q</u>
12674-11-2	Aroclor-1016	58	U
11104-28-2	Aroclor-1221	58	U
11141-16-5	Aroclor-1232	58	U
53469-21-9	Aroclor-1242	58	U
12672-29-6	Aroclor-1248	31	PJ
11097-69-1	Aroclor-1254	58	U
11096-82-5	Aroclor-1260	58	U
37324-23-5	Aroclor-1262	58	U
11100-14-4	Aroclor-1268	58	U

PRELIMINARY

1H - FORM I ARO  
 AROCLOR ORGANICS ANALYSIS DATA SHEET

EPA SAMPLE NO.

E3P57

Lab Name: MITKEM LABORATORIES Contract: EP-W-05-030  
 Lab Code: MITKEM Case No.: 38947 Mod. Ref No.:                      SDG No.: E3P41  
 Matrix: (SOIL/SED/WATER) SOIL Lab Sample ID: H1785-17A  
 Sample wt/vol: 30.3 (g/mL) G Lab File ID: E3G6505F.D/E3G6505R.D  
 % Moisture: 36 Decanted: (Y/N) N Date Received: 09/16/2009  
 Extraction: (Type) SONC Date Extracted: 09/16/2009  
 Concentrated Extract Volume: 10000 (uL) Date Analyzed: 09/17/2009  
 Injection Volume: 1.0 (uL) GPC Factor: 1.00 Dilution Factor: 1.0  
 GPC Cleanup: (Y/N) N pH: 7.3 Sulfur Cleanup: (Y/N) Y  
 Acid Cleanup: (Y/N) Y

CAS NO.	COMPOUND	CONCENTRATION UNITS: <u>UG/KG</u>	
		(ug/L or ug/Kg)	<u>Q</u>
12674-11-2	Aroclor-1016	51	U
11104-28-2	Aroclor-1221	51	U
11141-16-5	Aroclor-1232	51	U
53469-21-9	Aroclor-1242	51	U
12672-29-6	Aroclor-1248	51	U
11097-69-1	Aroclor-1254	51	U
11096-82-5	Aroclor-1260	51	U
37324-23-5	Aroclor-1262	51	U
11100-14-4	Aroclor-1268	51	U

**PRELIMINARY**

1H - FORM I ARO  
 AROCLOR ORGANICS ANALYSIS DATA SHEET

EPA SAMPLE NO.

E3P58

Lab Name: MITKEM LABORATORIES Contract: EP-W-05-030  
 Lab Code: MITKEM Case No.: 38947 Mod. Ref No.: \_\_\_\_\_ SDG No.: E3P41  
 Matrix: (SOIL/SED/WATER) SOIL Lab Sample ID: H1785-18A  
 Sample wt/vol: 30.3 (g/mL) G Lab File ID: E3G6506F.D/E3G6506R.D  
 % Moisture: 33 Decanted: (Y/N) N Date Received: 09/16/2009  
 Extraction: (Type) SONC Date Extracted: 09/16/2009  
 Concentrated Extract Volume: 10000 (uL) Date Analyzed: 09/17/2009  
 Injection Volume: 1.0 (uL) GPC Factor: 1.00 Dilution Factor: 1.0  
 GPC Cleanup: (Y/N) N pH: 7.3 Sulfur Cleanup: (Y/N) Y  
 Acid Cleanup: (Y/N) Y

CAS NO.	COMPOUND	CONCENTRATION UNITS: UG/KG	
		(ug/L or ug/Kg)	Q
12674-11-2	Aroclor-1016	49	U
11104-28-2	Aroclor-1221	49	U
11141-16-5	Aroclor-1232	49	U
53469-21-9	Aroclor-1242	49	U
12672-29-6	Aroclor-1248	49	U
11097-69-1	Aroclor-1254	49	U
11096-82-5	Aroclor-1260	49	U
37324-23-5	Aroclor-1262	49	U
11100-14-4	Aroclor-1268	49	U

**PRELIMINARY**

1H - FORM I ARO  
 AROCLOR ORGANICS ANALYSIS DATA SHEET

EPA SAMPLE NO.

E3P59

Lab Name: MITKEM LABORATORIES Contract: EP-W-05-030  
 Lab Code: MITKEM Case No.: 38947 Mod. Ref No.:                      SDG No.: E3P41  
 Matrix: (SOIL/SED/WATER) SOIL Lab Sample ID: H1785-19A  
 Sample wt/vol: 30.0 (g/mL) G Lab File ID: E3G6507F.D/E3G6507R.D  
 % Moisture: 31 Decanted: (Y/N) N Date Received: 09/16/2009  
 Extraction: (Type) SONC Date Extracted: 09/16/2009  
 Concentrated Extract Volume: 10000 (uL) Date Analyzed: 09/17/2009  
 Injection Volume: 1.0 (uL) GPC Factor: 1.00 Dilution Factor: 1.0  
 GPC Cleanup: (Y/N) N pH: 7.6 Sulfur Cleanup: (Y/N) Y  
 Acid Cleanup: (Y/N) Y

CAS NO.	COMPOUND	CONCENTRATION UNITS:	
		(ug/L or ug/Kg)	UG/KG
12674-11-2	Aroclor-1016	48	U
11104-28-2	Aroclor-1221	48	U
11141-16-5	Aroclor-1232	48	U
53469-21-9	Aroclor-1242	48	U
12672-29-6	Aroclor-1248	48	U
11097-69-1	Aroclor-1254	48	U
11096-82-5	Aroclor-1260	48	U
37324-23-5	Aroclor-1262	48	U
11100-14-4	Aroclor-1268	48	U

PRELIMINARY

1H - FORM I ARO  
 AROCLOR ORGANICS ANALYSIS DATA SHEET

EPA SAMPLE NO.

E3P60

Lab Name: MITKEM LABORATORIES Contract: EP-W-05-030  
 Lab Code: MITKEM Case No.: 38947 Mod. Ref No.:                      SDG No.: E3P41  
 Matrix: (SOIL/SED/WATER) SOIL Lab Sample ID: H1785-20A  
 Sample wt/vol: 30.1 (g/mL) G Lab File ID: E3G6508F.D/E3G6508R.D  
 % Moisture: 29 Decanted: (Y/N) N Date Received: 09/16/2009  
 Extraction: (Type) SONC Date Extracted: 09/16/2009  
 Concentrated Extract Volume: 10000 (uL) Date Analyzed: 09/17/2009  
 Injection Volume: 1.0 (uL) GPC Factor: 1.00 Dilution Factor: 1.0  
 GPC Cleanup: (Y/N) N pH: 7.5 Sulfur Cleanup: (Y/N) Y  
 Acid Cleanup: (Y/N) Y

CAS NO.	COMPOUND	CONCENTRATION UNITS: <u>UG/KG</u>	
		(ug/L or ug/Kg)	<u>Q</u>
12674-11-2	Aroclor-1016	46	U
11104-28-2	Aroclor-1221	46	U
11141-16-5	Aroclor-1232	46	U
53469-21-9	Aroclor-1242	46	U
12672-29-6	Aroclor-1248	46	U
11097-69-1	Aroclor-1254	46	U
11096-82-5	Aroclor-1260	46	U
37324-23-5	Aroclor-1262	46	U
11100-14-4	Aroclor-1268	46	U

PRELIMINARY

10C - FORM X ARO  
IDENTIFICATION SUMMARY  
FOR MULTICOMPONENT ANALYTES

EPA SAMPLE NO.

E3P49

Lab Name: MITKEM LABORATORIES Contract: EP-W-05-030  
 Lab Code: MITKEM Case No.: 38947 Mod. Ref No.: SDG No.: E3P41  
 Lab Sample ID: H1785-09A Date(s) Analyzed: 09/18/2009 09/18/2009  
 Instrument ID (1): E3 Instrument ID (2): E3  
 GC Column(1): CLPPest ID: 0.53 (mm) GC Column(2): CLPPestII ID: 0.53 (MM)

ANALYTE	PEAK	RT	RT WINDOW		CONCENTRATION		%D
			FROM	TO	PEAK	MEAN	
Aroclor-1248	1	4.679	4.609	4.749	10688.8796	12601.886326	
	2	5.276	5.205	5.345	13473.3668		
	3	5.466	5.396	5.536	13643.4126		
	4						
	5						
COLUMN 1	1	5.673	5.605	5.745	11403.2664	12236.407513	3.0
	2	5.999	5.932	6.072	12677.6798		
	3	6.264	6.199	6.339	12628.2764		
	4						
	5						
COLUMN 2	1	5.866	5.796	5.936	5623.6161	5239.586178	
	2	6.167	6.098	6.238	6386.0005		
	3	6.695	6.620	6.760	3709.1419		
	4						
	5						
Aroclor-1254	1	6.204	6.132	6.272	4796.1765	5257.961286	0.4
	2	6.756	6.686	6.826	5098.4232		
	3	7.033	6.965	7.105	5879.2842		
	4						
	5						
COLUMN 1	1	6.395	6.291	6.431	6307.9646	3113.099894	
	2	7.510	7.430	7.570	1450.6849		
	3	7.875	7.795	7.936	1580.6501		
	4						
	5						
COLUMN 2	1	7.723	7.645	7.785	3365.4780	2041.598557	52.5
	2	8.582	8.504	8.644	1342.2059		
	3	9.095	9.016	9.156	1417.1118		
	4						
	5						
Aroclor-1260	1						
	2						
	3						
	4						
	5						

At least 3 peaks for each column are required for identification of multicomponent analytes

**PRELIMINARY**



10C - FORM X ARO  
IDENTIFICATION SUMMARY  
FOR MULTICOMPONENT ANALYTES

EPA SAMPLE NO.

E3P49DL

Lab Name: MITKEM LABORATORIES Contract: EP-W-05-030  
 Lab Code: MITKEM Case No.: 38947 Mod. Ref No.: SDG No.: E3P41  
 Lab Sample ID: H1785-09ADL Date(s) Analyzed: 09/18/2009 09/18/2009  
 Instrument ID (1): E3 Instrument ID (2): E3  
 GC Column(1): CLPPest ID: 0.53 (mm) GC Column(2): CLPPestII ID: 0.53 (MM)

ANALYTE	PEAK	RT	RT WINDOW		CONCENTRATION		%D
			FROM	TO	PEAK	MEAN	
Aroclor-1248	1	4.680	4.609	4.749	16843.0167	18705.095459	
	2	5.277	5.205	5.345	19224.9611		
	3	5.468	5.396	5.536	20047.3086		
	4						
	5						
COLUMN 1	1	5.675	5.605	5.745	16345.9826	17361.396778	7.7
	2	6.002	5.932	6.072	18436.9128		
	3	6.268	6.199	6.339	17301.2950		
	4						
	5						
COLUMN 2	1	5.869	5.796	5.936	8060.2162	7518.179335	
	2	6.169	6.098	6.238	9177.8984		
	3	6.696	6.620	6.760	5316.4234		
	4						
	5						
Aroclor-1254	1	6.205	6.132	6.272	7076.2279	7680.946004	2.2
	2	6.758	6.686	6.826	7335.3541		
	3	7.036	6.965	7.105	8631.2560		
	4						
	5						
COLUMN 1	1	6.395	6.291	6.431	6599.2743	3511.238947	
	2	7.510	7.430	7.570	1835.3223		
	3	7.875	7.795	7.936	2099.1203		
	4						
	5						
COLUMN 2	1	7.725	7.645	7.785	4494.3031	2585.690583	35.8
	2	8.584	8.504	8.644	1603.3813		
	3	9.097	9.016	9.156	1659.3873		
	4						
	5						
Aroclor-1260	1	7.725	7.645	7.785	4494.3031	2585.690583	35.8
	2	8.584	8.504	8.644	1603.3813		
	3	9.097	9.016	9.156	1659.3873		
	4						
	5						

At least 3 peaks for each column are required for identification of multicomponent analytes

**PRELIMINARY**

10C - FORM X ARO  
IDENTIFICATION SUMMARY  
FOR MULTICOMPONENT ANALYTES

EPA SAMPLE NO.

E3P50

Lab Name: MITKEM LABORATORIES Contract: EP-W-05-030  
 Lab Code: MITKEM Case No.: 38947 Mod. Ref No.: SDG No.: E3P41  
 Lab Sample ID: H1785-10A Date(s) Analyzed: 09/18/2009 09/18/2009  
 Instrument ID (1): E3 Instrument ID (2): E3  
 GC Column(1): CLPPest ID: 0.53 (mm) GC Column(2): CLPPestII ID: 0.53 (MM)

ANALYTE	PEAK	RT	RT WINDOW		CONCENTRATION		%D
			FROM	TO	PEAK	MEAN	
Aroclor-1248	1	4.679	4.609	4.749	10022.8296	11700.923304	
	2	5.275	5.205	5.345	12377.2885		
COLUMN 1	3	5.466	5.396	5.536	12702.6519		
	4						
	5						
COLUMN 2	1	5.673	5.605	5.745	10751.8464		
	2	5.998	5.932	6.072	11757.2657		
	3	6.265	6.199	6.339	11500.5236		
	4						
	5						
Aroclor-1254	1	5.866	5.796	5.936	5534.2615	5073.596974	
	2	6.167	6.098	6.238	6120.9941		
COLUMN 1	3	6.695	6.620	6.760	3565.5353		
	4						
	5						
COLUMN 2	1	6.204	6.132	6.272	4653.3096		
	2	6.756	6.686	6.826	4944.1302		
	3	7.033	6.965	7.105	5597.3025		
	4						
	5						
Aroclor-1260	1	6.396	6.291	6.431	13338.1596	5345.767472	
	2	7.509	7.430	7.570	1283.9482		
COLUMN 1	3	7.874	7.795	7.936	1415.1946		
	4						
	5						
COLUMN 2	1	7.722	7.645	7.785	3316.2314		
	2	8.582	8.504	8.644	1172.0848		
	3	9.096	9.016	9.156	1257.1499		
	4						
	5						
					1915.155372	179.1	

At least 3 peaks for each column are required for identification of multicomponent analytes

**PRELIMINARY**

10C - FORM X ARO  
IDENTIFICATION SUMMARY  
FOR MULTICOMPONENT ANALYTES

EPA SAMPLE NO.

E3P50DL

Lab Name: MITKEM LABORATORIES Contract: EP-W-05-030  
 Lab Code: MITKEM Case No.: 38947 Mod. Ref No.: SDG No.: E3P41  
 Lab Sample ID: H1785-10ADL Date(s) Analyzed: 09/18/2009 09/18/2009  
 Instrument ID (1): E3 Instrument ID (2): E3  
 GC Column(1): CLPPest ID: 0.53 (mm) GC Column(2): CLPPestII ID: 0.53 (MM)

ANALYTE	PEAK	RT	RT WINDOW		CONCENTRATION		%D
			FROM	TO	PEAK	MEAN	
Aroclor-1248	1	4.680	4.609	4.749	15400.7037	16925.442360	
	2	5.277	5.205	5.345	17329.4558		
	3	5.468	5.396	5.536	18046.1676		
	4						
	5						
COLUMN 1	1	5.676	5.605	5.745	14759.2145	15494.233811	9.2
	2	6.002	5.932	6.072	16501.6122		
	3	6.268	6.199	6.339	15221.8748		
	4						
	5						
COLUMN 2	1	5.868	5.796	5.936	7804.4798	6965.761970	
	2	6.169	6.098	6.238	8399.4789		
	3	6.696	6.620	6.760	4693.3272		
	4						
	5						
Aroclor-1254	1	6.206	6.132	6.272	6562.9286	7076.412734	1.6
	2	6.759	6.686	6.826	6852.1535		
	3	7.037	6.965	7.105	7814.1561		
	4						
	5						
COLUMN 1	1	6.398	6.291	6.431	14356.5567	5787.791544	
	2	7.510	7.430	7.570	1489.1152		
	3	7.875	7.795	7.936	1517.7028		
	4						
	5						
COLUMN 2	1	7.726	7.645	7.785	4400.8261	5017.493949	15.4
	2	8.487	8.504	8.644	9253.1968		
	3	9.098	9.016	9.156	1398.4589		
	4						
	5						
Aroclor-1260	1						
	2						
	3						
	4						
	5						

At least 3 peaks for each column are required for identification of multicomponent analytes

**PRELIMINARY**

10C - FORM X ARO  
IDENTIFICATION SUMMARY  
FOR MULTICOMPONENT ANALYTES

EPA SAMPLE NO.

E3P51

Lab Name: MITKEM LABORATORIES Contract: EP-W-05-030  
 Lab Code: MITKEM Case No.: 38947 Mod. Ref No.: SDG No.: E3P41  
 Lab Sample ID: H1785-11A Date(s) Analyzed: 09/18/2009 09/18/2009  
 Instrument ID (1): E3 Instrument ID (2): E3  
 GC Column(1): CLPPest ID: 0.53 (mm) GC Column(2): CLPPestII ID: 0.53 (MM)

ANALYTE	PEAK	RT	RT WINDOW		CONCENTRATION		%D
			FROM	TO	PEAK	MEAN	
Aroclor-1248	1	4.679	4.609	4.749	3415.7543	4307.628946	
	2	5.277	5.205	5.345	4470.2088		
COLUMN 1	3	5.467	5.396	5.536	5036.9237		
	4						
	5						
COLUMN 2	1	5.673	5.605	5.745	3534.8844		
	2	6.000	5.932	6.072	4364.4980		
	3	6.267	6.199	6.339	4278.3827		
	4						
	5						
Aroclor-1254	1	5.868	5.796	5.936	2577.5293	2541.226935	
	2	6.170	6.098	6.238	2979.4844		
COLUMN 1	3	6.710	6.620	6.760	2066.6672		
	4						
	5						
COLUMN 2	1	6.208	6.132	6.272	2313.0899		
	2	6.758	6.686	6.826	2243.7062		
	3	7.037	6.965	7.105	2623.4753		
	4						
	5						
Aroclor-1260	1	6.399	6.291	6.431	7081.1288	2722.126678	
	2	7.515	7.430	7.570	502.1400		
COLUMN 1	3	7.879	7.795	7.936	583.1112		
	4						
	5						
COLUMN 2	1	7.723	7.645	7.785	2082.1248		
	2	8.588	8.504	8.644	458.8400		
	3	9.098	9.016	9.156	519.9522		
	4						
	5						
					1020.305644	166.8	

At least 3 peaks for each column are required for identification of multicomponent analytes

**PRELIMINARY**

10C - FORM X ARO  
IDENTIFICATION SUMMARY  
FOR MULTICOMPONENT ANALYTES

EPA SAMPLE NO.

E3P51DL

Lab Name: MITKEM LABORATORIES Contract: EP-W-05-030  
 Lab Code: MITKEM Case No.: 38947 Mod. Ref No.: SDG No.: E3P41  
 Lab Sample ID: H1785-11ADL Date(s) Analyzed: 09/18/2009 09/18/2009  
 Instrument ID (1): E3 Instrument ID (2): E3  
 GC Column(1): CLPPest ID: 0.53 (mm) GC Column(2): CLPPestII ID: 0.53 (MM)

ANALYTE	PEAK	RT	RT WINDOW		CONCENTRATION		%D
			FROM	TO	PEAK	MEAN	
Aroclor-1248	1	4.679	4.609	4.749	5145.5636	6137.241837	
	2	5.277	5.205	5.345	6180.8584		
	3	5.465	5.396	5.536	7085.3035		
	4						
	5						
COLUMN 1	1	5.675	5.605	5.745	4789.1633	5506.379446	11.5
	2	6.001	5.932	6.072	6114.2040		
	3	6.268	6.199	6.339	5615.7710		
	4						
	5						
COLUMN 2	1	5.867	5.796	5.936	3548.7885	3457.609158	
	2	6.168	6.098	6.238	4107.0144		
	3	6.697	6.620	6.760	2717.0246		
	4						
	5						
Aroclor-1254	1	6.207	6.132	6.272	3118.7460	3287.212018	5.2
	2	6.758	6.686	6.826	3078.1436		
	3	7.036	6.965	7.105	3664.7464		
	4						
	5						
COLUMN 1	1	6.398	6.291	6.431	8084.4022	3131.090377	
	2	7.510	7.430	7.570	600.6831		
	3	7.874	7.795	7.936	708.1858		
	4						
	5						
COLUMN 2	1	7.723	7.645	7.785	2602.9714	2082.476349	50.4
	2	8.483	8.504	8.644	3039.1464		
	3	9.096	9.016	9.156	605.3112		
	4						
	5						
Aroclor-1260	1						
	2						
	3						
	4						
	5						

At least 3 peaks for each column are required for identification of multicomponent analytes

**PRELIMINARY**

10C - FORM X ARO  
 IDENTIFICATION SUMMARY  
 FOR MULTICOMPONENT ANALYTES

EPA SAMPLE NO.

E3P52

Lab Name: MITKEM LABORATORIES Contract: EP-W-05-030  
 Lab Code: MITKEM Case No.: 38947 Mod. Ref No.: SDG No.: E3P41  
 Lab Sample ID: H1785-12A Date(s) Analyzed: 09/17/2009 09/17/2009  
 Instrument ID (1): E3 Instrument ID (2): E3  
 GC Column(1): CLPPest ID: 0.53 (mm) GC Column(2): CLPPestII ID: 0.53 (MM)

ANALYTE	PEAK	RT	RT WINDOW		CONCENTRATION		%D
			FROM	TO	PEAK	MEAN	
Aroclor-1248	1	4.678	4.609	4.749	831.5584	1076.174332	
	2	5.277	5.205	5.345	1005.7173		
COLUMN 1	3	5.464	5.396	5.536	1391.2473		
	4						
	5						
COLUMN 2	1	5.673	5.605	5.745	744.4814		
	2	5.999	5.932	6.072	1097.9292		
	3	6.267	6.199	6.339	1016.0561		
	4						
	5						
Aroclor-1254	1	5.869	5.796	5.936	870.8503	883.334457	
	2	6.171	6.098	6.238	1028.8665		
COLUMN 1	3	6.697	6.620	6.760	750.2865		
	4						
	5						
COLUMN 2	1	6.207	6.132	6.272	753.3821		
	2	6.757	6.686	6.826	766.4423		
	3	7.036	6.965	7.105	882.0399		
	4						
	5						
Aroclor-1260	1	6.391	6.291	6.431	529.0790	285.633448	
	2	7.516	7.430	7.570	147.3834		
COLUMN 1	3	7.880	7.795	7.936	180.4380		
	4						
	5						
COLUMN 2	1	7.727	7.645	7.785	663.9574		
	2	8.578	8.504	8.644	227.5974		
	3	9.098	9.016	9.156	158.4762		
	4						
	5						
					350.010302	22.5	

At least 3 peaks for each column are required for identification of multicomponent analytes

PRELIMINARY

10C - FORM X ARO  
IDENTIFICATION SUMMARY  
FOR MULTICOMPONENT ANALYTES

EPA SAMPLE NO.

E3P52DL

Lab Name: MITKEM LABORATORIES Contract: EP-W-05-030  
 Lab Code: MITKEM Case No.: 38947 Mod. Ref No.: SDG No.: E3P41  
 Lab Sample ID: H1785-12ADL Date(s) Analyzed: 09/18/2009 09/18/2009  
 Instrument ID (1): E3 Instrument ID (2): E3  
 GC Column(1): CLPPest ID: 0.53 (mm) GC Column(2): CLPPestII ID: 0.53 (MM)

ANALYTE	PEAK	RT	RT WINDOW		CONCENTRATION		%D
			FROM	TO	PEAK	MEAN	
Aroclor-1248	1	4.676	4.609	4.749	1223.7928	1513.560271	
	2	5.274	5.205	5.345	1382.5433		
	3	5.461	5.396	5.536	1934.3447		
	4						
	5						
COLUMN 1	1	5.674	5.605	5.745	998.1091	1291.176616	17.2
	2	5.998	5.932	6.072	1548.4123		
	3	6.268	6.199	6.339	1327.0085		
	4						
	5						
COLUMN 2	1	5.867	5.796	5.936	1193.3228	1197.429588	
	2	6.167	6.098	6.238	1403.2145		
	3	6.693	6.620	6.760	995.7515		
	4						
	5						
Aroclor-1254	1	6.206	6.132	6.272	1013.1275	1080.774561	10.8
	2	6.756	6.686	6.826	1019.6741		
	3	7.034	6.965	7.105	1209.5221		
	4						
	5						
COLUMN 1	1	6.378	6.291	6.431	684.2850	357.558114	
	2	7.508	7.430	7.570	172.7218		
	3	7.874	7.795	7.936	215.6676		
	4						
	5						
COLUMN 2	1	7.726	7.645	7.785	892.5263	930.651704	160.3
	2	8.493	8.504	8.644	1719.8808		
	3	9.096	9.016	9.156	179.5481		
	4						
	5						

At least 3 peaks for each column are required for identification of multicomponent analytes

**PRELIMINARY**

10C - FORM X ARO  
 IDENTIFICATION SUMMARY  
 FOR MULTICOMPONENT ANALYTES

EPA SAMPLE NO.

E3P53

Lab Name: MITKEM LABORATORIES Contract: EP-W-05-030  
 Lab Code: MITKEM Case No.: 38947 Mod. Ref No.: SDG No.: E3P41  
 Lab Sample ID: H1785-13A Date(s) Analyzed: 09/17/2009 09/17/2009  
 Instrument ID (1): E3 Instrument ID (2): E3  
 GC Column(1): CLPPest ID: 0.53 (mm) GC Column(2): CLPPestII ID: 0.53 (MM)

ANALYTE	PEAK	RT	RT WINDOW		CONCENTRATION		%D
			FROM	TO	PEAK	MEAN	
Aroclor-1254	1	5.867	5.796	5.936	132.3918	154.362278	
	2	6.167	6.098	6.238	198.2407		
COLUMN 1	3	6.695	6.620	6.760	132.4544		
	4						
	5						
COLUMN 2	1	6.223	6.132	6.272	263.0054	174.649725	13.1
	2	6.756	6.686	6.826	117.0508		
	3	7.036	6.965	7.105	143.8930		
	4						
	5						

At least 3 peaks for each column are required for identification of multicomponent analytes

PRELIMINARY



10C - FORM X ARO  
 IDENTIFICATION SUMMARY  
 FOR MULTICOMPONENT ANALYTES

EPA SAMPLE NO.

E3P53MS

Lab Name: MITKEM LABORATORIES Contract: EP-W-05-030  
 Lab Code: MITKEM Case No.: 38947 Mod. Ref No.: SDG No.: E3P41  
 Lab Sample ID: H1785-13AMS Date(s) Analyzed: 09/17/2009 09/17/2009  
 Instrument ID (1): E3 Instrument ID (2): E3  
 GC Column(1): CLPPest ID: 0.53 (mm) GC Column(2): CLPPestII ID: 0.53 (MM)

ANALYTE	PEAK	RT	RT WINDOW		CONCENTRATION		%D
			FROM	TO	PEAK	MEAN	
Aroclor-1016	1	4.185	4.111	4.251	146.0879	169.630433	
	2	4.397	4.323	4.463	185.4909		
	3	4.942	4.869	5.009	177.3125		
	4						
	5						
COLUMN 1	1	4.939	4.867	5.007	177.9660	182.388512	7.5
	2	5.176	5.104	5.244	165.1010		
	3	5.260	5.187	5.327	204.0985		
	4						
	5						
COLUMN 2	1	5.869	5.796	5.936	109.7548	175.641286	
	2	6.168	6.098	6.238	164.9267		
	3	6.695	6.620	6.760	252.2423		
	4						
	5						
Aroclor-1254	1	6.223	6.132	6.272	247.6911	156.009050	12.6
	2	6.757	6.686	6.826	98.8436		
	3	7.032	6.965	7.105	121.4925		
	4						
	5						
COLUMN 2	1	6.370	6.291	6.431	204.8251	182.289296	
	2	7.513	7.430	7.570	173.3774		
	3	7.877	7.795	7.936	168.6653		
	4						
	5						
Aroclor-1260	1	7.723	7.645	7.785	229.3147	201.474435	10.5
	2	8.581	8.504	8.644	209.3962		
	3	9.095	9.016	9.156	165.7124		
	4						
	5						

At least 3 peaks for each column are required for identification of multicomponent analytes

PRELIMINARY

10C - FORM X ARO  
IDENTIFICATION SUMMARY  
FOR MULTICOMPONENT ANALYTES

EPA SAMPLE NO.

E3P53MSD

Lab Name: MITKEM LABORATORIES Contract: EP-W-05-030  
Lab Code: MITKEM Case No.: 38947 Mod. Ref No.: SDG No.: E3P41  
Lab Sample ID: H1785-13AMSD Date(s) Analyzed: 09/17/2009 09/17/2009  
Instrument ID (1): E3 Instrument ID (2): E3  
GC Column(1): CLPPest ID: 0.53 (mm) GC Column(2): CLPPestII ID: 0.53 (MM)

ANALYTE	PEAK	RT	RT WINDOW		CONCENTRATION		%D
			FROM	TO	PEAK	MEAN	
Aroclor-1016	1	4.186	4.111	4.251	145.7930	171.189720	
	2	4.398	4.323	4.463	184.6277		
COLUMN 1	3	4.942	4.869	5.009	183.1484		
	4						
	5						
COLUMN 2	1	4.939	4.867	5.007	174.9367		
	2	5.176	5.104	5.244	155.2302		
	3	5.260	5.187	5.327	190.8431		
	4						
	5						
Aroclor-1254	1	5.869	5.796	5.936	113.8988	177.213778	
	2	6.168	6.098	6.238	163.7758		
COLUMN 1	3	6.694	6.620	6.760	253.9667		
	4						
	5						
COLUMN 2	1	6.223	6.132	6.272	227.8883		
	2	6.758	6.686	6.826	92.8931		
	3	7.032	6.965	7.105	113.0649		
	4						
	5						
Aroclor-1260	1	6.370	6.291	6.431	205.4194	182.555045	
	2	7.512	7.430	7.570	173.0182		
COLUMN 1	3	7.876	7.795	7.936	169.2275		
	4						
	5						
COLUMN 2	1	7.723	7.645	7.785	217.0060		
	2	8.582	8.504	8.644	178.5301		
	3	9.095	9.016	9.156	160.1691		
	4						
	5						
					185.235072	1.5	

At least 3 peaks for each column are required for identification of multicomponent analytes

PRELIMINARY

10C - FORM X ARO  
 IDENTIFICATION SUMMARY  
 FOR MULTICOMPONENT ANALYTES

EPA SAMPLE NO.

E3P54

Lab Name: MITKEM LABORATORIES Contract: EP-W-05-030  
 Lab Code: MITKEM Case No.: 38947 Mod. Ref No.: SDG No.: E3P41  
 Lab Sample ID: H1785-14A Date(s) Analyzed: 09/17/2009 09/17/2009  
 Instrument ID (1): E3 Instrument ID (2): E3  
 GC Column(1): CLPPest ID: 0.53 (mm) GC Column(2): CLPPestII ID: 0.53 (MM)

ANALYTE	PEAK	RT	RT WINDOW		CONCENTRATION		%D		
			FROM	TO	PEAK	MEAN			
Aroclor-1254	1	5.868	5.796	5.936	179.0710	208.581643			
	2	6.168	6.098	6.238	278.2219				
COLUMN 1	3	6.695	6.620	6.760	168.4521				
	4								
	5								
COLUMN 2	1	6.227	6.132	6.272	375.7752			230.620548	10.6
	2	6.757	6.686	6.826	145.1306				
	3	7.036	6.965	7.105	170.9558				
	4								
	5								

At least 3 peaks for each column are required for identification of multicomponent analytes

**PRELIMINARY**

10C - FORM X ARO  
IDENTIFICATION SUMMARY  
FOR MULTICOMPONENT ANALYTES

EPA SAMPLE NO.

E3P56

Lab Name: MITKEM LABORATORIES Contract: EP-W-05-030  
 Lab Code: MITKEM Case No.: 38947 Mod. Ref No.: SDG No.: E3P41  
 Lab Sample ID: H1785-16A Date(s) Analyzed: 09/17/2009 09/17/2009  
 Instrument ID (1): E3 Instrument ID (2): E3  
 GC Column(1): CLPPest ID: 0.53 (mm) GC Column(2): CLPPestII ID: 0.53 (MM)

ANALYTE	PEAK	RT	RT WINDOW		CONCENTRATION		%D
			FROM	TO	PEAK	MEAN	
Aroclor-1248	1	4.679	4.609	4.749	44.6850	43.879047	
	2	5.274	5.205	5.345	39.7900		
COLUMN 1	3	5.468	5.396	5.536	47.1622		
	4						
	5						
COLUMN 2	1	5.673	5.605	5.745	30.1283	31.192183	40.7
	2	5.999	5.932	6.072	37.9020		
	3	6.267	6.199	6.339	25.5463		
	4						
	5						

At least 3 peaks for each column are required for identification of multicomponent analytes

**PRELIMINARY**



Contract Laboratory Program

Sample Delivery Group (SDG)
Cover Sheet

SDG Number E3P41

Laboratory Name Mitkem Laboratories Lab Code MITKEM
Contract No. EP-W-05-030 Case No. 38947
Analysis Price \$ 437 SDG Turnaround 21 days with PR

EPA Sample Numbers in SDG (Listed in Numerical Order)

Table with 4 columns and 8 rows listing EPA sample numbers from 01) E3P41 to 22) E3P60. The last cell (22) E3P60 is crossed out with a diagonal line.

First Sample in SDG

E3P41

Last Sample in SDG

E3P60

First Sample Receipt Date

09/16/2009

Last Sample Receipt Date

09/16/2009

Note: There are a maximum of 20 field samples [excluding Performance Evaluation (PE) samples in an SDG. Attach the TR/COC Records to this form in alphanumeric order (the order listed above on this form).

Signature

Agustin Huntley

Date 09/16/2009

Modified Analysis 1760.0



**USEPA Contract Laboratory Program  
Organic Traffic Report & Chain of Custody Record**

Case No: 38947  
DAS No: 09CK16  
SDG No: E3P41

For Lab Use Only  
Lab Contract No: EP-W-DS-080  
Unit Price: \$ 437  
Transfer To: -  
Lab Contract No: -  
Unit Price: -

Date Shipped: 9/15/2009  
Carrier Name: FedEx  
Airbill: 8638 3300 6476  
Shipped to: Spectrum Analytical  
175 Metro Center Blvd.  
Wanwick RI 02886  
(401) 732-3400

Chain of Custody Record

Relinquished By	(Date / Time)	Sampler Signature	Received By	(Date / Time)
<i>[Signature]</i>	9/15/2009 15:40	<i>[Signature]</i>	<i>Manuel Sanchez</i>	9/16/09 8:58
2				
3				
4				

ORGANIC SAMPLE No.	MATRIX/ SAMPLER	CONC/ TYPE	ANALYSIS/ TURNAROUND	TAG No./ PRESERVATIVE/ Bottles	STATION LOCATION	SAMPLE COLLECT DATE/TIME	FOR LAB USE ONLY SAMPLE No.	INORGANIC SAMPLE No.	Sample Condition On Receipt
01 E3P41	Soil/Sediment/ Greene, Raddeman Hodach, Unger, Shekoski	L/G	PAHs (21), PCBs (sed) (21)	5C-125236 (Ice Only), 5C-125237 (Ice Only) (2)	KK-SD072-B	S: 9/14/2009	16:15		OK
02 E3P42	Soil/Sediment/ Greene, Raddeman Hodach, Unger, Shekoski	L/G	PAHs (21), PCBs (sed) (21)	5C-125238 (Ice Only), 5C-125239 (Ice Only) (2)	KK-SD072-C1	S: 9/14/2009	16:30		
03 E3P43	Soil/Sediment/ Greene, Raddeman Hodach, Unger, Shekoski	L/G	PAHs (21), PCBs (sed) (21)	5C-125240 (Ice Only), 5C-125241 (Ice Only) (2)	KK-SD072-N	S: 9/14/2009	16:25		
04 E3P44	Soil/Sediment/ Greene, Raddeman Hodach, Unger, Shekoski	L/G	PAHs (21), PCBs (sed) (21)	5C-125242 (Ice Only), 5C-125243 (Ice Only) (2)	KK-SD077-B	S: 9/14/2009	14:00		OK
05 E3P45	Soil/Sediment/ Greene, Raddeman Hodach, Unger, Shekoski	L/G	PAHs (21), PCBs (sed) (21)	5C-125244 (Ice Only), 5C-125257 (Ice Only) (2)	KK-SD077-C1	S: 9/14/2009	14:02		
06 E3P46	Soil/Sediment/ Greene, Raddeman Hodach, Unger, Shekoski	L/G	PAHs (21), PCBs (sed) (21)	5C-125258 (Ice Only), 5C-125259 (Ice Only) (2)	KK-SD077-C2	S: 9/14/2009	14:03		

Shipments for Case Complete: 7N

Sample(s) to be used for laboratory QC: E3P53

Concentration: L = Low, M = Low/Medium, H = High  
Type/Designate: Composite = C, Grab = G

Additional Sampler Signature(s):

Chain of Custody Seal Number: 105107-105112

Cooler Temperature Upon Receipt: 8°C

Custody Seal Intact?  Shipment Iced?



**USEPA Contract Laboratory Program  
Organic Traffic Report & Chain of Custody Record**

<b>Case No:</b> 38947	<b>FOR Lab Use Only</b>
<b>DAS No:</b> 09CK16	
<b>SDG No:</b> E3P41	
<b>Lab Contract No:</b> EP-W-05-030	
<b>Unit Price:</b> \$ 437	
<b>Transfer To:</b> -	
<b>Lab Contract No:</b> -	
<b>Unit Price:</b> -	

Chain of Custody Record		Sampler Signature	Received By	(Date / Time)
1	<i>[Signature]</i>	<i>[Signature]</i>	<i>[Signature]</i>	9/15/2009 15:40
2	<i>[Signature]</i>	<i>[Signature]</i>	<i>[Signature]</i>	9/15/2009 15:40
3	<i>[Signature]</i>	<i>[Signature]</i>	<i>[Signature]</i>	9/15/2009 15:40
4	<i>[Signature]</i>	<i>[Signature]</i>	<i>[Signature]</i>	9/15/2009 15:40

ORGANIC SAMPLE No.	MATRIX/ SAMPLER	CONC/ TYPE	ANALYSIS/ TURNAROUND	TAG No./ PRESERVATIVE/ Bottles	STATION LOCATION	SAMPLE COLLECT DATE/TIME	FOR LAB USE ONLY Sample Condition On Receipt
07 E3P47	Soil/Sediment/ Greene, Raddeman Hodach, Unger, Shekoski	L/G	PAHs (21), PCBs (sed) (21)	5C-125260 (Ice Only), 5C-125261 (Ice Only) (2)	KK-SD077-C3	S: 9/14/2009 14:04	OK
08 E3P48	Soil/Sediment/ Greene, Raddeman Hodach, Unger, Shekoski	L/G	PAHs (21), PCBs (sed) (21)	5C-125262 (Ice Only), 5C-125263 (Ice Only) (2)	KK-SD077-N	S: 9/14/2009 14:05	
09 E3P49	Soil/Sediment/ Greene, Raddeman Hodach, Unger, Shekoski	L/G	PAHs (21), PCBs (sed) (21)	5C-125267 (Ice Only), 5C-125268 (Ice Only) (2)	KK-SD053-A	S: 9/15/2009 12:05	
10 E3P50	Soil/Sediment/ Greene, Raddeman Hodach, Unger, Shekoski	L/G	PAHs (21), PCBs (sed) (21)	5C-125269 (Ice Only), 5C-125270 (Ice Only) (2)	KK-SD053-B	S: 9/15/2009 12:07	
11 E3P51	Soil/Sediment/ Greene, Raddeman Hodach, Unger, Shekoski	L/G	PAHs (21), PCBs (sed) (21)	5C-125271 (Ice Only), 5C-125272 (Ice Only) (2)	KK-SD053-C1	S: 9/15/2009 12:09	
12 E3P52	Soil/Sediment/ Greene, Raddeman Hodach, Unger, Shekoski	L/G	PAHs (21), PCBs (sed) (21)	5C-125273 (Ice Only), 5C-125274 (Ice Only) (2)	KK-SD053-C2	S: 9/15/2009 12:11	

<b>Shipment for Case Complete?</b> 7N	<b>Sample(s) to be used for laboratory QC:</b> E3P53	<b>Additional Sampler Signature(s):</b>	<b>Cooler Temperature Upon Receipt:</b> 8°C	<b>Chain of Custody Seal Number:</b> 105167-105112
<b>Analysis Key:</b> PAHs = PAHs, PCBs (sed) = PCBs (sed)	<b>Concentration:</b> L = Low, M = Low/Medium, H = High	<b>Type/Designate:</b> Composite = C, Grab = G	<b>Custody Seal Intact?</b> <input checked="" type="checkbox"/>	<b>Shipment Iced?</b> <input checked="" type="checkbox"/>



# USEPA Contract Laboratory Program Organic Traffic Report & Chain of Custody Record

Case No: 38947  
DAS No: 09CK16  
SDG No: E3P4)

**L**

Date Shipped: 9/15/2009		Sampler Signature:	
Carrier Name: FedEx		Received By:	
Airbill: 8638 3300 6476		(Date / Time)	
Shipped to: Spectrum Analytical 175 Metro Center Blvd. Warwick RI 02886 (401) 732-3400		9/15/2009 15:40	
2		9/16/09 8:58	
3			
4			

### Chain of Custody Record

Relinquished By	(Date / Time)	Sampler Signature	(Date / Time)
	9/15/2009 15:40		9/16/09 8:58
2			
3			
4			

ORGANIC SAMPLE No.	MATRIX/ SAMPLER	CONC/ TYPE	ANALYSIS/ TURNAROUND	TAG No./ PRESERVATIVE/ Bottles	STATION LOCATION	SAMPLE DATE/TIME	FOR LAB USE ONLY SAMPLE No. Sample Condition On Receipt
13	Soil/Sediment/ Greene, Raddeman Hodach, Unger, Shekoski	L/G	PAHs (21), PCBs (sed) (21)	5C-125275 (Ice Only), 5C-125276 (Ice Only) (2)	KK-SD053-C3	S: 9/15/2009 12:13	OK
14	Soil/Sediment/ Greene, Raddeman Hodach, Unger, Shekoski	L/G	PAHs (21), PCBs (sed) (21)	5C-125277 (Ice Only), 5C-125278 (Ice Only) (2)	KK-SD053-C3-FR	S: 9/15/2009 12:15	
15	Soil/Sediment/ Greene, Raddeman Hodach, Unger, Shekoski	L/G	PAHs (21), PCBs (sed) (21)	5C-125279 (Ice Only), 5C-125280 (Ice Only) (2)	KK-SD053-N	S: 9/15/2009 12:17	
16	Soil/Sediment/ Greene, Raddeman Hodach, Unger, Shekoski	L/G	PAHs (21), PCBs (sed) (21)	5C-125281 (Ice Only), 5C-125282 (Ice Only) (2)	KK-SD073-B	S: 9/15/2009 9:25	
17	Soil/Sediment/ Greene, Raddeman Hodach, Unger, Shekoski	L/G	PAHs (21), PCBs (sed) (21)	5C-125283 (Ice Only), 5C-125284 (Ice Only) (2)	KK-SD073-C1	S: 9/15/2009 9:27	
18	Soil/Sediment/ Greene, Raddeman Hodach, Unger, Shekoski	L/G	PAHs (21), PCBs (sed) (21)	5C-125285 (Ice Only), 5C-125286 (Ice Only) (2)	KK-SD073-C1-FR	S: 9/15/2009 9:28	OK

Shipment for Case Complete? <input checked="" type="checkbox"/>	Sample(s) to be used for laboratory QC: E3P53	Additional Sampler Signature(s):	Cooler Temperature Upon Receipt: 8°C	Chain of Custody Seal Number: 105/07-105/12
Analysis Key: PAHs = PAHs, PCBs (sed) = PCBs (sed)	Concentration: L = Low, M = Low/Medium, H = High	Type/Designate: Composite = C, Grab = G	Custody Seal Intact? <input checked="" type="checkbox"/>	Shipment Iced? <input checked="" type="checkbox"/>





# USEPA Contract Laboratory Program Organic Traffic Report & Chain of Custody Record

Case No: 38947  
DAS No: 09CK16  
SDG No: E3P41

L

Date Shipped: 9/15/2009		Sampler Signature: <i>[Signature]</i>	
Carrier Name: FedEx		Received By: <i>[Signature]</i>	
Airbill: 8638 3300 6476		(Date / Time)	
Shipped to: Spectrum Analytical 175 Metro Center Blvd. Warwick RI 02886 (401) 732-3400		9/15/2009 15:40	
2		9/15/2009 8:58	
3			
4			

## Chain of Custody Record

For Lab Use Only  
Lab Contract No: EP-W-05-03D  
Unit Price: \$437  
Transfer To: -  
Lab Contract No: -  
Unit Price: -

ORGANIC SAMPLE No.	MATRIX/ SAMPLER	CONC/ TYPE	ANALYSIS/ TURNAROUND	TAG No./ PRESERVATIVE/ Bottles	STATION LOCATION	SAMPLE COLLECT DATE/TIME	FOR LAB USE ONLY SAMPLE No.	FOR LAB USE ONLY Sample Condition On Receipt
19 E3P59	Soil/Sediment/ Greene, Raddeman Hodach, Unger, Shekoski	L/G	PAHs (21), PCBs (sed) (21)	5C-125287 (Ice Only), 5C-125288 (Ice Only) (2)	KK-SD073-N	S: 9/15/2009	9:30	OK
20 E3P60	Soil/Sediment/ Greene, Raddeman Hodach, Unger, Shekoski	L/G	PAHs (21), PCBs (sed) (21)	5C-125289 (Ice Only), 5C-125290 (Ice Only) (2)	KK-SD074-N	S: 9/15/2009	10:05	OK
E3P61	Soil/Sediment/ Greene, Raddeman Hodach, Unger, Shekoski	L/G	PAHs (21), PCBs (sed) (21)	5C-125291 (Ice Only), 5C-125292 (Ice Only) (2)	KK-SD075-B	S: 9/15/2009	10:40	
E3P62	Soil/Sediment/ Greene, Raddeman Hodach, Unger, Shekoski	L/G	PAHs (21), PCBs (sed) (21)	5C-125293 (Ice Only), 5C-125294 (Ice Only) (2)	KK-SD075-C1	S: 9/15/2009	10:42	
E3P63	Soil/Sediment/ Greene, Raddeman Hodach, Unger, Shekoski	L/G	PAHs (21), PCBs (sed) (21)	5C-125295 (Ice Only), 5C-125296 (Ice Only) (2)	KK-SD075-C2	S: 9/15/2009	10:44	
E3P64	Soil/Sediment/ Greene, Raddeman Hodach, Unger, Shekoski	L/G	PAHs (21), PCBs (sed) (21)	5C-125297 (Ice Only), 5C-125298 (Ice Only) (2)	KK-SD075-N	S: 9/15/2009	10:46	

SDG - Final Sample

Shipment for Case Complete? N	Sample(s) to be used for laboratory QC: E3P53	Additional Sampler Signature(s):	Cooler Temperature Upon Receipt: 8°C	Chain of Custody Seal Number: 105107-105112
Analysis Key: PAHs = PAHs, PCBs (sed) = PCBs (sed)	Concentration: L = Low, M = Low/Medium, H = High	Type/Designate: Composite = C, Grab = G	Custody Seal Intact? <input checked="" type="checkbox"/>	Shipment Iced? <input checked="" type="checkbox"/>

TR Number: 5-264768350-091509-0002

PR provides preliminary results. Requests for preliminary results will increase analytical costs.  
Send Copy to: Sample Management Office, Attn: Heather Bauer, CSC, 15000 Conference Center Dr., Chantilly, VA 20151-3819; Phone 703/818-4200; Fax 703/818-4602

LABORATORY COPY

1D - FORM I SV-1  
SEMIVOLATILE ORGANICS ANALYSIS DATA SHEET

EPA SAMPLE NO.

E3P41

Lab Name: MITKEM LABORATORIES Contract: EP-W-05-030  
 Lab Code: MITKEM Case No.: 38947 Mod. Ref No.: 1760.0 SDG No.: E3P41  
 Matrix: (SOIL/SED/WATER) SOIL Lab Sample ID: H1785-01A  
 Sample wt/vol: 30.3 (g/mL) G Lab File ID: S4D6142.D  
 Level: (LOW/MED) LOW Extraction: (Type) SONC  
 % Moisture: 26 Decanted: (Y/N) N Date Received: 09/16/2009  
 Concentrated Extract Volume: 500 (uL) Date Extracted: 09/16/2009  
 Injection Volume: 2.0 (uL) GPC Factor: 2.00 Date Analyzed: 09/19/2009  
 GPC Cleanup: (Y/N) Y pH: 7.3 Dilution Factor: 1.0

CAS NO.	COMPOUND	CONCENTRATION UNITS:		Q
		(ug/L or ug/Kg)	UG/KG	
91-20-3	Naphthalene		55	J
91-57-6	2-Methylnaphthalene		230	U
208-96-8	Acenaphthylene		83	J
83-32-9	Acenaphthene		87	J

PRELIMINARY

1E - FORM I SV-2  
SEMIVOLATILE ORGANICS ANALYSIS DATA SHEET

EPA SAMPLE NO.

E3P41

Lab Name: MITKEM LABORATORIES Contract: EP-W-05-030  
 Lab Code: MITKEM Case No.: 38947 Mod. Ref No.: 1760.0 SDG No.: E3P41  
 Matrix: (SOIL/SED/WATER) SOIL Lab Sample ID: H1785-01A  
 Sample wt/vol: 30.3 (g/mL) G Lab File ID: S4D6142.D  
 Level: (LOW/MED) LOW Extraction: (Type) SONC  
 % Moisture: 26 Decanted: (Y/N) N Date Received: 09/16/2009  
 Concentrated Extract Volume: 500 (uL) Date Extracted: 09/16/2009  
 Injection Volume: 2.0 (uL) GPC Factor: 2.00 Date Analyzed: 09/19/2009  
 GPC Cleanup: (Y/N) Y pH: 7.3 Dilution Factor: 1.0

CAS NO.	COMPOUND	CONCENTRATION UNITS:		Q
		(ug/L or ug/Kg)	UG/KG	
86-73-7	Fluorene		75	J
85-01-8	Phenanthrene		860	
120-12-7	Anthracene		210	J
206-44-0	Fluoranthene		1600	
129-00-0	Pyrene		1400	
56-55-3	Benzo(a)anthracene		730	
218-01-9	Chrysene		810	
205-99-2	Benzo(b)fluoranthene		860	
207-08-9	Benzo(k)fluoranthene		430	
50-32-8	Benzo(a)pyrene		630	
193-39-5	Indeno(1,2,3-cd)pyrene		310	
53-70-3	Dibenzo(a,h)anthracene		110	J
191-24-2	Benzo(g,h,i)perylene		360	

(1) Cannot be separated from Diphenylamine

**PRELIMINARY**

SOM01.2 (6/2007)

1D - FORM I SV-1  
SEMIVOLATILE ORGANICS ANALYSIS DATA SHEET

EPA SAMPLE NO.

E3P42

Lab Name: MITKEM LABORATORIES Contract: EP-W-05-030  
 Lab Code: MITKEM Case No.: 38947 Mod. Ref No.: 1760.0 SDG No.: E3P41  
 Matrix: (SOIL/SED/WATER) SOIL Lab Sample ID: H1785-02A  
 Sample wt/vol: 30.0 (g/mL) G Lab File ID: S4D6143.D  
 Level: (LOW/MED) LOW Extraction: (Type) SONC  
 % Moisture: 22 Decanted: (Y/N) N Date Received: 09/16/2009  
 Concentrated Extract Volume: 500 (uL) Date Extracted: 09/16/2009  
 Injection Volume: 2.0 (uL) GPC Factor: 2.00 Date Analyzed: 09/19/2009  
 GPC Cleanup: (Y/N) Y pH: 7.5 Dilution Factor: 1.0

CAS NO.	COMPOUND	CONCENTRATION UNITS:		Q
		(ug/L or ug/Kg)	UG/KG	
91-20-3	Naphthalene		68	J
91-57-6	2-Methylnaphthalene		220	U
208-96-8	Acenaphthylene		220	U
83-32-9	Acenaphthene		45	J

**PRELIMINARY**

SOM01.2 (6/2007)

1E - FORM I SV-2  
SEMIVOLATILE ORGANICS ANALYSIS DATA SHEET

EPA SAMPLE NO.

E3P42

Lab Name: MITKEM LABORATORIES Contract: EP-W-05-030  
 Lab Code: MITKEM Case No.: 38947 Mod. Ref No.: 1760.0 SDG No.: E3P41  
 Matrix: (SOIL/SED/WATER) SOIL Lab Sample ID: H1785-02A  
 Sample wt/vol: 30.0 (g/mL) G Lab File ID: S4D6143.D  
 Level: (LOW/MED) LOW Extraction: (Type) SONC  
 % Moisture: 22 Decanted: (Y/N) N Date Received: 09/16/2009  
 Concentrated Extract Volume: 500 (uL) Date Extracted: 09/16/2009  
 Injection Volume: 2.0 (uL) GPC Factor: 2.00 Date Analyzed: 09/19/2009  
 GPC Cleanup: (Y/N) Y pH: 7.5 Dilution Factor: 1.0

CAS NO.	COMPOUND	CONCENTRATION UNITS:	
		(ug/L or ug/Kg)	UG/KG
86-73-7	Fluorene	220	U
85-01-8	Phenanthrene	340	
120-12-7	Anthracene	78	J
206-44-0	Fluoranthene	590	
129-00-0	Pyrene	510	
56-55-3	Benzo(a)anthracene	280	
218-01-9	Chrysene	280	
205-99-2	Benzo(b)fluoranthene	300	
207-08-9	Benzo(k)fluoranthene	130	J
50-32-8	Benzo(a)pyrene	210	J
193-39-5	Indeno(1,2,3-cd)pyrene	110	J
53-70-3	Dibenzo(a,h)anthracene	220	U
191-24-2	Benzo(g,h,i)perylene	78	J

(1) Cannot be separated from Diphenylamine

**PRELIMINARY**  
SOM01.2 (6/2007)

1D - FORM I SV-1  
SEMIVOLATILE ORGANICS ANALYSIS DATA SHEET

EPA SAMPLE NO.

E3P43

Lab Name: MITKEM LABORATORIES Contract: EP-W-05-030  
 Lab Code: MITKEM Case No.: 38947 Mod. Ref No.: 1760.0 SDG No.: E3P41  
 Matrix: (SOIL/SED/WATER) SOIL Lab Sample ID: H1785-03A  
 Sample wt/vol: 30.2 (g/mL) G Lab File ID: S4D6144.D  
 Level: (LOW/MED) LOW Extraction: (Type) SONC  
 % Moisture: 26 Decanted: (Y/N) N Date Received: 09/16/2009  
 Concentrated Extract Volume: 500 (uL) Date Extracted: 09/16/2009  
 Injection Volume: 2.0 (uL) GPC Factor: 2.00 Date Analyzed: 09/19/2009  
 GPC Cleanup: (Y/N) Y pH: 7.7 Dilution Factor: 1.0

CAS NO.	COMPOUND	CONCENTRATION UNITS:		Q
		(ug/L or ug/Kg)	UG/KG	
91-20-3	Naphthalene		230	U
91-57-6	2-Methylnaphthalene		230	U
208-96-8	Acenaphthylene		230	U
83-32-9	Acenaphthene		230	U

**PRELIMINARY**  
SOM01.2 (6/2007)

1E - FORM I SV-2  
SEMIVOLATILE ORGANICS ANALYSIS DATA SHEET

EPA SAMPLE NO.

E3P43

Lab Name: MITKEM LABORATORIES Contract: EP-W-05-030  
 Lab Code: MITKEM Case No.: 38947 Mod. Ref No.: 1760.0 SDG No.: E3P41  
 Matrix: (SOIL/SED/WATER) SOIL Lab Sample ID: H1785-03A  
 Sample wt/vol: 30.2 (g/mL) G Lab File ID: S4D6144.D  
 Level: (LOW/MED) LOW Extraction: (Type) SONC  
 % Moisture: 26 Decanted: (Y/N) N Date Received: 09/16/2009  
 Concentrated Extract Volume: 500 (uL) Date Extracted: 09/16/2009  
 Injection Volume: 2.0 (uL) GPC Factor: 2.00 Date Analyzed: 09/19/2009  
 GPC Cleanup: (Y/N) Y pH: 7.7 Dilution Factor: 1.0

CAS NO.	COMPOUND	CONCENTRATION UNITS:		Q
		(ug/L or ug/Kg)	UG/KG	
86-73-7	Fluorene		230	U
85-01-8	Phenanthrene		230	U
120-12-7	Anthracene		230	U
206-44-0	Fluoranthene		230	U
129-00-0	Pyrene		230	U
56-55-3	Benzo(a)anthracene		230	U
218-01-9	Chrysene		230	U
205-99-2	Benzo(b)fluoranthene		230	U
207-08-9	Benzo(k)fluoranthene		230	U
50-32-8	Benzo(a)pyrene		230	U
193-39-5	Indeno(1,2,3-cd)pyrene		230	U
53-70-3	Dibenzo(a,h)anthracene		230	U
191-24-2	Benzo(g,h,i)perylene		230	U

(1) Cannot be separated from Diphenylamine

PRELIMINARY

SOM01.2 (6/2007)

1D - FORM I SV-1  
SEMIVOLATILE ORGANICS ANALYSIS DATA SHEET

EPA SAMPLE NO.

E3P44

Lab Name: MITKEM LABORATORIES Contract: EP-W-05-030  
 Lab Code: MITKEM Case No.: 38947 Mod. Ref No.: 1760.0 SDG No.: E3P41  
 Matrix: (SOIL/SED/WATER) SOIL Lab Sample ID: H1785-04A  
 Sample wt/vol: 30.1 (g/mL) G Lab File ID: S4D6096.D  
 Level: (LOW/MED) LOW Extraction: (Type) SONC  
 % Moisture: 42 Decanted: (Y/N) N Date Received: 09/16/2009  
 Concentrated Extract Volume: 500 (uL) Date Extracted: 09/16/2009  
 Injection Volume: 2.0 (uL) GPC Factor: 2.00 Date Analyzed: 09/17/2009  
 GPC Cleanup: (Y/N) Y pH: 7.5 Dilution Factor: 1.0

CAS NO.	COMPOUND	CONCENTRATION UNITS:		Q
		(ug/L or ug/Kg)	UG/KG	
91-20-3	Naphthalene		580	
91-57-6	2-Methylnaphthalene		330	
208-96-8	Acenaphthylene		230	J
83-32-9	Acenaphthene		600	

PRELIMINARY



1E - FORM I SV-2  
SEMIVOLATILE ORGANICS ANALYSIS DATA SHEET

EPA SAMPLE NO.

E3P44

Lab Name: MITKEM LABORATORIES Contract: EP-W-05-030  
 Lab Code: MITKEM Case No.: 38947 Mod. Ref No.: 1760.0 SDG No.: E3P41  
 Matrix: (SOIL/SED/WATER) SOIL Lab Sample ID: H1785-04A  
 Sample wt/vol: 30.1 (g/mL) G Lab File ID: S4D6096.D  
 Level: (LOW/MED) LOW Extraction: (Type) SONC  
 % Moisture: 42 Decanted: (Y/N) N Date Received: 09/16/2009  
 Concentrated Extract Volume: 500 (uL) Date Extracted: 09/16/2009  
 Injection Volume: 2.0 (uL) GPC Factor: 2.00 Date Analyzed: 09/17/2009  
 GPC Cleanup: (Y/N) Y pH: 7.5 Dilution Factor: 1.0

CAS NO.	COMPOUND	CONCENTRATION UNITS:		Q
		(ug/L or ug/Kg)	UG/KG	
86-73-7	Fluorene		670	
85-01-8	Phenanthrene		3900	
120-12-7	Anthracene		980	
206-44-0	Fluoranthene		5200	E
129-00-0	Pyrene		4400	
56-55-3	Benzo (a) anthracene		3000	
218-01-9	Chrysene		3100	
205-99-2	Benzo (b) fluoranthene		3200	
207-08-9	Benzo (k) fluoranthene		1800	
50-32-8	Benzo (a) pyrene		2400	
193-39-5	Indeno (1, 2, 3-cd) pyrene		1200	
53-70-3	Dibenzo (a, h) anthracene		450	
191-24-2	Benzo (g, h, i) perylene		1400	

(1) Cannot be separated from Diphenylamine

PRELIMINARY

1D - FORM I SV-1  
SEMIVOLATILE ORGANICS ANALYSIS DATA SHEET

EPA SAMPLE NO.

E3P44DL

Lab Name: MITKEM LABORATORIES Contract: EP-W-05-030  
 Lab Code: MITKEM Case No.: 38947 Mod. Ref No.: 1760.0 SDG No.: E3P41  
 Matrix: (SOIL/SED/WATER) SOIL Lab Sample ID: H1785-04ADL  
 Sample wt/vol: 30.1 (g/mL) G Lab File ID: S4D6109.D  
 Level: (LOW/MED) LOW Extraction: (Type) SONC  
 % Moisture: 42 Decanted: (Y/N) N Date Received: 09/16/2009  
 Concentrated Extract Volume: 500 (uL) Date Extracted: 09/16/2009  
 Injection Volume: 2.0 (uL) GPC Factor: 2.00 Date Analyzed: 09/18/2009  
 GPC Cleanup: (Y/N) Y pH: 7.5 Dilution Factor: 2.0

CAS NO.	COMPOUND	CONCENTRATION UNITS: (ug/L or ug/Kg)	UG/KG	Q
91-20-3	Naphthalene		650	D
91-57-6	2-Methylnaphthalene		380	DJ
208-96-8	Acenaphthylene		300	DJ
83-32-9	Acenaphthene		680	D

PRELIMINARY

1E - FORM I SV-2  
SEMIVOLATILE ORGANICS ANALYSIS DATA SHEET

EPA SAMPLE NO.

E3P44DL

Lab Name: MITKEM LABORATORIES Contract: EP-W-05-030  
 Lab Code: MITKEM Case No.: 38947 Mod. Ref No.: 1760.0 SDG No.: E3P41  
 Matrix: (SOIL/SED/WATER) SOIL Lab Sample ID: H1785-04ADL  
 Sample wt/vol: 30.1 (g/mL) G Lab File ID: S4D6109.D  
 Level: (LOW/MED) LOW Extraction: (Type) SONC  
 % Moisture: 42 Decanted: (Y/N) N Date Received: 09/16/2009  
 Concentrated Extract Volume: 500 (uL) Date Extracted: 09/16/2009  
 Injection Volume: 2.0 (uL) GPC Factor: 2.00 Date Analyzed: 09/18/2009  
 GPC Cleanup: (Y/N) Y pH: 7.5 Dilution Factor: 2.0

CAS NO.	COMPOUND	CONCENTRATION UNITS:		Q
		(ug/L or ug/Kg)	UG/KG	
86-73-7	Fluorene		760	D
85-01-8	Phenanthrene		5000	D
120-12-7	Anthracene		1200	D
206-44-0	Fluoranthene		7600	D
129-00-0	Pyrene		6400	D
56-55-3	Benzo(a)anthracene		3200	D
218-01-9	Chrysene		3900	D
205-99-2	Benzo(b)fluoranthene		4500	D
207-08-9	Benzo(k)fluoranthene		1400	D
50-32-8	Benzo(a)pyrene		3000	D
193-39-5	Indeno(1,2,3-cd)pyrene		1600	D
53-70-3	Dibenzo(a,h)anthracene		550	DJ
191-24-2	Benzo(g,h,i)perylene		1800	D

(1) Cannot be separated from Diphenylamine

PRELIMINARY

1D - FORM I SV-1  
SEMIVOLATILE ORGANICS ANALYSIS DATA SHEET

EPA SAMPLE NO.

E3P45

Lab Name: MITKEM LABORATORIES Contract: EP-W-05-030  
 Lab Code: MITKEM Case No.: 38947 Mod. Ref No.: 1760.0 SDG No.: E3P41  
 Matrix: (SOIL/SED/WATER) SOIL Lab Sample ID: H1785-05A  
 Sample wt/vol: 30.2 (g/mL) G Lab File ID: S4D6097.D  
 Level: (LOW/MED) LOW Extraction: (Type) SONC  
 % Moisture: 41 Decanted: (Y/N) N Date Received: 09/16/2009  
 Concentrated Extract Volume: 500 (uL) Date Extracted: 09/16/2009  
 Injection Volume: 2.0 (uL) GPC Factor: 2.00 Date Analyzed: 09/17/2009  
 GPC Cleanup: (Y/N) Y pH: 7.5 Dilution Factor: 1.0

CAS NO.	COMPOUND	CONCENTRATION UNITS:		Q
		(ug/L or ug/Kg)	UG/KG	
91-20-3	Naphthalene		950	
91-57-6	2-Methylnaphthalene		310	
208-96-8	Acenaphthylene		240	J
83-32-9	Acenaphthene		510	

PRELIMINARY

1E - FORM I SV-2  
SEMIVOLATILE ORGANICS ANALYSIS DATA SHEET

EPA SAMPLE NO.

E3P45

Lab Name: MITKEM LABORATORIES Contract: EP-W-05-030  
 Lab Code: MITKEM Case No.: 38947 Mod. Ref No.: 1760.0 SDG No.: E3P41  
 Matrix: (SOIL/SED/WATER) SOIL Lab Sample ID: H1785-05A  
 Sample wt/vol: 30.2 (g/mL) G Lab File ID: S4D6097.D  
 Level: (LOW/MED) LOW Extraction: (Type) SONC  
 % Moisture: 41 Decanted: (Y/N) N Date Received: 09/16/2009  
 Concentrated Extract Volume: 500 (uL) Date Extracted: 09/16/2009  
 Injection Volume: 2.0 (uL) GPC Factor: 2.00 Date Analyzed: 09/17/2009  
 GPC Cleanup: (Y/N) Y pH: 7.5 Dilution Factor: 1.0

CAS NO.	COMPOUND	CONCENTRATION UNITS:		Q
		(ug/L or ug/Kg)	UG/KG	
86-73-7	Fluorene		620	
85-01-8	Phenanthrene		4000	
120-12-7	Anthracene		1000	
206-44-0	Fluoranthene		5300	E
129-00-0	Pyrene		4500	E
56-55-3	Benzo(a)anthracene		3100	
218-01-9	Chrysene		3300	
205-99-2	Benzo(b)fluoranthene		3700	
207-08-9	Benzo(k)fluoranthene		1500	
50-32-8	Benzo(a)pyrene		2600	
193-39-5	Indeno(1,2,3-cd)pyrene		1300	
53-70-3	Dibenzo(a,h)anthracene		580	
191-24-2	Benzo(g,h,i)perylene		1500	

(1) Cannot be separated from Diphenylamine

PRELIMINARY

1D - FORM I SV-1  
SEMIVOLATILE ORGANICS ANALYSIS DATA SHEET

EPA SAMPLE NO.

E3P45DL

Lab Name: MITKEM LABORATORIES Contract: EP-W-05-030  
 Lab Code: MITKEM Case No.: 38947 Mod. Ref No.: 1760.0 SDG No.: E3P41  
 Matrix: (SOIL/SED/WATER) SOIL Lab Sample ID: H1785-05ADL  
 Sample wt/vol: 30.2 (g/mL) G Lab File ID: S4D6110.D  
 Level: (LOW/MED) LOW Extraction: (Type) SONC  
 % Moisture: 41 Decanted: (Y/N) N Date Received: 09/16/2009  
 Concentrated Extract Volume: 500 (uL) Date Extracted: 09/16/2009  
 Injection Volume: 2.0 (uL) GPC Factor: 2.00 Date Analyzed: 09/18/2009  
 GPC Cleanup: (Y/N) Y pH: 7.5 Dilution Factor: 2.0

CAS NO.	COMPOUND	CONCENTRATION UNITS:	
		(ug/L or ug/Kg)	UG/KG
91-20-3	Naphthalene	1100	D
91-57-6	2-Methylnaphthalene	360	DJ
208-96-8	Acenaphthylene	320	DJ
83-32-9	Acenaphthene	580	D

**PRELIMINARY**

1E - FORM I SV-2  
SEMIVOLATILE ORGANICS ANALYSIS DATA SHEET

EPA SAMPLE NO.

E3P45DL

Lab Name: MITKEM LABORATORIES Contract: EP-W-05-030  
 Lab Code: MITKEM Case No.: 38947 Mod. Ref No.: 1760.0 SDG No.: E3P41  
 Matrix: (SOIL/SED/WATER) SOIL Lab Sample ID: H1785-05ADL  
 Sample wt/vol: 30.2 (g/mL) G Lab File ID: S4D6110.D  
 Level: (LOW/MED) LOW Extraction: (Type) SONC  
 % Moisture: 41 Decanted: (Y/N) N Date Received: 09/16/2009  
 Concentrated Extract Volume: 500 (uL) Date Extracted: 09/16/2009  
 Injection Volume: 2.0 (uL) GPC Factor: 2.00 Date Analyzed: 09/18/2009  
 GPC Cleanup: (Y/N) Y pH: 7.5 Dilution Factor: 2.0

CAS NO.	COMPOUND	CONCENTRATION UNITS:	
		(ug/L or ug/Kg)	UG/KG
86-73-7	Fluorene	720	D
85-01-8	Phenanthrene	5400	D
120-12-7	Anthracene	1400	D
206-44-0	Fluoranthene	8400	D
129-00-0	Pyrene	7100	D
56-55-3	Benzo(a)anthracene	4100	D
218-01-9	Chrysene	4300	D
205-99-2	Benzo(b)fluoranthene	4900	D
207-08-9	Benzo(k)fluoranthene	2000	D
50-32-8	Benzo(a)pyrene	3400	D
193-39-5	Indeno(1,2,3-cd)pyrene	1800	D
53-70-3	Dibenzo(a,h)anthracene	650	D
191-24-2	Benzo(g,h,i)perylene	2000	D

(1) Cannot be separated from Diphenylamine

PRELIMINARY

1D - FORM I SV-1  
SEMIVOLATILE ORGANICS ANALYSIS DATA SHEET

EPA SAMPLE NO.

E3P46

Lab Name: MITKEM LABORATORIES Contract: EP-W-05-030  
 Lab Code: MITKEM Case No.: 38947 Mod. Ref No.: 1760.0 SDG No.: E3P41  
 Matrix: (SOIL/SED/WATER) SOIL Lab Sample ID: H1785-06A  
 Sample wt/vol: 30.4 (g/mL) G Lab File ID: S4D6145.D  
 Level: (LOW/MED) LOW Extraction: (Type) SONC  
 % Moisture: 25 Decanted: (Y/N) N Date Received: 09/16/2009  
 Concentrated Extract Volume: 500 (uL) Date Extracted: 09/16/2009  
 Injection Volume: 2.0 (uL) GPC Factor: 2.00 Date Analyzed: 09/19/2009  
 GPC Cleanup: (Y/N) Y pH: 7.7 Dilution Factor: 1.0

CAS NO.	COMPOUND	CONCENTRATION UNITS:		Q
		(ug/L or ug/Kg)	UG/KG	
91-20-3	Naphthalene		220	U
91-57-6	2-Methylnaphthalene		220	U
208-96-8	Acenaphthylene		220	U
83-32-9	Acenaphthene		220	U

PRELIMINARY



1E - FORM I SV-2  
SEMIVOLATILE ORGANICS ANALYSIS DATA SHEET

EPA SAMPLE NO.

E3P46

Lab Name: MITKEM LABORATORIES Contract: EP-W-05-030  
 Lab Code: MITKEM Case No.: 38947 Mod. Ref No.: 1760.0 SDG No.: E3P41  
 Matrix: (SOIL/SED/WATER) SOIL Lab Sample ID: H1785-06A  
 Sample wt/vol: 30.4 (g/mL) G Lab File ID: S4D6145.D  
 Level: (LOW/MED) LOW Extraction: (Type) SONC  
 % Moisture: 25 Decanted: (Y/N) N Date Received: 09/16/2009  
 Concentrated Extract Volume: 500 (uL) Date Extracted: 09/16/2009  
 Injection Volume: 2.0 (uL) GPC Factor: 2.00 Date Analyzed: 09/19/2009  
 GPC Cleanup: (Y/N) Y pH: 7.7 Dilution Factor: 1.0

CAS NO.	COMPOUND	CONCENTRATION UNITS:	
		UG/KG	Q
86-73-7	Fluorene	220	U
85-01-8	Phenanthrene	120	J
120-12-7	Anthracene	220	U
206-44-0	Fluoranthene	180	J
129-00-0	Pyrene	150	J
56-55-3	Benzo (a) anthracene	79	J
218-01-9	Chrysene	88	J
205-99-2	Benzo (b) fluoranthene	97	J
207-08-9	Benzo (k) fluoranthene	220	U
50-32-8	Benzo (a) pyrene	75	J
193-39-5	Indeno (1, 2, 3-cd) pyrene	220	U
53-70-3	Dibenzo (a, h) anthracene	220	U
191-24-2	Benzo (g, h, i) perylene	220	U

(1) Cannot be separated from Diphenylamine

PRELIMINARY

SOM01.2 (6/2007)

1D - FORM I SV-1  
SEMIVOLATILE ORGANICS ANALYSIS DATA SHEET

EPA SAMPLE NO.

E3P47

Lab Name: MITKEM LABORATORIES Contract: EP-W-05-030  
 Lab Code: MITKEM Case No.: 38947 Mod. Ref No.: 1760.0 SDG No.: E3P41  
 Matrix: (SOIL/SED/WATER) SOIL Lab Sample ID: H1785-07A  
 Sample wt/vol: 30.4 (g/mL) G Lab File ID: S4D6146.D  
 Level: (LOW/MED) LOW Extraction: (Type) SONC  
 % Moisture: 36 Decanted: (Y/N) N Date Received: 09/16/2009  
 Concentrated Extract Volume: 500 (uL) Date Extracted: 09/16/2009  
 Injection Volume: 2.0 (uL) GPC Factor: 2.00 Date Analyzed: 09/19/2009  
 GPC Cleanup: (Y/N) Y pH: 7.0 Dilution Factor: 1.0

CAS NO.	COMPOUND	CONCENTRATION UNITS:	
		(ug/L or ug/Kg)	UG/KG
91-20-3	Naphthalene	260	U
91-57-6	2-Methylnaphthalene	260	U
208-96-8	Acenaphthylene	260	U
83-32-9	Acenaphthene	260	U

PRELIMINARY

1E - FORM I SV-2  
SEMIVOLATILE ORGANICS ANALYSIS DATA SHEET

EPA SAMPLE NO.

E3P47

Lab Name: MITKEM LABORATORIES Contract: EP-W-05-030  
 Lab Code: MITKEM Case No.: 38947 Mod. Ref No.: 1760.0 SDG No.: E3P41  
 Matrix: (SOIL/SED/WATER) SOIL Lab Sample ID: H1785-07A  
 Sample wt/vol: 30.4 (g/mL) G Lab File ID: S4D6146.D  
 Level: (LOW/MED) LOW Extraction: (Type) SONC  
 % Moisture: 36 Decanted: (Y/N) N Date Received: 09/16/2009  
 Concentrated Extract Volume: 500 (uL) Date Extracted: 09/16/2009  
 Injection Volume: 2.0 (uL) GPC Factor: 2.00 Date Analyzed: 09/19/2009  
 GPC Cleanup: (Y/N) Y pH: 7.0 Dilution Factor: 1.0

CAS NO.	COMPOUND	CONCENTRATION UNITS:		Q
		(ug/L or ug/Kg)	UG/KG	
86-73-7	Fluorene		260	U
85-01-8	Phenanthrene		87	J
120-12-7	Anthracene		260	U
206-44-0	Fluoranthene		100	J
129-00-0	Pyrene		86	J
56-55-3	Benzo(a)anthracene		260	U
218-01-9	Chrysene		260	U
205-99-2	Benzo(b)fluoranthene		260	U
207-08-9	Benzo(k)fluoranthene		260	U
50-32-8	Benzo(a)pyrene		260	U
193-39-5	Indeno(1,2,3-cd)pyrene		260	U
53-70-3	Dibenzo(a,h)anthracene		260	U
191-24-2	Benzo(g,h,i)perylene		260	U

(1) Cannot be separated from Diphenylamine

PRELIMINARY

SOM01.2 (6/2007)

1D - FORM I SV-1  
SEMIVOLATILE ORGANICS ANALYSIS DATA SHEET

EPA SAMPLE NO.

E3P48

Lab Name: MITKEM LABORATORIES Contract: EP-W-05-030  
 Lab Code: MITKEM Case No.: 38947 Mod. Ref No.: 1760.0 SDG No.: E3P41  
 Matrix: (SOIL/SED/WATER) SOIL Lab Sample ID: H1785-08A  
 Sample wt/vol: 30.5 (g/mL) G Lab File ID: S4D6147.D  
 Level: (LOW/MED) LOW Extraction: (Type) SONC  
 % Moisture: 33 Decanted: (Y/N) N Date Received: 09/16/2009  
 Concentrated Extract Volume: 500 (uL) Date Extracted: 09/16/2009  
 Injection Volume: 2.0 (uL) GPC Factor: 2.00 Date Analyzed: 09/19/2009  
 GPC Cleanup: (Y/N) Y pH: 7.6 Dilution Factor: 1.0

CAS NO.	COMPOUND	CONCENTRATION UNITS:		Q
		(ug/L or ug/Kg)	UG/KG	
91-20-3	Naphthalene		250	U
91-57-6	2-Methylnaphthalene		250	U
208-96-8	Acenaphthylene		250	U
83-32-9	Acenaphthene		250	U

**PRELIMINARY**

1E - FORM I SV-2  
SEMIVOLATILE ORGANICS ANALYSIS DATA SHEET

EPA SAMPLE NO.

E3P48

Lab Name: MITKEM LABORATORIES Contract: EP-W-05-030  
 Lab Code: MITKEM Case No.: 38947 Mod. Ref No.: 1760.0 SDG No.: E3P41  
 Matrix: (SOIL/SED/WATER) SOIL Lab Sample ID: H1785-08A  
 Sample wt/vol: 30.5 (g/mL) G Lab File ID: S4D6147.D  
 Level: (LOW/MED) LOW Extraction: (Type) SONC  
 % Moisture: 33 Decanted: (Y/N) N Date Received: 09/16/2009  
 Concentrated Extract Volume: 500 (uL) Date Extracted: 09/16/2009  
 Injection Volume: 2.0 (uL) GPC Factor: 2.00 Date Analyzed: 09/19/2009  
 GPC Cleanup: (Y/N) Y pH: 7.6 Dilution Factor: 1.0

CAS NO.	COMPOUND	CONCENTRATION UNITS:	
		UG/KG (ug/L or ug/Kg)	Q
86-73-7	Fluorene	250	U
85-01-8	Phenanthrene	250	U
120-12-7	Anthracene	250	U
206-44-0	Fluoranthene	250	U
129-00-0	Pyrene	250	U
56-55-3	Benzo (a) anthracene	250	U
218-01-9	Chrysene	250	U
205-99-2	Benzo (b) fluoranthene	250	U
207-08-9	Benzo (k) fluoranthene	250	U
50-32-8	Benzo (a) pyrene	250	U
193-39-5	Indeno (1, 2, 3-cd) pyrene	250	U
53-70-3	Dibenzo (a, h) anthracene	250	U
191-24-2	Benzo (g, h, i) perylene	250	U

(1) Cannot be separated from Diphenylamine

PRELIMINARY

1D - FORM I SV-1  
SEMIVOLATILE ORGANICS ANALYSIS DATA SHEET

EPA SAMPLE NO.

E3P49

Lab Name: MITKEM LABORATORIES Contract: EP-W-05-030  
 Lab Code: MITKEM Case No.: 38947 Mod. Ref No.: 1760.0 SDG No.: E3P41  
 Matrix: (SOIL/SED/WATER) SOIL Lab Sample ID: H1785-09A  
 Sample wt/vol: 30.0 (g/mL) G Lab File ID: S4D6098.D  
 Level: (LOW/MED) LOW Extraction: (Type) SONC  
 % Moisture: 42 Decanted: (Y/N) N Date Received: 09/16/2009  
 Concentrated Extract Volume: 500 (uL) Date Extracted: 09/16/2009  
 Injection Volume: 2.0 (uL) GPC Factor: 2.00 Date Analyzed: 09/17/2009  
 GPC Cleanup: (Y/N) Y pH: 7.2 Dilution Factor: 1.0

CAS NO.	COMPOUND	CONCENTRATION UNITS:		Q
		(ug/L or ug/Kg)	UG/KG	
91-20-3	Naphthalene		110	J
91-57-6	2-Methylnaphthalene		260	J
208-96-8	Acenaphthylene		270	J
83-32-9	Acenaphthene		970	

PRELIMINARY

1E - FORM I SV-2  
SEMIVOLATILE ORGANICS ANALYSIS DATA SHEET

EPA SAMPLE NO.

E3P49

Lab Name: MITKEM LABORATORIES Contract: EP-W-05-030  
 Lab Code: MITKEM Case No.: 38947 Mod. Ref No.: 1760.0 SDG No.: E3P41  
 Matrix: (SOIL/SED/WATER) SOIL Lab Sample ID: H1785-09A  
 Sample wt/vol: 30.0 (g/mL) G Lab File ID: S4D6098.D  
 Level: (LOW/MED) LOW Extraction: (Type) SONC  
 % Moisture: 42 Decanted: (Y/N) N Date Received: 09/16/2009  
 Concentrated Extract Volume: 500 (uL) Date Extracted: 09/16/2009  
 Injection Volume: 2.0 (uL) GPC Factor: 2.00 Date Analyzed: 09/17/2009  
 GPC Cleanup: (Y/N) Y pH: 7.2 Dilution Factor: 1.0

CAS NO.	COMPOUND	CONCENTRATION UNITS:		Q
		(ug/L or ug/Kg)	UG/KG	
86-73-7	Fluorene		1200	
85-01-8	Phenanthrene		6400	E
120-12-7	Anthracene		1700	
206-44-0	Fluoranthene		8600	E
129-00-0	Pyrene		6800	E
56-55-3	Benzo(a)anthracene		5400	E
218-01-9	Chrysene		5200	E
205-99-2	Benzo(b)fluoranthene		7400	E
207-08-9	Benzo(k)fluoranthene		2200	
50-32-8	Benzo(a)pyrene		4900	E
193-39-5	Indeno(1,2,3-cd)pyrene		3100	
53-70-3	Dibenzo(a,h)anthracene		1300	
191-24-2	Benzo(g,h,i)perylene		3300	

(1) Cannot be separated from Diphenylamine

PRELIMINARY

SOM01.2 (6/2007)

1D - FORM I SV-1  
SEMIVOLATILE ORGANICS ANALYSIS DATA SHEET

EPA SAMPLE NO.

E3P49DL

Lab Name: MITKEM LABORATORIES Contract: EP-W-05-030  
 Lab Code: MITKEM Case No.: 38947 Mod. Ref No.: 1760.0 SDG No.: E3P41  
 Matrix: (SOIL/SED/WATER) SOIL Lab Sample ID: H1785-09ADL  
 Sample wt/vol: 30.0 (g/mL) G Lab File ID: S4D6112.D  
 Level: (LOW/MED) LOW Extraction: (Type) SONC  
 % Moisture: 42 Decanted: (Y/N) N Date Received: 09/16/2009  
 Concentrated Extract Volume: 500 (uL) Date Extracted: 09/16/2009  
 Injection Volume: 2.0 (uL) GPC Factor: 2.00 Date Analyzed: 09/18/2009  
 GPC Cleanup: (Y/N) Y pH: 7.2 Dilution Factor: 5.0

CAS NO.	COMPOUND	CONCENTRATION UNITS:	
		(ug/L or ug/Kg)	UG/KG
91-20-3	Naphthalene	1500	U
91-57-6	2-Methylnaphthalene	310	DJ
208-96-8	Acenaphthylene	370	DJ
83-32-9	Acenaphthene	1100	DJ

**PRELIMINARY**

SOM01.2 (6/2007)



1E - FORM I SV-2  
SEMIVOLATILE ORGANICS ANALYSIS DATA SHEET

EPA SAMPLE NO.

E3P49DL

Lab Name: MITKEM LABORATORIES Contract: EP-W-05-030  
 Lab Code: MITKEM Case No.: 38947 Mod. Ref No.: 1760.0 SDG No.: E3P41  
 Matrix: (SOIL/SED/WATER) SOIL Lab Sample ID: H1785-09ADL  
 Sample wt/vol: 30.0 (g/mL) G Lab File ID: S4D6112.D  
 Level: (LOW/MED) LOW Extraction: (Type) SONC  
 % Moisture: 42 Decanted: (Y/N) N Date Received: 09/16/2009  
 Concentrated Extract Volume: 500 (uL) Date Extracted: 09/16/2009  
 Injection Volume: 2.0 (uL) GPC Factor: 2.00 Date Analyzed: 09/18/2009  
 GPC Cleanup: (Y/N) Y pH: 7.2 Dilution Factor: 5.0

CAS NO.	COMPOUND	CONCENTRATION UNITS:	
		(ug/L or ug/Kg)	UG/KG
86-73-7	Fluorene	1400	DJ
85-01-8	Phenanthrene	11000	D
120-12-7	Anthracene	2200	D
206-44-0	Fluoranthene	18000	D
129-00-0	Pyrene	14000	D
56-55-3	Benzo(a)anthracene	6500	D
218-01-9	Chrysene	9100	D
205-99-2	Benzo(b)fluoranthene	9200	D
207-08-9	Benzo(k)fluoranthene	5800	D
50-32-8	Benzo(a)pyrene	6900	D
193-39-5	Indeno(1,2,3-cd)pyrene	4300	D
53-70-3	Dibenzo(a,h)anthracene	1400	DJ
191-24-2	Benzo(g,h,i)perylene	4600	D

(1) Cannot be separated from Diphenylamine

**PRELIMINARY**

1D - FORM I SV-1  
SEMIVOLATILE ORGANICS ANALYSIS DATA SHEET

EPA SAMPLE NO.

E3P50

Lab Name: MITKEM LABORATORIES Contract: EP-W-05-030  
 Lab Code: MITKEM Case No.: 38947 Mod. Ref No.: 1760.0 SDG No.: E3P41  
 Matrix: (SOIL/SED/WATER) SOIL Lab Sample ID: H1785-10A  
 Sample wt/vol: 30.2 (g/mL) G Lab File ID: S4D6099.D  
 Level: (LOW/MED) LOW Extraction: (Type) SONC  
 % Moisture: 40 Decanted: (Y/N) N Date Received: 09/16/2009  
 Concentrated Extract Volume: 500 (uL) Date Extracted: 09/16/2009  
 Injection Volume: 2.0 (uL) GPC Factor: 2.00 Date Analyzed: 09/18/2009  
 GPC Cleanup: (Y/N) Y pH: 7.3 Dilution Factor: 1.0

CAS NO.	COMPOUND	CONCENTRATION UNITS:	
		(ug/L or ug/Kg)	UG/KG
91-20-3	Naphthalene	120	J
91-57-6	2-Methylnaphthalene	550	
208-96-8	Acenaphthylene	440	
83-32-9	Acenaphthene	1600	

PRELIMINARY

1E - FORM I SV-2  
SEMIVOLATILE ORGANICS ANALYSIS DATA SHEET

EPA SAMPLE NO.

E3P50

Lab Name: MITKEM LABORATORIES Contract: EP-W-05-030  
 Lab Code: MITKEM Case No.: 38947 Mod. Ref No.: 1760.0 SDG No.: E3P41  
 Matrix: (SOIL/SED/WATER) SOIL Lab Sample ID: H1785-10A  
 Sample wt/vol: 30.2 (g/mL) G Lab File ID: S4D6099.D  
 Level: (LOW/MED) LOW Extraction: (Type) SONC  
 % Moisture: 40 Decanted: (Y/N) N Date Received: 09/16/2009  
 Concentrated Extract Volume: 500 (uL) Date Extracted: 09/16/2009  
 Injection Volume: 2.0 (uL) GPC Factor: 2.00 Date Analyzed: 09/18/2009  
 GPC Cleanup: (Y/N) Y pH: 7.3 Dilution Factor: 1.0

CAS NO.	COMPOUND	CONCENTRATION UNITS:	
		(ug/L or ug/Kg)	UG/KG
86-73-7	Fluorene	2200	
85-01-8	Phenanthrene	8200	E
120-12-7	Anthracene	2900	
206-44-0	Fluoranthene	9800	E
129-00-0	Pyrene	8900	E
56-55-3	Benzo(a)anthracene	7600	E
218-01-9	Chrysene	6200	E
205-99-2	Benzo(b)fluoranthene	8600	E
207-08-9	Benzo(k)fluoranthene	2700	
50-32-8	Benzo(a)pyrene	5400	E
193-39-5	Indeno(1,2,3-cd)pyrene	3800	
53-70-3	Dibenzo(a,h)anthracene	1800	
191-24-2	Benzo(g,h,i)perylene	3900	

(1) Cannot be separated from Diphenylamine

PRELIMINARY

1D - FORM I SV-1  
SEMIVOLATILE ORGANICS ANALYSIS DATA SHEET

EPA SAMPLE NO.

E3P50DL

Lab Name: MITKEM LABORATORIES Contract: EP-W-05-030  
 Lab Code: MITKEM Case No.: 38947 Mod. Ref No.: 1760.0 SDG No.: E3P41  
 Matrix: (SOIL/SED/WATER) SOIL Lab Sample ID: H1785-10ADL  
 Sample wt/vol: 30.2 (g/mL) G Lab File ID: S4D6117.D  
 Level: (LOW/MED) LOW Extraction: (Type) SONC  
 % Moisture: 40 Decanted: (Y/N) N Date Received: 09/16/2009  
 Concentrated Extract Volume: 500 (uL) Date Extracted: 09/16/2009  
 Injection Volume: 2.0 (uL) GPC Factor: 2.00 Date Analyzed: 09/18/2009  
 GPC Cleanup: (Y/N) Y pH: 7.3 Dilution Factor: 10.0

CAS NO.	COMPOUND	CONCENTRATION UNITS: (ug/L or ug/Kg)	UG/KG	Q
91-20-3	Naphthalene		2800	U
91-57-6	2-Methylnaphthalene		590	DJ
208-96-8	Acenaphthylene		630	DJ
83-32-9	Acenaphthene		2000	DJ

PRELIMINARY

1E - FORM I SV-2  
SEMIVOLATILE ORGANICS ANALYSIS DATA SHEET

EPA SAMPLE NO.

E3P50DL

Lab Name: MITKEM LABORATORIES Contract: EP-W-05-030  
 Lab Code: MITKEM Case No.: 38947 Mod. Ref No.: 1760.0 SDG No.: E3P41  
 Matrix: (SOIL/SED/WATER) SOIL Lab Sample ID: H1785-10ADL  
 Sample wt/vol: 30.2 (g/mL) G Lab File ID: S4D6117.D  
 Level: (LOW/MED) LOW Extraction: (Type) SONC  
 % Moisture: 40 Decanted: (Y/N) N Date Received: 09/16/2009  
 Concentrated Extract Volume: 500 (uL) Date Extracted: 09/16/2009  
 Injection Volume: 2.0 (uL) GPC Factor: 2.00 Date Analyzed: 09/18/2009  
 GPC Cleanup: (Y/N) Y pH: 7.3 Dilution Factor: 10.0

CAS NO.	COMPOUND	CONCENTRATION UNITS:	
		(ug/L or ug/Kg)	UG/KG
86-73-7	Fluorene	2800	D
85-01-8	Phenanthrene	20000	D
120-12-7	Anthracene	4000	D
206-44-0	Fluoranthene	30000	D
129-00-0	Pyrene	21000	D
56-55-3	Benzo(a)anthracene	10000	D
218-01-9	Chrysene	13000	D
205-99-2	Benzo(b)fluoranthene	15000	D
207-08-9	Benzo(k)fluoranthene	6000	D
50-32-8	Benzo(a)pyrene	8900	D
193-39-5	Indeno(1,2,3-cd)pyrene	5300	D
53-70-3	Dibenzo(a,h)anthracene	1800	DJ
191-24-2	Benzo(g,h,i)perylene	5500	D

(1) Cannot be separated from Diphenylamine

PRELIMINARY

1D - FORM I SV-1  
SEMIVOLATILE ORGANICS ANALYSIS DATA SHEET

EPA SAMPLE NO.

E3P51

Lab Name: MITKEM LABORATORIES Contract: EP-W-05-030  
 Lab Code: MITKEM Case No.: 38947 Mod. Ref No.: 1760.0 SDG No.: E3P41  
 Matrix: (SOIL/SED/WATER) SOIL Lab Sample ID: H1785-11A  
 Sample wt/vol: 30.1 (g/mL) G Lab File ID: S4D6100.D  
 Level: (LOW/MED) LOW Extraction: (Type) SONC  
 % Moisture: 35 Decanted: (Y/N) N Date Received: 09/16/2009  
 Concentrated Extract Volume: 500 (uL) Date Extracted: 09/16/2009  
 Injection Volume: 2.0 (uL) GPC Factor: 2.00 Date Analyzed: 09/18/2009  
 GPC Cleanup: (Y/N) Y pH: 7.7 Dilution Factor: 1.0

CAS NO.	COMPOUND	CONCENTRATION UNITS:		Q
		(ug/L or ug/Kg)	UG/KG	
91-20-3	Naphthalene		180	J
91-57-6	2-Methylnaphthalene		280	
208-96-8	Acenaphthylene		570	
83-32-9	Acenaphthene		730	

PRELIMINARY

SOM01.2 (6/2007)

1E - FORM I SV-2  
SEMIVOLATILE ORGANICS ANALYSIS DATA SHEET

EPA SAMPLE NO.

E3P51

Lab Name: MITKEM LABORATORIES Contract: EP-W-05-030  
 Lab Code: MITKEM Case No.: 38947 Mod. Ref No.: 1760.0 SDG No.: E3P41  
 Matrix: (SOIL/SED/WATER) SOIL Lab Sample ID: H1785-11A  
 Sample wt/vol: 30.1 (g/mL) G Lab File ID: S4D6100.D  
 Level: (LOW/MED) LOW Extraction: (Type) SONC  
 % Moisture: 35 Decanted: (Y/N) N Date Received: 09/16/2009  
 Concentrated Extract Volume: 500 (uL) Date Extracted: 09/16/2009  
 Injection Volume: 2.0 (uL) GPC Factor: 2.00 Date Analyzed: 09/18/2009  
 GPC Cleanup: (Y/N) Y pH: 7.7 Dilution Factor: 1.0

CAS NO.	COMPOUND	CONCENTRATION UNITS:		Q
		(ug/L or ug/Kg)	UG/KG	
86-73-7	Fluorene		1200	
85-01-8	Phenanthrene		6500	E
120-12-7	Anthracene		2100	
206-44-0	Fluoranthene		8700	E
129-00-0	Pyrene		7500	E
56-55-3	Benzo (a) anthracene		5600	E
218-01-9	Chrysene		5700	E
205-99-2	Benzo (b) fluoranthene		7100	E
207-08-9	Benzo (k) fluoranthene		2900	
50-32-8	Benzo (a) pyrene		4900	E
193-39-5	Indeno (1, 2, 3-cd) pyrene		3100	
53-70-3	Dibenzo (a, h) anthracene		1200	
191-24-2	Benzo (g, h, i) perylene		3200	

(1) Cannot be separated from Diphenylamine

PRELIMINARY

SOM01.2 (6/2007)

1D - FORM I SV-1  
SEMIVOLATILE ORGANICS ANALYSIS DATA SHEET

EPA SAMPLE NO.

E3P51DL

Lab Name: MITKEM LABORATORIES Contract: EP-W-05-030  
 Lab Code: MITKEM Case No.: 38947 Mod. Ref No.: 1760.0 SDG No.: E3P41  
 Matrix: (SOIL/SED/WATER) SOIL Lab Sample ID: H1785-11ADL  
 Sample wt/vol: 30.1 (g/mL) G Lab File ID: S4D6114.D  
 Level: (LOW/MED) LOW Extraction: (Type) SONC  
 % Moisture: 35 Decanted: (Y/N) N Date Received: 09/16/2009  
 Concentrated Extract Volume: 500 (uL) Date Extracted: 09/16/2009  
 Injection Volume: 2.0 (uL) GPC Factor: 2.00 Date Analyzed: 09/18/2009  
 GPC Cleanup: (Y/N) Y pH: 7.7 Dilution Factor: 5.0

CAS NO.	COMPOUND	CONCENTRATION UNITS:	
		(ug/L or ug/Kg)	UG/KG
91-20-3	Naphthalene	1300	U
91-57-6	2-Methylnaphthalene	310	DJ
208-96-8	Acenaphthylene	790	DJ
83-32-9	Acenaphthene	870	DJ

PRELIMINARY

SOM01.2 (6/2007)



1E - FORM I SV-2  
SEMIVOLATILE ORGANICS ANALYSIS DATA SHEET

EPA SAMPLE NO.

E3P51DL

Lab Name: MITKEM LABORATORIES Contract: EP-W-05-030  
 Lab Code: MITKEM Case No.: 38947 Mod. Ref No.: 1760.0 SDG No.: E3P41  
 Matrix: (SOIL/SED/WATER) SOIL Lab Sample ID: H1785-11ADL  
 Sample wt/vol: 30.1 (g/mL) G Lab File ID: S4D6114.D  
 Level: (LOW/MED) LOW Extraction: (Type) SONC  
 % Moisture: 35 Decanted: (Y/N) N Date Received: 09/16/2009  
 Concentrated Extract Volume: 500 (uL) Date Extracted: 09/16/2009  
 Injection Volume: 2.0 (uL) GPC Factor: 2.00 Date Analyzed: 09/18/2009  
 GPC Cleanup: (Y/N) Y pH: 7.7 Dilution Factor: 5.0

CAS NO.	COMPOUND	CONCENTRATION UNITS: <u>UG/KG</u> (ug/L or ug/Kg)	<u>Q</u>
86-73-7	Fluorene	1500	D
85-01-8	Phenanthrene	12000	D
120-12-7	Anthracene	3000	D
206-44-0	Fluoranthene	20000	D
129-00-0	Pyrene	16000	D
56-55-3	Benzo(a)anthracene	7200	D
218-01-9	Chrysene	12000	D
205-99-2	Benzo(b)fluoranthene	12000	D
207-08-9	Benzo(k)fluoranthene	5100	D
50-32-8	Benzo(a)pyrene	7100	D
193-39-5	Indeno(1,2,3-cd)pyrene	4200	D
53-70-3	Dibenzo(a,h)anthracene	1500	D
191-24-2	Benzo(g,h,i)perylene	4400	D

(1) Cannot be separated from Diphenylamine

**PRELIMINARY**

SOM01.2 (6/2007)

1D - FORM I SV-1  
SEMIVOLATILE ORGANICS ANALYSIS DATA SHEET

EPA SAMPLE NO.

E3P52

Lab Name: MITKEM LABORATORIES Contract: EP-W-05-030  
 Lab Code: MITKEM Case No.: 38947 Mod. Ref No.: 1760.0 SDG No.: E3P41  
 Matrix: (SOIL/SED/WATER) SOIL Lab Sample ID: H1785-12A  
 Sample wt/vol: 30.3 (g/mL) G Lab File ID: S4D6101.D  
 Level: (LOW/MED) LOW Extraction: (Type) SONC  
 % Moisture: 36 Decanted: (Y/N) N Date Received: 09/16/2009  
 Concentrated Extract Volume: 500 (uL) Date Extracted: 09/16/2009  
 Injection Volume: 2.0 (uL) GPC Factor: 2.00 Date Analyzed: 09/18/2009  
 GPC Cleanup: (Y/N) Y pH: 7.6 Dilution Factor: 1.0

CAS NO.	COMPOUND	CONCENTRATION UNITS:		Q
		(ug/L or ug/Kg)	UG/KG	
91-20-3	Naphthalene		620	
91-57-6	2-Methylnaphthalene		430	
208-96-8	Acenaphthylene		320	
83-32-9	Acenaphthene		1100	

**PRELIMINARY**

SOM01.2 (6/2007)

1E - FORM I SV-2  
SEMIVOLATILE ORGANICS ANALYSIS DATA SHEET

EPA SAMPLE NO.

E3P52

Lab Name: MITKEM LABORATORIES Contract: EP-W-05-030  
 Lab Code: MITKEM Case No.: 38947 Mod. Ref No.: 1760.0 SDG No.: E3P41  
 Matrix: (SOIL/SED/WATER) SOIL Lab Sample ID: H1785-12A  
 Sample wt/vol: 30.3 (g/mL) G Lab File ID: S4D6101.D  
 Level: (LOW/MED) LOW Extraction: (Type) SONC  
 % Moisture: 36 Decanted: (Y/N) N Date Received: 09/16/2009  
 Concentrated Extract Volume: 500 (uL) Date Extracted: 09/16/2009  
 Injection Volume: 2.0 (uL) GPC Factor: 2.00 Date Analyzed: 09/18/2009  
 GPC Cleanup: (Y/N) Y pH: 7.6 Dilution Factor: 1.0

CAS NO.	COMPOUND	CONCENTRATION UNITS:	
		(ug/L or ug/Kg)	UG/KG
86-73-7	Fluorene	1200	
85-01-8	Phenanthrene	6100	E
120-12-7	Anthracene	1900	
206-44-0	Fluoranthene	7800	E
129-00-0	Pyrene	7100	E
56-55-3	Benzo(a)anthracene	5400	E
218-01-9	Chrysene	5100	E
205-99-2	Benzo(b)fluoranthene	6900	E
207-08-9	Benzo(k)fluoranthene	1400	
50-32-8	Benzo(a)pyrene	4100	E
193-39-5	Indeno(1,2,3-cd)pyrene	2400	
53-70-3	Dibenzo(a,h)anthracene	970	
191-24-2	Benzo(g,h,i)perylene	2600	

(1) Cannot be separated from Diphenylamine

PRELIMINARY

1D - FORM I SV-1  
SEMIVOLATILE ORGANICS ANALYSIS DATA SHEET

EPA SAMPLE NO.

E3P52DL

Lab Name: MITKEM LABORATORIES Contract: EP-W-05-030  
 Lab Code: MITKEM Case No.: 38947 Mod. Ref No.: 1760.0 SDG No.: E3P41  
 Matrix: (SOIL/SED/WATER) SOIL Lab Sample ID: H1785-12ADL  
 Sample wt/vol: 30.3 (g/mL) G Lab File ID: S4D6115.D  
 Level: (LOW/MED) LOW Extraction: (Type) SONC  
 % Moisture: 36 Decanted: (Y/N) N Date Received: 09/16/2009  
 Concentrated Extract Volume: 500 (uL) Date Extracted: 09/16/2009  
 Injection Volume: 2.0 (uL) GPC Factor: 2.00 Date Analyzed: 09/18/2009  
 GPC Cleanup: (Y/N) Y pH: 7.6 Dilution Factor: 5.0

CAS NO.	COMPOUND	CONCENTRATION UNITS:	
		(ug/L or ug/Kg)	UG/KG
91-20-3	Naphthalene	620	DJ
91-57-6	2-Methylnaphthalene	430	DJ
208-96-8	Acenaphthylene	390	DJ
83-32-9	Acenaphthene	1100	DJ

PRELIMINARY

1E - FORM I SV-2  
SEMIVOLATILE ORGANICS ANALYSIS DATA SHEET

EPA SAMPLE NO.

E3P52DL

Lab Name: MITKEM LABORATORIES Contract: EP-W-05-030  
 Lab Code: MITKEM Case No.: 38947 Mod. Ref No.: 1760.0 SDG No.: E3P41  
 Matrix: (SOIL/SED/WATER) SOIL Lab Sample ID: H1785-12ADL  
 Sample wt/vol: 30.3 (g/mL) G Lab File ID: S4D6115.D  
 Level: (LOW/MED) LOW Extraction: (Type) SONC  
 % Moisture: 36 Decanted: (Y/N) N Date Received: 09/16/2009  
 Concentrated Extract Volume: 500 (uL) Date Extracted: 09/16/2009  
 Injection Volume: 2.0 (uL) GPC Factor: 2.00 Date Analyzed: 09/18/2009  
 GPC Cleanup: (Y/N) Y pH: 7.6 Dilution Factor: 5.0

CAS NO.	COMPOUND	CONCENTRATION UNITS:	
		UG/KG	Q
86-73-7	Fluorene	1300	DJ
85-01-8	Phenanthrene	8600	D
120-12-7	Anthracene	2000	D
206-44-0	Fluoranthene	14000	D
129-00-0	Pyrene	11000	D
56-55-3	Benzo (a) anthracene	5200	D
218-01-9	Chrysene	7100	D
205-99-2	Benzo (b) fluoranthene	7400	D
207-08-9	Benzo (k) fluoranthene	3800	D
50-32-8	Benzo (a) pyrene	4900	D
193-39-5	Indeno (1,2,3-cd) pyrene	2700	D
53-70-3	Dibenzo (a,h) anthracene	910	DJ
191-24-2	Benzo (g,h,i) perylene	2900	D

(1) Cannot be separated from Diphenylamine

PRELIMINARY

SOM01.2 (6/2007)

1D - FORM I SV-1  
SEMIVOLATILE ORGANICS ANALYSIS DATA SHEET

EPA SAMPLE NO.

E3P53

Lab Name: MITKEM LABORATORIES Contract: EP-W-05-030  
 Lab Code: MITKEM Case No.: 38947 Mod. Ref No.: 1760.0 SDG No.: E3P41  
 Matrix: (SOIL/SED/WATER) SOIL Lab Sample ID: H1785-13A  
 Sample wt/vol: 30.4 (g/mL) G Lab File ID: S4D6102.D  
 Level: (LOW/MED) LOW Extraction: (Type) SONC  
 % Moisture: 36 Decanted: (Y/N) N Date Received: 09/16/2009  
 Concentrated Extract Volume: 500 (uL) Date Extracted: 09/16/2009  
 Injection Volume: 2.0 (uL) GPC Factor: 2.00 Date Analyzed: 09/18/2009  
 GPC Cleanup: (Y/N) Y pH: 8.0 Dilution Factor: 1.0

CAS NO.	COMPOUND	CONCENTRATION UNITS:		Q
		(ug/L or ug/Kg)	UG/KG	
91-20-3	Naphthalene		500	
91-57-6	2-Methylnaphthalene		360	
208-96-8	Acenaphthylene		210	J
83-32-9	Acenaphthene		1000	

**PRELIMINARY**

SOM01.2 (6/2007)

1E - FORM I SV-2  
SEMIVOLATILE ORGANICS ANALYSIS DATA SHEET

EPA SAMPLE NO.

E3P53

Lab Name: MITKEM LABORATORIES Contract: EP-W-05-030  
 Lab Code: MITKEM Case No.: 38947 Mod. Ref No.: 1760.0 SDG No.: E3P41  
 Matrix: (SOIL/SED/WATER) SOIL Lab Sample ID: H1785-13A  
 Sample wt/vol: 30.4 (g/mL) G Lab File ID: S4D6102.D  
 Level: (LOW/MED) LOW Extraction: (Type) SONC  
 % Moisture: 36 Decanted: (Y/N) N Date Received: 09/16/2009  
 Concentrated Extract Volume: 500 (uL) Date Extracted: 09/16/2009  
 Injection Volume: 2.0 (uL) GPC Factor: 2.00 Date Analyzed: 09/18/2009  
 GPC Cleanup: (Y/N) Y pH: 8.0 Dilution Factor: 1.0

CAS NO.	COMPOUND	CONCENTRATION UNITS:	
		(ug/L or ug/Kg)	UG/KG
86-73-7	Fluorene		1200
85-01-8	Phenanthrene		6300
120-12-7	Anthracene		1900
206-44-0	Fluoranthene		6800
129-00-0	Pyrene		6000
56-55-3	Benzo(a)anthracene		4000
218-01-9	Chrysene		3800
205-99-2	Benzo(b)fluoranthene		4300
207-08-9	Benzo(k)fluoranthene		2000
50-32-8	Benzo(a)pyrene		3300
193-39-5	Indeno(1,2,3-cd)pyrene		1700
53-70-3	Dibenzo(a,h)anthracene		700
191-24-2	Benzo(g,h,i)perylene		1900

(1) Cannot be separated from Diphenylamine

PRELIMINARY

SOM01.2 (6/2007)

1D - FORM I SV-1  
SEMIVOLATILE ORGANICS ANALYSIS DATA SHEET

EPA SAMPLE NO.

E3P53DL

Lab Name: MITKEM LABORATORIES Contract: EP-W-05-030  
 Lab Code: MITKEM Case No.: 38947 Mod. Ref No.: 1760.0 SDG No.: E3P41  
 Matrix: (SOIL/SED/WATER) SOIL Lab Sample ID: H1785-13ADL  
 Sample wt/vol: 30.4 (g/mL) G Lab File ID: S4D6116.D  
 Level: (LOW/MED) LOW Extraction: (Type) SONC  
 % Moisture: 36 Decanted: (Y/N) N Date Received: 09/16/2009  
 Concentrated Extract Volume: 500 (uL) Date Extracted: 09/16/2009  
 Injection Volume: 2.0 (uL) GPC Factor: 2.00 Date Analyzed: 09/18/2009  
 GPC Cleanup: (Y/N) Y pH: 8.0 Dilution Factor: 5.0

CAS NO.	COMPOUND	CONCENTRATION UNITS:	
		(ug/L or ug/Kg)	UG/KG
91-20-3	Naphthalene	550	DJ
91-57-6	2-Methylnaphthalene	360	DJ
208-96-8	Acenaphthylene	260	DJ
83-32-9	Acenaphthene	1000	DJ

**PRELIMINARY**

SOM01.2 (6/2007)



1E - FORM I SV-2  
SEMIVOLATILE ORGANICS ANALYSIS DATA SHEET

EPA SAMPLE NO.

E3P53DL

Lab Name: MITKEM LABORATORIES Contract: EP-W-05-030  
 Lab Code: MITKEM Case No.: 38947 Mod. Ref No.: 1760.0 SDG No.: E3P41  
 Matrix: (SOIL/SED/WATER) SOIL Lab Sample ID: H1785-13ADL  
 Sample wt/vol: 30.4 (g/mL) G Lab File ID: S4D6116.D  
 Level: (LOW/MED) LOW Extraction: (Type) SONC  
 % Moisture: 36 Decanted: (Y/N) N Date Received: 09/16/2009  
 Concentrated Extract Volume: 500 (uL) Date Extracted: 09/16/2009  
 Injection Volume: 2.0 (uL) GPC Factor: 2.00 Date Analyzed: 09/18/2009  
 GPC Cleanup: (Y/N) Y pH: 8.0 Dilution Factor: 5.0

CAS NO.	COMPOUND	CONCENTRATION UNITS:	
		(ug/L or ug/Kg)	UG/KG
86-73-7	Fluorene	1300	DJ
85-01-8	Phenanthrene	9300	D
120-12-7	Anthracene	2300	D
206-44-0	Fluoranthene	12000	D
129-00-0	Pyrene	9500	D
56-55-3	Benzo(a)anthracene	4600	D
218-01-9	Chrysene	4800	D
205-99-2	Benzo(b)fluoranthene	4600	D
207-08-9	Benzo(k)fluoranthene	3000	D
50-32-8	Benzo(a)pyrene	3800	D
193-39-5	Indeno(1,2,3-cd)pyrene	2000	D
53-70-3	Dibenzo(a,h)anthracene	650	DJ
191-24-2	Benzo(g,h,i)perylene	2100	D

(1) Cannot be separated from Diphenylamine

**PRELIMINARY**

SOM01.2 (6/2007)

1D - FORM I SV-1  
SEMIVOLATILE ORGANICS ANALYSIS DATA SHEET

EPA SAMPLE NO.

E3P53MS

Lab Name: MITKEM LABORATORIES Contract: EP-W-05-030  
 Lab Code: MITKEM Case No.: 38947 Mod. Ref No.: 1760.0 SDG No.: E3P41  
 Matrix: (SOIL/SED/WATER) SOIL Lab Sample ID: H1785-13AMS  
 Sample wt/vol: 30.3 (g/mL) G Lab File ID: S4D6103.D  
 Level: (LOW/MED) LOW Extraction: (Type) SONC  
 % Moisture: 36 Decanted: (Y/N) N Date Received: 09/16/2009  
 Concentrated Extract Volume: 500 (uL) Date Extracted: 09/16/2009  
 Injection Volume: 2.0 (uL) GPC Factor: 2.00 Date Analyzed: 09/18/2009  
 GPC Cleanup: (Y/N) Y pH: 8.0 Dilution Factor: 1.0

CAS NO.	COMPOUND	CONCENTRATION UNITS:	
		(ug/L or ug/Kg)	UG/KG
91-20-3	Naphthalene		860
91-57-6	2-Methylnaphthalene		520
208-96-8	Acenaphthylene		240
83-32-9	Acenaphthene		2600

**PRELIMINARY**

SOM01.2 (6/2007)

1E - FORM I SV-2  
SEMIVOLATILE ORGANICS ANALYSIS DATA SHEET

EPA SAMPLE NO.

E3P53MS

Lab Name: MITKEM LABORATORIES Contract: EP-W-05-030  
 Lab Code: MITKEM Case No.: 38947 Mod. Ref No.: 1760.0 SDG No.: E3P41  
 Matrix: (SOIL/SED/WATER) SOIL Lab Sample ID: H1785-13AMS  
 Sample wt/vol: 30.3 (g/mL) G Lab File ID: S4D6103.D  
 Level: (LOW/MED) LOW Extraction: (Type) SONC  
 % Moisture: 36 Decanted: (Y/N) N Date Received: 09/16/2009  
 Concentrated Extract Volume: 500 (uL) Date Extracted: 09/16/2009  
 Injection Volume: 2.0 (uL) GPC Factor: 2.00 Date Analyzed: 09/18/2009  
 GPC Cleanup: (Y/N) Y pH: 8.0 Dilution Factor: 1.0

CAS NO.	COMPOUND	CONCENTRATION UNITS:	
		(ug/L or ug/Kg)	UG/KG
86-73-7	Fluorene		1800
85-01-8	Phenanthrene		7900
120-12-7	Anthracene		2900
206-44-0	Fluoranthene		8700
129-00-0	Pyrene		8400
56-55-3	Benzo(a)anthracene		4900
218-01-9	Chrysene		5200
205-99-2	Benzo(b)fluoranthene		5800
207-08-9	Benzo(k)fluoranthene		2700
50-32-8	Benzo(a)pyrene		4200
193-39-5	Indeno(1,2,3-cd)pyrene		2200
53-70-3	Dibenzo(a,h)anthracene		880
191-24-2	Benzo(g,h,i)perylene		2400

(1) Cannot be separated from Diphenylamine

PRELIMINARY

SOM01.2 (6/2007)

1D - FORM I SV-1  
SEMIVOLATILE ORGANICS ANALYSIS DATA SHEET

EPA SAMPLE NO.

E3P53MSD

Lab Name: MITKEM LABORATORIES Contract: EP-W-05-030  
 Lab Code: MITKEM Case No.: 38947 Mod. Ref No.: 1760.0 SDG No.: E3P41  
 Matrix: (SOIL/SED/WATER) SOIL Lab Sample ID: H1785-13AMSD  
 Sample wt/vol: 30.3 (g/mL) G Lab File ID: S4D6104.D  
 Level: (LOW/MED) LOW Extraction: (Type) SONC  
 % Moisture: 36 Decanted: (Y/N) N Date Received: 09/16/2009  
 Concentrated Extract Volume: 500 (uL) Date Extracted: 09/16/2009  
 Injection Volume: 2.0 (uL) GPC Factor: 2.00 Date Analyzed: 09/18/2009  
 GPC Cleanup: (Y/N) Y pH: 8.0 Dilution Factor: 1.0

CAS NO.	COMPOUND	CONCENTRATION UNITS:		Q
		(ug/L or ug/Kg)	UG/KG	
91-20-3	Naphthalene		210	J
91-57-6	2-Methylnaphthalene		180	J
208-96-8	Acenaphthylene		120	J
83-32-9	Acenaphthene		1700	

PRELIMINARY

1E - FORM I SV-2  
SEMIVOLATILE ORGANICS ANALYSIS DATA SHEET

EPA SAMPLE NO.

E3P53MSD

Lab Name: MITKEM LABORATORIES Contract: EP-W-05-030  
 Lab Code: MITKEM Case No.: 38947 Mod. Ref No.: 1760.0 SDG No.: E3P41  
 Matrix: (SOIL/SED/WATER) SOIL Lab Sample ID: H1785-13AMSD  
 Sample wt/vol: 30.3 (g/mL) G Lab File ID: S4D6104.D  
 Level: (LOW/MED) LOW Extraction: (Type) SONC  
 % Moisture: 36 Decanted: (Y/N) N Date Received: 09/16/2009  
 Concentrated Extract Volume: 500 (uL) Date Extracted: 09/16/2009  
 Injection Volume: 2.0 (uL) GPC Factor: 2.00 Date Analyzed: 09/18/2009  
 GPC Cleanup: (Y/N) Y pH: 8.0 Dilution Factor: 1.0

CAS NO.	COMPOUND	CONCENTRATION UNITS:	
		(ug/L or ug/Kg)	UG/KG
86-73-7	Fluorene		740
85-01-8	Phenanthrene		4500
120-12-7	Anthracene		1600
206-44-0	Fluoranthene		5500
129-00-0	Pyrene		5100
56-55-3	Benzo(a)anthracene		2800
218-01-9	Chrysene		2500
205-99-2	Benzo(b)fluoranthene		2700
207-08-9	Benzo(k)fluoranthene		1600
50-32-8	Benzo(a)pyrene		2200
193-39-5	Indeno(1,2,3-cd)pyrene		1100
53-70-3	Dibenzo(a,h)anthracene		480
191-24-2	Benzo(g,h,i)perylene		1200

(1) Cannot be separated from Diphenylamine

PRELIMINARY

SOM01.2 (6/2007)

1D - FORM I SV-1  
SEMIVOLATILE ORGANICS ANALYSIS DATA SHEET

EPA SAMPLE NO.

E3P54

Lab Name: MITKEM LABORATORIES Contract: EP-W-05-030  
 Lab Code: MITKEM Case No.: 38947 Mod. Ref No.: 1760.0 SDG No.: E3P41  
 Matrix: (SOIL/SED/WATER) SOIL Lab Sample ID: H1785-14A  
 Sample wt/vol: 30.0 (g/mL) G Lab File ID: S4D6105.D  
 Level: (LOW/MED) LOW Extraction: (Type) SONC  
 % Moisture: 38 Decanted: (Y/N) N Date Received: 09/16/2009  
 Concentrated Extract Volume: 500 (uL) Date Extracted: 09/16/2009  
 Injection Volume: 2.0 (uL) GPC Factor: 2.00 Date Analyzed: 09/18/2009  
 GPC Cleanup: (Y/N) Y pH: 7.7 Dilution Factor: 1.0

CAS NO.	COMPOUND	CONCENTRATION UNITS:		Q
		(ug/L or ug/Kg)	UG/KG	
91-20-3	Naphthalene		270	
91-57-6	2-Methylnaphthalene		200	J
208-96-8	Acenaphthylene		160	J
83-32-9	Acenaphthene		650	

PRELIMINARY

1E - FORM I SV-2  
SEMIVOLATILE ORGANICS ANALYSIS DATA SHEET

EPA SAMPLE NO.

E3P54

Lab Name: MITKEM LABORATORIES Contract: EP-W-05-030  
 Lab Code: MITKEM Case No.: 38947 Mod. Ref No.: 1760.0 SDG No.: E3P41  
 Matrix: (SOIL/SED/WATER) SOIL Lab Sample ID: H1785-14A  
 Sample wt/vol: 30.0 (g/mL) G Lab File ID: S4D6105.D  
 Level: (LOW/MED) LOW Extraction: (Type) SONC  
 % Moisture: 38 Decanted: (Y/N) N Date Received: 09/16/2009  
 Concentrated Extract Volume: 500 (uL) Date Extracted: 09/16/2009  
 Injection Volume: 2.0 (uL) GPC Factor: 2.00 Date Analyzed: 09/18/2009  
 GPC Cleanup: (Y/N) Y pH: 7.7 Dilution Factor: 1.0

CAS NO.	COMPOUND	CONCENTRATION UNITS:	
		(ug/L or ug/Kg)	UG/KG
86-73-7	Fluorene		760
85-01-8	Phenanthrene		4600
120-12-7	Anthracene		1300
206-44-0	Fluoranthene		5400
129-00-0	Pyrene		4700
56-55-3	Benzo(a)anthracene		2600
218-01-9	Chrysene		2600
205-99-2	Benzo(b)fluoranthene		2600
207-08-9	Benzo(k)fluoranthene		1600
50-32-8	Benzo(a)pyrene		2100
193-39-5	Indeno(1,2,3-cd)pyrene		1100
53-70-3	Dibenzo(a,h)anthracene		460
191-24-2	Benzo(g,h,i)perylene		1200

(1) Cannot be separated from Diphenylamine

PRELIMINARY

SOM01.2 (6/2007)

1D - FORM I SV-1  
SEMIVOLATILE ORGANICS ANALYSIS DATA SHEET

EPA SAMPLE NO.

E3P54DL

Lab Name: MITKEM LABORATORIES Contract: EP-W-05-030  
 Lab Code: MITKEM Case No.: 38947 Mod. Ref No.: 1760.0 SDG No.: E3P41  
 Matrix: (SOIL/SED/WATER) SOIL Lab Sample ID: H1785-14ADL  
 Sample wt/vol: 30.0 (g/mL) G Lab File ID: S4D6111.D  
 Level: (LOW/MED) LOW Extraction: (Type) SONC  
 % Moisture: 38 Decanted: (Y/N) N Date Received: 09/16/2009  
 Concentrated Extract Volume: 500 (uL) Date Extracted: 09/16/2009  
 Injection Volume: 2.0 (uL) GPC Factor: 2.00 Date Analyzed: 09/18/2009  
 GPC Cleanup: (Y/N) Y pH: 7.7 Dilution Factor: 2.0

CAS NO.	COMPOUND	CONCENTRATION UNITS:	
		(ug/L or ug/Kg)	UG/KG
91-20-3	Naphthalene	290	DJ
91-57-6	2-Methylnaphthalene	210	DJ
208-96-8	Acenaphthylene	180	DJ
83-32-9	Acenaphthene	640	D

**PRELIMINARY**

SOM01.2 (6/2007)



1E - FORM I SV-2  
SEMIVOLATILE ORGANICS ANALYSIS DATA SHEET

EPA SAMPLE NO.

E3P54DL

Lab Name: MITKEM LABORATORIES Contract: EP-W-05-030  
 Lab Code: MITKEM Case No.: 38947 Mod. Ref No.: 1760.0 SDG No.: E3P41  
 Matrix: (SOIL/SED/WATER) SOIL Lab Sample ID: H1785-14ADL  
 Sample wt/vol: 30.0 (g/mL) G Lab File ID: S4D6111.D  
 Level: (LOW/MED) LOW Extraction: (Type) SONC  
 % Moisture: 38 Decanted: (Y/N) N Date Received: 09/16/2009  
 Concentrated Extract Volume: 500 (uL) Date Extracted: 09/16/2009  
 Injection Volume: 2.0 (uL) GPC Factor: 2.00 Date Analyzed: 09/18/2009  
 GPC Cleanup: (Y/N) Y pH: 7.7 Dilution Factor: 2.0

CAS NO.	COMPOUND	CONCENTRATION UNITS:	
		(ug/L or ug/Kg)	UG/KG
86-73-7	Fluorene		750
85-01-8	Phenanthrene		5000
120-12-7	Anthracene		5000
206-44-0	Fluoranthene		6300
129-00-0	Pyrene		5300
56-55-3	Benzo(a)anthracene		2700
218-01-9	Chrysene		2600
205-99-2	Benzo(b)fluoranthene		3000
207-08-9	Benzo(k)fluoranthene		1400
50-32-8	Benzo(a)pyrene		2200
193-39-5	Indeno(1,2,3-cd)pyrene		1200
53-70-3	Dibenzo(a,h)anthracene		400
191-24-2	Benzo(g,h,i)perylene		1300

(1) Cannot be separated from Diphenylamine

PRELIMINARY

SOM01.2 (6/2007)

1D - FORM I SV-1  
SEMIVOLATILE ORGANICS ANALYSIS DATA SHEET

EPA SAMPLE NO.

E3P55

Lab Name: MITKEM LABORATORIES Contract: EP-W-05-030  
 Lab Code: MITKEM Case No.: 38947 Mod. Ref No.: 1760.0 SDG No.: E3P41  
 Matrix: (SOIL/SED/WATER) SOIL Lab Sample ID: H1785-15A  
 Sample wt/vol: 30.0 (g/mL), G Lab File ID: S4D6121.D  
 Level: (LOW/MED) LOW Extraction: (Type) SONC  
 % Moisture: 16 Decanted: (Y/N) N Date Received: 09/16/2009  
 Concentrated Extract Volume: 500 (uL) Date Extracted: 09/16/2009  
 Injection Volume: 2.0 (uL) GPC Factor: 2.00 Date Analyzed: 09/18/2009  
 GPC Cleanup: (Y/N) Y pH: 7.9 Dilution Factor: 1.0

CAS NO.	COMPOUND	CONCENTRATION UNITS:		Q
		(ug/L or ug/Kg)	UG/KG	
91-20-3	Naphthalene		200	U
91-57-6	2-Methylnaphthalene		200	U
208-96-8	Acenaphthylene		200	U
83-32-9	Acenaphthene		200	U

**PRELIMINARY**  
SOM01.2 (6/2007)

1E - FORM I SV-2  
SEMIVOLATILE ORGANICS ANALYSIS DATA SHEET

EPA SAMPLE NO.

E3P55

Lab Name: MITKEM LABORATORIES Contract: EP-W-05-030  
 Lab Code: MITKEM Case No.: 38947 Mod. Ref No.: 1760.0 SDG No.: E3P41  
 Matrix: (SOIL/SED/WATER) SOIL Lab Sample ID: H1785-15A  
 Sample wt/vol: 30.0 (g/mL) G Lab File ID: S4D6121.D  
 Level: (LOW/MED) LOW Extraction: (Type) SONC  
 % Moisture: 16 Decanted: (Y/N) N Date Received: 09/16/2009  
 Concentrated Extract Volume: 500 (uL) Date Extracted: 09/16/2009  
 Injection Volume: 2.0 (uL) GPC Factor: 2.00 Date Analyzed: 09/18/2009  
 GPC Cleanup: (Y/N) Y pH: 7.9 Dilution Factor: 1.0

CAS NO.	COMPOUND	CONCENTRATION UNITS:		Q
		(ug/L or ug/Kg)	UG/KG	
86-73-7	Fluorene		200	U
85-01-8	Phenanthrene		200	U
120-12-7	Anthracene		200	U
206-44-0	Fluoranthene		200	U
129-00-0	Pyrene		200	U
56-55-3	Benzo(a)anthracene		200	U
218-01-9	Chrysene		200	U
205-99-2	Benzo(b)fluoranthene		200	U
207-08-9	Benzo(k)fluoranthene		200	U
50-32-8	Benzo(a)pyrene		200	U
193-39-5	Indeno(1,2,3-cd)pyrene		200	U
53-70-3	Dibenzo(a,h)anthracene		200	U
191-24-2	Benzo(g,h,i)perylene		200	U

(1) Cannot be separated from Diphenylamine

**PRELIMINARY**

SOM01.2 (6/2007)

1D - FORM I SV-1  
SEMIVOLATILE ORGANICS ANALYSIS DATA SHEET

EPA SAMPLE NO.

E3P56

Lab Name: MITKEM LABORATORIES Contract: EP-W-05-030  
 Lab Code: MITKEM Case No.: 38947 Mod. Ref No.: 1760.0 SDG No.: E3P41  
 Matrix: (SOIL/SED/WATER) SOIL Lab Sample ID: H1785-16A  
 Sample wt/vol: 30.3 (g/mL) G Lab File ID: S4D6090.D  
 Level: (LOW/MED) LOW Extraction: (Type) SONC  
 % Moisture: 43 Decanted: (Y/N) N Date Received: 09/16/2009  
 Concentrated Extract Volume: 500 (uL) Date Extracted: 09/16/2009  
 Injection Volume: 2.0 (uL) GPC Factor: 2.00 Date Analyzed: 09/17/2009  
 GPC Cleanup: (Y/N) Y pH: 7.4 Dilution Factor: 1.0

CAS NO.	COMPOUND	CONCENTRATION UNITS:		Q
		(ug/L or ug/Kg)	UG/KG	
91-20-3	Naphthalene		300	U
91-57-6	2-Methylnaphthalene		300	U
208-96-8	Acenaphthylene		300	U
83-32-9	Acenaphthene		300	U

**PRELIMINARY**

SOM01.2 (6/2007)

1E - FORM I SV-2  
SEMIVOLATILE ORGANICS ANALYSIS DATA SHEET

EPA SAMPLE NO.

E3P56

Lab Name: MITKEM LABORATORIES Contract: EP-W-05-030  
 Lab Code: MITKEM Case No.: 38947 Mod. Ref No.: 1760.0 SDG No.: E3P41  
 Matrix: (SOIL/SED/WATER) SOIL Lab Sample ID: H1785-16A  
 Sample wt/vol: 30.3 (g/mL) G Lab File ID: S4D6090.D  
 Level: (LOW/MED) LOW Extraction: (Type) SONC  
 % Moisture: 43 Decanted: (Y/N) N Date Received: 09/16/2009  
 Concentrated Extract Volume: 500 (uL) Date Extracted: 09/16/2009  
 Injection Volume: 2.0 (uL) GPC Factor: 2.00 Date Analyzed: 09/17/2009  
 GPC Cleanup: (Y/N) Y pH: 7.4 Dilution Factor: 1.0

CAS NO.	COMPOUND	CONCENTRATION UNITS:		Q
		(ug/L or ug/Kg)	UG/KG	
86-73-7	Fluorene		300	U
85-01-8	Phenanthrene		190	J
120-12-7	Anthracene		300	U
206-44-0	Fluoranthene		310	
129-00-0	Pyrene		240	J
56-55-3	Benzo(a)anthracene		110	J
218-01-9	Chrysene		130	J
205-99-2	Benzo(b)fluoranthene		140	J
207-08-9	Benzo(k)fluoranthene		300	U
50-32-8	Benzo(a)pyrene		100	J
193-39-5	Indeno(1,2,3-cd)pyrene		300	U
53-70-3	Dibenzo(a,h)anthracene		300	U
191-24-2	Benzo(g,h,i)perylene		60	J

(1) Cannot be separated from Diphenylamine

**PRELIMINARY**  
SOM01.2 (6/2007)

1D - FORM I SV-1  
SEMIVOLATILE ORGANICS ANALYSIS DATA SHEET

EPA SAMPLE NO.

E3P56RE

Lab Name: MITKEM LABORATORIES Contract: EP-W-05-030  
 Lab Code: MITKEM Case No.: 38947 Mod. Ref No.: 1760.0 SDG No.: E3P41  
 Matrix: (SOIL/SED/WATER) SOIL Lab Sample ID: H1785-16ARA  
 Sample wt/vol: 30.3 (g/mL) G Lab File ID: S4D6122.D  
 Level: (LOW/MED) LOW Extraction: (Type) SONC  
 % Moisture: 43 Decanted: (Y/N) N Date Received: 09/16/2009  
 Concentrated Extract Volume: 500 (uL) Date Extracted: 09/16/2009  
 Injection Volume: 2.0 (uL) GPC Factor: 2.00 Date Analyzed: 09/18/2009  
 GPC Cleanup: (Y/N) Y pH: 7.4 Dilution Factor: 1.0

CAS NO.	COMPOUND	CONCENTRATION UNITS:	
		(ug/L or ug/Kg)	UG/KG
91-20-3	Naphthalene	300	U
91-57-6	2-Methylnaphthalene	300	U
208-96-8	Acenaphthylene	300	U
83-32-9	Acenaphthene	300	U

**PRELIMINARY**

SOM01.2 (6/2007)

1E - FORM I SV-2  
SEMIVOLATILE ORGANICS ANALYSIS DATA SHEET

EPA SAMPLE NO.

E3P56RE

Lab Name: MITKEM LABORATORIES Contract: EP-W-05-030  
 Lab Code: MITKEM Case No.: 38947 Mod. Ref No.: 1760.0 SDG No.: E3P41  
 Matrix: (SOIL/SED/WATER) SOIL Lab Sample ID: H1785-16ARA  
 Sample wt/vol: 30.3 (g/mL) G Lab File ID: S4D6122.D  
 Level: (LOW/MED) LOW Extraction: (Type) SONC  
 % Moisture: 43 Decanted: (Y/N) N Date Received: 09/16/2009  
 Concentrated Extract Volume: 500 (uL) Date Extracted: 09/16/2009  
 Injection Volume: 2.0 (uL) GPC Factor: 2.00 Date Analyzed: 09/18/2009  
 GPC Cleanup: (Y/N) Y pH: 7.4 Dilution Factor: 1.0

CAS NO.	COMPOUND	CONCENTRATION UNITS:	
		(ug/L or ug/Kg)	UG/KG
86-73-7	Fluorene	300	U
85-01-8	Phenanthrene	180	J
120-12-7	Anthracene	300	U
206-44-0	Fluoranthene	320	
129-00-0	Pyrene	240	J
56-55-3	Benzo(a)anthracene	110	J
218-01-9	Chrysene	130	J
205-99-2	Benzo(b)fluoranthene	140	J
207-08-9	Benzo(k)fluoranthene	64	J
50-32-8	Benzo(a)pyrene	100	J
193-39-5	Indeno(1,2,3-cd)pyrene	300	U
53-70-3	Dibenzo(a,h)anthracene	300	U
191-24-2	Benzo(g,h,i)perylene	61	J

(1) Cannot be separated from Diphenylamine

PRELIMINARY

SOM01.2 (6/2007)

1D - FORM I SV-1  
SEMIVOLATILE ORGANICS ANALYSIS DATA SHEET

EPA SAMPLE NO.

E3P57

Lab Name: MITKEM LABORATORIES Contract: EP-W-05-030  
 Lab Code: MITKEM Case No.: 38947 Mod. Ref No.: 1760.0 SDG No.: E3P41  
 Matrix: (SOIL/SED/WATER) SOIL Lab Sample ID: H1785-17A  
 Sample wt/vol: 30.4 (g/mL) G Lab File ID: S4D6123.D  
 Level: (LOW/MED) LOW Extraction: (Type) SONC  
 % Moisture: 36 Decanted: (Y/N) N Date Received: 09/16/2009  
 Concentrated Extract Volume: 500 (uL) Date Extracted: 09/16/2009  
 Injection Volume: 2.0 (uL) GPC Factor: 2.00 Date Analyzed: 09/18/2009  
 GPC Cleanup: (Y/N) Y pH: 7.3 Dilution Factor: 1.0

CAS NO.	COMPOUND	CONCENTRATION UNITS:	
		(ug/L or ug/Kg)	UG/KG
91-20-3	Naphthalene	260	U
91-57-6	2-Methylnaphthalene	260	U
208-96-8	Acenaphthylene	260	U
83-32-9	Acenaphthene	260	U

**PRELIMINARY**  
SOM01.2 (6/2007)



1E - FORM I SV-2  
SEMIVOLATILE ORGANICS ANALYSIS DATA SHEET

EPA SAMPLE NO.

E3P57

Lab Name: MITKEM LABORATORIES Contract: EP-W-05-030  
 Lab Code: MITKEM Case No.: 38947 Mod. Ref No.: 1760.0 SDG No.: E3P41  
 Matrix: (SOIL/SED/WATER) SOIL Lab Sample ID: H1785-17A  
 Sample wt/vol: 30.4 (g/mL) G Lab File ID: S4D6123.D  
 Level: (LOW/MED) LOW Extraction: (Type) SONC  
 % Moisture: 36 Decanted: (Y/N) N Date Received: 09/16/2009  
 Concentrated Extract Volume: 500 (uL) Date Extracted: 09/16/2009  
 Injection Volume: 2.0 (uL) GPC Factor: 2.00 Date Analyzed: 09/18/2009  
 GPC Cleanup: (Y/N) Y pH: 7.3 Dilution Factor: 1.0

CAS NO.	COMPOUND	CONCENTRATION UNITS:	
		(ug/L or ug/Kg)	UG/KG
86-73-7	Fluorene	260	U
85-01-8	Phenanthrene	260	U
120-12-7	Anthracene	260	U
206-44-0	Fluoranthene	59	J
129-00-0	Pyrene	260	U
56-55-3	Benzo(a)anthracene	260	U
218-01-9	Chrysene	260	U
205-99-2	Benzo(b)fluoranthene	260	U
207-08-9	Benzo(k)fluoranthene	260	U
50-32-8	Benzo(a)pyrene	260	U
193-39-5	Indeno(1,2,3-cd)pyrene	260	U
53-70-3	Dibenzo(a,h)anthracene	260	U
191-24-2	Benzo(g,h,i)perylene	260	U

(1) Cannot be separated from Diphenylamine

PRELIMINARY

SOM01.2 (6/2007)

1D - FORM I SV-1  
SEMIVOLATILE ORGANICS ANALYSIS DATA SHEET

EPA SAMPLE NO.

E3P58

Lab Name: MITKEM LABORATORIES Contract: EP-W-05-030  
 Lab Code: MITKEM Case No.: 38947 Mod. Ref No.: 1760.0 SDG No.: E3P41  
 Matrix: (SOIL/SED/WATER) SOIL Lab Sample ID: H1785-18A  
 Sample wt/vol: 30.5 (g/mL) G Lab File ID: S4D6124.D  
 Level: (LOW/MED) LOW Extraction: (Type) SONC  
 % Moisture: 33 Decanted: (Y/N) N Date Received: 09/16/2009  
 Concentrated Extract Volume: 500 (uL) Date Extracted: 09/16/2009  
 Injection Volume: 2.0 (uL) GPC Factor: 2.00 Date Analyzed: 09/18/2009  
 GPC Cleanup: (Y/N) Y pH: 7.3 Dilution Factor: 1.0

CAS NO.	COMPOUND	CONCENTRATION UNITS:	
		(ug/L or ug/Kg)	UG/KG
91-20-3	Naphthalene	250	U
91-57-6	2-Methylnaphthalene	250	U
208-96-8	Acenaphthylene	250	U
83-32-9	Acenaphthene	250	U

PRELIMINARY

SOM01.2 (6/2007)

1E - FORM I SV-2  
SEMIVOLATILE ORGANICS ANALYSIS DATA SHEET

EPA SAMPLE NO.

E3P58

Lab Name: MITKEM LABORATORIES Contract: EP-W-05-030  
 Lab Code: MITKEM Case No.: 38947 Mod. Ref No.: 1760.0 SDG No.: E3P41  
 Matrix: (SOIL/SED/WATER) SOIL Lab Sample ID: H1785-18A  
 Sample wt/vol: 30.5 (g/mL) G Lab File ID: S4D6124.D  
 Level: (LOW/MED) LOW Extraction: (Type) SONC  
 % Moisture: 33 Decanted: (Y/N) N Date Received: 09/16/2009  
 Concentrated Extract Volume: 500 (uL) Date Extracted: 09/16/2009  
 Injection Volume: 2.0 (uL) GPC Factor: 2.00 Date Analyzed: 09/18/2009  
 GPC Cleanup: (Y/N) Y pH: 7.3 Dilution Factor: 1.0

CAS NO.	COMPOUND	CONCENTRATION UNITS:	
		(ug/L or ug/Kg)	UG/KG
86-73-7	Fluorene	250	U
85-01-8	Phenanthrene	250	U
120-12-7	Anthracene	250	U
206-44-0	Fluoranthene	68	J
129-00-0	Pyrene	55	J
56-55-3	Benzo(a)anthracene	250	U
218-01-9	Chrysene	250	U
205-99-2	Benzo(b)fluoranthene	250	U
207-08-9	Benzo(k)fluoranthene	250	U
50-32-8	Benzo(a)pyrene	250	U
193-39-5	Indeno(1,2,3-cd)pyrene	250	U
53-70-3	Dibenzo(a,h)anthracene	250	U
191-24-2	Benzo(g,h,i)perylene	250	U

(1) Cannot be separated from Diphenylamine

PRELIMINARY

SOM01.2 (6/2007)

1D - FORM I SV-1  
SEMIVOLATILE ORGANICS ANALYSIS DATA SHEET

EPA SAMPLE NO.

E3P59

Lab Name: MITKEM LABORATORIES Contract: EP-W-05-030  
 Lab Code: MITKEM Case No.: 38947 Mod. Ref No.: 1760.0 SDG No.: E3P41  
 Matrix: (SOIL/SED/WATER) SOIL Lab Sample ID: H1785-19A  
 Sample wt/vol: 30.2 (g/mL) G Lab File ID: S4D6125.D  
 Level: (LOW/MED) LOW Extraction: (Type) SONC  
 % Moisture: 31 Decanted: (Y/N) N Date Received: 09/16/2009  
 Concentrated Extract Volume: 500 (uL) Date Extracted: 09/16/2009  
 Injection Volume: 2.0 (uL) GPC Factor: 2.00 Date Analyzed: 09/18/2009  
 GPC Cleanup: (Y/N) Y pH: 7.6 Dilution Factor: .1.0

CAS NO.	COMPOUND	CONCENTRATION UNITS:		Q
		(ug/L or ug/Kg)	UG/KG	
91-20-3	Naphthalene		240	U
91-57-6	2-Methylnaphthalene		240	U
208-96-8	Acenaphthylene		240	U
83-32-9	Acenaphthene		240	U

**PRELIMINARY**  
SOM01.2 (6/2007)

1E - FORM I SV-2  
SEMIVOLATILE ORGANICS ANALYSIS DATA SHEET

EPA SAMPLE NO.

E3P59

Lab Name: MITKEM LABORATORIES Contract: EP-W-05-030  
 Lab Code: MITKEM Case No.: 38947 Mod. Ref No.: 1760.0 SDG No.: E3P41  
 Matrix: (SOIL/SED/WATER) SOIL Lab Sample ID: H1785-19A  
 Sample wt/vol: 30.2 (g/mL) G Lab File ID: S4D6125.D  
 Level: (LOW/MED) LOW Extraction: (Type) SONC  
 % Moisture: 31 Decanted: (Y/N) N Date Received: 09/16/2009  
 Concentrated Extract Volume: 500 (uL) Date Extracted: 09/16/2009  
 Injection Volume: 2.0 (uL) GPC Factor: 2.00 Date Analyzed: 09/18/2009  
 GPC Cleanup: (Y/N) Y pH: 7.6 Dilution Factor: 1.0

CAS NO.	COMPOUND	CONCENTRATION UNITS:	
		(ug/L or ug/Kg)	UG/KG
86-73-7	Fluorene	240	U
85-01-8	Phenanthrene	240	U
120-12-7	Anthracene	240	U
206-44-0	Fluoranthene	240	U
129-00-0	Pyrene	240	U
56-55-3	Benzo(a)anthracene	240	U
218-01-9	Chrysene	240	U
205-99-2	Benzo(b)fluoranthene	240	U
207-08-9	Benzo(k)fluoranthene	240	U
50-32-8	Benzo(a)pyrene	240	U
193-39-5	Indeno(1,2,3-cd)pyrene	240	U
53-70-3	Dibenzo(a,h)anthracene	240	U
191-24-2	Benzo(g,h,i)perylene	240	U

(1) Cannot be separated from Diphenylamine

PRELIMINARY

1D - FORM I SV-1  
SEMIVOLATILE ORGANICS ANALYSIS DATA SHEET

EPA SAMPLE NO.

E3P60

Lab Name: MITKEM LABORATORIES Contract: EP-W-05-030  
 Lab Code: MITKEM Case No.: 38947 Mod. Ref No.: 1760.0 SDG No.: E3P41  
 Matrix: (SOIL/SED/WATER) SOIL Lab Sample ID: H1785-20A  
 Sample wt/vol: 30.1 (g/mL) G Lab File ID: S4D6126.D  
 Level: (LOW/MED) LOW Extraction: (Type) SONC  
 % Moisture: 29 Decanted: (Y/N) N Date Received: 09/16/2009  
 Concentrated Extract Volume: 500 (uL) Date Extracted: 09/16/2009  
 Injection Volume: 2.0 (uL) GPC Factor: 2.00 Date Analyzed: 09/18/2009  
 GPC Cleanup: (Y/N) Y pH: 7.5 Dilution Factor: 1.0

CAS NO.	COMPOUND	CONCENTRATION UNITS:		Q
		(ug/L or ug/Kg)	UG/KG	
91-20-3	Naphthalene		240	U
91-57-6	2-Methylnaphthalene		240	U
208-96-8	Acenaphthylene		240	U
83-32-9	Acenaphthene		240	U

**PRELIMINARY**

SOM01.2 (6/2007)

1E - FORM I SV-2  
SEMIVOLATILE ORGANICS ANALYSIS DATA SHEET

EPA SAMPLE NO.

E3P60

Lab Name: MITKEM LABORATORIES Contract: EP-W-05-030  
 Lab Code: MITKEM Case No.: 38947 Mod. Ref No.: 1760.0 SDG No.: E3P41  
 Matrix: (SOIL/SED/WATER) SOIL Lab Sample ID: H1785-20A  
 Sample wt/vol: 30.1 (g/mL) G Lab File ID: S4D6126.D  
 Level: (LOW/MED) LOW Extraction: (Type) SONC  
 % Moisture: 29 Decanted: (Y/N) N Date Received: 09/16/2009  
 Concentrated Extract Volume: 500 (uL) Date Extracted: 09/16/2009  
 Injection Volume: 2.0 (uL) GPC Factor: 2.00 Date Analyzed: 09/18/2009  
 GPC Cleanup: (Y/N) Y pH: 7.5 Dilution Factor: 1.0

CAS NO.	COMPOUND	CONCENTRATION UNITS:	
		(ug/L or ug/Kg)	UG/KG
86-73-7	Fluorene	240	U
85-01-8	Phenanthrene	240	U
120-12-7	Anthracene	240	U
206-44-0	Fluoranthene	240	U
129-00-0	Pyrene	240	U
56-55-3	Benzo(a)anthracene	240	U
218-01-9	Chrysene	240	U
205-99-2	Benzo(b)fluoranthene	240	U
207-08-9	Benzo(k)fluoranthene	240	U
50-32-8	Benzo(a)pyrene	240	U
193-39-5	Indeno(1,2,3-cd)pyrene	240	U
53-70-3	Dibenzo(a,h)anthracene	240	U
191-24-2	Benzo(g,h,i)perylene	240	U

(1) Cannot be separated from Diphenylamine

**PRELIMINARY**

SOM01.2 (6/2007)

1F - FORM I SV-SIM  
SEMIVOLATILE SIM ORGANICS ANALYSIS DATA SHEET

EPA SAMPLE NO.

E3P41

Lab Name: MITKEM LABORATORIES Contract: EP-W-05-030  
 Lab Code: MITKEM Case No.: 38947 Mod. Ref No.: \_\_\_\_\_ SDG No.: E3P41  
 Matrix: (SOIL/SED/WATER) SOIL Lab Sample ID: H1785-01A  
 Sample wt/vol: 30.3 (g/mL) G Lab File ID: S5A6163.D  
 Extraction: (Type) SONC  
 % Moisture: 26 Decanted: (Y/N) N Date Received: 09/16/2009  
 Concentrated Extract Volume: 500 (uL) Date Extracted: 09/16/2009  
 Injection Volume: 2.0 (uL) GPC Factor: 2.00 Date Analyzed: 09/20/2009  
 GPC Cleanup: (Y/N) Y pH: 7.3 Dilution Factor: 1.0

CAS NO.	COMPOUND	CONCENTRATION UNITS:		Q
		(ug/L or ug/Kg)	UG/KG	
91-20-3	Naphthalene		66	E
91-57-6	2-Methylnaphthalene		42	
208-96-8	Acenaphthylene		64	E
83-32-9	Acenaphthene		61	E
86-73-7	Fluorene		60	E
85-01-8	Phenanthrene		490	E
120-12-7	Anthracene		130	E
206-44-0	Fluoranthene		530	E
129-00-0	Pyrene		760	E
56-55-3	Benzo(a)anthracene		850	E
218-01-9	Chrysene		840	E
205-99-2	Benzo(b)fluoranthene		1300	E
207-08-9	Benzo(k)fluoranthene		440	E
50-32-8	Benzo(a)pyrene		930	E
193-39-5	Indeno(1,2,3-cd)pyrene		480	E
53-70-3	Dibenzo(a,h)anthracene		160	E
191-24-2	Benzo(g,h,i)perylene		540	E

PRELIMINARY



1F - FORM I SV-SIM  
SEMIVOLATILE SIM ORGANICS ANALYSIS DATA SHEET

EPA SAMPLE NO.

E3P42

Lab Name: MITKEM LABORATORIES Contract: EP-W-05-030  
 Lab Code: MITKEM Case No.: 38947 Mod. Ref No.:                      SDG No.: E3P41  
 Matrix: (SOIL/SED/WATER) SOIL Lab Sample ID: H1785-02A  
 Sample wt/vol: 30.0 (g/mL) G Lab File ID: S5A6164.D  
 Extraction: (Type) SONC  
 % Moisture: 22 Decanted: (Y/N) N Date Received: 09/16/2009  
 Concentrated Extract Volume: 500 (uL) Date Extracted: 09/16/2009  
 Injection Volume: 2.0 (uL) GPC Factor: 2.00 Date Analyzed: 09/20/2009  
 GPC Cleanup: (Y/N) Y pH: 7.5 Dilution Factor: 1.0

CAS NO.	COMPOUND	CONCENTRATION UNITS:		Q
		(ug/L or ug/Kg)	UG/KG	
91-20-3	Naphthalene		84	E
91-57-6	2-Methylnaphthalene		35	
208-96-8	Acenaphthylene		32	
83-32-9	Acenaphthene		36	
86-73-7	Fluorene		28	
85-01-8	Phenanthrene		340	E
120-12-7	Anthracene		95	E
206-44-0	Fluoranthene		500	E
129-00-0	Pyrene		480	E
56-55-3	Benzo(a)anthracene		320	E
218-01-9	Chrysene		320	E
205-99-2	Benzo(b)fluoranthene		410	E
207-08-9	Benzo(k)fluoranthene		180	E
50-32-8	Benzo(a)pyrene		300	E
193-39-5	Indeno(1,2,3-cd)pyrene		160	E
53-70-3	Dibenzo(a,h)anthracene		38	
191-24-2	Benzo(g,h,i)perylene		100	E

PRELIMINARY

1F - FORM I SV-SIM  
SEMIVOLATILE SIM ORGANICS ANALYSIS DATA SHEET

EPA SAMPLE NO.

E3P43

Lab Name: MITKEM LABORATORIES Contract: EP-W-05-030  
 Lab Code: MITKEM Case No.: 38947 Mod. Ref No.:                      SDG No.: E3P41  
 Matrix: (SOIL/SED/WATER) SOIL Lab Sample ID: H1785-03A  
 Sample wt/vol: 30.2 (g/mL) G Lab File ID: S5A6165.D  
 Extraction: (Type) SONC  
 % Moisture: 26 Decanted: (Y/N) N Date Received: 09/16/2009  
 Concentrated Extract Volume: 500 (uL) Date Extracted: 09/16/2009  
 Injection Volume: 2.0 (uL) GPC Factor: 2.00 Date Analyzed: 09/20/2009  
 GPC Cleanup: (Y/N) Y pH: 7.7 Dilution Factor: 1.0

CAS NO.	COMPOUND	CONCENTRATION UNITS:		Q
		(ug/L or ug/Kg)	UG/KG	
91-20-3	Naphthalene		4.4	U
91-57-6	2-Methylnaphthalene		4.4	U
208-96-8	Acenaphthylene		4.4	U
83-32-9	Acenaphthene		4.4	U
86-73-7	Fluorene		4.4	U
85-01-8	Phenanthrene		13	
120-12-7	Anthracene		4.4	U
206-44-0	Fluoranthene		16	
129-00-0	Pyrene		15	
56-55-3	Benzo(a)anthracene		6.7	
218-01-9	Chrysene		7.3	
205-99-2	Benzo(b)fluoranthene		8.5	
207-08-9	Benzo(k)fluoranthene		4.4	U
50-32-8	Benzo(a)pyrene		4.4	U
193-39-5	Indeno(1,2,3-cd)pyrene		4.4	U
53-70-3	Dibenzo(a,h)anthracene		4.4	U
191-24-2	Benzo(g,h,i)perylene		4.4	U

PRELIMINARY

1F - FORM I SV-SIM  
SEMIVOLATILE SIM ORGANICS ANALYSIS DATA SHEET

EPA SAMPLE NO.

E3P44

Lab Name: MITKEM LABORATORIES Contract: EP-W-05-030  
 Lab Code: MITKEM Case No.: 38947 Mod. Ref No.:                      SDG No.: E3P41  
 Matrix: (SOIL/SED/WATER) SOIL Lab Sample ID: H1785-04A  
 Sample wt/vol: 30.1 (g/mL) G Lab File ID: S5A6085.D  
 Extraction: (Type) SONC  
 % Moisture: 42 Decanted: (Y/N) N Date Received: 09/16/2009  
 Concentrated Extract Volume: 500 (uL) Date Extracted: 09/16/2009  
 Injection Volume: 2.0 (uL) GPC Factor: 2.00 Date Analyzed: 09/17/2009  
 GPC Cleanup: (Y/N) Y pH: 7.5 Dilution Factor: 8.0

CAS NO.	COMPOUND	CONCENTRATION UNITS:		Q
		(ug/L or ug/Kg)	UG/KG	
91-20-3	Naphthalene		730	E
91-57-6	2-Methylnaphthalene		390	
208-96-8	Acenaphthylene		270	
83-32-9	Acenaphthene		690	E
86-73-7	Fluorene		860	E
85-01-8	Phenanthrene		7100	E
120-12-7	Anthracene		1800	E
206-44-0	Fluoranthene		11000	E
129-00-0	Pyrene		6100	E
56-55-3	Benzo(a)anthracene		4100	E
218-01-9	Chrysene		3800	E
205-99-2	Benzo(b)fluoranthene		4300	E
207-08-9	Benzo(k)fluoranthene		1800	E
50-32-8	Benzo(a)pyrene		3400	E
193-39-5	Indeno(1,2,3-cd)pyrene		1800	E
53-70-3	Dibenzo(a,h)anthracene		510	E
191-24-2	Benzo(g,h,i)perylene		2000	E

PRELIMINARY

1F - FORM I SV-SIM  
SEMIVOLATILE SIM ORGANICS ANALYSIS DATA SHEET

EPA SAMPLE NO.

E3P45

Lab Name: MITKEM LABORATORIES Contract: EP-W-05-030  
 Lab Code: MITKEM Case No.: 38947 Mod. Ref No.: \_\_\_\_\_ SDG No.: E3P41  
 Matrix: (SOIL/SED/WATER) SOIL Lab Sample ID: H1785-05A  
 Sample wt/vol: 30.2 (g/mL) G Lab File ID: S5A6086.D  
 Extraction: (Type) SONC  
 % Moisture: 41 Decanted: (Y/N) N Date Received: 09/16/2009  
 Concentrated Extract Volume: 500 (uL) Date Extracted: 09/16/2009  
 Injection Volume: 2.0 (uL) GPC Factor: 2.00 Date Analyzed: 09/17/2009  
 GPC Cleanup: (Y/N) Y pH: 7.5 Dilution Factor: 8.0

CAS NO.	COMPOUND	CONCENTRATION UNITS:		Q
		(ug/L or ug/Kg)	UG/KG	
91-20-3	Naphthalene		1100	E
91-57-6	2-Methylnaphthalene		340	
208-96-8	Acenaphthylene		290	
83-32-9	Acenaphthene		550	E
86-73-7	Fluorene		790	E
85-01-8	Phenanthrene		8700	E
120-12-7	Anthracene		2200	E
206-44-0	Fluoranthene		14000	E
129-00-0	Pyrene		6600	E
56-55-3	Benzo(a)anthracene		4700	E
218-01-9	Chrysene		4300	E
205-99-2	Benzo(b)fluoranthene		4700	E
207-08-9	Benzo(k)fluoranthene		1900	E
50-32-8	Benzo(a)pyrene		3700	E
193-39-5	Indeno(1,2,3-cd)pyrene		2000	E
53-70-3	Dibenzo(a,h)anthracene		670	E
191-24-2	Benzo(g,h,i)perylene		2300	E

PRELIMINARY

1F - FORM I SV-SIM  
SEMIVOLATILE SIM ORGANICS ANALYSIS DATA SHEET

EPA SAMPLE NO.

E3P46

Lab Name: MITKEM LABORATORIES Contract: EP-W-05-030  
 Lab Code: MITKEM Case No.: 38947 Mod. Ref No.:                      SDG No.: E3P41  
 Matrix: (SOIL/SED/WATER) SOIL Lab Sample ID: H1785-06A  
 Sample wt/vol: 30.4 (g/mL) G Lab File ID: S5A6166.D  
 Extraction: (Type) SONC  
 % Moisture: 25 Decanted: (Y/N) N Date Received: 09/16/2009  
 Concentrated Extract Volume: 500 (uL) Date Extracted: 09/16/2009  
 Injection Volume: 2.0 (uL) GPC Factor: 2.00 Date Analyzed: 09/20/2009  
 GPC Cleanup: (Y/N) Y pH: 7.7 Dilution Factor: 1.0

CAS NO.	COMPOUND	CONCENTRATION UNITS:		Q
		(ug/L or ug/Kg)	UG/KG	
91-20-3	Naphthalene		21	
91-57-6	2-Methylnaphthalene		16	
208-96-8	Acenaphthylene		9.1	
83-32-9	Acenaphthene		11	
86-73-7	Fluorene		12	
85-01-8	Phenanthrene		150	E
120-12-7	Anthracene		41	
206-44-0	Fluoranthene		210	E
129-00-0	Pyrene		180	E
56-55-3	Benzo (a) anthracene		110	E
218-01-9	Chrysene		110	E
205-99-2	Benzo (b) fluoranthene		130	E
207-08-9	Benzo (k) fluoranthene		54	E
50-32-8	Benzo (a) pyrene		100	E
193-39-5	Indeno (1,2,3-cd) pyrene		52	E
53-70-3	Dibenzo (a,h) anthracene		13	
191-24-2	Benzo (g,h,i) perylene		58	E

PRELIMINARY

1F - FORM I SV-SIM  
SEMIVOLATILE SIM ORGANICS ANALYSIS DATA SHEET

EPA SAMPLE NO.

E3P47

Lab Name: MITKEM LABORATORIES Contract: EP-W-05-030  
 Lab Code: MITKEM Case No.: 38947 Mod. Ref No.:                      SDG No.: E3P41  
 Matrix: (SOIL/SED/WATER) SOIL Lab Sample ID: H1785-07A  
 Sample wt/vol: 30.4 (g/mL) G Lab File ID: S5A6167.D  
 Extraction: (Type) SONC  
 % Moisture: 36 Decanted: (Y/N) N Date Received: 09/16/2009  
 Concentrated Extract Volume: 500 (uL) Date Extracted: 09/16/2009  
 Injection Volume: 2.0 (uL) GPC Factor: 2.00 Date Analyzed: 09/20/2009  
 GPC Cleanup: (Y/N) Y pH: 7.0 Dilution Factor: 1.0

CAS NO.	COMPOUND	CONCENTRATION UNITS:		Q
		(ug/L or ug/Kg)	UG/KG	
91-20-3	Naphthalene		11	
91-57-6	2-Methylnaphthalene		10	
208-96-8	Acenaphthylene		6.2	
83-32-9	Acenaphthene		5.1	U
86-73-7	Fluorene		8.1	
85-01-8	Phenanthrene		100	E
120-12-7	Anthracene		28	
206-44-0	Fluoranthene		120	E
129-00-0	Pyrene		95	E
56-55-3	Benzo(a)anthracene		56	E
218-01-9	Chrysene		53	E
205-99-2	Benzo(b)fluoranthene		54	E
207-08-9	Benzo(k)fluoranthene		26	
50-32-8	Benzo(a)pyrene		50	
193-39-5	Indeno(1,2,3-cd)pyrene		24	
53-70-3	Dibenzo(a,h)anthracene		6.1	
191-24-2	Benzo(g,h,i)perylene		28	

PRELIMINARY

1F - FORM I SV-SIM  
SEMIVOLATILE SIM ORGANICS ANALYSIS DATA SHEET

EPA SAMPLE NO.

E3P48

Lab Name: MITKEM LABORATORIES Contract: EP-W-05-030  
 Lab Code: MITKEM Case No.: 38947 Mod. Ref No.:                      SDG No.: E3P41  
 Matrix: (SOIL/SED/WATER) SOIL Lab Sample ID: H1785-08A  
 Sample wt/vol: 30.5 (g/mL) G Lab File ID: S5A6168.D  
 Extraction: (Type) SONC  
 % Moisture: 33 Decanted: (Y/N) N Date Received: 09/16/2009  
 Concentrated Extract Volume: 500 (uL) Date Extracted: 09/16/2009  
 Injection Volume: 2.0 (uL) GPC Factor: 2.00 Date Analyzed: 09/20/2009  
 GPC Cleanup: (Y/N) Y pH: 7.6 Dilution Factor: 1.0

CAS NO.	COMPOUND	CONCENTRATION UNITS:		Q
		(ug/L or ug/Kg)	UG/KG	
91-20-3	Naphthalene		4.8	U
91-57-6	2-Methylnaphthalene		4.8	U
208-96-8	Acenaphthylene		4.8	U
83-32-9	Acenaphthene		4.8	U
86-73-7	Fluorene		4.8	U
85-01-8	Phenanthrene		17	
120-12-7	Anthracene		5.2	
206-44-0	Fluoranthene		22	
129-00-0	Pyrene		18	
56-55-3	Benzo(a)anthracene		7.5	
218-01-9	Chrysene		12	
205-99-2	Benzo(b)fluoranthene		13	
207-08-9	Benzo(k)fluoranthene		5.0	
50-32-8	Benzo(a)pyrene		9.2	
193-39-5	Indeno(1,2,3-cd)pyrene		5.2	
53-70-3	Dibenzo(a,h)anthracene		4.8	U
191-24-2	Benzo(g,h,i)perylene		7.2	

PRELIMINARY

SOM01.2 (6/2007)

1F - FORM I SV-SIM  
SEMIVOLATILE SIM ORGANICS ANALYSIS DATA SHEET

EPA SAMPLE NO.

E3P49

Lab Name: MITKEM LABORATORIES Contract: EP-W-05-030  
 Lab Code: MITKEM Case No.: 38947 Mod. Ref No.: SDG No.: E3P41  
 Matrix: (SOIL/SED/WATER) SOIL Lab Sample ID: H1785-09A  
 Sample wt/vol: 30.0 (g/mL) G Lab File ID: S5A6090.D  
 Extraction: (Type) SONC  
 % Moisture: 42 Decanted: (Y/N) N Date Received: 09/16/2009  
 Concentrated Extract Volume: 500 (uL) Date Extracted: 09/16/2009  
 Injection Volume: 2.0 (uL) GPC Factor: 2.00 Date Analyzed: 09/17/2009  
 GPC Cleanup: (Y/N) Y pH: 7.2 Dilution Factor: 8.0

CAS NO.	COMPOUND	CONCENTRATION UNITS:		Q
		(ug/L or ug/Kg)	UG/KG	
91-20-3	Naphthalene		170	
91-57-6	2-Methylnaphthalene		330	
208-96-8	Acenaphthylene		340	
83-32-9	Acenaphthene		1100	E
86-73-7	Fluorene		1500	E
85-01-8	Phenanthrene		20000	E
120-12-7	Anthracene		3600	E
206-44-0	Fluoranthene		27000	E
129-00-0	Pyrene		11000	E
56-55-3	Benzo (a) anthracene		9300	E
218-01-9	Chrysene		7700	E
205-99-2	Benzo (b) fluoranthene		11000	E
207-08-9	Benzo (k) fluoranthene		4500	E
50-32-8	Benzo (a) pyrene		8000	E
193-39-5	Indeno (1, 2, 3-cd) pyrene		5000	E
53-70-3	Dibenzo (a, h) anthracene		1600	E
191-24-2	Benzo (g, h, i) perylene		5400	E

PRELIMINARY



1F - FORM I SV-SIM  
SEMIVOLATILE SIM ORGANICS ANALYSIS DATA SHEET

EPA SAMPLE NO.

E3P50

Lab Name: MITKEM LABORATORIES Contract: EP-W-05-030  
 Lab Code: MITKEM Case No.: 38947 Mod. Ref No.:                      SDG No.: E3P41  
 Matrix: (SOIL/SED/WATER) SOIL Lab Sample ID: H1785-10A  
 Sample wt/vol: 30.2 (g/mL) G Lab File ID: S5A6091.D  
 Extraction: (Type) SONC  
 % Moisture: 40 Decanted: (Y/N) N Date Received: 09/16/2009  
 Concentrated Extract Volume: 500 (uL) Date Extracted: 09/16/2009  
 Injection Volume: 2.0 (uL) GPC Factor: 2.00 Date Analyzed: 09/17/2009  
 GPC Cleanup: (Y/N) Y pH: 7.3 Dilution Factor: 8.0

CAS NO.	COMPOUND	CONCENTRATION UNITS:		Q
		(ug/L or ug/Kg)	UG/KG	
91-20-3	Naphthalene		170	
91-57-6	2-Methylnaphthalene		680	E
208-96-8	Acenaphthylene		600	E
83-32-9	Acenaphthene		2000	E
86-73-7	Fluorene		3000	E
85-01-8	Phenanthrene		46000	E
120-12-7	Anthracene		10000	E
206-44-0	Fluoranthene		53000	E
129-00-0	Pyrene		14000	E
56-55-3	Benzo (a) anthracene		16000	E
218-01-9	Chrysene		12000	E
205-99-2	Benzo (b) fluoranthene		16000	E
207-08-9	Benzo (k) fluoranthene		6000	E
50-32-8	Benzo (a) pyrene		11000	E
193-39-5	Indeno (1,2,3-cd) pyrene		6700	E
53-70-3	Dibenzo (a,h) anthracene		2200	E
191-24-2	Benzo (g,h,i) perylene		6900	E

PRELIMINARY

1F - FORM I SV-SIM  
SEMIVOLATILE SIM ORGANICS ANALYSIS DATA SHEET

EPA SAMPLE NO.

E3P51

Lab Name: MITKEM LABORATORIES Contract: EP-W-05-030  
 Lab Code: MITKEM Case No.: 38947 Mod. Ref No.: \_\_\_\_\_ SDG No.: E3P41  
 Matrix: (SOIL/SED/WATER) SOIL Lab Sample ID: H1785-11A  
 Sample wt/vol: 30.1 (g/mL) G Lab File ID: S5A6092.D  
 Extraction: (Type) SONC  
 % Moisture: 35 Decanted: (Y/N) N Date Received: 09/16/2009  
 Concentrated Extract Volume: 500 (uL) Date Extracted: 09/16/2009  
 Injection Volume: 2.0 (uL) GPC Factor: 2.00 Date Analyzed: 09/17/2009  
 GPC Cleanup: (Y/N) Y pH: 7.7 Dilution Factor: 8.0

CAS NO.	COMPOUND	CONCENTRATION UNITS: (ug/L or ug/Kg)	UG/KG	Q
91-20-3	Naphthalene		180	
91-57-6	2-Methylnaphthalene		310	
208-96-8	Acenaphthylene		780	E
83-32-9	Acenaphthene		850	E
86-73-7	Fluorene		1700	E
85-01-8	Phenanthrene		28000	E
120-12-7	Anthracene		5600	E
206-44-0	Fluoranthene		37000	E
129-00-0	Pyrene		12000	E
56-55-3	Benzo (a) anthracene		8600	E
218-01-9	Chrysene		9800	E
205-99-2	Benzo (b) fluoranthene		11000	E
207-08-9	Benzo (k) fluoranthene		5000	E
50-32-8	Benzo (a) pyrene		8000	E
193-39-5	Indeno (1, 2, 3-cd) pyrene		5000	E
53-70-3	Dibenzo (a, h) anthracene		1700	E
191-24-2	Benzo (g, h, i) perylene		5300	E

PRELIMINARY

SOM01.2 (6/2007)

1F - FORM I SV-SIM  
SEMIVOLATILE SIM ORGANICS ANALYSIS DATA SHEET

EPA SAMPLE NO.

E3P53

Lab Name: MITKEM LABORATORIES Contract: EP-W-05-030  
 Lab Code: MITKEM Case No.: 38947 Mod. Ref No.: \_\_\_\_\_ SDG No.: E3P41  
 Matrix: (SOIL/SED/WATER) SOIL Lab Sample ID: H1785-13A  
 Sample wt/vol: 30.4 (g/mL) G Lab File ID: S5A6094.D  
 Extraction: (Type) SONC  
 % Moisture: 36 Decanted: (Y/N) N Date Received: 09/16/2009  
 Concentrated Extract Volume: 500 (uL) Date Extracted: 09/16/2009  
 Injection Volume: 2.0 (uL) GPC Factor: 2.00 Date Analyzed: 09/17/2009  
 GPC Cleanup: (Y/N) Y pH: 8.0 Dilution Factor: 8.0

CAS NO.	COMPOUND	CONCENTRATION UNITS:		Q
		(ug/L or ug/Kg)	UG/KG	
91-20-3	Naphthalene		600	E
91-57-6	2-Methylnaphthalene		400	
208-96-8	Acenaphthylene		270	
83-32-9	Acenaphthene		1100	E
86-73-7	Fluorene		1400	E
85-01-8	Phenanthrene		13000	E
120-12-7	Anthracene		3400	E
206-44-0	Fluoranthene		14000	E
129-00-0	Pyrene		8500	E
56-55-3	Benzo (a) anthracene		5800	E
218-01-9	Chrysene		5200	E
205-99-2	Benzo (b) fluoranthene		6000	E
207-08-9	Benzo (k) fluoranthene		2200	E
50-32-8	Benzo (a) pyrene		4600	E
193-39-5	Indeno (1,2,3-cd) pyrene		2300	E
53-70-3	Dibenzo (a,h) anthracene		790	E
191-24-2	Benzo (g,h,i) perylene		2500	E

**PRELIMINARY**

SOM01.2 (6/2007)

1F - FORM I SV-SIM  
SEMIVOLATILE SIM ORGANICS ANALYSIS DATA SHEET

EPA SAMPLE NO.

E3P53MS

Lab Name: MITKEM LABORATORIES Contract: EP-W-05-030  
 Lab Code: MITKEM Case No.: 38947 Mod. Ref No.:                      SDG No.: E3P41  
 Matrix: (SOIL/SED/WATER) SOIL Lab Sample ID: H1785-13AMS  
 Sample wt/vol: 30.2 (g/mL) G Lab File ID: S5A6095.D  
 Extraction: (Type) SONC  
 % Moisture: 36 Decanted: (Y/N) N Date Received: 09/16/2009  
 Concentrated Extract Volume: 500 (uL) Date Extracted: 09/16/2009  
 Injection Volume: 2.0 (uL) GPC Factor: 2.00 Date Analyzed: 09/17/2009  
 GPC Cleanup: (Y/N) Y pH: 8.0 Dilution Factor: 8.0

CAS NO.	COMPOUND	CONCENTRATION UNITS:		Q
		(ug/L or ug/Kg)	UG/KG	
91-20-3	Naphthalene		350	
91-57-6	2-Methylnaphthalene		290	
208-96-8	Acenaphthylene		260	
83-32-9	Acenaphthene		940	E
86-73-7	Fluorene		1200	E
85-01-8	Phenanthrene		8300	E
120-12-7	Anthracene		2200	E
206-44-0	Fluoranthene		11000	E
129-00-0	Pyrene		7600	E
56-55-3	Benzo (a) anthracene		4900	E
218-01-9	Chrysene		4400	E
205-99-2	Benzo (b) fluoranthene		5400	E
207-08-9	Benzo (k) fluoranthene		2100	E
50-32-8	Benzo (a) pyrene		3800	E
193-39-5	Indeno (1, 2, 3-cd) pyrene		2100	E
53-70-3	Dibenzo (a, h) anthracene		690	E
191-24-2	Benzo (g, h, i) perylene		2200	E

**PRELIMINARY**  
SOM01.2 (6/2007)

1F - FORM I SV-SIM  
SEMIVOLATILE SIM ORGANICS ANALYSIS DATA SHEET

EPA SAMPLE NO.

E3P53MSD

Lab Name: MITKEM LABORATORIES Contract: EP-W-05-030  
 Lab Code: MITKEM Case No.: 38947 Mod. Ref No.: \_\_\_\_\_ SDG No.: E3P41  
 Matrix: (SOIL/SED/WATER) SOIL Lab Sample ID: H1785-13AMSD  
 Sample wt/vol: 30.1 (g/mL) G Lab File ID: S5A6116.D  
 Extraction: (Type) SONC  
 % Moisture: 36 Decanted: (Y/N) N Date Received: 09/16/2009  
 Concentrated Extract Volume: 500 (uL) Date Extracted: 09/16/2009  
 Injection Volume: 2.0 (uL) GPC Factor: 2.00 Date Analyzed: 09/18/2009  
 GPC Cleanup: (Y/N) Y pH: 8.0 Dilution Factor: 8.0

CAS NO.	COMPOUND	CONCENTRATION UNITS:		Q
		(ug/L or ug/Kg)	UG/KG	
91-20-3	Naphthalene		350	
91-57-6	2-Methylnaphthalene		280	
208-96-8	Acenaphthylene		240	
83-32-9	Acenaphthene		940	E
86-73-7	Fluorene		1200	E
85-01-8	Phenanthrene		8300	E
120-12-7	Anthracene		2300	E
206-44-0	Fluoranthene		12000	E
129-00-0	Pyrene		7200	E
56-55-3	Benzo (a) anthracene		4400	E
218-01-9	Chrysene		4300	E
205-99-2	Benzo (b) fluoranthene		5300	E
207-08-9	Benzo (k) fluoranthene		2500	E
50-32-8	Benzo (a) pyrene		4000	E
193-39-5	Indeno (1,2,3-cd) pyrene		2100	E
53-70-3	Dibenzo (a,h) anthracene		700	E
191-24-2	Benzo (g,h,i) perylene		2300	E

PRELIMINARY

SOM01.2 (6/2007)

1F - FORM I SV-SIM  
SEMIVOLATILE SIM ORGANICS ANALYSIS DATA SHEET

EPA SAMPLE NO.

E3P54

Lab Name: MITKEM LABORATORIES Contract: EP-W-05-030  
 Lab Code: MITKEM Case No.: 38947 Mod. Ref No.: \_\_\_\_\_ SDG No.: E3P41  
 Matrix: (SOIL/SED/WATER) SOIL Lab Sample ID: H1785-14A  
 Sample wt/vol: 30.0 (g/mL) G Lab File ID: S5A6098.D  
 Extraction: (Type) SONC  
 % Moisture: 38 Decanted: (Y/N) N Date Received: 09/16/2009  
 Concentrated Extract Volume: 500 (uL) Date Extracted: 09/16/2009  
 Injection Volume: 2.0 (uL) GPC Factor: 2.00 Date Analyzed: 09/18/2009  
 GPC Cleanup: (Y/N) Y pH: 7.7 Dilution Factor: 1.0

CAS NO.	COMPOUND	CONCENTRATION UNITS:	
		(ug/L or ug/Kg)	UG/KG
91-20-3	Naphthalene	240	E
91-57-6	2-Methylnaphthalene	170	E
208-96-8	Acenaphthylene	140	E
83-32-9	Acenaphthene	540	E
86-73-7	Fluorene	690	E
85-01-8	Phenanthrene	3400	E
120-12-7	Anthracene	1300	E
206-44-0	Fluoranthene	4600	E
129-00-0	Pyrene	5300	E
56-55-3	Benzo(a)anthracene	4000	E
218-01-9	Chrysene	2500	E
205-99-2	Benzo(b)fluoranthene	2600	E
207-08-9	Benzo(k)fluoranthene	1200	E
50-32-8	Benzo(a)pyrene	2400	E
193-39-5	Indeno(1,2,3-cd)pyrene	1500	E
53-70-3	Dibenzo(a,h)anthracene	420	E
191-24-2	Benzo(g,h,i)perylene	1500	E

**PRELIMINARY**

SOM01.2 (6/2007)

1F - FORM I SV-SIM  
SEMIVOLATILE SIM ORGANICS ANALYSIS DATA SHEET

EPA SAMPLE NO.

E3P54DL

Lab Name: MITKEM LABORATORIES Contract: EP-W-05-030  
 Lab Code: MITKEM Case No.: 38947 Mod. Ref No.:                      SDG No.: E3P41  
 Matrix: (SOIL/SED/WATER) SOIL Lab Sample ID: H1785-14ADL  
 Sample wt/vol: 30.0 (g/mL) G Lab File ID: S5A6119.D  
 Extraction: (Type) SONC  
 % Moisture: 38 Decanted: (Y/N) N Date Received: 09/16/2009  
 Concentrated Extract Volume: 500 (uL) Date Extracted: 09/16/2009  
 Injection Volume: 2.0 (uL) GPC Factor: 2.00 Date Analyzed: 09/18/2009  
 GPC Cleanup: (Y/N) Y pH: 7.7 Dilution Factor: 8.0

CAS NO.	COMPOUND	CONCENTRATION UNITS:		Q
		(ug/L or ug/Kg)	UG/KG	
91-20-3	Naphthalene		300	D
91-57-6	2-Methylnaphthalene		210	D
208-96-8	Acenaphthylene		160	D
83-32-9	Acenaphthene		690	DE
86-73-7	Fluorene		860	DE
85-01-8	Phenanthrene		5800	DE
120-12-7	Anthracene		1700	DE
206-44-0	Fluoranthene		7800	DE
129-00-0	Pyrene		5200	DE
56-55-3	Benzo(a)anthracene		2800	DE
218-01-9	Chrysene		2800	DE
205-99-2	Benzo(b)fluoranthene		3000	DE
207-08-9	Benzo(k)fluoranthene		1300	DE
50-32-8	Benzo(a)pyrene		2600	DE
193-39-5	Indeno(1,2,3-cd)pyrene		1300	DE
53-70-3	Dibenzo(a,h)anthracene		440	DE
191-24-2	Benzo(g,h,i)perylene		1500	DE

**PRELIMINARY**

SOM01.2 (6/2007)

1F - FORM I SV-SIM  
SEMIVOLATILE SIM ORGANICS ANALYSIS DATA SHEET

EPA SAMPLE NO.

E3P55

Lab Name: MITKEM LABORATORIES Contract: EP-W-05-030  
 Lab Code: MITKEM Case No.: 38947 Mod. Ref No.:                      SDG No.: E3P41  
 Matrix: (SOIL/SED/WATER) SOIL Lab Sample ID: H1785-15A  
 Sample wt/vol: 30.0 (g/mL) G Lab File ID: S5A6099.D  
 Extraction: (Type) SONC  
 % Moisture: 16 Decanted: (Y/N) N Date Received: 09/16/2009  
 Concentrated Extract Volume: 500 (uL) Date Extracted: 09/16/2009  
 Injection Volume: 2.0 (uL) GPC Factor: 2.00 Date Analyzed: 09/18/2009  
 GPC Cleanup: (Y/N) Y pH: 7.9 Dilution Factor: 1.0

CAS NO.	COMPOUND	CONCENTRATION UNITS:		Q
		(ug/L or ug/Kg)	UG/KG	
91-20-3	Naphthalene		3.9	U
91-57-6	2-Methylnaphthalene		3.9	U
208-96-8	Acenaphthylene		3.9	U
83-32-9	Acenaphthene		3.9	U
86-73-7	Fluorene		3.9	U
85-01-8	Phenanthrene		19	
120-12-7	Anthracene		4.7	
206-44-0	Fluoranthene		26	
129-00-0	Pyrene		22	
56-55-3	Benzo(a)anthracene		11	
218-01-9	Chrysene		13	
205-99-2	Benzo(b)fluoranthene		13	
207-08-9	Benzo(k)fluoranthene		5.9	
50-32-8	Benzo(a)pyrene		10	
193-39-5	Indeno(1,2,3-cd)pyrene		5.3	
53-70-3	Dibenzo(a,h)anthracene		3.9	U
191-24-2	Benzo(g,h,i)perylene		3.9	U

**PRELIMINARY**



1F - FORM I SV-SIM  
SEMIVOLATILE SIM ORGANICS ANALYSIS DATA SHEET

EPA SAMPLE NO.

E3P55RE

Lab Name: MITKEM LABORATORIES Contract: EP-W-05-030  
 Lab Code: MITKEM Case No.: 38947 Mod. Ref No.:                      SDG No.: E3P41  
 Matrix: (SOIL/SED/WATER) SOIL Lab Sample ID: H1785-15ARA  
 Sample wt/vol: 30.0 (g/mL) G Lab File ID: S5A6113.D  
 Extraction: (Type) SONC  
 % Moisture: 16 Decanted: (Y/N) N Date Received: 09/16/2009  
 Concentrated Extract Volume: 500 (uL) Date Extracted: 09/16/2009  
 Injection Volume: 2.0 (uL) GPC Factor: 2.00 Date Analyzed: 09/18/2009  
 GPC Cleanup: (Y/N) Y pH: 7.9 Dilution Factor: 1.0

CAS NO.	COMPOUND	CONCENTRATION UNITS:		Q
		(ug/L or ug/Kg)	UG/KG	
91-20-3	Naphthalene		3.9	U
91-57-6	2-Methylnaphthalene		3.9	U
208-96-8	Acenaphthylene		3.9	U
83-32-9	Acenaphthene		3.9	U
86-73-7	Fluorene		3.9	U
85-01-8	Phenanthrene		19	
120-12-7	Anthracene		7.3	
206-44-0	Fluoranthene		23	
129-00-0	Pyrene		22	
56-55-3	Benzo(a)anthracene		9.1	
218-01-9	Chrysene		11	
205-99-2	Benzo(b)fluoranthene		13	
207-08-9	Benzo(k)fluoranthene		5.6	
50-32-8	Benzo(a)pyrene		9.5	
193-39-5	Indeno(1,2,3-cd)pyrene		4.6	
53-70-3	Dibenzo(a,h)anthracene		3.9	U
191-24-2	Benzo(g,h,i)perylene		3.9	U

PRELIMINARY

SOM01.2 (6/2007)

1F - FORM I SV-SIM  
SEMIVOLATILE SIM ORGANICS ANALYSIS DATA SHEET

EPA SAMPLE NO.

E3P56

Lab Name: MITKEM LABORATORIES Contract: EP-W-05-030  
 Lab Code: MITKEM Case No.: 38947 Mod. Ref No.: \_\_\_\_\_ SDG No.: E3P41  
 Matrix: (SOIL/SED/WATER) SOIL Lab Sample ID: H1785-16A  
 Sample wt/vol: 30.3 (g/mL) G Lab File ID: S5A6100.D  
 Extraction: (Type) SONC  
 % Moisture: 43 Decanted: (Y/N) N Date Received: 09/16/2009  
 Concentrated Extract Volume: 500 (uL) Date Extracted: 09/16/2009  
 Injection Volume: 2.0 (uL) GPC Factor: 2.00 Date Analyzed: 09/18/2009  
 GPC Cleanup: (Y/N) Y pH: 7.4 Dilution Factor: 1.0

CAS NO.	COMPOUND	CONCENTRATION UNITS:		Q
		(ug/L or ug/Kg)	UG/KG	
91-20-3	Naphthalene		26	
91-57-6	2-Methylnaphthalene		13	
208-96-8	Acenaphthylene		19	
83-32-9	Acenaphthene		37	
86-73-7	Fluorene		30	
85-01-8	Phenanthrene		5.7	U
120-12-7	Anthracene		5.7	U
206-44-0	Fluoranthene		320	E
129-00-0	Pyrene		280	E
56-55-3	Benzo (a) anthracene		160	E
218-01-9	Chrysene		180	E
205-99-2	Benzo (b) fluoranthene		170	E
207-08-9	Benzo (k) fluoranthene		90	E
50-32-8	Benzo (a) pyrene		150	E
193-39-5	Indeno (1,2,3-cd) pyrene		74	E
53-70-3	Dibenzo (a, h) anthracene		21	
191-24-2	Benzo (g, h, i) perylene		82	E

**PRELIMINARY**

SOM01.2 (6/2007)

1F - FORM I SV-SIM  
SEMIVOLATILE SIM ORGANICS ANALYSIS DATA SHEET

EPA SAMPLE NO.

E3P56DL

Lab Name: MITKEM LABORATORIES Contract: EP-W-05-030  
 Lab Code: MITKEM Case No.: 38947 Mod. Ref No.:                      SDG No.: E3P41  
 Matrix: (SOIL/SED/WATER) SOIL Lab Sample ID: H1785-16ADL  
 Sample wt/vol: 30.3 (g/mL) G Lab File ID: S5A6120.D  
 Extraction: (Type) SONC  
 % Moisture: 43 Decanted: (Y/N) N Date Received: 09/16/2009  
 Concentrated Extract Volume: 500 (uL) Date Extracted: 09/16/2009  
 Injection Volume: 2.0 (uL) GPC Factor: 2.00 Date Analyzed: 09/18/2009  
 GPC Cleanup: (Y/N) Y pH: 7.4 Dilution Factor: 8.0

CAS NO.	COMPOUND	CONCENTRATION UNITS:		Q
		(ug/L or ug/Kg)	UG/KG	
91-20-3	Naphthalene		46	U
91-57-6	2-Methylnaphthalene		46	U
208-96-8	Acenaphthylene		46	U
83-32-9	Acenaphthene		53	D
86-73-7	Fluorene		46	U
85-01-8	Phenanthrene		240	D
120-12-7	Anthracene		110	D
206-44-0	Fluoranthene		400	D
129-00-0	Pyrene		280	D
56-55-3	Benzo(a)anthracene		130	D
218-01-9	Chrysene		160	D
205-99-2	Benzo(b)fluoranthene		160	D
207-08-9	Benzo(k)fluoranthene		75	D
50-32-8	Benzo(a)pyrene		140	D
193-39-5	Indeno(1,2,3-cd)pyrene		72	D
53-70-3	Dibenzo(a,h)anthracene		46	U
191-24-2	Benzo(g,h,i)perylene		80	D

**PRELIMINARY**

SOM01.2 (6/2007)

1F - FORM I SV-SIM  
SEMIVOLATILE SIM ORGANICS ANALYSIS DATA SHEET

EPA SAMPLE NO.

E3P57

Lab Name: MITKEM LABORATORIES Contract: EP-W-05-030  
 Lab Code: MITKEM Case No.: 38947 Mod. Ref No.: \_\_\_\_\_ SDG No.: E3P41  
 Matrix: (SOIL/SED/WATER) SOIL Lab Sample ID: H1785-17A  
 Sample wt/vol: 30.4 (g/mL) G Lab File ID: S5A6101.D  
 Extraction: (Type) SONC  
 % Moisture: 36 Decanted: (Y/N) N Date Received: 09/16/2009  
 Concentrated Extract Volume: 500 (uL) Date Extracted: 09/16/2009  
 Injection Volume: 2.0 (uL) GPC Factor: 2.00 Date Analyzed: 09/18/2009  
 GPC Cleanup: (Y/N) Y pH: 7.3 Dilution Factor: 1.0

CAS NO.	COMPOUND	CONCENTRATION UNITS:		Q
		(ug/L or ug/Kg)	UG/KG	
91-20-3	Naphthalene		5.1	U
91-57-6	2-Methylnaphthalene		5.1	U
208-96-8	Acenaphthylene		5.1	U
83-32-9	Acenaphthene		6.4	
86-73-7	Fluorene		5.1	U
85-01-8	Phenanthrene		35	
120-12-7	Anthracene		8.6	
206-44-0	Fluoranthene		60	E
129-00-0	Pyrene		47	
56-55-3	Benzo (a) anthracene		23	
218-01-9	Chrysene		23	
205-99-2	Benzo (b) fluoranthene		30	
207-08-9	Benzo (k) fluoranthene		11	
50-32-8	Benzo (a) pyrene		25	
193-39-5	Indeno (1,2,3-cd) pyrene		13	
53-70-3	Dibenzo (a, h) anthracene		5.1	U
191-24-2	Benzo (g, h, i) perylene		9.2	

**PRELIMINARY**

SOM01.2 (6/2007)

1F - FORM I SV-SIM  
SEMIVOLATILE SIM ORGANICS ANALYSIS DATA SHEET

EPA SAMPLE NO.

E3P57DL

Lab Name: MITKEM LABORATORIES Contract: EP-W-05-030  
 Lab Code: MITKEM Case No.: 38947 Mod. Ref No.:                      SDG No.: E3P41  
 Matrix: (SOIL/SED/WATER) SOIL Lab Sample ID: H1785-17ADL  
 Sample wt/vol: 30.4 (g/mL) G Lab File ID: S5A6117.D  
 Extraction: (Type) S0NC  
 % Moisture: 36 Decanted: (Y/N) N Date Received: 09/16/2009  
 Concentrated Extract Volume: 500 (uL) Date Extracted: 09/16/2009  
 Injection Volume: 2.0 (uL) GPC Factor: 2.00 Date Analyzed: 09/18/2009  
 GPC Cleanup: (Y/N) Y pH: 7.3 Dilution Factor: 2.0

CAS NO.	COMPOUND	CONCENTRATION UNITS:		Q
		(ug/L or ug/Kg)	UG/KG	
91-20-3	Naphthalene		10	U
91-57-6	2-Methylnaphthalene		10	U
208-96-8	Acenaphthylene		10	U
83-32-9	Acenaphthene		10	U
86-73-7	Fluorene		10	U
85-01-8	Phenanthrene		34	D
120-12-7	Anthracene		10	U
206-44-0	Fluoranthene		59	D
129-00-0	Pyrene		43	D
56-55-3	Benzo(a)anthracene		18	D
218-01-9	Chrysene		23	D
205-99-2	Benzo(b)fluoranthene		28	D
207-08-9	Benzo(k)fluoranthene		12	D
50-32-8	Benzo(a)pyrene		22	D
193-39-5	Indeno(1,2,3-cd)pyrene		12	D
53-70-3	Dibenzo(a,h)anthracene		10	U
191-24-2	Benzo(g,h,i)perylene		10	U

**PRELIMINARY**

SOM01.2 (6/2007)

1F - FORM I SV-SIM  
SEMIVOLATILE SIM ORGANICS ANALYSIS DATA SHEET

EPA SAMPLE NO.

E3P58

Lab Name: MITKEM LABORATORIES Contract: EP-W-05-030  
 Lab Code: MITKEM Case No.: 38947 Mod. Ref No.: \_\_\_\_\_ SDG No.: E3P41  
 Matrix: (SOIL/SED/WATER) SOIL Lab Sample ID: H1785-18A  
 Sample wt/vol: 30.5 (g/mL) G Lab File ID: S5A6102.D  
 Extraction: (Type) SONC  
 % Moisture: 33 Decanted: (Y/N) N Date Received: 09/16/2009  
 Concentrated Extract Volume: 500 (uL) Date Extracted: 09/16/2009  
 Injection Volume: 2.0 (uL) GPC Factor: 2.00 Date Analyzed: 09/18/2009  
 GPC Cleanup: (Y/N) Y pH: 7.3 Dilution Factor: 1.0

CAS NO.	COMPOUND	CONCENTRATION UNITS:		Q
		(ug/L or ug/Kg)	UG/KG	
91-20-3	Naphthalene		4.8	U
91-57-6	2-Methylnaphthalene		4.8	U
208-96-8	Acenaphthylene		4.8	U
83-32-9	Acenaphthene		8.2	
86-73-7	Fluorene		5.9	
85-01-8	Phenanthrene		48	
120-12-7	Anthracene		15	
206-44-0	Fluoranthene		72	E
129-00-0	Pyrene		52	E
56-55-3	Benzo(a)anthracene		24	
218-01-9	Chrysene		25	
205-99-2	Benzo(b)fluoranthene		30	
207-08-9	Benzo(k)fluoranthene		12	
50-32-8	Benzo(a)pyrene		30	
193-39-5	Indeno(1,2,3-cd)pyrene		13	
53-70-3	Dibenzo(a,h)anthracene		4.8	U
191-24-2	Benzo(g,h,i)perylene		7.9	

**PRELIMINARY**

SOM01.2 (6/2007)

1F - FORM I SV-SIM  
SEMIVOLATILE SIM ORGANICS ANALYSIS DATA SHEET

EPA SAMPLE NO.

E3P58DL

Lab Name: MITKEM LABORATORIES Contract: EP-W-05-030  
 Lab Code: MITKEM Case No.: 38947 Mod. Ref No.: \_\_\_\_\_ SDG No.: E3P41  
 Matrix: (SOIL/SED/WATER) SOIL Lab Sample ID: H1785-18ADL  
 Sample wt/vol: 30.5 (g/mL) G Lab File ID: S5A6118.D  
 Extraction: (Type) SONC  
 % Moisture: 33 Decanted: (Y/N) N Date Received: 09/16/2009  
 Concentrated Extract Volume: 500 (uL) Date Extracted: 09/16/2009  
 Injection Volume: 2.0 (uL) GPC Factor: 2.00 Date Analyzed: 09/18/2009  
 GPC Cleanup: (Y/N) Y pH: 7.3 Dilution Factor: 2.0

CAS NO.	COMPOUND	CONCENTRATION UNITS:		Q
		(ug/L or ug/Kg)	UG/KG	
91-20-3	Naphthalene		9.7	U
91-57-6	2-Methylnaphthalene		9.7	U
208-96-8	Acenaphthylene		9.7	U
83-32-9	Acenaphthene		11	D
86-73-7	Fluorene		9.7	U
85-01-8	Phenanthrene		51	D
120-12-7	Anthracene		13	D
206-44-0	Fluoranthene		77	D
129-00-0	Pyrene		62	D
56-55-3	Benzo(a)anthracene		28	D
218-01-9	Chrysene		31	D
205-99-2	Benzo(b)fluoranthene		34	D
207-08-9	Benzo(k)fluoranthene		15	D
50-32-8	Benzo(a)pyrene		32	D
193-39-5	Indeno(1,2,3-cd)pyrene		15	D
53-70-3	Dibenzo(a,h)anthracene		9.7	U
191-24-2	Benzo(g,h,i)perylene		9.7	U

**PRELIMINARY**

SOM01.2 (6/2007)

1F - FORM I SV-SIM  
SEMIVOLATILE SIM ORGANICS ANALYSIS DATA SHEET

EPA SAMPLE NO.

E3P59

Lab Name: MITKEM LABORATORIES Contract: EP-W-05-030  
 Lab Code: MITKEM Case No.: 38947 Mod. Ref No.: \_\_\_\_\_ SDG No.: E3P41  
 Matrix: (SOIL/SED/WATER) SOIL Lab Sample ID: H1785-19A  
 Sample wt/vol: 30.2 (g/mL) G Lab File ID: S5A6103.D  
 Extraction: (Type) SONC  
 % Moisture: 31 Decanted: (Y/N) N Date Received: 09/16/2009  
 Concentrated Extract Volume: 500 (uL) Date Extracted: 09/16/2009  
 Injection Volume: 2.0 (uL) GPC Factor: 2.00 Date Analyzed: 09/18/2009  
 GPC Cleanup: (Y/N) Y pH: 7.6 Dilution Factor: 1.0

CAS NO.	COMPOUND	CONCENTRATION UNITS:		Q
		(ug/L or ug/Kg)	UG/KG	
91-20-3	Naphthalene		4.8	U
91-57-6	2-Methylnaphthalene		4.8	U
208-96-8	Acenaphthylene		4.8	U
83-32-9	Acenaphthene		4.8	U
86-73-7	Fluorene		4.8	U
85-01-8	Phenanthrene		25	
120-12-7	Anthracene		8.8	
206-44-0	Fluoranthene		28	
129-00-0	Pyrene		27	
56-55-3	Benzo(a)anthracene		11	
218-01-9	Chrysene		11	
205-99-2	Benzo(b)fluoranthene		13	
207-08-9	Benzo(k)fluoranthene		5.9	
50-32-8	Benzo(a)pyrene		11	
193-39-5	Indeno(1,2,3-cd)pyrene		5.2	
53-70-3	Dibenzo(a,h)anthracene		4.8	U
191-24-2	Benzo(g,h,i)perylene		6.1	

**PRELIMINARY**

SOM01.2 (6/2007)



1F - FORM I SV-SIM  
SEMIVOLATILE SIM ORGANICS ANALYSIS DATA SHEET

EPA SAMPLE NO.

E3P59RE

Lab Name: MITKEM LABORATORIES Contract: EP-W-05-030  
 Lab Code: MITKEM Case No.: 38947 Mod. Ref No.:                      SDG No.: E3P41  
 Matrix: (SOIL/SED/WATER) SOIL Lab Sample ID: H1785-19ARA  
 Sample wt/vol: 30.2 (g/mL) G Lab File ID: S5A6114.D  
 Extraction: (Type) SONC  
 % Moisture: 31 Decanted: (Y/N) N Date Received: 09/16/2009  
 Concentrated Extract Volume: 500 (uL) Date Extracted: 09/16/2009  
 Injection Volume: 2.0 (uL) GPC Factor: 2.00 Date Analyzed: 09/18/2009  
 GPC Cleanup: (Y/N) Y pH: 7.6 Dilution Factor: 1.0

CAS NO.	COMPOUND	CONCENTRATION UNITS:		Q
		(ug/L or ug/Kg)	UG/KG	
91-20-3	Naphthalene		4.8	U
91-57-6	2-Methylnaphthalene		4.8	U
208-96-8	Acenaphthylene		4.8	U
83-32-9	Acenaphthene		4.8	U
86-73-7	Fluorene		4.8	U
85-01-8	Phenanthrene		27	
120-12-7	Anthracene		7.8	
206-44-0	Fluoranthene		31	
129-00-0	Pyrene		27	
56-55-3	Benzo(a)anthracene		10	
218-01-9	Chrysene		12	
205-99-2	Benzo(b)fluoranthene		14	
207-08-9	Benzo(k)fluoranthene		6.0	
50-32-8	Benzo(a)pyrene		12	
193-39-5	Indeno(1,2,3-cd)pyrene		5.2	
53-70-3	Dibenzo(a,h)anthracene		4.8	U
191-24-2	Benzo(g,h,i)perylene		6.3	

**PRELIMINARY**

SOM01.2 (6/2007)

1F - FORM I SV-SIM  
SEMIVOLATILE SIM ORGANICS ANALYSIS DATA SHEET

EPA SAMPLE NO.

E3P60

Lab Name: MITKEM LABORATORIES Contract: EP-W-05-030  
 Lab Code: MITKEM Case No.: 38947 Mod. Ref No.: \_\_\_\_\_ SDG No.: E3P41  
 Matrix: (SOIL/SED/WATER) SOIL Lab Sample ID: H1785-20A  
 Sample wt/vol: 30.1 (g/mL) G Lab File ID: S5A6104.D  
 Extraction: (Type) SONC  
 % Moisture: 29 Decanted: (Y/N) N Date Received: 09/16/2009  
 Concentrated Extract Volume: 500 (uL) Date Extracted: 09/16/2009  
 Injection Volume: 2.0 (uL) GPC Factor: 2.00 Date Analyzed: 09/18/2009  
 GPC Cleanup: (Y/N) Y pH: 7.5 Dilution Factor: 1.0

CAS NO.	COMPOUND	CONCENTRATION UNITS:		Q
		(ug/L or ug/Kg)	UG/KG	
91-20-3	Naphthalene		4.6	U
91-57-6	2-Methylnaphthalene		4.6	U
208-96-8	Acenaphthylene		4.6	U
83-32-9	Acenaphthene		10	
86-73-7	Fluorene		7.4	
85-01-8	Phenanthrene		21	
120-12-7	Anthracene		4.6	U
206-44-0	Fluoranthene		18	
129-00-0	Pyrene		15	
56-55-3	Benzo(a)anthracene		6.6	
218-01-9	Chrysene		7.6	
205-99-2	Benzo(b)fluoranthene		8.9	
207-08-9	Benzo(k)fluoranthene		4.6	U
50-32-8	Benzo(a)pyrene		6.9	
193-39-5	Indeno(1,2,3-cd)pyrene		4.6	U
53-70-3	Dibenzo(a,h)anthracene		4.6	U
191-24-2	Benzo(g,h,i)perylene		4.6	U

**PRELIMINARY**

1F - FORM I SV-SIM  
SEMIVOLATILE SIM ORGANICS ANALYSIS DATA SHEET

EPA SAMPLE NO.

E3P60RE

Lab Name: MITKEM LABORATORIES Contract: EP-W-05-030  
 Lab Code: MITKEM Case No.: 38947 Mod. Ref No.:                      SDG No.: E3P41  
 Matrix: (SOIL/SED/WATER) SOIL Lab Sample ID: H1785-20ARA  
 Sample wt/vol: 30.1 (g/mL) G Lab File ID: S5A6115.D  
 Extraction: (Type) SONC  
 % Moisture: 29 Decanted: (Y/N) N Date Received: 09/16/2009  
 Concentrated Extract Volume: 500 (uL) Date Extracted: 09/16/2009  
 Injection Volume: 2.0 (uL) GPC Factor: 2.00 Date Analyzed: 09/18/2009  
 GPC Cleanup: (Y/N) Y pH: 7.5 Dilution Factor: 1.0

CAS NO.	COMPOUND	CONCENTRATION UNITS:		Q
		(ug/L or ug/Kg)	UG/KG	
91-20-3	Naphthalene		4.6	U
91-57-6	2-Methylnaphthalene		4.6	U
208-96-8	Acenaphthylene		4.6	U
83-32-9	Acenaphthene		9.7	
86-73-7	Fluorene		6.9	
85-01-8	Phenanthrene		21	
120-12-7	Anthracene		6.7	
206-44-0	Fluoranthene		18	
129-00-0	Pyrene		15	
56-55-3	Benzo(a)anthracene		6.2	
218-01-9	Chrysene		8.2	
205-99-2	Benzo(b)fluoranthene		9.8	
207-08-9	Benzo(k)fluoranthene		4.6	U
50-32-8	Benzo(a)pyrene		7.8	
193-39-5	Indeno(1,2,3-cd)pyrene		4.6	U
53-70-3	Dibenzo(a,h)anthracene		4.6	U
191-24-2	Benzo(g,h,i)perylene		4.6	U

**PRELIMINARY**

1H - FORM I ARO  
 AROCLOR ORGANICS ANALYSIS DATA SHEET

EPA SAMPLE NO.

E3P61

Lab Name: MITKEM LABORATORIES Contract: EP-W-05-030  
 Lab Code: MITKEM Case No.: 38947 Mod. Ref No.: SDG No.: E3P61  
 Matrix: (SOIL/SED/WATER) SOIL Lab Sample ID: H1786-01A  
 Sample wt/vol: 30.5 (g/mL) G Lab File ID: E3G6529F.D/E3G6529R.D  
 % Moisture: 43 Decanted: (Y/N) N Date Received: 09/16/2009  
 Extraction: (Type) SONC Date Extracted: 09/17/2009  
 Concentrated Extract Volume: 10000 (uL) Date Analyzed: 09/18/2009  
 Injection Volume: 1.0 (uL) GPC Factor: 1.00 Dilution Factor: 1.0  
 GPC Cleanup: (Y/N) N pH: 7.3 Sulfur Cleanup: (Y/N) Y  
 Acid Cleanup: (Y/N) Y

CAS NO.	COMPOUND	CONCENTRATION UNITS:	
		(ug/L or ug/Kg)	UG/KG
12674-11-2	Aroclor-1016	57	U
11104-28-2	Aroclor-1221	57	U
11141-16-5	Aroclor-1232	57	U
53469-21-9	Aroclor-1242	57	U
12672-29-6	Aroclor-1248	1700	E
11097-69-1	Aroclor-1254	1200	E
11096-82-5	Aroclor-1260	450	
37324-23-5	Aroclor-1262	57	U
11100-14-4	Aroclor-1268	57	U

PRELIMINARY

1H - FORM I ARO  
 AROCLOR ORGANICS ANALYSIS DATA SHEET

EPA SAMPLE NO.

E3P62

Lab Name: MITKEM LABORATORIES Contract: EP-W-05-030  
 Lab Code: MITKEM Case No.: 38947 Mod. Ref No.:                      SDG No.: E3P61  
 Matrix: (SOIL/SED/WATER) SOIL Lab Sample ID: H1786-02A  
 Sample wt/vol: 30.1 (g/mL) G Lab File ID: E3G6530F.D/E3G6530R.D  
 % Moisture: 35 Decanted: (Y/N) N Date Received: 09/16/2009  
 Extraction: (Type) SONC Date Extracted: 09/17/2009  
 Concentrated Extract Volume: 10000 (uL) Date Analyzed: 09/18/2009  
 Injection Volume: 1.0 (uL) GPC Factor: 1.00 Dilution Factor: 1.0  
 GPC Cleanup: (Y/N) N pH: 7.3 Sulfur Cleanup: (Y/N) Y  
 Acid Cleanup: (Y/N) Y

CAS NO.	COMPOUND	CONCENTRATION UNITS:	
		UG/KG (ug/L or ug/Kg)	Q
12674-11-2	Aroclor-1016	51	U
11104-28-2	Aroclor-1221	51	U
11141-16-5	Aroclor-1232	51	U
53469-21-9	Aroclor-1242	51	U
12672-29-6	Aroclor-1248	51	
11097-69-1	Aroclor-1254	150	
11096-82-5	Aroclor-1260	51	U
37324-23-5	Aroclor-1262	51	U
11100-14-4	Aroclor-1268	51	U

PRELIMINARY

1H - FORM I ARO  
 AROCLOR ORGANICS ANALYSIS DATA SHEET

EPA SAMPLE NO.

E3P63

Lab Name: MITKEM LABORATORIES Contract: EP-W-05-030  
 Lab Code: MITKEM Case No.: 38947 Mod. Ref No.:                      SDG No.: E3P61  
 Matrix: (SOIL/SED/WATER) SOIL Lab Sample ID: H1786-03A  
 Sample wt/vol: 30.3 (g/mL) G Lab File ID: E3G6531F.D/E3G6531R.D  
 % Moisture: 38 Decanted: (Y/N) N Date Received: 09/16/2009  
 Extraction: (Type) SONC Date Extracted: 09/17/2009  
 Concentrated Extract Volume: 10000 (uL) Date Analyzed: 09/18/2009  
 Injection Volume: 1.0 (uL) GPC Factor: 1.00 Dilution Factor: 1.0  
 GPC Cleanup: (Y/N) N pH: 7.3 Sulfur Cleanup: (Y/N) Y  
 Acid Cleanup: (Y/N) Y

CAS NO.	COMPOUND	CONCENTRATION UNITS: <u>UG/KG</u> (ug/L or ug/Kg)	<u>Q</u>
12674-11-2	Aroclor-1016	53	U
11104-28-2	Aroclor-1221	53	U
11141-16-5	Aroclor-1232	53	U
53469-21-9	Aroclor-1242	53	U
12672-29-6	Aroclor-1248	53	U
11097-69-1	Aroclor-1254	53	U
11096-82-5	Aroclor-1260	53	U
37324-23-5	Aroclor-1262	53	U
11100-14-4	Aroclor-1268	53	U

PRELIMINARY

1H - FORM I ARO  
 AROCLOR ORGANICS ANALYSIS DATA SHEET

EPA SAMPLE NO.

E3P64

Lab Name: MITKEM LABORATORIES Contract: EP-W-05-030  
 Lab Code: MITKEM Case No.: 38947 Mod. Ref No.:                      SDG No.: E3P61  
 Matrix: (SOIL/SED/WATER) SOIL Lab Sample ID: H1786-04A  
 Sample wt/vol: 30.3 (g/mL) G Lab File ID: E3G6532F.D/E3G6532R.D  
 % Moisture: 29 Decanted: (Y/N) N Date Received: 09/16/2009  
 Extraction: (Type) SONC Date Extracted: 09/17/2009  
 Concentrated Extract Volume: 10000 (uL) Date Analyzed: 09/18/2009  
 Injection Volume: 1.0 (uL) GPC Factor: 1.00 Dilution Factor: 1.0  
 GPC Cleanup: (Y/N) N pH: 7.7 Sulfur Cleanup: (Y/N) Y  
 Acid Cleanup: (Y/N) Y

CAS NO.	COMPOUND	CONCENTRATION UNITS:	
		(ug/L or ug/Kg)	UG/KG
12674-11-2	Aroclor-1016	46	U
11104-28-2	Aroclor-1221	46	U
11141-16-5	Aroclor-1232	46	U
53469-21-9	Aroclor-1242	46	U
12672-29-6	Aroclor-1248	46	U
11097-69-1	Aroclor-1254	46	U
11096-82-5	Aroclor-1260	46	U
37324-23-5	Aroclor-1262	46	U
11100-14-4	Aroclor-1268	46	U

**PRELIMINARY**

10C - FORM X ARO  
IDENTIFICATION SUMMARY  
FOR MULTICOMPONENT ANALYTES

EPA SAMPLE NO.

E3P61

Lab Name: MITKEM LABORATORIES Contract: EP-W-05-030  
 Lab Code: MITKEM Case No.: 38947 Mod. Ref No.: SDG No.: E3P61  
 Lab Sample ID: H1786-01A Date(s) Analyzed: 09/18/2009 09/18/2009  
 Instrument ID (1): E3 Instrument ID (2): E3  
 GC Column(1): CLPPest ID: 0.53 (mm) GC Column(2): CLPPestII ID: 0.53 (MM)

ANALYTE	PEAK	RT	RT WINDOW		CONCENTRATION		%D	
			FROM	TO	PEAK	MEAN		
Aroclor-1248	1	4.681	4.609	4.749	1508.1229	1885.497991		
	2	5.279	5.205	5.345	1862.4571			
	COLUMN 1	3	5.467	5.396	5.536			2285.9140
		4						
		5						
COLUMN 2	1	5.675	5.605	5.745	1488.4690	1727.471419	9.1	
	2	6.002	5.932	6.072	1926.3111			
	3	6.269	6.199	6.339	1767.6341			
	4							
	5							
Aroclor-1254	1	5.871	5.796	5.936	1290.6895	1276.387068		
	2	6.172	6.098	6.238	1492.3026			
	COLUMN 1	3	6.698	6.620	6.760			1046.1691
		4						
		5						
COLUMN 2	1	6.208	6.132	6.272	1110.4811	1204.494839	6.0	
	2	6.758	6.686	6.826	1172.1412			
	3	7.037	6.965	7.105	1330.8622			
	4							
	5							
Aroclor-1260	1	6.397	6.291	6.431	923.2781	483.681154		
	2	7.516	7.430	7.570	233.0134			
	COLUMN 1	3	7.880	7.795	7.936			294.7520
		4						
		5						
COLUMN 2	1	7.728	7.645	7.785	878.9530	451.619059	7.1	
	2	8.587	8.504	8.644	221.2683			
	3	9.101	9.016	9.156	254.6359			
	4							
	5							

At least 3 peaks for each column are required for identification of multicomponent analytes

**PRELIMINARY**



10C - FORM X ARO  
IDENTIFICATION SUMMARY  
FOR MULTICOMPONENT ANALYTES

EPA SAMPLE NO.

E3P62

Lab Name: MITKEM LABORATORIES Contract: EP-W-05-030  
 Lab Code: MITKEM Case No.: 38947 Mod. Ref No.: SDG No.: E3P61  
 Lab Sample ID: H1786-02A Date(s) Analyzed: 09/18/2009 09/18/2009  
 Instrument ID (1): E3 Instrument ID (2): E3  
 GC Column(1): CLPPest ID: 0.53 (mm) GC Column(2): CLPPestII ID: 0.53 (MM)

ANALYTE	PEAK	RT	RT WINDOW		CONCENTRATION		%D
			FROM	TO	PEAK	MEAN	
Aroclor-1254	1	5.869	5.796	5.936	158.2890	167.051719	
	2	6.170	6.098	6.238	190.5399		
	3	6.697	6.620	6.760	152.3263		
COLUMN 1	4						
	5						
COLUMN 2	1	6.217	6.132	6.272	162.2677	145.290079	15.0
	2	6.757	6.686	6.826	130.5425		
	3	7.037	6.965	7.105	143.0600		
	4						
	5						

At least 3 peaks for each column are required for identification of multicomponent analytes

**PRELIMINARY**

1H - FORM I ARO  
 AROCLOR ORGANICS ANALYSIS DATA SHEET

EPA SAMPLE NO.

E3P65

Lab Name: MITKEM LABORATORIES Contract: EP-W-05-030  
 Lab Code: MITKEM Case No.: 38947 Mod. Ref No.: \_\_\_\_\_ SDG No.: E3P61  
 Matrix: (SOIL/SED/WATER) SOIL Lab Sample ID: H1786-05A  
 Sample wt/vol: 30.1 (g/mL) G Lab File ID: E3G6669F.D/E3G6669R.D  
 % Moisture: 38 Decanted: (Y/N) N Date Received: 09/23/2009  
 Extraction: (Type) SONC Date Extracted: 09/23/2009  
 Concentrated Extract Volume: 10000 (uL) Date Analyzed: 09/27/2009  
 Injection Volume: 1.0 (uL) GPC Factor: 1.00 Dilution Factor: 2.0  
 GPC Cleanup: (Y/N) N pH: 7.3 Sulfur Cleanup: (Y/N) Y  
 Acid Cleanup: (Y/N) Y

CAS NO.	COMPOUND	CONCENTRATION UNITS: <u>UG/KG</u>	
		(ug/L or ug/Kg)	<u>Q</u>
12674-11-2	Aroclor-1016	110	U
11104-28-2	Aroclor-1221	110	U
11141-16-5	Aroclor-1232	110	U
53469-21-9	Aroclor-1242	110	U
12672-29-6	Aroclor-1248	4600	E
11097-69-1	Aroclor-1254	4000	E
11096-82-5	Aroclor-1260	110	U
37324-23-5	Aroclor-1262	110	U
11100-14-4	Aroclor-1268	110	U

**PRELIMINARY**

1H - FORM I ARO  
 AROCLOR ORGANICS ANALYSIS DATA SHEET

EPA SAMPLE NO.

E3P65DL

Lab Name: MITKEM LABORATORIES Contract: EP-W-05-030  
 Lab Code: MITKEM Case No.: 38947 Mod. Ref No.:                      SDG No.: E3P61  
 Matrix: (SOIL/SED/WATER) SOIL Lab Sample ID: H1786-05ADL  
 Sample wt/vol: 30.1 (g/mL) G Lab File ID: E3G6668F.D/E3G6668R.D  
 % Moisture: 38 Decanted: (Y/N) N Date Received: 09/23/2009  
 Extraction: (Type) SONC Date Extracted: 09/23/2009  
 Concentrated Extract Volume: 10000 (uL) Date Analyzed: 09/27/2009  
 Injection Volume: 1.0 (uL) GPC Factor: 1.00 Dilution Factor: 20.0  
 GPC Cleanup: (Y/N) N pH: 7.3 Sulfur Cleanup: (Y/N) Y  
 Acid Cleanup: (Y/N) Y

CAS NO.	COMPOUND	CONCENTRATION UNITS: <u>UG/KG</u>	
		(ug/L or ug/Kg)	<u>Q</u>
12674-11-2	Aroclor-1016	1100	U
11104-28-2	Aroclor-1221	1100	U
11141-16-5	Aroclor-1232	1100	U
53469-21-9	Aroclor-1242	1100	U
12672-29-6	Aroclor-1248	6000	D
11097-69-1	Aroclor-1254	4300	D
11096-82-5	Aroclor-1260	1100	U
37324-23-5	Aroclor-1262	1100	U
11100-14-4	Aroclor-1268	1100	U

**PRELIMINARY**

1H - FORM I ARO  
 AROCLOR ORGANICS ANALYSIS DATA SHEET

EPA SAMPLE NO.

E3P66

Lab Name: MITKEM LABORATORIES Contract: EP-W-05-030  
 Lab Code: MITKEM Case No.: 38947 Mod. Ref No.: \_\_\_\_\_ SDG No.: E3P61  
 Matrix: (SOIL/SED/WATER) SOIL Lab Sample ID: H1786-06A  
 Sample wt/vol: 30.5 (g/mL) G Lab File ID: E3G6644F.D/E3G6644R.D  
 % Moisture: 35 Decanted: (Y/N) N Date Received: 09/23/2009  
 Extraction: (Type) SONC Date Extracted: 09/23/2009  
 Concentrated Extract Volume: 10000 (uL) Date Analyzed: 09/25/2009  
 Injection Volume: 1.0 (uL) GPC Factor: 1.00 Dilution Factor: 1.0  
 GPC Cleanup: (Y/N) N pH: 7.4 Sulfur Cleanup: (Y/N) Y  
 Acid Cleanup: (Y/N) Y

CAS NO.	COMPOUND	CONCENTRATION UNITS: <u>UG/KG</u>	
		(ug/L or ug/Kg)	<u>Q</u>
12674-11-2	Aroclor-1016	50	U
11104-28-2	Aroclor-1221	50	U
11141-16-5	Aroclor-1232	50	U
53469-21-9	Aroclor-1242	50	U
12672-29-6	Aroclor-1248	2500	E
11097-69-1	Aroclor-1254	2900	E
11096-82-5	Aroclor-1260	50	
37324-23-5	Aroclor-1262	50	U
11100-14-4	Aroclor-1268	50	U

**PRELIMINARY**

1H - FORM I ARO  
 AROCLOR ORGANICS ANALYSIS\* DATA SHEET

EPA SAMPLE NO.

E3P66DL

Lab Name: MITKEM LABORATORIES Contract: EP-W-05-030  
 Lab Code: MITKEM Case No.: 38947 Mod. Ref No.:                      SDG No.: E3P61  
 Matrix: (SOIL/SED/WATER) SOIL Lab Sample ID: H1786-06ADL  
 Sample wt/vol: 30.5 (g/mL) G Lab File ID: E3G6670F.D/E3G6670R.D  
 % Moisture: 35 Decanted: (Y/N) N Date Received: 09/23/2009  
 Extraction: (Type) SONC Date Extracted: 09/23/2009  
 Concentrated Extract Volume: 10000 (uL) Date Analyzed: 09/27/2009  
 Injection Volume: 1.0 (uL) GPC Factor: 1.00 Dilution Factor: 10.0  
 GPC Cleanup: (Y/N) N pH: 7.4 Sulfur Cleanup: (Y/N) Y  
 Acid Cleanup: (Y/N) Y

CAS NO.	COMPOUND	CONCENTRATION UNITS: <u>UG/KG</u>	
		(ug/L or ug/Kg)	<u>Q</u>
12674-11-2	Aroclor-1016	500	U
11104-28-2	Aroclor-1221	500	U
11141-16-5	Aroclor-1232	500	U
53469-21-9	Aroclor-1242	500	U
12672-29-6	Aroclor-1248	3400	D
11097-69-1	Aroclor-1254	3500	D
11096-82-5	Aroclor-1260	500	U
37324-23-5	Aroclor-1262	500	U
11100-14-4	Aroclor-1268	500	U

**PRELIMINARY**

1H - FORM I ARO  
 AROCLOR ORGANICS ANALYSIS DATA SHEET

EPA SAMPLE NO.

E3P67

Lab Name: MITKEM LABORATORIES Contract: EP-W-05-030  
 Lab Code: MITKEM Case No.: 38947 Mod. Ref No.: \_\_\_\_\_ SDG No.: E3P61  
 Matrix: (SOIL/SED/WATER) SOIL Lab Sample ID: H1786-07A  
 Sample wt/vol: 30.2 (g/mL) G Lab File ID: E3G6672F.D/E3G6672R.D  
 % Moisture: 38 Decanted: (Y/N) N Date Received: 09/23/2009  
 Extraction: (Type) SONC Date Extracted: 09/23/2009  
 Concentrated Extract Volume: 10000 (uL) Date Analyzed: 09/27/2009  
 Injection Volume: 1.0 (uL) GPC Factor: 1.00 Dilution Factor: 2.0  
 GPC Cleanup: (Y/N) N pH: 7.4 Sulfur Cleanup: (Y/N) Y  
 Acid Cleanup: (Y/N) Y

CAS NO.	COMPOUND	CONCENTRATION UNITS: <u>UG/KG</u>	
		(ug/L or ug/Kg)	<u>Q</u>
12674-11-2	Aroclor-1016	110	U
11104-28-2	Aroclor-1221	110	U
11141-16-5	Aroclor-1232	110	U
53469-21-9	Aroclor-1242	110	U
12672-29-6	Aroclor-1248	4800	E
11097-69-1	Aroclor-1254	3400	E
11096-82-5	Aroclor-1260	110	U
37324-23-5	Aroclor-1262	110	U
11100-14-4	Aroclor-1268	110	U

**PRELIMINARY**

1H - FORM I ARO  
 AROCLOR ORGANICS ANALYSIS DATA SHEET

EPA SAMPLE NO.

E3P67DL

Lab Name: MITKEM LABORATORIES Contract: EP-W-05-030  
 Lab Code: MITKEM Case No.: 38947 Mod. Ref No.:                      SDG No.: E3P61  
 Matrix: (SOIL/SED/WATER) SOIL Lab Sample ID: H1786-07ADL  
 Sample wt/vol: 30.2 (g/mL) G Lab File ID: E3G6671F.D/E3G6671R.D  
 % Moisture: 38 Decanted: (Y/N) N Date Received: 09/23/2009  
 Extraction: (Type) SONC Date Extracted: 09/23/2009  
 Concentrated Extract Volume: 10000 (uL) Date Analyzed: 09/27/2009  
 Injection Volume: 1.0 (uL) GPC Factor: 1.00 Dilution Factor: 20.0  
 GPC Cleanup: (Y/N) N pH: 7.4 Sulfur Cleanup: (Y/N) Y  
 Acid Cleanup: (Y/N) Y

CAS NO.	COMPOUND	CONCENTRATION UNITS: <u>UG/KG</u>	
		(ug/L or ug/Kg)	<u>Q</u>
12674-11-2	Aroclor-1016	1100	U
11104-28-2	Aroclor-1221	1100	U
11141-16-5	Aroclor-1232	1100	U
53469-21-9	Aroclor-1242	1100	U
12672-29-6	Aroclor-1248	6500	D
11097-69-1	Aroclor-1254	4100	D
11096-82-5	Aroclor-1260	1100	U
37324-23-5	Aroclor-1262	1100	U
11100-14-4	Aroclor-1268	1100	U

**PRELIMINARY**

1H - FORM I ARO  
 AROCLOR ORGANICS ANALYSIS DATA SHEET

EPA SAMPLE NO.

E3P67MS(1)

Lab Name: MITKEM LABORATORIES Contract: EP-W-05-030  
 Lab Code: MITKEM Case No.: 38947 Mod. Ref No.: \_\_\_\_\_ SDG No.: E3P61  
 Matrix: (SOIL/SED/WATER) SOIL Lab Sample ID: H1786-07AMS  
 Sample wt/vol: 30 (g/mL) G Lab File ID: E3G6673F.D  
 % Moisture: 38 Decanted: (Y/N) N Date Received: 09/23/2009  
 Extraction: (Type) SONC Date Extracted: 09/23/2009  
 Concentrated Extract Volume: 10000 (uL) Date Analyzed: 09/27/2009  
 Injection Volume: 1.0 (uL) GPC Factor: 1.00 Dilution Factor: 2.0  
 GPC Cleanup: (Y/N) N pH: 7.4 Sulfur Cleanup: (Y/N) Y  
 Acid Cleanup: (Y/N) Y

CAS NO.	COMPOUND	CONCENTRATION UNITS:	
		ug/L or ug/Kg	UG/KG
12674-11-2	Aroclor-1016	4000	E
11104-28-2	Aroclor-1221	110	U
11141-16-5	Aroclor-1232	110	U
53469-21-9	Aroclor-1242	110	U
12672-29-6	Aroclor-1248	4700	E
11097-69-1	Aroclor-1254	3900	E
11096-82-5	Aroclor-1260	1400	
37324-23-5	Aroclor-1262	110	U
11100-14-4	Aroclor-1268	110	U

PRELIMINARY

SOM01.2 (6/2007)



1H - FORM I ARO  
 AROCLOR ORGANICS ANALYSIS DATA SHEET

EPA SAMPLE NO.

E3P67MS(2)

Lab Name: MITKEM LABORATORIES Contract: EP-W-05-030  
 Lab Code: MITKEM Case No.: 38947 Mod. Ref No.: SDG No.: E3P61  
 Matrix: (SOIL/SED/WATER) SOIL Lab Sample ID: H1786-07AMS  
 Sample wt/vol: 30 (g/mL) G Lab File ID: E3G6673R.D  
 % Moisture: 38 Decanted: (Y/N) N Date Received: 09/23/2009  
 Extraction: (Type) SONC Date Extracted: 09/23/2009  
 Concentrated Extract Volume: 10000 (uL) Date Analyzed: 09/27/2009  
 Injection Volume: 1.0 (uL) GPC Factor: 1.00 Dilution Factor: 2.0  
 GPC Cleanup: (Y/N) N pH: 7.4 Sulfur Cleanup: (Y/N) Y  
 Acid Cleanup: (Y/N) Y

CAS NO.	COMPOUND	CONCENTRATION UNITS: <u>UG/KG</u>	
		<u>(ug/L or ug/Kg)</u>	<u>Q</u>
12674-11-2	Aroclor-1016	4500	E
11104-28-2	Aroclor-1221	110	U
11141-16-5	Aroclor-1232	110	U
53469-21-9	Aroclor-1242	110	U
12672-29-6	Aroclor-1248	4800	E
11097-69-1	Aroclor-1254	3700	E
11096-82-5	Aroclor-1260	1700	E
37324-23-5	Aroclor-1262	110	U
11100-14-4	Aroclor-1268	110	U

PRELIMINARY

SOM01.2 (6/2007)

1H - FORM I ARO  
 AROCLOR ORGANICS ANALYSIS DATA SHEET

EPA SAMPLE NO.

E3P67MSD(1)

Lab Name: MITKEM LABORATORIES Contract: EP-W-05-030  
 Lab Code: MITKEM Case No.: 38947 Mod. Ref No.: SDG No.: E3P61  
 Matrix: (SOIL/SED/WATER) SOIL Lab Sample ID: H1786-07AMSD  
 Sample wt/vol: 30.3 (g/mL) G Lab File ID: E3G6674F.D  
 % Moisture: 38 Decanted: (Y/N) N Date Received: 09/23/2009  
 Extraction: (Type) SONC Date Extracted: 09/23/2009  
 Concentrated Extract Volume: 10000 (uL) Date Analyzed: 09/27/2009  
 Injection Volume: 1.0 (uL) GPC Factor: 1.00 Dilution Factor: 2.0  
 GPC Cleanup: (Y/N) N pH: 7.4 Sulfur Cleanup: (Y/N) Y  
 Acid Cleanup: (Y/N) Y

CAS NO.	COMPOUND	CONCENTRATION UNITS: UG/KG	
		(ug/L or ug/Kg)	Q
12674-11-2	Aroclor-1016	4700	E
11104-28-2	Aroclor-1221	110	U
11141-16-5	Aroclor-1232	110	U
53469-21-9	Aroclor-1242	110	U
12672-29-6	Aroclor-1248	5600	E
11097-69-1	Aroclor-1254	4500	E
11096-82-5	Aroclor-1260	1500	P
37324-23-5	Aroclor-1262	110	U
11100-14-4	Aroclor-1268	110	U

PRELIMINARY

1H - FORM I ARO  
 AROCLOR ORGANICS ANALYSIS DATA SHEET

EPA SAMPLE NO.

E3P67MSD(2)

Lab Name: MITKEM LABORATORIES Contract: EP-W-05-030  
 Lab Code: MITKEM Case No.: 38947 Mod. Ref No.:                      SDG No.: E3P61  
 Matrix: (SOIL/SED/WATER) SOIL Lab Sample ID: H1786-07AMSD  
 Sample wt/vol: 30.3 (g/mL) G Lab File ID: E3G6674R.D  
 % Moisture: 38 Decanted: (Y/N) N Date Received: 09/23/2009  
 Extraction: (Type) SONC Date Extracted: 09/23/2009  
 Concentrated Extract Volume: 10000 (uL) Date Analyzed: 09/27/2009  
 Injection Volume: 1.0 (uL) GPC Factor: 1.00 Dilution Factor: 2.0  
 GPC Cleanup: (Y/N) N pH: 7.4 Sulfur Cleanup: (Y/N) Y  
 Acid Cleanup: (Y/N) Y

CAS NO.	COMPOUND	CONCENTRATION UNITS: UG/KG	
		(ug/L or ug/Kg)	Q
12674-11-2	Aroclor-1016	5400	E
11104-28-2	Aroclor-1221	110	U
11141-16-5	Aroclor-1232	110	U
53469-21-9	Aroclor-1242	110	U
12672-29-6	Aroclor-1248	5800	E
11097-69-1	Aroclor-1254	4400	E
11096-82-5	Aroclor-1260	1900	EP
37324-23-5	Aroclor-1262	110	U
11100-14-4	Aroclor-1268	110	U

**PRELIMINARY**

SOM01.2 (6/2007)

1H - FORM I ARO  
 AROCLOR ORGANICS ANALYSIS DATA SHEET

EPA SAMPLE NO.

E3P68

Lab Name: MITKEM LABORATORIES Contract: EP-W-05-030  
 Lab Code: MITKEM Case No.: 38947 Mod. Ref No.: \_\_\_\_\_ SDG No.: E3P61  
 Matrix: (SOIL/SED/WATER) SOIL Lab Sample ID: H1786-08A  
 Sample wt/vol: 30.3 (g/mL) G Lab File ID: E3G6676F.D/E3G6676R.D  
 % Moisture: 36 Decanted: (Y/N) N Date Received: 09/23/2009  
 Extraction: (Type) SONC Date Extracted: 09/23/2009  
 Concentrated Extract Volume: 10000 (uL) Date Analyzed: 09/27/2009  
 Injection Volume: 1.0 (uL) GPC Factor: 1.00 Dilution Factor: 2.0  
 GPC Cleanup: (Y/N) N pH: 7.3 Sulfur Cleanup: (Y/N) Y  
 Acid Cleanup: (Y/N) Y

CAS NO.	COMPOUND	CONCENTRATION UNITS: <u>UG/KG</u>	
		(ug/L or ug/Kg)	<u>Q</u>
12674-11-2	Aroclor-1016	100	U
11104-28-2	Aroclor-1221	100	U
11141-16-5	Aroclor-1232	100	U
53469-21-9	Aroclor-1242	100	U
12672-29-6	Aroclor-1248	5500	E
11097-69-1	Aroclor-1254	3500	E
11096-82-5	Aroclor-1260	100	U
37324-23-5	Aroclor-1262	100	U
11100-14-4	Aroclor-1268	100	U

**PRELIMINARY**

1H - FORM I ARO  
 AROCLOR ORGANICS ANALYSIS DATA SHEET

EPA SAMPLE NO.

E3P68DL

Lab Name: MITKEM LABORATORIES Contract: EP-W-05-030  
 Lab Code: MITKEM Case No.: 38947 Mod. Ref No.:                      SDG No.: E3P61  
 Matrix: (SOIL/SED/WATER) SOIL Lab Sample ID: H1786-08ADL  
 Sample wt/vol: 30.3 (g/mL) G Lab File ID: E3G6675F.D/E3G6675R.D  
 % Moisture: 36 Decanted: (Y/N) N Date Received: 09/23/2009  
 Extraction: (Type) SONC Date Extracted: 09/23/2009  
 Concentrated Extract Volume: 10000 (uL) Date Analyzed: 09/27/2009  
 Injection Volume: 1.0 (uL) GPC Factor: 1.00 Dilution Factor: 20.0  
 GPC Cleanup: (Y/N) N pH: 7.3 Sulfur Cleanup: (Y/N) Y  
 Acid Cleanup: (Y/N) Y

CAS NO.	COMPOUND	CONCENTRATION UNITS: <u>UG/KG</u> (ug/L or ug/Kg)	<u>Q</u>
12674-11-2	Aroclor-1016	1000	U
11104-28-2	Aroclor-1221	1000	U
11141-16-5	Aroclor-1232	1000	U
53469-21-9	Aroclor-1242	1000	U
12672-29-6	Aroclor-1248	6700	D
11097-69-1	Aroclor-1254	3700	D
11096-82-5	Aroclor-1260	1000	U
37324-23-5	Aroclor-1262	1000	U
11100-14-4	Aroclor-1268	1000	U

**PRELIMINARY**

SOM01.2 (6/2007)

1H - FORM I ARO  
 AROCLOR ORGANICS ANALYSIS DATA SHEET

EPA SAMPLE NO.

E3P69

Lab Name: MITKEM LABORATORIES Contract: EP-W-05-030  
 Lab Code: MITKEM Case No.: 38947 Mod. Ref No.:                      SDG No.: E3P61  
 Matrix: (SOIL/SED/WATER) SOIL Lab Sample ID: H1786-09A  
 Sample wt/vol: 30.0 (g/mL) G Lab File ID: E3G6678F.D/E3G6678R.D  
 % Moisture: 37 Decanted: (Y/N) N Date Received: 09/23/2009  
 Extraction: (Type) SONC Date Extracted: 09/23/2009  
 Concentrated Extract Volume: 10000 (uL) Date Analyzed: 09/27/2009  
 Injection Volume: 1.0 (uL) GPC Factor: 1.00 Dilution Factor: 2.0  
 GPC Cleanup: (Y/N) N pH: 7.5 Sulfur Cleanup: (Y/N) Y  
 Acid Cleanup: (Y/N) Y

CAS NO.	COMPOUND	CONCENTRATION UNITS: <u>UG/KG</u>	
		(ug/L or ug/Kg)	<u>Q</u>
12674-11-2	Aroclor-1016	100	U
11104-28-2	Aroclor-1221	100	U
11141-16-5	Aroclor-1232	100	U
53469-21-9	Aroclor-1242	100	U
12672-29-6	Aroclor-1248	5800	E
11097-69-1	Aroclor-1254	4800	E
11096-82-5	Aroclor-1260	100	U
37324-23-5	Aroclor-1262	100	U
11100-14-4	Aroclor-1268	100	U

**PRELIMINARY**  
 SOM01.2 (6/2007)

1H - FORM I ARO  
 AROCLOR ORGANICS ANALYSIS DATA SHEET

EPA SAMPLE NO.

E3P69DL

Lab Name: MITKEM LABORATORIES Contract: EP-W-05-030  
 Lab Code: MITKEM Case No.: 38947 Mod. Ref No.: SDG No.: E3P61  
 Matrix: (SOIL/SED/WATER) SOIL Lab Sample ID: H1786-09ADL  
 Sample wt/vol: 30.0 (g/mL) G Lab File ID: E3G6677F.D/E3G6677R.D  
 % Moisture: 37 Decanted: (Y/N) N Date Received: 09/23/2009  
 Extraction: (Type) SONC Date Extracted: 09/23/2009  
 Concentrated Extract Volume: 10000 (uL) Date Analyzed: 09/27/2009  
 Injection Volume: 1.0 (uL) GPC Factor: 1.00 Dilution Factor: 20.0  
 GPC Cleanup: (Y/N) N pH: 7.5 Sulfur Cleanup: (Y/N) Y  
 Acid Cleanup: (Y/N) Y

CAS NO.	COMPOUND	CONCENTRATION UNITS: <u>UG/KG</u>	
		(ug/L or ug/Kg)	<u>Q</u>
12674-11-2	Aroclor-1016	1000	U
11104-28-2	Aroclor-1221	1000	U
11141-16-5	Aroclor-1232	1000	U
53469-21-9	Aroclor-1242	1000	U
12672-29-6	Aroclor-1248	7100	D
11097-69-1	Aroclor-1254	4800	D
11096-82-5	Aroclor-1260	1000	U
37324-23-5	Aroclor-1262	1000	U
11100-14-4	Aroclor-1268	1000	U

**PRELIMINARY**

1H - FORM I ARO  
 AROCLOR ORGANICS ANALYSIS DATA SHEET

EPA SAMPLE NO.

E3P70

Lab Name: MITKEM LABORATORIES Contract: EP-W-05-030  
 Lab Code: MITKEM Case No.: 38947 Mod. Ref No.: \_\_\_\_\_ SDG No.: E3P61  
 Matrix: (SOIL/SED/WATER) SOIL Lab Sample ID: H1786-10A  
 Sample wt/vol: 30.0 (g/mL) G Lab File ID: E3G6650F.D/E3G6650R.D  
 % Moisture: 38 Decanted: (Y/N) N Date Received: 09/23/2009  
 Extraction: (Type) SONC Date Extracted: 09/23/2009  
 Concentrated Extract Volume: 10000 (uL) Date Analyzed: 09/25/2009  
 Injection Volume: 1.0 (uL) GPC Factor: 1.00 Dilution Factor: 1.0  
 GPC Cleanup: (Y/N) N pH: 7.6 Sulfur Cleanup: (Y/N) Y  
 Acid Cleanup: (Y/N) Y

CAS NO.	COMPOUND	CONCENTRATION UNITS: <u>UG/KG</u> (ug/L or ug/Kg)	<u>Q</u>
12674-11-2	Aroclor-1016	53	U
11104-28-2	Aroclor-1221	53	U
11141-16-5	Aroclor-1232	53	U
53469-21-9	Aroclor-1242	53	U
12672-29-6	Aroclor-1248	2900	E
11097-69-1	Aroclor-1254	3200	E
11096-82-5	Aroclor-1260	800	EP
37324-23-5	Aroclor-1262	53	U
11100-14-4	Aroclor-1268	53	U

**PRELIMINARY**



1H - FORM I ARO  
 AROCLOR ORGANICS ANALYSIS DATA SHEET

EPA SAMPLE NO.

E3P70DL

Lab Name: MITKEM LABORATORIES Contract: EP-W-05-030  
 Lab Code: MITKEM Case No.: 38947 Mod. Ref No.:                      SDG No.: E3P61  
 Matrix: (SOIL/SED/WATER) SOIL Lab Sample ID: H1786-10ADL  
 Sample wt/vol: 30.0 (g/mL) G Lab File ID: E3G6679F.D/E3G6679R.D  
 % Moisture: 38 Decanted: (Y/N) N Date Received: 09/23/2009  
 Extraction: (Type) SONC Date Extracted: 09/23/2009  
 Concentrated Extract Volume: 10000 (uL) Date Analyzed: 09/27/2009  
 Injection Volume: 1.0 (uL) GPC Factor: 1.00 Dilution Factor: 10.0  
 GPC Cleanup: (Y/N) N pH: 7.6 Sulfur Cleanup: (Y/N) Y  
 Acid Cleanup: (Y/N) Y

CAS NO.	COMPOUND	CONCENTRATION UNITS: <u>UG/KG</u> (ug/L or ug/Kg)	<u>Q</u>
12674-11-2	Aroclor-1016	530	U
11104-28-2	Aroclor-1221	530	U
11141-16-5	Aroclor-1232	530	U
53469-21-9	Aroclor-1242	530	U
12672-29-6	Aroclor-1248	3900	D
11097-69-1	Aroclor-1254	3800	D
11096-82-5	Aroclor-1260	530	U
37324-23-5	Aroclor-1262	530	U
11100-14-4	Aroclor-1268	530	U

PRELIMINARY

1H - FORM I ARO  
 AROCLOR ORGANICS ANALYSIS DATA SHEET

EPA SAMPLE NO.

E3P71

Lab Name: MITKEM LABORATORIES Contract: EP-W-05-030  
 Lab Code: MITKEM Case No.: 38947 Mod. Ref No.:                      SDG No.: E3P61  
 Matrix: (SOIL/SED/WATER) SOIL Lab Sample ID: H1786-11A  
 Sample wt/vol: 30.5 (g/mL) G Lab File ID: E3G6681F.D/E3G6681R.D  
 % Moisture: 36 Decanted: (Y/N) N Date Received: 09/23/2009  
 Extraction: (Type) SONC Date Extracted: 09/23/2009  
 Concentrated Extract Volume: 10000 (uL) Date Analyzed: 09/27/2009  
 Injection Volume: 1.0 (uL) GPC Factor: 1.00 Dilution Factor: 2.0  
 GPC Cleanup: (Y/N) N pH: 7.5 Sulfur Cleanup: (Y/N) Y  
 Acid Cleanup: (Y/N) Y

CAS NO.	COMPOUND	CONCENTRATION UNITS: <u>UG/KG</u>	
		(ug/L or ug/Kg)	<u>Q</u>
12674-11-2	Aroclor-1016	100	U
11104-28-2	Aroclor-1221	100	U
11141-16-5	Aroclor-1232	100	U
53469-21-9	Aroclor-1242	100	U
12672-29-6	Aroclor-1248	4000	E
11097-69-1	Aroclor-1254	4200	E
11096-82-5	Aroclor-1260	100	U
37324-23-5	Aroclor-1262	100	U
11100-14-4	Aroclor-1268	100	U

PRELIMINARY

1H - FORM I ARO  
 AROCLOR ORGANICS ANALYSIS DATA SHEET

EPA SAMPLE NO.

E3P71DL

Lab Name: MITKEM LABORATORIES Contract: EP-W-05-030  
 Lab Code: MITKEM Case No.: 38947 Mod. Ref No.:                      SDG No.: E3P61  
 Matrix: (SOIL/SED/WATER) SOIL Lab Sample ID: H1786-11ADL  
 Sample wt/vol: 30.5 (g/mL) G Lab File ID: E3G6680F.D/E3G6680R.D  
 % Moisture: 36 Decanted: (Y/N) N Date Received: 09/23/2009  
 Extraction: (Type) SONC Date Extracted: 09/23/2009  
 Concentrated Extract Volume: 10000 (uL) Date Analyzed: 09/27/2009  
 Injection Volume: 1.0 (uL) GPC Factor: 1.00 Dilution Factor: 20.0  
 GPC Cleanup: (Y/N) N pH: 7.5 Sulfur Cleanup: (Y/N) Y  
 Acid Cleanup: (Y/N) Y

CAS NO.	COMPOUND	CONCENTRATION UNITS: <u>UG/KG</u> (ug/L or ug/Kg)	<u>Q</u>
12674-11-2	Aroclor-1016	1000	U
11104-28-2	Aroclor-1221	1000	U
11141-16-5	Aroclor-1232	1000	U
53469-21-9	Aroclor-1242	1000	U
12672-29-6	Aroclor-1248	5100	D
11097-69-1	Aroclor-1254	4500	D
11096-82-5	Aroclor-1260	1000	U
37324-23-5	Aroclor-1262	1000	U
11100-14-4	Aroclor-1268	1000	U

**PRELIMINARY**

SOM01.2 (6/2007)

1H - FORM I ARO  
 AROCLOR ORGANICS ANALYSIS DATA SHEET

EPA SAMPLE NO.

E3P72

Lab Name: MITKEM LABORATORIES Contract: EP-W-05-030  
 Lab Code: MITKEM Case No.: 38947 Mod. Ref No.:                      SDG No.: E3P61  
 Matrix: (SOIL/SED/WATER) WATER Lab Sample ID: H1786-12A  
 Sample wt/vol: 1000 (g/mL) ML Lab File ID: E3G6639F.D/E3G6639R.D  
 % Moisture:                      Decanted: (Y/N)                      Date Received: 09/23/2009  
 Extraction: (Type) SEPF Date Extracted: 09/24/2009  
 Concentrated Extract Volume: 10000 (uL) Date Analyzed: 09/25/2009  
 Injection Volume: 1.0 (uL) GPC Factor: 1.00 Dilution Factor: 1.0  
 GPC Cleanup: (Y/N) N pH:                      Sulfur Cleanup: (Y/N) Y  
 Acid Cleanup: (Y/N) Y

CAS NO.	COMPOUND	CONCENTRATION UNITS:	
		UG/L (ug/L or ug/Kg)	Q
12674-11-2	Aroclor-1016	1.0	U
11104-28-2	Aroclor-1221	1.0	U
11141-16-5	Aroclor-1232	1.0	U
53469-21-9	Aroclor-1242	1.0	U
12672-29-6	Aroclor-1248	1.0	U
11097-69-1	Aroclor-1254	1.0	U
11096-82-5	Aroclor-1260	1.0	U
37324-23-5	Aroclor-1262	1.0	U
11100-14-4	Aroclor-1268	1.0	U

**PRELIMINARY**

SOM01.2 (6/2007)

10C - FORM X ARO  
IDENTIFICATION SUMMARY  
FOR MULTICOMPONENT ANALYTES

EPA SAMPLE NO.

E3P61

Lab Name: MITKEM LABORATORIES Contract: EP-W-05-030  
 Lab Code: MITKEM Case No.: 38947 Mod. Ref No.: \_\_\_\_\_ SDG No.: E3P61  
 Lab Sample ID: H1786-01A Date(s) Analyzed: 09/18/2009 09/18/2009  
 Instrument ID (1): E3 Instrument ID (2): E3  
 GC Column(1): CLPPest ID: 0.53 (mm) GC Column(2): CLPPestII ID: 0.53 (MM)

ANALYTE	PEAK	RT	RT WINDOW		CONCENTRATION		%D
			FROM	TO	PEAK	MEAN	
Aroclor-1248	1	4.681	4.609	4.749	1508.1229	1885.497991	
	2	5.279	5.205	5.345	1862.4571		
	3	5.467	5.396	5.536	2285.9140		
	4						
	5						
COLUMN 1	1	5.675	5.605	5.745	1488.4690	1727.471419	9.1
	2	6.002	5.932	6.072	1926.3111		
	3	6.269	6.199	6.339	1767.6341		
	4						
	5						
COLUMN 2	1	5.871	5.796	5.936	1290.6895	1276.387068	
	2	6.172	6.098	6.238	1492.3026		
	3	6.698	6.620	6.760	1046.1691		
	4						
	5						
Aroclor-1254	1	6.208	6.132	6.272	1110.4811	1204.494839	6.0
	2	6.758	6.686	6.826	1172.1412		
	3	7.037	6.965	7.105	1330.8622		
	4						
	5						
COLUMN 1	1	6.397	6.291	6.431	923.2781	483.681154	
	2	7.516	7.430	7.570	233.0134		
	3	7.880	7.795	7.936	294.7520		
	4						
	5						
COLUMN 2	1	7.728	7.645	7.785	878.9530	451.619059	7.1
	2	8.587	8.504	8.644	221.2683		
	3	9.101	9.016	9.156	254.6359		
	4						
	5						

At least 3 peaks for each column are required for identification of multicomponent analytes

**PRELIMINARY**

10C - FORM X ARO  
IDENTIFICATION SUMMARY  
FOR MULTICOMPONENT ANALYTES

EPA SAMPLE NO.

E3P62

Lab Name: MITKEM LABORATORIES Contract: EP-W-05-030  
 Lab Code: MITKEM Case No.: 38947 Mod. Ref No.: SDG No.: E3P61  
 Lab Sample ID: H1786-02A Date(s) Analyzed: 09/18/2009 09/18/2009  
 Instrument ID (1): E3 Instrument ID (2): E3  
 GC Column(1): CLPPest ID: 0.53 (mm) GC Column(2): CLPPestII ID: 0.53 (MM)

ANALYTE	PEAK	RT	RT WINDOW		CONCENTRATION		%D
			FROM	TO	PEAK	MEAN	
Aroclor-1254	1	5.869	5.796	5.936	158.2890	167.051719	
	2	6.170	6.098	6.238	190.5399		
COLUMN 1	3	6.697	6.620	6.760	152.3263		
	4						
	5						
COLUMN 2	1	6.217	6.132	6.272	162.2677		
	2	6.757	6.686	6.826	130.5425		
	3	7.037	6.965	7.105	143.0600		
	4						
	5						
					145.290079	15.0	

At least 3 peaks for each column are required for identification of multicomponent analytes

**PRELIMINARY**

10C - FORM X ARO  
 IDENTIFICATION SUMMARY  
 FOR MULTICOMPONENT ANALYTES

EPA SAMPLE NO.

E3P65

Lab Name: MITKEM LABORATORIES Contract: EP-W-05-030  
 Lab Code: MITKEM Case No.: 38947 Mod. Ref No.: SDG No.: E3P61  
 Lab Sample ID: H1786-05A Date(s) Analyzed: 09/27/2009 09/27/2009  
 Instrument ID (1): E3 Instrument ID (2): E3  
 GC Column(1): CLPPest ID: 0.53 (mm) GC Column(2): CLPPestII ID: 0.53 (MM)

ANALYTE	PEAK	RT	RT WINDOW		CONCENTRATION		%D
			FROM	TO	PEAK	MEAN	
Aroclor-1248	1	5.437	4.609	4.749	4355.1900	4587.634521	
	2	5.461	5.205	5.345	4444.3835		
COLUMN 1	3	5.656	5.396	5.536	4963.3300		
	4						
	5						
COLUMN 2	1	5.982	5.605	5.745	4556.6143		
	2	6.037	5.932	6.072	4878.2327		
	3	6.304	6.199	6.339	5152.3962		
	4						
	5						
Aroclor-1254	1	5.940	5.796	5.936	7386.0662	3976.715080	
	2	6.066	6.098	6.238	2282.0783		
COLUMN 1	3	6.373	6.620	6.760	2262.0007		
	4						
	5						
COLUMN 2	1	6.625	6.132	6.272	8083.9225		
	2	6.800	6.686	6.826	2286.5267		
	3	7.077	6.965	7.105	2210.8985		
	4						
	5						
					4193.782567	5.5	

At least 3 peaks for each column are required for identification of multicomponent analytes

**PRELIMINARY**

10C - FORM X ARO  
IDENTIFICATION SUMMARY  
FOR MULTICOMPONENT ANALYTES

EPA SAMPLE NO.

E3P65DL

Lab Name: MITKEM LABORATORIES Contract: EP-W-05-030  
 Lab Code: MITKEM Case No.: 38947 Mod. Ref No.: SDG No.: E3P61  
 Lab Sample ID: H1786-05ADL Date(s) Analyzed: 09/27/2009 09/27/2009  
 Instrument ID (1): E3 Instrument ID (2): E3  
 GC Column(1): CLPPest ID: 0.53 (mm) GC Column(2): CLPPestII ID: 0.53 (MM)

ANALYTE	PEAK	RT	RT WINDOW		CONCENTRATION		%D
			FROM	TO	PEAK	MEAN	
Aroclor-1248	1	5.438	4.609	4.749	5687.4940	5997.266952	
	2	5.461	5.205	5.345	5736.8771		
COLUMN 1	3	5.657	5.396	5.536	6567.4297		
	4						
	5						
COLUMN 2	1	5.984	5.605	5.745	6260.9156		
	2	6.039	5.932	6.072	6576.4298		
	3	6.308	6.199	6.339	6375.4850		
	4						
	5						
						6404.276777	6.8
Aroclor-1254	1	5.942	5.796	5.936	7518.3860	4267.096031	
	2	6.068	6.098	6.238	2592.4271		
COLUMN 1	3	6.375	6.620	6.760	2690.4750		
	4						
	5						
COLUMN 2	1	6.627	6.132	6.272	7825.3948		
	2	6.803	6.686	6.826	3007.0328		
	3	7.078	6.965	7.105	3017.2813		
	4						
	5						
						4616.569621	8.2

At least 3 peaks for each column are required for identification of multicomponent analytes

**PRELIMINARY**



10C - FORM X ARO  
 IDENTIFICATION SUMMARY  
 FOR MULTICOMPONENT ANALYTES

EPA SAMPLE NO.

E3P66

Lab Name: MITKEM LABORATORIES Contract: EP-W-05-030  
 Lab Code: MITKEM Case No.: 38947 Mod. Ref No.: SDG No.: E3P61  
 Lab Sample ID: H1786-06A Date(s) Analyzed: 09/25/2009 09/25/2009  
 Instrument ID (1): E3 Instrument ID (2): E3  
 GC Column(1): CLPPest ID: 0.53 (mm) GC Column(2): CLPPestII ID: 0.53 (MM)

ANALYTE	PEAK	RT	RT WINDOW		CONCENTRATION		%D
			FROM	TO	PEAK	MEAN	
Aroclor-1248	1	5.444	4.609	4.749	2381.8434	2546.652980	
	2	5.468	5.205	5.345	2391.5862		
COLUMN 1	3	5.662	5.396	5.536	2866.5294		
	4						
	5						
COLUMN 2	1	5.992	5.605	5.745	2431.7185		
	2	6.047	5.932	6.072	2711.3756		
	3	6.313	6.199	6.339	2802.6757		
	4						
	5						
Aroclor-1254	1	5.948	5.796	5.936	5769.1466	2926.511788	
	2	6.074	6.098	6.238	1515.3463		
COLUMN 1	3	6.383	6.620	6.760	1495.0425		
	4						
	5						
COLUMN 2	1	6.634	6.132	6.272	6706.7241		
	2	6.810	6.686	6.826	1482.0477		
	3	7.088	6.965	7.105	1427.7501		
	4						
	5						
					3205.507290	9.5	

At least 3 peaks for each column are required for identification of multicomponent analytes

10C - FORM X ARO  
IDENTIFICATION SUMMARY  
FOR MULTICOMPONENT ANALYTES

EPA SAMPLE NO.

E3P66DL

Lab Name: MITKEM LABORATORIES Contract: EP-W-05-030  
 Lab Code: MITKEM Case No.: 38947 Mod. Ref No.: SDG No.: E3P61  
 Lab Sample ID: H1786-06ADL Date(s) Analyzed: 09/27/2009 09/27/2009  
 Instrument ID (1): E3 Instrument ID (2): E3  
 GC Column(1): CLPPest ID: 0.53 (mm) GC Column(2): CLPPestII ID: 0.53 (MM)

ANALYTE	PEAK	RT	RT WINDOW		CONCENTRATION		%D
			FROM	TO	PEAK	MEAN	
Aroclor-1248	1	5.435	4.609	4.749	3244.9928	3420.365854	
	2	5.457	5.205	5.345	3222.9495		
COLUMN 1	3	5.651	5.396	5.536	3793.1553		
	4						
	5						
COLUMN 2	1	5.981	5.605	5.745	3300.9327		
	2	6.035	5.932	6.072	3651.6406		
	3	6.303	6.199	6.339	3377.4237		
	4						
	5						
						3443.332359	0.7
Aroclor-1254	1	5.938	5.796	5.936	6596.4905	3478.448755	
	2	6.064	6.098	6.238	1937.7012		
COLUMN 1	3	6.371	6.620	6.760	1901.1546		
	4						
	5						
COLUMN 2	1	6.622	6.132	6.272	7171.8585		
	2	6.798	6.686	6.826	1889.2836		
	3	7.074	6.965	7.105	1885.4817		
	4						
	5						
						3648.874607	4.9

At least 3 peaks for each column are required for identification of multicomponent analytes

**PRELIMINARY**

10C - FORM X ARO  
IDENTIFICATION SUMMARY  
FOR MULTICOMPONENT ANALYTES

EPA SAMPLE NO.

E3P67

Lab Name: MITKEM LABORATORIES Contract: EP-W-05-030  
 Lab Code: MITKEM Case No.: 38947 Mod. Ref No.: SDG No.: E3P61  
 Lab Sample ID: H1786-07A Date(s) Analyzed: 09/27/2009 09/27/2009  
 Instrument ID (1): E3 Instrument ID (2): E3  
 GC Column(1): CLPPest ID: 0.53 (mm) GC Column(2): CLPPestII ID: 0.53 (MM)

ANALYTE	PEAK	RT	RT WINDOW		CONCENTRATION		%D
			FROM	TO	PEAK	MEAN	
Aroclor-1248	1	5.433	4.609	4.749	4469.1255	4817.709750	
	2	5.457	5.205	5.345	4424.5046		
COLUMN 1	3	5.648	5.396	5.536	5559.4991		
	4						
	5						
COLUMN 2	1	5.978	5.605	5.745	4763.3948	5048.208873	4.8
	2	6.033	5.932	6.072	5320.1021		
	3	6.302	6.199	6.339	5061.1297		
	4						
	5						
Aroclor-1254	1	5.934	5.796	5.936	4655.6502	3564.762385	
	2	6.063	6.098	6.238	2984.0540		
COLUMN 1	3	6.368	6.620	6.760	3054.5830		
	4						
	5						
COLUMN 2	1	6.648	6.132	6.272	4022.4522	3411.845413	4.5
	2	6.796	6.686	6.826	3165.0158		
	3	7.072	6.965	7.105	3048.0682		
	4						
	5						

At least 3 peaks for each column are required for identification of multicomponent analytes

**PRELIMINARY**

10C - FORM X ARO  
IDENTIFICATION SUMMARY  
FOR MULTICOMPONENT ANALYTES

EPA SAMPLE NO.

E3P67DL

Lab Name: MITKEM LABORATORIES Contract: EP-W-05-030  
 Lab Code: MITKEM Case No.: 38947 Mod. Ref No.: SDG No.: E3P61  
 Lab Sample ID: H1786-07ADL Date(s) Analyzed: 09/27/2009 09/27/2009  
 Instrument ID (1): E3 Instrument ID (2): E3  
 GC Column(1): CLPPest ID: 0.53 (mm) GC Column(2): CLPPestII ID: 0.53 (MM)

ANALYTE	PEAK	RT	RT WINDOW		CONCENTRATION		%D
			FROM	TO	PEAK	MEAN	
Aroclor-1248	1	5.433	4.609	4.749	6162.9046	6591.675221	
	2	5.455	5.205	5.345	6003.1710		
COLUMN 1	3	5.648	5.396	5.536	7608.9501		
	4						
	5						
COLUMN 2	1	5.980	5.605	5.745	6244.6647		
	2	6.033	5.932	6.072	6918.6401		
	3	6.304	6.199	6.339	6212.0222		
	4						
	5						
					6458.442307	2.1	
Aroclor-1254	1	5.934	5.796	5.936	5373.7682	4422.868446	
	2	6.063	6.098	6.238	3886.6542		
COLUMN 1	3	6.368	6.620	6.760	4008.1829		
	4						
	5						
COLUMN 2	1	6.652	6.132	6.272	4373.5905		
	2	6.797	6.686	6.826	3965.3059		
	3	7.072	6.965	7.105	4068.7850		
	4						
	5						
					4135.893818	6.9	

At least 3 peaks for each column are required for identification of multicomponent analytes

**PRELIMINARY**

10C - FORM X ARO  
IDENTIFICATION SUMMARY  
FOR MULTICOMPONENT ANALYTES

EPA SAMPLE NO.

E3P67MS

Lab Name: MITKEM LABORATORIES Contract: EP-W-05-030  
 Lab Code: MITKEM Case No.: 38947 Mod. Ref No.: SDG No.: E3P61  
 Lab Sample ID: H1786-07AMS Date(s) Analyzed: 09/27/2009 09/27/2009  
 Instrument ID (1): E3 Instrument ID (2): E3  
 GC Column(1): CLPPest ID: 0.53 (mm) GC Column(2): CLPPestII ID: 0.53 (MM)

ANALYTE	PEAK	RT	RT WINDOW		CONCENTRATION		%D	
			FROM	TO	PEAK	MEAN		
Aroclor-1016	1	4.164	4.111	4.251	1707.3296	4000.272545		
	2	4.842	4.323	4.463	5059.1810			
	COLUMN 1	3	5.388	4.869	5.009			5234.3071
		4						
		5						
COLUMN 2	1	4.757	4.867	5.007	1494.3616	4465.082728	11.6	
	2	5.282	5.104	5.244	5966.1025			
	3	5.705	5.187	5.327	5934.7841			
	4							
	5							
Aroclor-1248	1	5.433	4.609	4.749	4393.0284	4744.257409		
	2	5.457	5.205	5.345	4348.9406			
	COLUMN 1	3	5.649	5.396	5.536			5490.8032
		4						
		5						
COLUMN 2	1	5.980	5.605	5.745	4497.7091	4815.657985	1.5	
	2	6.034	5.932	6.072	5117.1823			
	3	6.303	6.199	6.339	4832.0825			
	4							
	5							
Aroclor-1254	1	5.936	5.796	5.936	5633.9569	3868.804117		
	2	6.063	6.098	6.238	2963.2566			
	COLUMN 1	3	6.370	6.620	6.760			3009.1989
		4						
		5						
COLUMN 2	1	6.623	6.132	6.272	4956.8433	3667.745893	5.5	
	2	6.797	6.686	6.826	3062.8263			
	3	7.073	6.965	7.105	2983.5681			
	4							
	5							

**PRELIMINARY**

10C - FORM X ARO  
IDENTIFICATION SUMMARY  
FOR MULTICOMPONENT ANALYTES

EPA SAMPLE NO.

E3P67MS

Lab Name: MITKEM LABORATORIES Contract: EP-W-05-030  
 Lab Code: MITKEM Case No.: 38947 Mod. Ref No.: SDG No.: E3P61  
 Lab Sample ID: H1786-07AMS Date(s) Analyzed: 09/27/2009 09/27/2009  
 Instrument ID (1): E3 Instrument ID (2): E3  
 GC Column(1): CLPPest ID: 0.53 (mm) GC Column(2): CLPPestII ID: 0.53 (MM)

ANALYTE	PEAK	RT	RT WINDOW		CONCENTRATION		%D
			FROM	TO	PEAK	MEAN	
Aroclor-1260	1	6.262	6.291	6.431	1236.4168	1416.222652	
	2	6.909	7.430	7.570	2213.0783		
	3	8.107	7.795	7.936	799.1729		
4							
5							
COLUMN 1							
	1	7.295	7.645	7.785	1476.6727	1738.289516	22.7
	2	7.767	8.504	8.644	2894.1691		
	3	9.144	9.016	9.156	844.0267		
	4						
5							
COLUMN 2							

At least 3 peaks for each column are required for identification of multicomponent analytes

**PRELIMINARY**

10C - FORM X ARO  
IDENTIFICATION SUMMARY  
FOR MULTICOMPONENT ANALYTES

EPA SAMPLE NO.

E3P67MSD

Lab Name: MITKEM LABORATORIES Contract: EP-W-05-030  
 Lab Code: MITKEM Case No.: 38947 Mod. Ref No.: SDG No.: E3P61  
 Lab Sample ID: H1786-07AMSD Date(s) Analyzed: 09/27/2009 09/27/2009  
 Instrument ID (1): E3 Instrument ID (2): E3  
 GC Column(1): CLPPest ID: 0.53 (mm) GC Column(2): CLPPestII ID: 0.53 (MM)

ANALYTE	PEAK	RT	RT WINDOW		CONCENTRATION		%D
			FROM	TO	PEAK	MEAN	
Aroclor-1016	1	4.163	4.111	4.251	2105.5288	4679.484520	
	2	4.843	4.323	4.463	6025.5183		
COLUMN 1	3	5.388	4.869	5.009	5907.4064		
	4						
	5						
COLUMN 2	1	4.756	4.867	5.007	1892.4141	5397.610850	15.3
	2	5.282	5.104	5.244	7060.2672		
	3	5.704	5.187	5.327	7240.1513		
	4						
	5						
Aroclor-1248	1	5.433	4.609	4.749	5235.4091	5614.462913	
	2	5.457	5.205	5.345	5263.8812		
COLUMN 1	3	5.651	5.396	5.536	6344.0985		
	4						
	5						
COLUMN 2	1	5.980	5.605	5.745	5414.6966	5766.143223	2.7
	2	6.035	5.932	6.072	6047.0834		
	3	6.303	6.199	6.339	5836.6497		
	4						
	5						
Aroclor-1254	1	5.937	5.796	5.936	6856.6417	4507.339181	
	2	6.064	6.098	6.238	3312.9204		
COLUMN 1	3	6.371	6.620	6.760	3352.4555		
	4						
	5						
COLUMN 2	1	6.622	6.132	6.272	6403.9590	4365.724117	3.2
	2	6.797	6.686	6.826	3390.5572		
	3	7.074	6.965	7.105	3302.6561		
	4						
	5						

**PRELIMINARY**

10C - FORM X ARO  
 IDENTIFICATION SUMMARY  
 FOR MULTICOMPONENT ANALYTES

EPA SAMPLE NO.

E3P67MSD

Lab Name: MITKEM LABORATORIES Contract: EP-W-05-030  
 Lab Code: MITKEM Case No.: 38947 Mod. Ref No.: SDG No.: E3P61  
 Lab Sample ID: H1786-07AMSD Date(s) Analyzed: 09/27/2009 09/27/2009  
 Instrument ID (1): E3 Instrument ID (2): E3  
 GC Column(1): CLPPest ID: 0.53 (mm) GC Column(2): CLPPestII ID: 0.53 (MM)

ANALYTE	PEAK	RT	RT WINDOW		CONCENTRATION		%D	
			FROM	TO	PEAK	MEAN		
Aroclor-1260	1	6.262	6.291	6.431	1327.1141	1536.411058		
	2	6.910	7.430	7.570	2381.7620			
	3	8.107	7.795	7.936	900.3571			
COLUMN 1		4						
COLUMN 1		5						
COLUMN 2	1	7.296	7.645	7.785	1595.7345	1935.512731	26.0	
	2	7.767	8.504	8.644	3244.0222			
	3	9.145	9.016	9.156	966.7815			
	COLUMN 2		4					
	COLUMN 2		5					

At least 3 peaks for each column are required for identification of multicomponent analytes

**PRELIMINARY**



10C - FORM X ARO  
IDENTIFICATION SUMMARY  
FOR MULTICOMPONENT ANALYTES

EPA SAMPLE NO.

E3P68

Lab Name: MITKEM LABORATORIES Contract: EP-W-05-030  
 Lab Code: MITKEM Case No.: 38947 Mod. Ref No.: SDG No.: E3P61  
 Lab Sample ID: H1786-08A Date(s) Analyzed: 09/27/2009 09/27/2009  
 Instrument ID (1): E3 Instrument ID (2): E3  
 GC Column(1): CLPPest ID: 0.53 (mm) GC Column(2): CLPPestII ID: 0.53 (MM)

ANALYTE	PEAK	RT	RT WINDOW		CONCENTRATION		%D	
			FROM	TO	PEAK	MEAN		
Aroclor-1248	1	5.433	4.609	4.749	5212.0757	5451.294225		
	2	5.456	5.205	5.345	5332.2311			
COLUMN 1	3	5.652	5.396	5.536	5809.5758			
	4							
	5							
	COLUMN 2	1	5.978	5.605	5.745			5426.6375
		2	6.032	5.932	6.072			5802.0410
3		6.300	6.199	6.339	5833.2978			
4								
5								
Aroclor-1254	1	5.934	5.796	5.936	5499.1914	3551.501646		
	2	6.062	6.098	6.238	2606.9269			
COLUMN 1	3	6.368	6.620	6.760	2548.3867			
	4							
	5							
	COLUMN 2	1	6.621	6.132	6.272			5282.6924
		2	6.795	6.686	6.826			2657.0837
3		7.072	6.965	7.105	2537.6100			
4								
5								
					3492.462036	1.7		

At least 3 peaks for each column are required for identification of multicomponent analytes

10C - FORM X ARO  
IDENTIFICATION SUMMARY  
FOR MULTICOMPONENT ANALYTES

EPA SAMPLE NO.

E3P68DL

Lab Name: MITKEM LABORATORIES Contract: EP-W-05-030  
 Lab Code: MITKEM Case No.: 38947 Mod. Ref No.: SDG No.: E3P61  
 Lab Sample ID: H1786-08ADL Date(s) Analyzed: 09/27/2009 09/27/2009  
 Instrument ID (1): E3 Instrument ID (2): E3  
 GC Column(1): CLPPest ID: 0.53 (mm) GC Column(2): CLPPestII ID: 0.53 (MM)

ANALYTE	PEAK	RT	RT WINDOW		CONCENTRATION		%D
			FROM	TO	PEAK	MEAN	
Aroclor-1248	1	5.433	4.609	4.749	6537.9787	6739.157569	
	2	5.455	5.205	5.345	6653.3740		
COLUMN 1	3	5.651	5.396	5.536	7026.1200		
	4						
	5						
COLUMN 2	1	5.978	5.605	5.745	6950.6424	7095.052604	5.3
	2	6.032	5.932	6.072	7410.8078		
	3	6.301	6.199	6.339	6923.7077		
	4						
	5						
Aroclor-1254	1	5.934	5.796	5.936	5420.3878	3737.592313	
	2	6.062	6.098	6.238	2935.3282		
COLUMN 1	3	6.367	6.620	6.760	2857.0610		
	4						
	5						
COLUMN 2	1	6.620	6.132	6.272	4799.7479	3780.952246	1.2
	2	6.795	6.686	6.826	3257.9223		
	3	7.071	6.965	7.105	3285.1865		
	4						
	5						

At least 3 peaks for each column are required for identification of multicomponent analytes

**PRELIMINARY**

10C - FORM X ARO  
IDENTIFICATION SUMMARY  
FOR MULTICOMPONENT ANALYTES

EPA SAMPLE NO.

E3P69

Lab Name: MITKEM LABORATORIES Contract: EP-W-05-030  
 Lab Code: MITKEM Case No.: 38947 Mod. Ref No.: SDG No.: E3P61  
 Lab Sample ID: H1786-09A Date(s) Analyzed: 09/27/2009 09/27/2009  
 Instrument ID (1): E3 Instrument ID (2): E3  
 GC Column(1): CLPPest ID: 0.53 (mm) GC Column(2): CLPPestII ID: 0.53 (MM)

ANALYTE	PEAK	RT	RT WINDOW		CONCENTRATION		%D
			FROM	TO	PEAK	MEAN	
Aroclor-1248	1	5.435	4.609	4.749	5514.9781	5780.281053	
	2	5.459	5.205	5.345	5657.8158		
	3	5.656	5.396	5.536	6168.0493		
	4						
	5						
COLUMN 1	1	5.981	5.605	5.745	5754.3330	6165.314937	6.7
	2	6.036	5.932	6.072	6155.6005		
	3	6.302	6.199	6.339	6586.0113		
	4						
	5						
COLUMN 2	1	5.938	5.796	5.936	8920.1466	4820.898603	
	2	6.064	6.098	6.238	2767.9191		
	3	6.372	6.620	6.760	2774.6301		
	4						
	5						
Aroclor-1254	1	6.622	6.132	6.272	9675.1434	5062.229423	5.0
	2	6.798	6.686	6.826	2807.9057		
	3	7.076	6.965	7.105	2703.6391		
	4						
	5						
COLUMN 2							

At least 3 peaks for each column are required for identification of multicomponent analytes

**PRELIMINARY**

10C - FORM X ARO  
 IDENTIFICATION SUMMARY  
 FOR MULTICOMPONENT ANALYTES

EPA SAMPLE NO.

E3P69DL

Lab Name: MITKEM LABORATORIES Contract: EP-W-05-030  
 Lab Code: MITKEM Case No.: 38947 Mod. Ref No.: SDG No.: E3P61  
 Lab Sample ID: H1786-09ADL Date(s) Analyzed: 09/27/2009 09/27/2009  
 Instrument ID (1): E3 Instrument ID (2): E3  
 GC Column(1): CLPPest ID: 0.53 (mm) GC Column(2): CLPPestII ID: 0.53 (MM)

ANALYTE	PEAK	RT	RT WINDOW		CONCENTRATION		%D
			FROM	TO	PEAK	MEAN	
Aroclor-1248	1	5.433	4.609	4.749	6962.9384	7167.445185	
	2	5.456	5.205	5.345	7048.1936		
COLUMN 1	3	5.652	5.396	5.536	7491.2036		
	4						
	5						
COLUMN 2	1	5.979	5.605	5.745	6902.3749	7103.927936	0.9
	2	6.033	5.932	6.072	7314.0993		
	3	6.301	6.199	6.339	7095.3096		
	4						
	5						
Aroclor-1254	1	5.935	5.796	5.936	8983.1113	5180.096248	
	2	6.063	6.098	6.238	3276.9289		
COLUMN 1	3	6.368	6.620	6.760	3280.2486		
	4						
	5						
COLUMN 2	1	6.621	6.132	6.272	8401.3127	4835.806199	7.1
	2	6.797	6.686	6.826	3033.5933		
	3	7.072	6.965	7.105	3072.5125		
	4						
	5						

At least 3 peaks for each column are required for identification of multicomponent analytes

10C - FORM X ARO  
IDENTIFICATION SUMMARY  
FOR MULTICOMPONENT ANALYTES

EPA SAMPLE NO.

E3P70

Lab Name: MITKEM LABORATORIES Contract: EP-W-05-030  
 Lab Code: MITKEM Case No.: 38947 Mod. Ref No.: SDG No.: E3P61  
 Lab Sample ID: H1786-10A Date(s) Analyzed: 09/25/2009 09/25/2009  
 Instrument ID (1): E3 Instrument ID (2): E3  
 GC Column(1): CLPPest ID: 0.53 (mm) GC Column(2): CLPPestII ID: 0.53 (MM)

ANALYTE	PEAK	RT	RT WINDOW		CONCENTRATION		%D	
			FROM	TO	PEAK	MEAN		
Aroclor-1248	1	5.445	4.609	4.749	2736.9415	2934.787544		
	2	5.468	5.205	5.345	2752.0001			
	COLUMN 1	3	5.662	5.396	5.536			3315.4210
		4						
		5						
COLUMN 2	1	5.993	5.605	5.745	2801.6476	3039.974852	3.6	
	2	6.048	5.932	6.072	3137.4767			
	3	6.315	6.199	6.339	3180.8003			
	4							
	5							
Aroclor-1254	1	5.948	5.796	5.936	6024.0355	3183.801051		
	2	6.074	6.098	6.238	1752.1555			
	COLUMN 1	3	6.383	6.620	6.760			1775.2122
		4						
		5						
COLUMN 2	1	6.635	6.132	6.272	6849.3689	3434.642338	7.9	
	2	6.811	6.686	6.826	1753.3092			
	3	7.088	6.965	7.105	1701.2489			
	4							
	5							
Aroclor-1260	1	6.274	6.291	6.431	628.4486	801.837277		
	2	6.942	7.430	7.570	1330.2475			
	COLUMN 1	3	8.123	7.795	7.936			446.8157
		4						
		5						
COLUMN 2	1	7.311	7.645	7.785	798.2468	1089.702825	35.9	
	2	7.780	8.504	8.644	1958.7770			
	3	9.159	9.016	9.156	512.0847			
	4							
	5							

At least 3 peaks for each column are required for identification of multicomponent analytes

**PRELIMINARY**

10C - FORM X ARO  
 IDENTIFICATION SUMMARY  
 FOR MULTICOMPONENT ANALYTES

EPA SAMPLE NO.

E3P70DL

Lab Name: MITKEM LABORATORIES Contract: EP-W-05-030  
 Lab Code: MITKEM Case No.: 38947 Mod. Ref No.: SDG No.: E3P61  
 Lab Sample ID: H1786-10ADL Date(s) Analyzed: 09/27/2009 09/27/2009  
 Instrument ID (1): E3 Instrument ID (2): E3  
 GC Column(1): CLPPest ID: 0.53 (mm) GC Column(2): CLPPestII ID: 0.53 (MM)

ANALYTE	PEAK	RT	RT WINDOW		CONCENTRATION		%D
			FROM	TO	PEAK	MEAN	
Aroclor-1248	1	5.433	4.609	4.749	3740.3583	3951.233745	
	2	5.455	5.205	5.345	3731.5230		
COLUMN 1	3	5.648	5.396	5.536	4381.8199		
	4						
	5						
COLUMN 2	1	5.978	5.605	5.745	3757.7951		
	2	6.032	5.932	6.072	4163.6703		
	3	6.301	6.199	6.339	3852.6227		
	4						
	5						
						3924.696062	0.7
Aroclor-1254	1	5.934	5.796	5.936	7009.6887	3836.813418	
	2	6.061	6.098	6.238	2248.1455		
COLUMN 1	3	6.367	6.620	6.760	2252.6061		
	4						
	5						
COLUMN 2	1	6.620	6.132	6.272	7205.7606		
	2	6.795	6.686	6.826	2159.5357		
	3	7.071	6.965	7.105	2211.2137		
	4						
	5						
						3858.836670	0.6

At least 3 peaks for each column are required for identification of multicomponent analytes

**PRELIMINARY**

10C - FORM X ARO  
 IDENTIFICATION SUMMARY  
 FOR MULTICOMPONENT ANALYTES

EPA SAMPLE NO.

E3P71

Lab Name: MITKEM LABORATORIES Contract: EP-W-05-030  
 Lab Code: MITKEM Case No.: 38947 Mod. Ref No.: SDG No.: E3P61  
 Lab Sample ID: H1786-11A Date(s) Analyzed: 09/27/2009 09/27/2009  
 Instrument ID (1): E3 Instrument ID (2): E3  
 GC Column(1): CLPPest ID: 0.53 (mm) GC Column(2): CLPPestII ID: 0.53 (MM)

ANALYTE	PEAK	RT	RT WINDOW		CONCENTRATION		%D
			FROM	TO	PEAK	MEAN	
Aroclor-1248	1	5.434	4.609	4.749	3696.6079	3956.105668	
	2	5.457	5.205	5.345	3699.7199		
COLUMN 1	3	5.651	5.396	5.536	4471.9892		
	4						
	5						
COLUMN 2	1	5.980	5.605	5.745	3806.8304		
	2	6.034	5.932	6.072	4207.7370		
	3	6.302	6.199	6.339	4213.3308		
	4						
	5						
Aroclor-1254	1	5.937	5.796	5.936	7862.9150	4190.689649	
	2	6.063	6.098	6.238	2347.4209		
COLUMN 1	3	6.371	6.620	6.760	2361.7331		
	4						
	5						
COLUMN 2	1	6.622	6.132	6.272	8513.8395		
	2	6.796	6.686	6.826	2327.6237		
	3	7.073	6.965	7.105	2275.5884		
	4						
	5						
					4372.350571	4.3	

At least 3 peaks for each column are required for identification of multicomponent analytes

**PRELIMINARY**

10C - FORM X ARO  
IDENTIFICATION SUMMARY  
FOR MULTICOMPONENT ANALYTES

EPA SAMPLE NO.

E3P71DL

Lab Name: MITKEM LABORATORIES Contract: EP-W-05-030  
 Lab Code: MITKEM Case No.: 38947 Mod. Ref No.: SDG No.: E3P61  
 Lab Sample ID: H1786-11ADL Date(s) Analyzed: 09/27/2009 09/27/2009  
 Instrument ID (1): E3 Instrument ID (2): E3  
 GC Column(1): CLPPest ID: 0.53 (mm) GC Column(2): CLPPestII ID: 0.53 (MM)

ANALYTE	PEAK	RT	RT WINDOW		CONCENTRATION		%D
			FROM	TO	PEAK	MEAN	
Aroclor-1248	1	5.433	4.609	4.749	4769.0082	5061.919115	
	2	5.455	5.205	5.345	4748.8812		
COLUMN 1	3	5.648	5.396	5.536	5667.8680		
	4						
	5						
COLUMN 2	1	5.978	5.605	5.745	5000.7310	5116.406368	1.1
	2	6.032	5.932	6.072	5420.0570		
	3	6.302	6.199	6.339	4928.4311		
	4						
	5						
Aroclor-1254	1	5.935	5.796	5.936	8031.1492	4556.080976	
	2	6.062	6.098	6.238	2797.9183		
COLUMN 1	3	6.368	6.620	6.760	2839.1754		
	4						
	5						
COLUMN 2	1	6.620	6.132	6.272	7839.4508	4472.054812	1.9
	2	6.796	6.686	6.826	2750.6333		
	3	7.072	6.965	7.105	2826.0803		
	4						
	5						

At least 3 peaks for each column are required for identification of multicomponent analytes

**PRELIMINARY**





Contract Laboratory Program

### Sample Delivery Group (SDG)

#### Cover Sheet

SDG Number E3P61

Laboratory Name	<u>Mitkem Laboratories</u>	Lab Code	<u>MITKEM</u>
Contract No.	<u>EP-W-05-030</u>	Case No.	<u>38947</u>
Analysis Price	<u>\$437</u>	SDG Turnaround	<u>21 days with PR</u>

#### EPA Sample Numbers in SDG (Listed in Numerical Order)

01) E3P61	08) E3P66	15) E3P71	/
02) E3P62	09) E3P67	16) E3P72	
03) E3P63	10) E3P67MS		
04) E3P64	11) E3P67MSD		
05) E3P64MS	12) E3P68		
06) E3P64MSD	13) E3P69		
07) E3P65	14) E3P70		

First Sample in SDG

E3P61

Last Sample in SDG

E3P72

First Sample Receipt Date

09/16/2009

Last Sample Receipt Date

09/23/2009

**Note:** There are a maximum of 20 field samples [excluding Performance Evaluation (PE) samples in an SDG. Attach the TR/COC Records to this form in alphanumeric order (the order listed above on this form).

Signature *Agnes R. Huntley*

Date 09/23/2009

Modified Analysis 1760.0



# USEPA Contract Laboratory Program Organic Traffic Report & Chain of Custody Record

Case No: 38947  
DAS No: 09CK16  
SDG No: E3P61

**L**

Date Shipped: 9/15/2009		Sampler Signature: <i>[Signature]</i>	
Carrier Name: FedEx		Received By: <i>[Signature]</i>	
Airbill: 8638 3300 6476		(Date / Time)	
Shipped to: Spectrum Analytical 175 Metro Center Blvd. Warwick RI 02886 (401) 732-3400		9/15/2009 8:58	
2		<i>[Signature]</i>	
3		<i>[Signature]</i>	
4		<i>[Signature]</i>	

### Chain of Custody Record

Relinquished By: *[Signature]* (Date / Time)  
2 9/15/2009 15:40  
3  
4

### For Lab Use Only

Lab Contract No: EP-WJ-05-030  
Unit Price: \$437  
Transfer To: -  
Lab Contract No: -  
Unit Price: -

ORGANIC SAMPLE No. MATRIX/ SAMPLER CONG/ TYPE ANALYSIS/ TURNAROUND PRESERVATIVE/ Bottles TAG No/ PRESERVATIVE/ Bottles STATION LOCATION SAMPLE COLLECT DATE/TIME FOR LAB USE ONLY INORGANIC SAMPLE No. Sample Condition On Receipt

ORGANIC SAMPLE No.	MATRIX/ SAMPLER	CONG/ TYPE	ANALYSIS/ TURNAROUND	PRESERVATIVE/ Bottles	TAG No/ PRESERVATIVE/ Bottles	STATION LOCATION	SAMPLE COLLECT DATE/TIME	FOR LAB USE ONLY INORGANIC SAMPLE No.
E3P59	Soil/Sediment/ Greene, Raddeman Hodach, Unger, Shekoski	L/G	PAHs (21), PCBs (sed) (21)	5C-125287 (Ice Only), 5C-125288 (Ice Only) (2)	5C-125287 (Ice Only), 5C-125288 (Ice Only) (2)	KK-SD073-N	S: 9/15/2009 9:30	
E3P60	Soil/Sediment/ Greene, Raddeman Hodach, Unger, Shekoski	L/G	PAHs (21), PCBs (sed) (21)	5C-125289 (Ice Only), 5C-125290 (Ice Only) (2)	5C-125289 (Ice Only), 5C-125290 (Ice Only) (2)	KK-SD074-N	S: 9/15/2009 10:05	
E3P61	Soil/Sediment/ Greene, Raddeman Hodach, Unger, Shekoski	L/G	PAHs (21), PCBs (sed) (21)	5C-125291 (Ice Only), 5C-125292 (Ice Only) (2)	5C-125291 (Ice Only), 5C-125292 (Ice Only) (2)	KK-SD075-B	S: 9/15/2009 10:40	
E3P62	Soil/Sediment/ Greene, Raddeman Hodach, Unger, Shekoski	L/G	PAHs (21), PCBs (sed) (21)	5C-125293 (Ice Only), 5C-125294 (Ice Only) (2)	5C-125293 (Ice Only), 5C-125294 (Ice Only) (2)	KK-SD075-C1	S: 9/15/2009 10:42	
E3P63	Soil/Sediment/ Greene, Raddeman Hodach, Unger, Shekoski	L/G	PAHs (21), PCBs (sed) (21)	5C-125295 (Ice Only), 5C-125296 (Ice Only) (2)	5C-125295 (Ice Only), 5C-125296 (Ice Only) (2)	KK-SD075-C2	S: 9/15/2009 10:44	
E3P64	Soil/Sediment/ Greene, Raddeman Hodach, Unger, Shekoski	L/G	PAHs (21), PCBs (sed) (21)	5C-125297 (Ice Only), 5C-125298 (Ice Only) (2)	5C-125297 (Ice Only), 5C-125298 (Ice Only) (2)	KK-SD075-N	S: 9/15/2009 10:46	

**COPY**  
Original Documents Are Included in CSF  
Date: 9/16/09  
Signed: ARH

HT86

OK →

Shipment for Case Complete? <b>7N</b>	Sample(s) to be used for laboratory QC: E3P53	Additional Sampler Signature(s):	Cooler Temperature Upon Receipt: 8°C	Chain of Custody Seal Number: 105107-105/12
Analysis Key: PAHs = PAHs, PCBs (sed) = PCBs (sed)	Concentration: L = Low, M = Low/Medium, H = High	Type/Designate: Composite = C, Grab = G	Custody Seal Intact? <input checked="" type="checkbox"/>	Shipment Iced? <input checked="" type="checkbox"/>

TR Number: 5-264768350-091509-0002

PR provides preliminary results. Requests for preliminary results will increase analytical costs.  
Send Copy to: Sample Management Office, Attn: Heather Bauer, CSC, 15000 Conference Center Dr., Chantilly, VA 20151-3819; Phone 703/818-4200; Fax 703/818-4102

**LABORATORY COPY**



**USEPA Contract Laboratory Program  
Organic Traffic Report & Chain of Custody Record**

Case No: 38947  
DAS No: 09CK16  
SDG No: E3P61

**L**

Date Shipped: 9/22/09		Chain of Custody Record	
Carrier Name: FedEx	Relinquished By (Date / Time)	Sampler Signature: <i>[Signature]</i>	Received By (Date / Time)
Airbill: 863844661977	1 <i>[Signature]</i> 9/22/09 14:00	<i>[Signature]</i>	9/22/09 14:00
Shipped to: Spectrum Analytical 175 Metro Center Blvd. Warwick RI 02886 (401) 732-3400	2 _____	<i>[Signature]</i>	9/22/09 12:40
	3 _____		
	4 _____		

ORGANIC SAMPLE No.	MATRIX/ SAMPLER	CONC/ TYPE	ANALYSIS/ TURNAROUND	PRESERVATIVE/ Bottles	TAG No./	STATION LOCATION	SAMPLE COLLECT DATE/TIME	INORGANIC SAMPLE No.	FOR LAB USE ONLY Sample Condition On Receipt
05 E3P65	Soil/Sediment/ Greene, Raddeman Hodach, Unger, Shekoski	L/G	PAHs (21), PCBs (sed) (21)	5C-124817 (Ice Only), 5C-124818 (Ice Only) (2)		KK-SD051-A	9/22/09 12:10		OK
06 E3P66	Soil/Sediment/ Greene, Raddeman Hodach, Unger, Shekoski	L/G	PAHs (21), PCBs (sed) (21)	5C-124819 (Ice Only), 5C-124820 (Ice Only) (2)		KK-SD051-B	9/22/09 12:15		
07 E3P67	Soil/Sediment/ Greene, Raddeman Hodach, Unger, Shekoski	L/G	PAHs (21), PCBs (sed) (21)	5C-124821 (Ice Only), 5C-124822 (Ice Only) (2)		KK-SD051-C1	9/22/09 12:20		
08 E3P68	Soil/Sediment/ Greene, Raddeman Hodach, Unger, Shekoski	L/G	PAHs (21), PCBs (sed) (21)	5C-124823 (Ice Only), 5C-124824 (Ice Only) (2)		KK-SD054-A	9/22/09 11:55		OK
09 E3P69	Soil/Sediment/ Greene, Raddeman Hodach, Unger, Shekoski	L/G	PAHs (21), PCBs (sed) (21)	5C-124825 (Ice Only), 5C-124833 (Ice Only) (2)		KK-SD054-B	9/22/09 11:57		
10 E3P70	Soil/Sediment/ Greene, Raddeman Hodach, Unger, Shekoski	L/G	PAHs (21), PCBs (sed) (21)	5C-124827 (Ice Only), 5C-124828 (Ice Only) (2)		KK-SD054-C1	9/22/09 12:00		OK

Shipment for Case Complete 7N	Sample(s) to be used for laboratory QC: E3P67	Additional Sampler Signature(s):	Cooler Temperature Upon Receipt: 7°C	Chain of Custody Seal Number: 1051574 105158
Analysis Key: PAHs = PAHs, PCBs (sed) = PCBs (sed)	Concentration: L = Low, M = Low/Medium, H = High	Type/Designate: Composite = C, Grab = G	Custody Seal Intact? <input checked="" type="checkbox"/>	Shipment Iced? <input checked="" type="checkbox"/>

**TR Number: 5-264768350-092109-0001**

PR provides preliminary results. Requests for preliminary results will increase analytical costs.  
Send Copy to: Sample Management Office, Attn: Heather Bauer, CSC, 15000 Conference Center Dr., Chantilly, VA 20151-3819; Phone 703/818-4200; Fax 703/81

**LABORATORY COPY**



**USEPA Contract Laboratory Program  
Organic Traffic Report & Chain of Custody Record**

Case No: 38947  
DAS No: 09CK16  
SDG No: E3P67

**L**

Date Shipped: 9/22/09		Sampler Signature: <i>[Signature]</i> 9/22/09	
Carrier Name: FedEx		Received By: <i>[Signature]</i> (Date / Time)	
Airbill: 863844661977		9/22/09 12:40	
Shipped to: Spectrum Analytical 175 Metro Center Blvd. Warwick RI 02886 (401) 732-3400		9/23/09 12:40	

Relinquished By	(Date / Time)
1 <i>[Signature]</i>	9/22/09 12:40
2	
3	
4	

**For Lab Use Only**  
Lab Contract No: EP-W-05-030  
Unit Price: \$437  
Transfer To: -  
Lab Contract No: -  
Unit Price: -

ORGANIC SAMPLE No.	MATRIX/ SAMPLER	CONC/ TYPE	ANALYSIS/ TURNAROUND	TAG No./ PRESERVATIVE/ Bottles	STATION LOCATION	SAMPLE COLLECT DATE/TIME	INORGANIC SAMPLE No.	FOR LAB USE ONLY Sample Condition On Receipt
E3P71	Soil/Sediment/ Greene, Raddeman Hodach, Unger, Shekoski Field QC/ Greene, Raddeman Hodach, Unger	L/G	PAHs (21), PCBs (sed) (21)	5C-124829 (Ice Only), 5C-124830 (Ice Only) (2)	KK-SD054-C1-FD	9/22/09 12:05		OK
E3P72	Field QC/ Greene, Raddeman Hodach, Unger	L/G	PAHs (21), PCBs (sed) (21)	5C-124831 (Ice Only), 5C-124832 (Ice Only) (2)	KK-EB-07	9/22/09 13:00		OK

SDG-Final Sample

Shipment for Case Complete? N	Sample(s) to be used for laboratory QC: E3P67	Additional Sampler Signature(s):	Cooler Temperature Upon Receipt: 7°C	Chain of Custody Seal Number: 105157 & 105158
Analysis Key: PAHs = PAHs, PCBs (sed) = PCBs (sed)	Concentration: L = Low, M = Low/Medium, H = High	Type/Designate: Composite = C, Grab = G	Custody Seal Intact? <input checked="" type="checkbox"/>	Shipment Iced? <input checked="" type="checkbox"/>

**LABORATORY COPY**



Contract Laboratory Program

### Sample Delivery Group (SDG)

#### Cover Sheet

SDG Number E3P61

Laboratory Name	<u>Mitkem Laboratories</u>	Lab Code	<u>MITKEM</u>
Contract No.	<u>EP-W-05-030</u>	Case No.	<u>38947</u>
Analysis Price	<u>\$437</u>	SDG Turnaround	<u>21 days with PR</u>

EPA Sample Numbers in SDG (Listed in Numerical Order)

01) E3P61			
02) E3P62			
03) E3P63			
04) E3P64			

First Sample in SDG

E3P61

Last Sample in SDG

~~E3P64~~ **Still Open**  
**ARH 9/21/09**

First Sample Receipt Date

09/16/2009

Last Sample Receipt Date

~~09/16/2009~~  
**ARH 9/21/09**

Note: There are a maximum of 20 field samples [excluding Performance Evaluation (PE) samples in an SDG. Attach the TR/COC Records to this form in alphanumeric order (the order listed above on this form).

Signature

Date 09/21/2009

Modified Analysis 1760.0



# USEPA Contract Laboratory Program Organic Traffic Report & Chain of Custody Record

Case No: 38947  
DAS No: 09CK16  
SDG No: ESP61

**L**

Date Shipped: 9/15/2009		Sampler Signature: <i>[Signature]</i>	
Carrier Name: FedEx		Received By: <i>[Signature]</i>	
Airbill: 8638 3300 6476		(Date / Time)	
Shipped to: Spectrum Analytical 175 Metro Center Blvd. Warwick RI 02886 (401) 732-3400		9/15/2009 15:40	
2		9/16/09 8:58	
3			
4			

For Lab Use Only	
Lab Contract No:	EP-W-05-030
Unit Price:	\$437
Transfer To:	-
Lab Contract No:	-
Unit Price:	-

ORGANIC SAMPLE No.	MATRIX/ SAMPLER	CONC/ TYPE	ANALYSIS/ TURNAROUND	TAG No./ PRESERVATIVE/ Bottles	STATION LOCATION	SAMPLE COLLECT DATE/TIME	INORGANIC SAMPLE No.	FOR LAB USE ONLY Sample Condition On Receipt
E3P59	Soil/Sediment/ Greene, Raddeman Hodach, Unger, Shekoski	L/G	PAHs (21), PCBs (sed) (21)	5C-125287 (Ice Only), 5C-125288 (Ice Only) (2)	KK-SD073-N	S: 9/15/2009		9:30
E3P60	Soil/Sediment/ Greene, Raddeman Hodach, Unger, Shekoski	L/G	PAHs (21), PCBs (sed) (21)	5C-125289 (Ice Only), 5C-125290 (Ice Only) (2)	KK-SD074-N	S: 9/15/2009		10:05
E3P61	Soil/Sediment/ Greene, Raddeman Hodach, Unger, Shekoski	L/G	PAHs (21), PCBs (sed) (21)	5C-125291 (Ice Only), 5C-125292 (Ice Only) (2)	KK-SD075-B	S: 9/15/2009		10:40
E3P62	Soil/Sediment/ Greene, Raddeman Hodach, Unger, Shekoski	L/G	PAHs (21), PCBs (sed) (21)	5C-125293 (Ice Only), 5C-125294 (Ice Only) (2)	KK-SD075-C1	S: 9/15/2009		10:42
E3P63	Soil/Sediment/ Greene, Raddeman Hodach, Unger, Shekoski	L/G	PAHs (21), PCBs (sed) (21)	5C-125295 (Ice Only), 5C-125296 (Ice Only) (2)	KK-SD075-C2	S: 9/15/2009		10:44
E3P64	Soil/Sediment/ Greene, Raddeman Hodach, Unger, Shekoski	L/G	PAHs (21), PCBs (sed) (21)	5C-125297 (Ice Only), 5C-125298 (Ice Only) (2)	KK-SD075-N	S: 9/15/2009		10:46

**COPY**  
Original Documents Are Included in CSF  
Date: 9/16/09  
Signed: AAT

11789

OK →

Shipment for Case Complete 7N	Sample(s) to be used for laboratory QC: E3P53	Additional Sampler Signature(s):	Cooler Temperature Upon Receipt: 8°C	Chain of Custody Seal Number: 105107-105112
Analysis Key: PAHs = PAHs, PCBs (sed) = PCBs (sed)	Concentration: L = Low, M = Low/Medium, H = High	Type/Designate: Composite = C, Grab = G	Custody Seal Intact? <input checked="" type="checkbox"/>	Shipment Iced? <input checked="" type="checkbox"/>

1D - FORM I SV-1  
SEMIVOLATILE ORGANICS ANALYSIS DATA SHEET

EPA SAMPLE NO.

E3P65

Lab Name: MITKEM LABORATORIES Contract: EP-W-05-030  
 Lab Code: MITKEM Case No.: 38947 Mod. Ref No.: 1760.0 SDG No.: E3P61  
 Matrix: (SOIL/SED/WATER) SOIL Lab Sample ID: H1786-05A  
 Sample wt/vol: 30.3 (g/mL) G Lab File ID: S4D6210.D  
 Level: (LOW/MED) LOW Extraction: (Type) SONC  
 % Moisture: 38 Decanted: (Y/N) N Date Received: 09/23/2009  
 Concentrated Extract Volume: 500 (uL) Date Extracted: 09/23/2009  
 Injection Volume: 2.0 (uL) GPC Factor: 2.00 Date Analyzed: 09/25/2009  
 GPC Cleanup: (Y/N) Y pH: 7.3 Dilution Factor: 1.0

CAS NO.	COMPOUND	CONCENTRATION UNITS:		Q
		(ug/L or ug/Kg)	UG/KG	
91-20-3	Naphthalene		220	J
91-57-6	2-Methylnaphthalene		350	
208-96-8	Acenaphthylene		610	
83-32-9	Acenaphthene		1100	

**PRELIMINARY**

1E - FORM I SV-2  
SEMIVOLATILE ORGANICS ANALYSIS DATA SHEET

EPA SAMPLE NO.

E3P65

Lab Name: MITKEM LABORATORIES Contract: EP-W-05-030  
 Lab Code: MITKEM Case No.: 38947 Mod. Ref No.: 1760.0 SDG No.: E3P61  
 Matrix: (SOIL/SED/WATER) SOIL Lab Sample ID: H1786-05A  
 Sample wt/vol: 30.3 (g/mL) G Lab File ID: S4D6210.D  
 Level: (LOW/MED) LOW Extraction: (Type) SONC  
 % Moisture: 38 Decanted: (Y/N) N Date Received: 09/23/2009  
 Concentrated Extract Volume: 500 (uL) Date Extracted: 09/23/2009  
 Injection Volume: 2.0 (uL) GPC Factor: 2.00 Date Analyzed: 09/25/2009  
 GPC Cleanup: (Y/N) Y pH: 7.3 Dilution Factor: 1.0

CAS NO.	COMPOUND	CONCENTRATION UNITS:		Q
		(ug/L or ug/Kg)	UG/KG	
86-73-7	Fluorene		1500	
85-01-8	Phenanthrene		6500	E
120-12-7	Anthracene		2600	
206-44-0	Fluoranthene		8600	E
129-00-0	Pyrene		8600	E
56-55-3	Benzo(a)anthracene		7900	E
218-01-9	Chrysene		5300	E
205-99-2	Benzo(b)fluoranthene		7900	E
207-08-9	Benzo(k)fluoranthene		2900	
50-32-8	Benzo(a)pyrene		5300	E
193-39-5	Indeno(1,2,3-cd)pyrene		3900	
53-70-3	Dibenzo(a,h)anthracene		1700	
191-24-2	Benzo(g,h,i)perylene		1000	

(1) Cannot be separated from Diphenylamine

**PRELIMINARY**

SOM01.2 (6/2007)



1D - FORM I SV-1  
SEMIVOLATILE ORGANICS ANALYSIS DATA SHEET

EPA SAMPLE NO.

E3P65DL

Lab Name: MITKEM LABORATORIES Contract: EP-W-05-030  
 Lab Code: MITKEM Case No.: 38947 Mod. Ref No.: 1760.0 SDG No.: E3P61  
 Matrix: (SOIL/SED/WATER) SOIL Lab Sample ID: H1786-05ADL  
 Sample wt/vol: 30.3 (g/mL) G Lab File ID: S4D6224.D  
 Level: (LOW/MED) LOW Extraction: (Type) SONC  
 % Moisture: 38 Decanted: (Y/N) N Date Received: 09/23/2009  
 Concentrated Extract Volume: 500 (uL) Date Extracted: 09/23/2009  
 Injection Volume: 2.0 (uL) GPC Factor: 2.00 Date Analyzed: 09/26/2009  
 GPC Cleanup: (Y/N) Y pH: 7.3 Dilution Factor: 5.0

CAS NO.	COMPOUND	CONCENTRATION UNITS:	
		(ug/L or ug/Kg)	UG/KG
91-20-3	Naphthalene	290	DJ
91-57-6	2-Methylnaphthalene	450	DJ
208-96-8	Acenaphthylene	720	DJ
83-32-9	Acenaphthene	1400	D

**PRELIMINARY**

SOM01.2 (6/2007)

1E - FORM I SV-2  
SEMIVOLATILE ORGANICS ANALYSIS DATA SHEET

EPA SAMPLE NO.

E3P65DL

Lab Name: MITKEM LABORATORIES Contract: EP-W-05-030  
 Lab Code: MITKEM Case No.: 38947 Mod. Ref No.: 1760.0 SDG No.: E3P61  
 Matrix: (SOIL/SED/WATER) SOIL Lab Sample ID: H1786-05ADL  
 Sample wt/vol: 30.3 (g/mL) G Lab File ID: S4D6224.D  
 Level: (LOW/MED) LOW Extraction: (Type) SONC  
 % Moisture: 38 Decanted: (Y/N) N Date Received: 09/23/2009  
 Concentrated Extract Volume: 500 (uL) Date Extracted: 09/23/2009  
 Injection Volume: 2.0 (uL) GPC Factor: 2.00 Date Analyzed: 09/26/2009  
 GPC Cleanup: (Y/N) Y pH: 7.3 Dilution Factor: 5.0

CAS NO.	COMPOUND	CONCENTRATION UNITS:	
		UG/KG	Q
86-73-7	Fluorene	2100	D
85-01-8	Phenanthrene	13000	D
120-12-7	Anthracene	4000	D
206-44-0	Fluoranthene	18000	D
129-00-0	Pyrene	18000	D
56-55-3	Benzo (a) anthracene	11000	D
218-01-9	Chrysene	13000	D
205-99-2	Benzo (b) fluoranthene	16000	D
207-08-9	Benzo (k) fluoranthene	8800	D
50-32-8	Benzo (a) pyrene	10000	D
193-39-5	Indeno (1, 2, 3-cd) pyrene	5100	D
53-70-3	Dibenzo (a, h) anthracene	1800	D
191-24-2	Benzo (g, h, i) perylene	1300	DJ

(1) Cannot be separated from Diphenylamine

**PRELIMINARY**

SOM01.2 (6/2007)

1D - FORM I SV-1  
SEMIVOLATILE ORGANICS ANALYSIS DATA SHEET

EPA SAMPLE NO.

E3P66

Lab Name: MITKEM LABORATORIES Contract: EP-W-05-030  
 Lab Code: MITKEM Case No.: 38947 Mod. Ref No.: 1760.0 SDG No.: E3P61  
 Matrix: (SOIL/SED/WATER) SOIL Lab Sample ID: H1786-06A  
 Sample wt/vol: 30.1 (g/mL) G Lab File ID: S4D6211.D  
 Level: (LOW/MED) LOW Extraction: (Type) SONC  
 % Moisture: 35 Decanted: (Y/N) N Date Received: 09/23/2009  
 Concentrated Extract Volume: 500 (uL) Date Extracted: 09/23/2009  
 Injection Volume: 2.0 (uL) GPC Factor: 2.00 Date Analyzed: 09/25/2009  
 GPC Cleanup: (Y/N) Y pH: 7.4 Dilution Factor: 1.0

CAS NO.	COMPOUND	CONCENTRATION UNITS:		Q
		(ug/L or ug/Kg)	UG/KG	
91-20-3	Naphthalene		160	J
91-57-6	2-Methylnaphthalene		380	
208-96-8	Acenaphthylene		930	
83-32-9	Acenaphthene		1500	

**PRELIMINARY**

SOM01.2 (6/2007)

1E - FORM I SV-2  
SEMIVOLATILE ORGANICS ANALYSIS DATA SHEET

EPA SAMPLE NO.

E3P66

Lab Name: MITKEM LABORATORIES Contract: EP-W-05-030  
 Lab Code: MITKEM Case No.: 38947 Mod. Ref No.: 1760.0 SDG No.: E3P61  
 Matrix: (SOIL/SED/WATER) SOIL Lab Sample ID: H1786-06A  
 Sample wt/vol: 30.1 (g/mL) G Lab File ID: S4D6211.D  
 Level: (LOW/MED) LOW Extraction: (Type) SONC  
 % Moisture: 35 Decanted: (Y/N) N Date Received: 09/23/2009  
 Concentrated Extract Volume: 500 (uL) Date Extracted: 09/23/2009  
 Injection Volume: 2.0 (uL) GPC Factor: 2.00 Date Analyzed: 09/25/2009  
 GPC Cleanup: (Y/N) Y pH: 7.4 Dilution Factor: 1.0

CAS NO.	COMPOUND	CONCENTRATION UNITS:		Q
		(ug/L or ug/Kg)	UG/KG	
86-73-7	Fluorene		1900	
85-01-8	Phenanthrene		7700	E
120-12-7	Anthracene		3200	
206-44-0	Fluoranthene		10000	E
129-00-0	Pyrene		11000	E
56-55-3	Benzo (a) anthracene		10000	E
218-01-9	Chrysene		6900	E
205-99-2	Benzo (b) fluoranthene		8800	E
207-08-9	Benzo (k) fluoranthene		3300	
50-32-8	Benzo (a) pyrene		6400	E
193-39-5	Indeno (1, 2, 3-cd) pyrene		5100	E
53-70-3	Dibenzo (a, h) anthracene		2200	
191-24-2	Benzo (g, h, i) perylene		5000	E

(1) Cannot be separated from Diphenylamine

**PRELIMINARY**

SOM01.2 (6/2007)

1D - FORM I SV-1  
SEMIVOLATILE ORGANICS ANALYSIS DATA SHEET

EPA SAMPLE NO.

E3P66DL

Lab Name: MITKEM LABORATORIES Contract: EP-W-05-030  
 Lab Code: MITKEM Case No.: 38947 Mod. Ref No.: 1760.0 SDG No.: E3P61  
 Matrix: (SOIL/SED/WATER) SOIL Lab Sample ID: H1786-06ADL  
 Sample wt/vol: 30.1 (g/mL) G Lab File ID: S4D6225.D  
 Level: (LOW/MED) LOW Extraction: (Type) SONC  
 % Moisture: 35 Decanted: (Y/N) N Date Received: 09/23/2009  
 Concentrated Extract Volume: 500 (uL) Date Extracted: 09/23/2009  
 Injection Volume: 2.0 (uL) GPC Factor: 2.00 Date Analyzed: 09/26/2009  
 GPC Cleanup: (Y/N) Y pH: 7.4 Dilution Factor: 5.0

CAS NO.	COMPOUND	CONCENTRATION UNITS:		Q
		(ug/L or ug/Kg)	UG/KG	
91-20-3	Naphthalene		1300	U
91-57-6	2-Methylnaphthalene		460	DJ
208-96-8	Acenaphthylene		920	DJ
83-32-9	Acenaphthene		1800	D

**PRELIMINARY**

SOM01.2 (6/2007)

1E - FORM I SV-2  
SEMIVOLATILE ORGANICS ANALYSIS DATA SHEET

EPA SAMPLE NO.

E3P66DL

Lab Name: MITKEM LABORATORIES Contract: EP-W-05-030  
 Lab Code: MITKEM Case No.: 38947 Mod. Ref No.: 1760.0 SDG No.: E3P61  
 Matrix: (SOIL/SED/WATER) SOIL Lab Sample ID: H1786-06ADL  
 Sample wt/vol: 30.1 (g/mL) G Lab File ID: S4D6225.D  
 Level: (LOW/MED) LOW Extraction: (Type) SONC  
 % Moisture: 35 Decanted: (Y/N) N Date Received: 09/23/2009  
 Concentrated Extract Volume: 500 (uL) Date Extracted: 09/23/2009  
 Injection Volume: 2.0 (uL) GPC Factor: 2.00 Date Analyzed: 09/26/2009  
 GPC Cleanup: (Y/N) Y pH: 7.4 Dilution Factor: 5.0

CAS NO.	COMPOUND	CONCENTRATION UNITS:	
		(ug/L or ug/Kg)	UG/KG
86-73-7	Fluorene	2400	D
85-01-8	Phenanthrene	14000	D
120-12-7	Anthracene	4200	D
206-44-0	Fluoranthene	18000	D
129-00-0	Pyrene	19000	D
56-55-3	Benzo(a)anthracene	11000	D
218-01-9	Chrysene	16000	D
205-99-2	Benzo(b)fluoranthene	18000	D
207-08-9	Benzo(k)fluoranthene	9000	D
50-32-8	Benzo(a)pyrene	12000	D
193-39-5	Indeno(1,2,3-cd)pyrene	6000	D
53-70-3	Dibenzo(a,h)anthracene	2100	D
191-24-2	Benzo(g,h,i)perylene	6000	D

(1) Cannot be separated from Diphenylamine

PRELIMINARY

SOM01.2 (6/2007)

1D - FORM I SV-1  
SEMIVOLATILE ORGANICS ANALYSIS DATA SHEET

EPA SAMPLE NO.

E3P67

Lab Name: MITKEM LABORATORIES Contract: EP-W-05-030  
 Lab Code: MITKEM Case No.: 38947 Mod. Ref No.: 1760.0 SDG No.: E3P61  
 Matrix: (SOIL/SED/WATER) SOIL Lab Sample ID: H1786-07A  
 Sample wt/vol: 30.1 (g/mL) G Lab File ID: S4D6212.D  
 Level: (LOW/MED) LOW Extraction: (Type) SONC  
 % Moisture: 38 Decanted: (Y/N) N Date Received: 09/23/2009  
 Concentrated Extract Volume: 500 (uL) Date Extracted: 09/23/2009  
 Injection Volume: 2.0 (uL) GPC Factor: 2.00 Date Analyzed: 09/25/2009  
 GPC Cleanup: (Y/N) Y pH: 7.4 Dilution Factor: 1.0

CAS NO.	COMPOUND	CONCENTRATION UNITS: (ug/L or ug/Kg)	UG/KG	Q
91-20-3	Naphthalene		420	
91-57-6	2-Methylnaphthalene		520	
208-96-8	Acenaphthylene		950	
83-32-9	Acenaphthene		1300	

**PRELIMINARY**

SOM01.2 (6/2007)

1E - FORM I SV-2  
SEMIVOLATILE ORGANICS ANALYSIS DATA SHEET

EPA SAMPLE NO.

E3P67

Lab Name: MITKEM LABORATORIES Contract: EP-W-05-030  
 Lab Code: MITKEM Case No.: 38947 Mod. Ref No.: 1760.0 SDG No.: E3P61  
 Matrix: (SOIL/SED/WATER) SOIL Lab Sample ID: H1786-07A  
 Sample wt/vol: 30.1 (g/mL) G Lab File ID: S4D6212.D  
 Level: (LOW/MED) LOW Extraction: (Type) SONC  
 % Moisture: 38 Decanted: (Y/N) N Date Received: 09/23/2009  
 Concentrated Extract Volume: 500 (uL) Date Extracted: 09/23/2009  
 Injection Volume: 2.0 (uL) GPC Factor: 2.00 Date Analyzed: 09/25/2009  
 GPC Cleanup: (Y/N) Y pH: 7.4 Dilution Factor: 1.0

CAS NO.	COMPOUND	CONCENTRATION UNITS: (ug/L or ug/Kg)	UG/KG	Q
86-73-7	Fluorene		2300	
85-01-8	Phenanthrene		9100	E
120-12-7	Anthracene		3800	
206-44-0	Fluoranthene		11000	E
129-00-0	Pyrene		11000	E
56-55-3	Benzo(a)anthracene		10000	E
218-01-9	Chrysene		6900	E
205-99-2	Benzo(b)fluoranthene		9100	E
207-08-9	Benzo(k)fluoranthene		3800	
50-32-8	Benzo(a)pyrene		6700	E
193-39-5	Indeno(1,2,3-cd)pyrene		4700	E
53-70-3	Dibenzo(a,h)anthracene		2000	
191-24-2	Benzo(g,h,i)perylene		5000	E

(1) Cannot be separated from Diphenylamine

**PRELIMINARY**

SOM01.2 (6/2007)



1D - FORM I SV-1  
SEMIVOLATILE ORGANICS ANALYSIS DATA SHEET

EPA SAMPLE NO.

E3P67DL

Lab Name: MITKEM LABORATORIES Contract: EP-W-05-030  
 Lab Code: MITKEM Case No.: 38947 Mod. Ref No.: 1760.0 SDG No.: E3P61  
 Matrix: (SOIL/SED/WATER) SOIL Lab Sample ID: H1786-07ADL  
 Sample wt/vol: 30.1 (g/mL) G Lab File ID: S4D6226.D  
 Level: (LOW/MED) LOW Extraction: (Type) SONC  
 % Moisture: 38 Decanted: (Y/N) N Date Received: 09/23/2009  
 Concentrated Extract Volume: 500 (uL) Date Extracted: 09/23/2009  
 Injection Volume: 2.0 (uL) GPC Factor: 2.00 Date Analyzed: 09/26/2009  
 GPC Cleanup: (Y/N) Y pH: 7.4 Dilution Factor: 5.0

CAS NO.	COMPOUND	CONCENTRATION UNITS:		Q
		(ug/L or ug/Kg)	UG/KG	
91-20-3	Naphthalene		530	DJ
91-57-6	2-Methylnaphthalene		640	DJ
208-96-8	Acenaphthylene		1100	DJ
83-32-9	Acenaphthene		1800	D

**PRELIMINARY**

SOM01.2 (6/2007)

1E - FORM I SV-2  
SEMIVOLATILE ORGANICS ANALYSIS DATA SHEET

EPA SAMPLE NO.

E3P67DL

Lab Name: MITKEM LABORATORIES Contract: EP-W-05-030  
 Lab Code: MITKEM Case No.: 38947 Mod. Ref No.: 1760.0 SDG No.: E3P61  
 Matrix: (SOIL/SED/WATER) SOIL Lab Sample ID: H1786-07ADL  
 Sample wt/vol: 30.1 (g/mL) G Lab File ID: S4D6226.D  
 Level: (LOW/MED) LOW Extraction: (Type) SONC  
 % Moisture: 38 Decanted: (Y/N) N Date Received: 09/23/2009  
 Concentrated Extract Volume: 500 (uL) Date Extracted: 09/23/2009  
 Injection Volume: 2.0 (uL) GPC Factor: 2.00 Date Analyzed: 09/26/2009  
 GPC Cleanup: (Y/N) Y pH: 7.4 Dilution Factor: 5.0

CAS NO.	COMPOUND	CONCENTRATION UNITS:	
		UG/KG (ug/L or ug/Kg)	Q
86-73-7	Fluorene	3100	D
85-01-8	Phenanthrene	16000	D
120-12-7	Anthracene	5300	D
206-44-0	Fluoranthene	18000	D
129-00-0	Pyrene	20000	D
56-55-3	Benzo (a) anthracene	14000	D
218-01-9	Chrysene	15000	D
205-99-2	Benzo (b) fluoranthene	18000	D
207-08-9	Benzo (k) fluoranthene	10000	D
50-32-8	Benzo (a) pyrene	12000	D
193-39-5	Indeno (1, 2, 3-cd) pyrene	6200	D
53-70-3	Dibenzo (a, h) anthracene	2500	D
191-24-2	Benzo (g, h, i) perylene	6600	D

(1) Cannot be separated from Diphenylamine

**PRELIMINARY**

1D - FORM I SV-1  
SEMIVOLATILE ORGANICS ANALYSIS DATA SHEET

EPA SAMPLE NO.

E3P67MS

Lab Name: MITKEM LABORATORIES Contract: EP-W-05-030  
 Lab Code: MITKEM Case No.: 38947 Mod. Ref No.: 1760.0 SDG No.: E3P61  
 Matrix: (SOIL/SED/WATER) SOIL Lab Sample ID: H1786-07AMS  
 Sample wt/vol: 30.3 (g/mL) G Lab File ID: S4D6213.D  
 Level: (LOW/MED) LOW Extraction: (Type) SONC  
 % Moisture: 38 Decanted: (Y/N) N Date Received: 09/23/2009  
 Concentrated Extract Volume: 500 (uL) Date Extracted: 09/23/2009  
 Injection Volume: 2.0 (uL) GPC Factor: 2.00 Date Analyzed: 09/25/2009  
 GPC Cleanup: (Y/N) Y pH: 7.4 Dilution Factor: 1.0

CAS NO.	COMPOUND	CONCENTRATION UNITS:		Q
		(ug/L or ug/Kg)	UG/KG	
91-20-3	Naphthalene		520	
91-57-6	2-Methylnaphthalene		710	
208-96-8	Acenaphthylene		1400	
83-32-9	Acenaphthene		3200	

**PRELIMINARY**

1E - FORM I SV-2  
SEMIVOLATILE ORGANICS ANALYSIS DATA SHEET

EPA SAMPLE NO.

E3P67MS

Lab Name: MITKEM LABORATORIES Contract: EP-W-05-030  
 Lab Code: MITKEM Case No.: 38947 Mod. Ref No.: 1760.0 SDG No.: E3P61  
 Matrix: (SOIL/SED/WATER) SOIL Lab Sample ID: H1786-07AMS  
 Sample wt/vol: 30.3 (g/mL) G Lab File ID: S4D6213.D  
 Level: (LOW/MED) LOW Extraction: (Type) SONC  
 % Moisture: 38 Decanted: (Y/N) N Date Received: 09/23/2009  
 Concentrated Extract Volume: 500 (uL) Date Extracted: 09/23/2009  
 Injection Volume: 2.0 (uL) GPC Factor: 2.00 Date Analyzed: 09/25/2009  
 GPC Cleanup: (Y/N) Y pH: 7.4 Dilution Factor: 1.0

CAS NO.	COMPOUND	CONCENTRATION UNITS: (ug/L or ug/Kg)	UG/KG	Q
86-73-7	Fluorene		3100	
85-01-8	Phenanthrene		12000	E
120-12-7	Anthracene		4900	E
206-44-0	Fluoranthene		15000	E
129-00-0	Pyrene		19000	E
56-55-3	Benzo(a)anthracene		15000	E
218-01-9	Chrysene		11000	E
205-99-2	Benzo(b)fluoranthene		16000	E
207-08-9	Benzo(k)fluoranthene		6400	E
50-32-8	Benzo(a)pyrene		11000	E
193-39-5	Indeno(1,2,3-cd)pyrene		6900	E
53-70-3	Dibenzo(a,h)anthracene		2800	
191-24-2	Benzo(g,h,i)perylene		7000	E

(1) Cannot be separated from Diphenylamine

PRELIMINARY

SOM01.2 (6/2007)

1D - FORM I SV-1  
SEMIVOLATILE ORGANICS ANALYSIS DATA SHEET

EPA SAMPLE NO.

E3P67MSD

Lab Name: MITKEM LABORATORIES Contract: EP-W-05-030  
 Lab Code: MITKEM Case No.: 38947 Mod. Ref No.: 1760.0 SDG No.: E3P61  
 Matrix: (SOIL/SED/WATER) SOIL Lab Sample ID: H1786-07AMSD  
 Sample wt/vol: 30.2 (g/mL) G Lab File ID: S4D6231.D  
 Level: (LOW/MED) LOW Extraction: (Type) SONC  
 % Moisture: 38 Decanted: (Y/N) N Date Received: 09/23/2009  
 Concentrated Extract Volume: 500 (uL) Date Extracted: 09/23/2009  
 Injection Volume: 2.0 (uL) GPC Factor: 2.00 Date Analyzed: 09/26/2009  
 GPC Cleanup: (Y/N) Y pH: 7.4 Dilution Factor: 1.0

CAS NO.	COMPOUND	CONCENTRATION UNITS:		Q
		(ug/L or ug/Kg)	UG/KG	
91-20-3	Naphthalene		510	
91-57-6	2-Methylnaphthalene		690	
208-96-8	Acenaphthylene		1100	
83-32-9	Acenaphthene		2400	

**PRELIMINARY**  
SOM01.2 (6/2007)

1E - FORM I SV-2  
SEMIVOLATILE ORGANICS ANALYSIS DATA SHEET

EPA SAMPLE NO.

E3P67MSD

Lab Name: MITKEM LABORATORIES Contract: EP-W-05-030  
 Lab Code: MITKEM Case No.: 38947 Mod. Ref No.: 1760.0 SDG No.: E3P61  
 Matrix: (SOIL/SED/WATER) SOIL Lab Sample ID: H1786-07AMSD  
 Sample wt/vol: 30.2 (g/mL) G Lab File ID: S4D6231.D  
 Level: (LOW/MED) LOW Extraction: (Type) SONC  
 % Moisture: 38 Decanted: (Y/N) N Date Received: 09/23/2009  
 Concentrated Extract Volume: 500 (uL) Date Extracted: 09/23/2009  
 Injection Volume: 2.0 (uL) GPC Factor: 2.00 Date Analyzed: 09/26/2009  
 GPC Cleanup: (Y/N) Y pH: 7.4 Dilution Factor: 1.0

CAS NO.	COMPOUND	CONCENTRATION UNITS: UG/KG (ug/L or ug/Kg)	Q
86-73-7	Fluorene	2300	
85-01-8	Phenanthrene	6800	E
120-12-7	Anthracene	3300	
206-44-0	Fluoranthene	8300	E
129-00-0	Pyrene	11000	E
56-55-3	Benzo (a) anthracene	9800	E
218-01-9	Chrysene	6900	E
205-99-2	Benzo (b) fluoranthene	8000	E
207-08-9	Benzo (k) fluoranthene	3400	
50-32-8	Benzo (a) pyrene	6600	E
193-39-5	Indeno (1, 2, 3-cd) pyrene	5500	E
53-70-3	Dibenzo (a, h) anthracene	2800	
191-24-2	Benzo (g, h, i) perylene	5700	E

(1) Cannot be separated from Diphenylamine

**PRELIMINARY**

SOM01.2 (6/2007)

1D - FORM I SV-1  
SEMIVOLATILE ORGANICS ANALYSIS DATA SHEET

EPA SAMPLE NO.

E3P68

Lab Name: MITKEM LABORATORIES Contract: EP-W-05-030  
 Lab Code: MITKEM Case No.: 38947 Mod. Ref No.: 1760.0 SDG No.: E3P61  
 Matrix: (SOIL/SED/WATER) SOIL Lab Sample ID: H1786-08A  
 Sample wt/vol: 30.2 (g/mL) G Lab File ID: S4D6215.D  
 Level: (LOW/MED) LOW Extraction: (Type) SONC  
 % Moisture: 36 Decanted: (Y/N) N Date Received: 09/23/2009  
 Concentrated Extract Volume: 500 (uL) Date Extracted: 09/23/2009  
 Injection Volume: 2.0 (uL) GPC Factor: 2.00 Date Analyzed: 09/25/2009  
 GPC Cleanup: (Y/N) Y pH: 7.3 Dilution Factor: 1.0

CAS NO.	COMPOUND	CONCENTRATION UNITS:		Q
		(ug/L or ug/Kg)	UG/KG	
91-20-3	Naphthalene		89	J
91-57-6	2-Methylnaphthalene		200	J
208-96-8	Acenaphthylene		370	
83-32-9	Acenaphthene		670	

**PRELIMINARY**

1E - FORM I SV-2  
SEMIVOLATILE ORGANICS ANALYSIS DATA SHEET

EPA SAMPLE NO.

E3P68

Lab Name: MITKEM LABORATORIES Contract: EP-W-05-030  
 Lab Code: MITKEM Case No.: 38947 Mod. Ref No.: 1760.0 SDG No.: E3P61  
 Matrix: (SOIL/SED/WATER) SOIL Lab Sample ID: H1786-08A  
 Sample wt/vol: 30.2 (g/mL) G Lab File ID: S4D6215.D  
 Level: (LOW/MED) LOW Extraction: (Type) SONC  
 % Moisture: 36 Decanted: (Y/N) N Date Received: 09/23/2009  
 Concentrated Extract Volume: 500 (uL) Date Extracted: 09/23/2009  
 Injection Volume: 2.0 (uL) GPC Factor: 2.00 Date Analyzed: 09/25/2009  
 GPC Cleanup: (Y/N) Y pH: 7.3 Dilution Factor: 1.0

CAS NO.	COMPOUND	CONCENTRATION UNITS:		Q
		(ug/L or ug/Kg)	UG/KG	
86-73-7	Fluorene		900	
85-01-8	Phenanthrene		5600	E
120-12-7	Anthracene		1700	
206-44-0	Fluoranthene		6700	E
129-00-0	Pyrene		8600	E
56-55-3	Benzo (a) anthracene		5100	E
218-01-9	Chrysene		5600	E
205-99-2	Benzo (b) fluoranthene		7000	E
207-08-9	Benzo (k) fluoranthene		2900	
50-32-8	Benzo (a) pyrene		4300	E
193-39-5	Indeno (1, 2, 3-cd) pyrene		2600	
53-70-3	Dibenzo (a, h) anthracene		1100	
191-24-2	Benzo (g, h, i) perylene		2700	

(1) Cannot be separated from Diphenylamine

**PRELIMINARY**

SOM01.2 (6/2007)



1D - FORM I SV-1  
SEMIVOLATILE ORGANICS ANALYSIS DATA SHEET

EPA SAMPLE NO.

E3P68DL

Lab Name: MITKEM LABORATORIES Contract: EP-W-05-030  
 Lab Code: MITKEM Case No.: 38947 Mod. Ref No.: 1760.0 SDG No.: E3P61  
 Matrix: (SOIL/SED/WATER) SOIL Lab Sample ID: H1786-08ADL  
 Sample wt/vol: 30.2 (g/mL) G Lab File ID: S4D6227.D  
 Level: (LOW/MED) LOW Extraction: (Type) SONC  
 % Moisture: 36 Decanted: (Y/N) N Date Received: 09/23/2009  
 Concentrated Extract Volume: 500 (uL) Date Extracted: 09/23/2009  
 Injection Volume: 2.0 (uL) GPC Factor: 2.00 Date Analyzed: 09/26/2009  
 GPC Cleanup: (Y/N) Y pH: 7.3 Dilution Factor: 5.0

CAS NO.	COMPOUND	CONCENTRATION UNITS:		Q
		(ug/L or ug/Kg)	UG/KG	
91-20-3	Naphthalene		1300	U
91-57-6	2-Methylnaphthalene		1300	U
208-96-8	Acenaphthylene		380	DJ
83-32-9	Acenaphthene		940	DJ

**PRELIMINARY**

SOM01.2 (6/2007)

1E - FORM I SV-2  
SEMIVOLATILE ORGANICS ANALYSIS DATA SHEET

EPA SAMPLE NO.

E3P68DL

Lab Name: MITKEM LABORATORIES Contract: EP-W-05-030  
 Lab Code: MITKEM Case No.: 38947 Mod. Ref No.: 1760.0 SDG No.: E3P61  
 Matrix: (SOIL/SED/WATER) SOIL Lab Sample ID: H1786-08ADL  
 Sample wt/vol: 30.2 (g/mL) G Lab File ID: S4D6227.D  
 Level: (LOW/MED) LOW Extraction: (Type) SONC  
 % Moisture: 36 Decanted: (Y/N) N Date Received: 09/23/2009  
 Concentrated Extract Volume: 500 (uL) Date Extracted: 09/23/2009  
 Injection Volume: 2.0 (uL) GPC Factor: 2.00 Date Analyzed: 09/26/2009  
 GPC Cleanup: (Y/N) Y pH: 7.3 Dilution Factor: 5.0

CAS NO.	COMPOUND	CONCENTRATION UNITS:	
		(ug/L or ug/Kg)	UG/KG
86-73-7	Fluorene	1200	DJ
85-01-8	Phenanthrene	8200	D
120-12-7	Anthracene	2200	D
206-44-0	Fluoranthene	11000	D
129-00-0	Pyrene	13000	D
56-55-3	Benzo (a) anthracene	6300	D
218-01-9	Chrysene	7800	D
205-99-2	Benzo (b) fluoranthene	9600	D
207-08-9	Benzo (k) fluoranthene	4500	D
50-32-8	Benzo (a) pyrene	5800	D
193-39-5	Indeno (1, 2, 3-cd) pyrene	3100	D
53-70-3	Dibenzo (a, h) anthracene	1000	DJ
191-24-2	Benzo (g, h, i) perylene	3200	D

(1) Cannot be separated from Diphenylamine

PRELIMINARY

SOM01.2 (6/2007)

1D - FORM I SV-1  
SEMIVOLATILE ORGANICS ANALYSIS DATA SHEET

EPA SAMPLE NO.

E3P69

Lab Name: MITKEM LABORATORIES Contract: EP-W-05-030  
 Lab Code: MITKEM Case No.: 38947 Mod. Ref No.: 1760.0 SDG No.: E3P61  
 Matrix: (SOIL/SED/WATER) SOIL Lab Sample ID: H1786-09A  
 Sample wt/vol: 30.5 (g/mL) G Lab File ID: S4D6216.D  
 Level: (LOW/MED) LOW Extraction: (Type) SONC  
 % Moisture: 37 Decanted: (Y/N) N Date Received: 09/23/2009  
 Concentrated Extract Volume: 500 (uL) Date Extracted: 09/23/2009  
 Injection Volume: 2.0 (uL) GPC Factor: 2.00 Date Analyzed: 09/25/2009  
 GPC Cleanup: (Y/N) Y pH: 7.5 Dilution Factor: 1.0

CAS NO.	COMPOUND	CONCENTRATION UNITS:		Q
		(ug/L or ug/Kg)	UG/KG	
91-20-3	Naphthalene		290	
91-57-6	2-Methylnaphthalene		470	
208-96-8	Acenaphthylene		990	
83-32-9	Acenaphthene		1600	

**PRELIMINARY**

SOM01.2 (6/2007)

1E - FORM I SV-2  
SEMIVOLATILE ORGANICS ANALYSIS DATA SHEET

EPA SAMPLE NO.

E3P69

Lab Name: MITKEM LABORATORIES Contract: EP-W-05-030  
 Lab Code: MITKEM Case No.: 38947 Mod. Ref No.: 1760.0 SDG No.: E3P61  
 Matrix: (SOIL/SED/WATER) SOIL Lab Sample ID: H1786-09A  
 Sample wt/vol: 30.5 (g/mL) G Lab File ID: S4D6216.D  
 Level: (LOW/MED) LOW Extraction: (Type) SONC  
 % Moisture: 37 Decanted: (Y/N) N Date Received: 09/23/2009  
 Concentrated Extract Volume: 500 (uL) Date Extracted: 09/23/2009  
 Injection Volume: 2.0 (uL) GPC Factor: 2.00 Date Analyzed: 09/25/2009  
 GPC Cleanup: (Y/N) Y pH: 7.5 Dilution Factor: 1.0

CAS NO.	COMPOUND	CONCENTRATION UNITS:		Q
		(ug/L or ug/Kg)	UG/KG	
86-73-7	Fluorene		2200	
85-01-8	Phenanthrene		14000	E
120-12-7	Anthracene		4300	E
206-44-0	Fluoranthene		22000	E
129-00-0	Pyrene		12000	E
56-55-3	Benzo(a)anthracene		12000	E
218-01-9	Chrysene		8400	E
205-99-2	Benzo(b)fluoranthene		9600	E
207-08-9	Benzo(k)fluoranthene		3000	
50-32-8	Benzo(a)pyrene		6100	E
193-39-5	Indeno(1,2,3-cd)pyrene		6500	E
53-70-3	Dibenzo(a,h)anthracene		3200	
191-24-2	Benzo(g,h,i)perylene		6900	E

(1) Cannot be separated from Diphenylamine

**PRELIMINARY**

SOM01.2 (6/2007)

1D - FORM I SV-1  
SEMIVOLATILE ORGANICS ANALYSIS DATA SHEET

EPA SAMPLE NO.

E3P69DL

Lab Name: MITKEM LABORATORIES Contract: EP-W-05-030  
 Lab Code: MITKEM Case No.: 38947 Mod. Ref No.: 1760.0 SDG No.: E3P61  
 Matrix: (SOIL/SED/WATER) SOIL Lab Sample ID: H1786-09ADL  
 Sample wt/vol: 30.5 (g/mL) G Lab File ID: S4D6229.D  
 Level: (LOW/MED) LOW Extraction: (Type) SONC  
 % Moisture: 37 Decanted: (Y/N) N Date Received: 09/23/2009  
 Concentrated Extract Volume: 500 (uL) Date Extracted: 09/23/2009  
 Injection Volume: 2.0 (uL) GPC Factor: 2.00 Date Analyzed: 09/26/2009  
 GPC Cleanup: (Y/N) Y pH: 7.5 Dilution Factor: 10.0

CAS NO.	COMPOUND	CONCENTRATION UNITS:	
		(ug/L or ug/Kg)	UG/KG
91-20-3	Naphthalene	2700	U
91-57-6	2-Methylnaphthalene	650	DJ
208-96-8	Acenaphthylene	1100	DJ
83-32-9	Acenaphthene	2200	DJ

**PRELIMINARY**

1E - FORM I SV-2  
SEMIVOLATILE ORGANICS ANALYSIS DATA SHEET

EPA SAMPLE NO.

E3P69DL

Lab Name: MITKEM LABORATORIES Contract: EP-W-05-030  
 Lab Code: MITKEM Case No.: 38947 Mod. Ref No.: 1760.0 SDG No.: E3P61  
 Matrix: (SOIL/SED/WATER) SOIL Lab Sample ID: H1786-09ADL  
 Sample wt/vol: 30.5 (g/mL) G Lab File ID: S4D6229.D  
 Level: (LOW/MED) LOW Extraction: (Type) SONC  
 % Moisture: 37 Decanted: (Y/N) N Date Received: 09/23/2009  
 Concentrated Extract Volume: 500 (uL) Date Extracted: 09/23/2009  
 Injection Volume: 2.0 (uL) GPC Factor: 2.00 Date Analyzed: 09/26/2009  
 GPC Cleanup: (Y/N) Y pH: 7.5 Dilution Factor: 10.0

CAS NO.	COMPOUND	CONCENTRATION UNITS: (ug/L or ug/Kg)	UG/KG	Q
86-73-7	Fluorene		3000	D
85-01-8	Phenanthrene		22000	D
120-12-7	Anthracene		5600	D
206-44-0	Fluoranthene		31000	D
129-00-0	Pyrene		32000	D
56-55-3	Benzo(a)anthracene		16000	D
218-01-9	Chrysene		24000	D
205-99-2	Benzo(b)fluoranthene		23000	D
207-08-9	Benzo(k)fluoranthene		21000	D
50-32-8	Benzo(a)pyrene		17000	D
193-39-5	Indeno(1,2,3-cd)pyrene		9200	D
53-70-3	Dibenzo(a,h)anthracene		3300	D
191-24-2	Benzo(g,h,i)perylene		9600	D

(1) Cannot be separated from Diphenylamine

**PRELIMINARY**

SOM01.2 (6/2007)

1D - FORM I SV-1  
SEMIVOLATILE ORGANICS ANALYSIS DATA SHEET

EPA SAMPLE NO.

E3P70

Lab Name: MITKEM LABORATORIES Contract: EP-W-05-030  
 Lab Code: MITKEM Case No.: 38947 Mod. Ref No.: 1760.0 SDG No.: E3P61  
 Matrix: (SOIL/SED/WATER) SOIL Lab Sample ID: H1786-10A  
 Sample wt/vol: 30.4 (g/mL) G Lab File ID: S4D6217.D  
 Level: (LOW/MED) LOW Extraction: (Type) SONC  
 % Moisture: 38 Decanted: (Y/N) N Date Received: 09/23/2009  
 Concentrated Extract Volume: 500 (uL) Date Extracted: 09/23/2009  
 Injection Volume: 2.0 (uL) GPC Factor: 2.00 Date Analyzed: 09/25/2009  
 GPC Cleanup: (Y/N) Y pH: 7.6 Dilution Factor: 1.0

CAS NO.	COMPOUND	CONCENTRATION UNITS:		Q
		(ug/L or ug/Kg)	UG/KG	
91-20-3	Naphthalene		220	J
91-57-6	2-Methylnaphthalene		530	
208-96-8	Acenaphthylene		900	
83-32-9	Acenaphthene		1300	

**PRELIMINARY**  
SOM01.2 (6/2007)

1E - FORM I SV-2  
SEMIVOLATILE ORGANICS ANALYSIS DATA SHEET

EPA SAMPLE NO.

E3P70

Lab Name: MITKEM LABORATORIES Contract: EP-W-05-030  
 Lab Code: MITKEM Case No.: 38947 Mod. Ref No.: 1760.0 SDG No.: E3P61  
 Matrix: (SOIL/SED/WATER) SOIL Lab Sample ID: H1786-10A  
 Sample wt/vol: 30.4 (g/mL) G Lab File ID: S4D6217.D  
 Level: (LOW/MED) LOW Extraction: (Type) SONC  
 % Moisture: 38 Decanted: (Y/N) N Date Received: 09/23/2009  
 Concentrated Extract Volume: 500 (uL) Date Extracted: 09/23/2009  
 Injection Volume: 2.0 (uL) GPC Factor: 2.00 Date Analyzed: 09/25/2009  
 GPC Cleanup: (Y/N) Y pH: 7.6 Dilution Factor: 1.0

CAS NO.	COMPOUND	CONCENTRATION UNITS:	
		(ug/L or ug/Kg)	UG/KG
86-73-7	Fluorene	1700	
85-01-8	Phenanthrene	7300	E
120-12-7	Anthracene	2700	
206-44-0	Fluoranthene	9300	E
129-00-0	Pyrene	11000	E
56-55-3	Benzo(a)anthracene	8600	E
218-01-9	Chrysene	7800	E
205-99-2	Benzo(b)fluoranthene	8100	E
207-08-9	Benzo(k)fluoranthene	2800	
50-32-8	Benzo(a)pyrene	6300	E
193-39-5	Indeno(1,2,3-cd)pyrene	5000	E
53-70-3	Dibenzo(a,h)anthracene	2200	
191-24-2	Benzo(g,h,i)perylene	5400	E

(1) Cannot be separated from Diphenylamine

**PRELIMINARY**

SOM01.2 (6/2007)



1D - FORM I SV-1  
SEMIVOLATILE ORGANICS ANALYSIS DATA SHEET

EPA SAMPLE NO.

E3P70DL

Lab Name: MITKEM LABORATORIES Contract: EP-W-05-030  
 Lab Code: MITKEM Case No.: 38947 Mod. Ref No.: 1760.0 SDG No.: E3P61  
 Matrix: (SOIL/SED/WATER) SOIL Lab Sample ID: H1786-10ADL  
 Sample wt/vol: 30.4 (g/mL) G Lab File ID: S4D6228.D  
 Level: (LOW/MED) LOW Extraction: (Type) SONC  
 % Moisture: 38 Decanted: (Y/N) N Date Received: 09/23/2009  
 Concentrated Extract Volume: 500 (uL) Date Extracted: 09/23/2009  
 Injection Volume: 2.0 (uL) GPC Factor: 2.00 Date Analyzed: 09/26/2009  
 GPC Cleanup: (Y/N) Y pH: 7.6 Dilution Factor: 5.0

CAS NO.	COMPOUND	CONCENTRATION UNITS:		Q
		(ug/L or ug/Kg)	UG/KG	
91-20-3	Naphthalene		1400	U
91-57-6	2-Methylnaphthalene		620	DJ
208-96-8	Acenaphthylene		960	DJ
83-32-9	Acenaphthene		1700	D

**PRELIMINARY**

1E - FORM I SV-2  
SEMIVOLATILE ORGANICS ANALYSIS DATA SHEET

EPA SAMPLE NO.

E3P70DL

Lab Name: MITKEM LABORATORIES Contract: EP-W-05-030  
 Lab Code: MITKEM Case No.: 38947 Mod. Ref No.: 1760.0 SDG No.: E3P61  
 Matrix: (SOIL/SED/WATER) SOIL Lab Sample ID: H1786-10ADL  
 Sample wt/vol: 30.4 (g/mL) G Lab File ID: S4D6228.D  
 Level: (LOW/MED) LOW Extraction: (Type) SONC  
 % Moisture: 38 Decanted: (Y/N) N Date Received: 09/23/2009  
 Concentrated Extract Volume: 500 (uL) Date Extracted: 09/23/2009  
 Injection Volume: 2.0 (uL) GPC Factor: 2.00 Date Analyzed: 09/26/2009  
 GPC Cleanup: (Y/N) Y pH: 7.6 Dilution Factor: 5.0

CAS NO.	COMPOUND	CONCENTRATION UNITS:	
		UG/KG (ug/L or ug/Kg)	Q
86-73-7	Fluorene	2300	D
85-01-8	Phenanthrene	15000	D
120-12-7	Anthracene	4100	D
206-44-0	Fluoranthene	18000	D
129-00-0	Pyrene	20000	D
56-55-3	Benzo(a)anthracene	12000	D
218-01-9	Chrysene	14000	D
205-99-2	Benzo(b)fluoranthene	16000	D
207-08-9	Benzo(k)fluoranthene	12000	D
50-32-8	Benzo(a)pyrene	11000	D
193-39-5	Indeno(1,2,3-cd)pyrene	6100	D
53-70-3	Dibenzo(a,h)anthracene	2000	D
191-24-2	Benzo(g,h,i)perylene	6600	D

(1) Cannot be separated from Diphenylamine

**PRELIMINARY**

SOM01.2 (6/2007)

1D - FORM I SV-1  
SEMIVOLATILE ORGANICS ANALYSIS DATA SHEET

EPA SAMPLE NO.

E3P71

Lab Name: MITKEM LABORATORIES Contract: EP-W-05-030  
 Lab Code: MITKEM Case No.: 38947 Mod. Ref No.: 1760.0 SDG No.: E3P61  
 Matrix: (SOIL/SED/WATER) SOIL Lab Sample ID: H1786-11A  
 Sample wt/vol: 30.5 (g/mL) G Lab File ID: S4D6218.D  
 Level: (LOW/MED) LOW Extraction: (Type) SONC  
 % Moisture: 36 Decanted: (Y/N) N Date Received: 09/23/2009  
 Concentrated Extract Volume: 500 (uL) Date Extracted: 09/23/2009  
 Injection Volume: 2.0 (uL) GPC Factor: 2.00 Date Analyzed: 09/25/2009  
 GPC Cleanup: (Y/N) Y pH: 7.5 Dilution Factor: 1.0

CAS NO.	COMPOUND	CONCENTRATION UNITS:		Q
		(ug/L or ug/Kg)	UG/KG	
91-20-3	Naphthalene		290	
91-57-6	2-Methylnaphthalene		570	
208-96-8	Acenaphthylene		980	
83-32-9	Acenaphthene		1300	

**PRELIMINARY**  
SOM01.2 (6/2007)

1E - FORM I SV-2  
SEMIVOLATILE ORGANICS ANALYSIS DATA SHEET

EPA SAMPLE NO.

E3P71

Lab Name: MITKEM LABORATORIES Contract: EP-W-05-030  
 Lab Code: MITKEM Case No.: 38947 Mod. Ref No.: 1760.0 SDG No.: E3P61  
 Matrix: (SOIL/SED/WATER) SOIL Lab Sample ID: H1786-11A  
 Sample wt/vol: 30.5 (g/mL) G Lab File ID: S4D6218.D  
 Level: (LOW/MED) LOW Extraction: (Type) SONC  
 % Moisture: 36 Decanted: (Y/N) N Date Received: 09/23/2009  
 Concentrated Extract Volume: 500 (uL) Date Extracted: 09/23/2009  
 Injection Volume: 2.0 (uL) GPC Factor: 2.00 Date Analyzed: 09/25/2009  
 GPC Cleanup: (Y/N) Y pH: 7.5 Dilution Factor: 1.0

CAS NO.	COMPOUND	CONCENTRATION UNITS: (ug/L or ug/Kg)	UG/KG	Q
86-73-7	Fluorene		1900	
85-01-8	Phenanthrene		7400	E
120-12-7	Anthracene		3500	
206-44-0	Fluoranthene		10000	E
129-00-0	Pyrene		13000	E
56-55-3	Benzo(a)anthracene		10000	E
218-01-9	Chrysene		8500	E
205-99-2	Benzo(b)fluoranthene		8200	E
207-08-9	Benzo(k)fluoranthene		3100	
50-32-8	Benzo(a)pyrene		6400	E
193-39-5	Indeno(1,2,3-cd)pyrene		5500	E
53-70-3	Dibenzo(a,h)anthracene		2400	
191-24-2	Benzo(g,h,i)perylene		6000	E

(1) Cannot be separated from Diphenylamine

**PRELIMINARY**

SOM01.2 (6/2007)

1D - FORM I SV-1  
SEMIVOLATILE ORGANICS ANALYSIS DATA SHEET

EPA SAMPLE NO.

E3P71DL

Lab Name: MITKEM LABORATORIES Contract: EP-W-05-030  
 Lab Code: MITKEM Case No.: 38947 Mod. Ref No.: 1760.0 SDG No.: E3P61  
 Matrix: (SOIL/SED/WATER) SOIL Lab Sample ID: H1786-11ADL  
 Sample wt/vol: 30.5 (g/mL) G Lab File ID: S4D6230.D  
 Level: (LOW/MED) LOW Extraction: (Type) SONC  
 % Moisture: 36 Decanted: (Y/N) N Date Received: 09/23/2009  
 Concentrated Extract Volume: 500 (uL) Date Extracted: 09/23/2009  
 Injection Volume: 2.0 (uL) GPC Factor: 2.00 Date Analyzed: 09/26/2009  
 GPC Cleanup: (Y/N) Y pH: 7.5 Dilution Factor: 10.0

CAS NO.	COMPOUND	CONCENTRATION UNITS:	
		(ug/L or ug/Kg)	UG/KG
91-20-3	Naphthalene	2600	U
91-57-6	2-Methylnaphthalene	710	DJ
208-96-8	Acenaphthylene	1000	DJ
83-32-9	Acenaphthene	2000	DJ

**PRELIMINARY**

SOM01.2 (6/2007)

1E - FORM I SV-2  
SEMIVOLATILE ORGANICS ANALYSIS DATA SHEET

EPA SAMPLE NO.

E3P71DL

Lab Name: MITKEM LABORATORIES Contract: EP-W-05-030  
 Lab Code: MITKEM Case No.: 38947 Mod. Ref No.: 1760.0 SDG No.: E3P61  
 Matrix: (SOIL/SED/WATER) SOIL Lab Sample ID: H1786-11ADL  
 Sample wt/vol: 30.5 (g/mL) G Lab File ID: S4D6230.D  
 Level: (LOW/MED) LOW Extraction: (Type) SONC  
 % Moisture: 36 Decanted: (Y/N) N Date Received: 09/23/2009  
 Concentrated Extract Volume: 500 (uL) Date Extracted: 09/23/2009  
 Injection Volume: 2.0 (uL) GPC Factor: 2.00 Date Analyzed: 09/26/2009  
 GPC Cleanup: (Y/N) Y pH: 7.5 Dilution Factor: 10.0

CAS NO.	COMPOUND	CONCENTRATION UNITS: UG/KG	
		(ug/L or ug/Kg)	Q
86-73-7	Fluorene	2700	D
85-01-8	Phenanthrene	19000	D
120-12-7	Anthracene	4900	D
206-44-0	Fluoranthene	27000	D
129-00-0	Pyrene	29000	D
56-55-3	Benzo(a)anthracene	14000	D
218-01-9	Chrysene	19000	D
205-99-2	Benzo(b)fluoranthene	22000	D
207-08-9	Benzo(k)fluoranthene	14000	D
50-32-8	Benzo(a)pyrene	14000	D
193-39-5	Indeno(1,2,3-cd)pyrene	7500	D
53-70-3	Dibenzo(a,h)anthracene	2400	DJ
191-24-2	Benzo(g,h,i)perylene	8000	D

(1) Cannot be separated from Diphenylamine

**PRELIMINARY**

SOM01.2 (6/2007)

1D - FORM I SV-1  
SEMIVOLATILE ORGANICS ANALYSIS DATA SHEET

EPA SAMPLE NO.

E3P72

Lab Name: MITKEM LABORATORIES Contract: EP-W-05-030  
 Lab Code: MITKEM Case No.: 38947 Mod. Ref No.: 1760.0 SDG No.: E3P61  
 Matrix: (SOIL/SED/WATER) WATER Lab Sample ID: H1786-12A  
 Sample wt/vol: 1000 (g/mL) ML Lab File ID: S4D6207.D  
 Level: (LOW/MED) LOW Extraction: (Type) CONT  
 % Moisture: \_\_\_\_\_ Decanted: (Y/N) \_\_\_\_\_ Date Received: 09/23/2009  
 Concentrated Extract Volume: 1000 (uL) Date Extracted: 09/24/2009  
 Injection Volume: 2.0 (uL) GPC Factor: 1.00 Date Analyzed: 09/25/2009  
 GPC Cleanup: (Y/N) N pH: \_\_\_\_\_ Dilution Factor: 1.0

CAS NO.	COMPOUND	CONCENTRATION UNITS:		Q
		(ug/L or ug/Kg)	UG/L	
91-20-3	Naphthalene		5.0	U
91-57-6	2-Methylnaphthalene		5.0	U
208-96-8	Acenaphthylene		5.0	U
83-32-9	Acenaphthene		5.0	U

**PRELIMINARY**  
SOM01.2 (6/2007)

1E - FORM I SV-2  
SEMIVOLATILE ORGANICS ANALYSIS DATA SHEET

EPA SAMPLE NO.

E3P72

Lab Name: MITKEM LABORATORIES Contract: EP-W-05-030  
 Lab Code: MITKEM Case No.: 38947 Mod. Ref No.: 1760.0 SDG No.: E3P61  
 Matrix: (SOIL/SED/WATER) WATER Lab Sample ID: H1786-12A  
 Sample wt/vol: 1000 (g/mL) ML Lab File ID: S4D6207.D  
 Level: (LOW/MED) LOW Extraction: (Type) CONT  
 % Moisture: \_\_\_\_\_ Decanted: (Y/N) \_\_\_\_\_ Date Received: 09/23/2009  
 Concentrated Extract Volume: 1000 (uL) Date Extracted: 09/24/2009  
 Injection Volume: 2.0 (uL) GPC Factor: 1.00 Date Analyzed: 09/25/2009  
 GPC Cleanup: (Y/N) N pH: \_\_\_\_\_ Dilution Factor: 1.0

CAS NO.	COMPOUND	CONCENTRATION UNITS:	
		(ug/L or ug/Kg)	UG/L
86-73-7	Fluorene	5.0	U
85-01-8	Phenanthrene	5.0	U
120-12-7	Anthracene	5.0	U
206-44-0	Fluoranthene	5.0	U
129-00-0	Pyrene	5.0	U
56-55-3	Benzo (a) anthracene	5.0	U
218-01-9	Chrysene	5.0	U
205-99-2	Benzo (b) fluoranthene	5.0	U
207-08-9	Benzo (k) fluoranthene	5.0	U
50-32-8	Benzo (a) pyrene	5.0	U
193-39-5	Indeno (1,2,3-cd) pyrene	5.0	U
53-70-3	Dibenzo (a,h) anthracene	5.0	U
191-24-2	Benzo (g,h,i) perylene	5.0	U

(1) Cannot be separated from Diphenylamine

**PRELIMINARY**

SOM01.2 (6/2007)



1D - FORM I SV-1  
SEMIVOLATILE ORGANICS ANALYSIS DATA SHEET

EPA SAMPLE NO.

E3P61

Lab Name: MITKEM LABORATORIES Contract: EP-W-05-030  
 Lab Code: MITKEM Case No.: 38947 Mod. Ref No.: 1760.0 SDG No.: E3P61  
 Matrix: (SOIL/SED/WATER) SOIL Lab Sample ID: H1786-01A  
 Sample wt/vol: 30.2 (g/mL) G Lab File ID: S4D6129.D  
 Level: (LOW/MED) LOW Extraction: (Type) SONC  
 % Moisture: 43 Decanted: (Y/N) N Date Received: 09/16/2009  
 Concentrated Extract Volume: 500 (uL) Date Extracted: 09/17/2009  
 Injection Volume: 2.0 (uL) GPC Factor: 2.00 Date Analyzed: 09/18/2009  
 GPC Cleanup: (Y/N) Y pH: 7.3 Dilution Factor: 1.0

CAS NO.	COMPOUND	CONCENTRATION UNITS:		Q
		(ug/L or ug/Kg)	UG/KG	
91-20-3	Naphthalene		1100	
91-57-6	2-Methylnaphthalene		570	
208-96-8	Acenaphthylene		490	
83-32-9	Acenaphthene		1900	

**PRELIMINARY**

1E - FORM I SV-2  
SEMIVOLATILE ORGANICS ANALYSIS DATA SHEET

EPA SAMPLE NO.

E3P61

Lab Name: MITKEM LABORATORIES Contract: EP-W-05-030  
 Lab Code: MITKEM Case No.: 38947 Mod. Ref No.: 1760.0 SDG No.: E3P61  
 Matrix: (SOIL/SED/WATER) SOIL Lab Sample ID: H1786-01A  
 Sample wt/vol: 30.2 (g/mL) G Lab File ID: S4D6129.D  
 Level: (LOW/MED) LOW Extraction: (Type) SONC  
 % Moisture: 43 Decanted: (Y/N) N Date Received: 09/16/2009  
 Concentrated Extract Volume: 500 (uL) Date Extracted: 09/17/2009  
 Injection Volume: 2.0 (uL) GPC Factor: 2.00 Date Analyzed: 09/18/2009  
 GPC Cleanup: (Y/N) Y pH: 7.3 Dilution Factor: 1.0

CAS NO.	COMPOUND	CONCENTRATION UNITS:	
		(ug/L or ug/Kg)	UG/KG
86-73-7	Fluorene	2200	
85-01-8	Phenanthrene	8100	E
120-12-7	Anthracene	3000	
206-44-0	Fluoranthene	9400	E
129-00-0	Pyrene	7800	E
56-55-3	Benzo (a) anthracene	5200	E
218-01-9	Chrysene	6200	E
205-99-2	Benzo (b) fluoranthene	8800	E
207-08-9	Benzo (k) fluoranthene	3700	
50-32-8	Benzo (a) pyrene	5700	E
193-39-5	Indeno (1, 2, 3-cd) pyrene	2900	
53-70-3	Dibenzo (a, h) anthracene	1100	
191-24-2	Benzo (g, h, i) perylene	3000	

(1) Cannot be separated from Diphenylamine

**PRELIMINARY**

1D - FORM I SV-1  
SEMIVOLATILE ORGANICS ANALYSIS DATA SHEET

EPA SAMPLE NO.

E3P61DL

Lab Name: MITKEM LABORATORIES Contract: EP-W-05-030  
 Lab Code: MITKEM Case No.: 38947 Mod. Ref No.: 1760.0 SDG No.: E3P61  
 Matrix: (SOIL/SED/WATER) SOIL Lab Sample ID: H1786-01ADL  
 Sample wt/vol: 30.2 (g/mL) G Lab File ID: S4D6134.D  
 Level: (LOW/MED) LOW Extraction: (Type) SONC  
 % Moisture: 43 Decanted: (Y/N) N Date Received: 09/16/2009  
 Concentrated Extract Volume: 500 (uL) Date Extracted: 09/17/2009  
 Injection Volume: 2.0 (uL) GPC Factor: 2.00 Date Analyzed: 09/18/2009  
 GPC Cleanup: (Y/N) Y pH: 7.3 Dilution Factor: 10.0

CAS NO.	COMPOUND	CONCENTRATION UNITS:	
		(ug/L or ug/Kg)	UG/KG
91-20-3	Naphthalene	1200	DJ
91-57-6	2-Methylnaphthalene	610	DJ
208-96-8	Acenaphthylene	630	DJ
83-32-9	Acenaphthene	2100	DJ

PRELIMINARY

1E - FORM I SV-2  
SEMIVOLATILE ORGANICS ANALYSIS DATA SHEET

EPA SAMPLE NO.

E3P61DL

Lab Name: MITKEM LABORATORIES Contract: EP-W-05-030  
 Lab Code: MITKEM Case No.: 38947 Mod. Ref No.: 1760.0 SDG No.: E3P61  
 Matrix: (SOIL/SED/WATER) SOIL Lab Sample ID: H1786-01ADL  
 Sample wt/vol: 30.2 (g/mL) G Lab File ID: S4D6134.D  
 Level: (LOW/MED) LOW Extraction: (Type) SONC  
 % Moisture: 43 Decanted: (Y/N) N Date Received: 09/16/2009  
 Concentrated Extract Volume: 500 (uL) Date Extracted: 09/17/2009  
 Injection Volume: 2.0 (uL) GPC Factor: 2.00 Date Analyzed: 09/18/2009  
 GPC Cleanup: (Y/N) Y pH: 7.3 Dilution Factor: 10.0

CAS NO.	COMPOUND	CONCENTRATION UNITS:	
		UG/KG	Q
86-73-7	Fluorene	2400	DJ
85-01-8	Phenanthrene	14000	D
120-12-7	Anthracene	3700	D
206-44-0	Fluoranthene	18000	D
129-00-0	Pyrene	14000	D
56-55-3	Benzo(a)anthracene	7400	D
218-01-9	Chrysene	7600	D
205-99-2	Benzo(b)fluoranthene	7000	D
207-08-9	Benzo(k)fluoranthene	5200	D
50-32-8	Benzo(a)pyrene	5100	D
193-39-5	Indeno(1,2,3-cd)pyrene	2400	DJ
53-70-3	Dibenzo(a,h)anthracene	820	DJ
191-24-2	Benzo(g,h,i)perylene	2700	DJ

(1) Cannot be separated from Diphenylamine

PRELIMINARY

SOM01.2 (6/2007)

1D - FORM I SV-1  
SEMIVOLATILE ORGANICS ANALYSIS DATA SHEET

EPA SAMPLE NO.

E3P62

Lab Name: MITKEM LABORATORIES Contract: EP-W-05-030  
 Lab Code: MITKEM Case No.: 38947 Mod. Ref No.: 1760.0 SDG No.: E3P61  
 Matrix: (SOIL/SED/WATER) SOIL Lab Sample ID: H1786-02A  
 Sample wt/vol: 30.1 (g/mL) G Lab File ID: S4D6130.D  
 Level: (LOW/MED) LOW Extraction: (Type) SONC  
 % Moisture: 35 Decanted: (Y/N) N Date Received: 09/16/2009  
 Concentrated Extract Volume: 500 (uL) Date Extracted: 09/17/2009  
 Injection Volume: 2.0 (uL) GPC Factor: 2.00 Date Analyzed: 09/18/2009  
 GPC Cleanup: (Y/N) Y pH: 7.3 Dilution Factor: 1.0

CAS NO.	COMPOUND	CONCENTRATION UNITS: (ug/L or ug/Kg)	UG/KG	Q
91-20-3	Naphthalene		1200	
91-57-6	2-Methylnaphthalene		500	
208-96-8	Acenaphthylene		370	
83-32-9	Acenaphthene		1300	

**PRELIMINARY**

1E - FORM I SV-2  
SEMIVOLATILE ORGANICS ANALYSIS DATA SHEET

EPA SAMPLE NO.

E3P62

Lab Name: MITKEM LABORATORIES Contract: EP-W-05-030  
 Lab Code: MITKEM Case No.: 38947 Mod. Ref No.: 1760.0 SDG No.: E3P61  
 Matrix: (SOIL/SED/WATER) SOIL Lab Sample ID: H1786-02A  
 Sample wt/vol: 30.1 (g/mL) G Lab File ID: S4D6130.D  
 Level: (LOW/MED) LOW Extraction: (Type) SONC  
 % Moisture: 35 Decanted: (Y/N) N Date Received: 09/16/2009  
 Concentrated Extract Volume: 500 (uL) Date Extracted: 09/17/2009  
 Injection Volume: 2.0 (uL) GPC Factor: 2.00 Date Analyzed: 09/18/2009  
 GPC Cleanup: (Y/N) Y pH: 7.3 Dilution Factor: 1.0

CAS NO.	COMPOUND	CONCENTRATION UNITS: (ug/L or ug/Kg)	UG/KG	Q
86-73-7	Fluorene		1500	
85-01-8	Phenanthrene		6300	E
120-12-7	Anthracene		2300	
206-44-0	Fluoranthene		7400	E
129-00-0	Pyrene		6100	E
56-55-3	Benzo(a)anthracene		4000	
218-01-9	Chrysene		4700	E
205-99-2	Benzo(b)fluoranthene		5200	E
207-08-9	Benzo(k)fluoranthene		2000	
50-32-8	Benzo(a)pyrene		3200	
193-39-5	Indeno(1,2,3-cd)pyrene		1800	
53-70-3	Dibenzo(a,h)anthracene		780	
191-24-2	Benzo(g,h,i)perylene		340	

(1) Cannot be separated from Diphenylamine

**PRELIMINARY**

SOM01.2 (6/2007)

1D - FORM I SV-1  
SEMIVOLATILE ORGANICS ANALYSIS DATA SHEET

EPA SAMPLE NO.

E3P62DL

Lab Name: MITKEM LABORATORIES Contract: EP-W-05-030  
 Lab Code: MITKEM Case No.: 38947 Mod. Ref No.: 1760.0 SDG No.: E3P61  
 Matrix: (SOIL/SED/WATER) SOIL Lab Sample ID: H1786-02ADL  
 Sample wt/vol: 30.1 (g/mL) G Lab File ID: S4D6135.D  
 Level: (LOW/MED) LOW Extraction: (Type) SONC  
 % Moisture: 35 Decanted: (Y/N) N Date Received: 09/16/2009  
 Concentrated Extract Volume: 500 (uL) Date Extracted: 09/17/2009  
 Injection Volume: 2.0 (uL) GPC Factor: 2.00 Date Analyzed: 09/18/2009  
 GPC Cleanup: (Y/N) Y pH: 7.3 Dilution Factor: 10.0

CAS NO.	COMPOUND	CONCENTRATION UNITS: (ug/L or ug/Kg)	UG/KG	Q
91-20-3	Naphthalene		1400	DJ
91-57-6	2-Methylnaphthalene		570	DJ
208-96-8	Acenaphthylene		2600	U
83-32-9	Acenaphthene		1500	DJ

**PRELIMINARY**

1E - FORM I SV-2  
SEMIVOLATILE ORGANICS ANALYSIS DATA SHEET

EPA SAMPLE NO.

E3P62DL

Lab Name: MITKEM LABORATORIES Contract: EP-W-05-030  
 Lab Code: MITKEM Case No.: 38947 Mod. Ref No.: 1760.0 SDG No.: E3P61  
 Matrix: (SOIL/SED/WATER) SOIL Lab Sample ID: H1786-02ADL  
 Sample wt/vol: 30.1 (g/mL) G Lab File ID: S4D6135.D  
 Level: (LOW/MED) LOW Extraction: (Type) SONC  
 % Moisture: 35 Decanted: (Y/N) N Date Received: 09/16/2009  
 Concentrated Extract Volume: 500 (uL) Date Extracted: 09/17/2009  
 Injection Volume: 2.0 (uL) GPC Factor: 2.00 Date Analyzed: 09/18/2009  
 GPC Cleanup: (Y/N) Y pH: 7.3 Dilution Factor: 10.0

CAS NO.	COMPOUND	CONCENTRATION UNITS:	
		UG/KG	Q
86-73-7	Fluorene	1800	DJ
85-01-8	Phenanthrene	12000	D
120-12-7	Anthracene	3100	D
206-44-0	Fluoranthene	15000	D
129-00-0	Pyrene	12000	D
56-55-3	Benzo (a) anthracene	6000	D
218-01-9	Chrysene	6400	D
205-99-2	Benzo (b) fluoranthene	6400	D
207-08-9	Benzo (k) fluoranthene	3300	D
50-32-8	Benzo (a) pyrene	4200	D
193-39-5	Indeno (1,2,3-cd) pyrene	2200	DJ
53-70-3	Dibenzo (a,h) anthracene	800	DJ
191-24-2	Benzo (g,h,i) perylene	2600	U

(1) Cannot be separated from Diphenylamine

PRELIMINARY

SOM01.2 (6/2007)



1D - FORM I SV-1  
SEMIVOLATILE ORGANICS ANALYSIS DATA SHEET

EPA SAMPLE NO.

E3P63

Lab Name: MITKEM LABORATORIES Contract: EP-W-05-030  
 Lab Code: MITKEM Case No.: 38947 Mod. Ref No.: 1760.0 SDG No.: E3P61  
 Matrix: (SOIL/SED/WATER) SOIL Lab Sample ID: H1786-03A  
 Sample wt/vol: 30.3 (g/mL) G Lab File ID: S4D6131.D  
 Level: (LOW/MED) LOW Extraction: (Type) SONC  
 % Moisture: 38 Decanted: (Y/N) N Date Received: 09/16/2009  
 Concentrated Extract Volume: 500 (uL) Date Extracted: 09/17/2009  
 Injection Volume: 2.0 (uL) GPC Factor: 2.00 Date Analyzed: 09/18/2009  
 GPC Cleanup: (Y/N) Y pH: 7.3 Dilution Factor: 1.0

CAS NO.	COMPOUND	CONCENTRATION UNITS:	
		(ug/L or ug/Kg)	UG/KG
91-20-3	Naphthalene		430
91-57-6	2-Methylnaphthalene		270
208-96-8	Acenaphthylene		170
83-32-9	Acenaphthene		420

PRELIMINARY

SOM01.2 (6/2007)

1E - FORM I SV-2  
SEMIVOLATILE ORGANICS ANALYSIS DATA SHEET

EPA SAMPLE NO.

E3P63

Lab Name: MITKEM LABORATORIES Contract: EP-W-05-030  
 Lab Code: MITKEM Case No.: 38947 Mod. Ref No.: 1760.0 SDG No.: E3P61  
 Matrix: (SOIL/SED/WATER) SOIL Lab Sample ID: H1786-03A  
 Sample wt/vol: 30.3 (g/mL) G Lab File ID: S4D6131.D  
 Level: (LOW/MED) LOW Extraction: (Type) SONC  
 % Moisture: 38 Decanted: (Y/N) N Date Received: 09/16/2009  
 Concentrated Extract Volume: 500 (uL) Date Extracted: 09/17/2009  
 Injection Volume: 2.0 (uL) GPC Factor: 2.00 Date Analyzed: 09/18/2009  
 GPC Cleanup: (Y/N) Y pH: 7.3 Dilution Factor: 1.0

CAS NO.	COMPOUND	CONCENTRATION UNITS:		Q
		(ug/L or ug/Kg)	UG/KG	
86-73-7	Fluorene		490	
85-01-8	Phenanthrene		2900	
120-12-7	Anthracene		690	
206-44-0	Fluoranthene		3900	
129-00-0	Pyrene		3600	
56-55-3	Benzo(a)anthracene		2000	
218-01-9	Chrysene		1900	
205-99-2	Benzo(b)fluoranthene		2300	
207-08-9	Benzo(k)fluoranthene		840	
50-32-8	Benzo(a)pyrene		1500	
193-39-5	Indeno(1,2,3-cd)pyrene		760	
53-70-3	Dibenzo(a,h)anthracene		270	J
191-24-2	Benzo(g,h,i)perylene		340	

(1) Cannot be separated from Diphenylamine

PRELIMINARY

SOM01.2 (6/2007)

1D - FORM I SV-1  
SEMIVOLATILE ORGANICS ANALYSIS DATA SHEET

EPA SAMPLE NO.

E3P64

Lab Name: MITKEM LABORATORIES Contract: EP-W-05-030  
 Lab Code: MITKEM Case No.: 38947 Mod. Ref No.: 1760.0 SDG No.: E3P61  
 Matrix: (SOIL/SED/WATER) SOIL Lab Sample ID: H1786-04A  
 Sample wt/vol: 30.0 (g/mL) G Lab File ID: S4D6132.D  
 Level: (LOW/MED) LOW Extraction: (Type) SONC  
 % Moisture: 29 Decanted: (Y/N) N Date Received: 09/16/2009  
 Concentrated Extract Volume: 500 (uL) Date Extracted: 09/17/2009  
 Injection Volume: 2.0 (uL) GPC Factor: 2.00 Date Analyzed: 09/18/2009  
 GPC Cleanup: (Y/N) Y pH: 7.7 Dilution Factor: 1.0

CAS NO.	COMPOUND	CONCENTRATION UNITS:	
		(ug/L or ug/Kg)	UG/KG
91-20-3	Naphthalene	240	U
91-57-6	2-Methylnaphthalene	240	U
208-96-8	Acenaphthylene	240	U
83-32-9	Acenaphthene	240	U

PRELIMINARY

1E - FORM I SV-2  
SEMIVOLATILE ORGANICS ANALYSIS DATA SHEET

EPA SAMPLE NO.

E3P64

Lab Name: MITKEM LABORATORIES Contract: EP-W-05-030  
 Lab Code: MITKEM Case No.: 38947 Mod. Ref No.: 1760.0 SDG No.: E3P61  
 Matrix: (SOIL/SED/WATER) SOIL Lab Sample ID: H1786-04A  
 Sample wt/vol: 30.0 (g/mL) G Lab File ID: S4D6132.D  
 Level: (LOW/MED) LOW Extraction: (Type) SONC  
 % Moisture: 29 Decanted: (Y/N) N Date Received: 09/16/2009  
 Concentrated Extract Volume: 500 (uL) Date Extracted: 09/17/2009  
 Injection Volume: 2.0 (uL) GPC Factor: 2.00 Date Analyzed: 09/18/2009  
 GPC Cleanup: (Y/N) Y pH: 7.7 Dilution Factor: 1.0

CAS NO.	COMPOUND	CONCENTRATION UNITS:	
		(ug/L or ug/Kg)	UG/KG
86-73-7	Fluorene	240	U
85-01-8	Phenanthrene	240	U
120-12-7	Anthracene	240	U
206-44-0	Fluoranthene	240	U
129-00-0	Pyrene	240	U
56-55-3	Benzo(a)anthracene	240	U
218-01-9	Chrysene	240	U
205-99-2	Benzo(b)fluoranthene	240	U
207-08-9	Benzo(k)fluoranthene	240	U
50-32-8	Benzo(a)pyrene	240	U
193-39-5	Indeno(1,2,3-cd)pyrene	240	U
53-70-3	Dibenzo(a,h)anthracene	240	U
191-24-2	Benzo(g,h,i)perylene	240	U

(1) Cannot be separated from Diphenylamine

PRELIMINARY

1F - FORM I SV-SIM  
SEMIVOLATILE SIM ORGANICS ANALYSIS DATA SHEET

EPA SAMPLE NO.

E3P65

Lab Name: MITKEM LABORATORIES Contract: EP-W-05-030  
 Lab Code: MITKEM Case No.: 38947 Mod. Ref No.: \_\_\_\_\_ SDG No.: E3P61  
 Matrix: (SOIL/SED/WATER) SOIL Lab Sample ID: H1786-05A  
 Sample wt/vol: 30.3 (g/mL) G Lab File ID: S4D6246.D  
 Extraction: (Type) SONC  
 % Moisture: 38 Decanted: (Y/N) N Date Received: 09/23/2009  
 Concentrated Extract Volume: 500 (uL) Date Extracted: 09/23/2009  
 Injection Volume: 2.0 (uL) GPC Factor: 2.00 Date Analyzed: 09/28/2009  
 GPC Cleanup: (Y/N) Y pH: 7.3 Dilution Factor: 8.0

CAS NO.	COMPOUND	CONCENTRATION UNITS:		Q
		(ug/L or ug/Kg)	UG/KG	
91-20-3	Naphthalene		240	
91-57-6	2-Methylnaphthalene		420	
208-96-8	Acenaphthylene		430	E
83-32-9	Acenaphthene		1200	E
86-73-7	Fluorene		1800	E
85-01-8	Phenanthrene		7600	E
120-12-7	Anthracene		2500	E
206-44-0	Fluoranthene		11000	E
129-00-0	Pyrene		7300	E
56-55-3	Benzo (a) anthracene		5000	E
218-01-9	Chrysene		6500	E
205-99-2	Benzo (b) fluoranthene		10000	E
207-08-9	Benzo (k) fluoranthene		3800	E
50-32-8	Benzo (a) pyrene		5800	E
193-39-5	Indeno (1, 2, 3-cd) pyrene		3600	E
53-70-3	Dibenzo (a, h) anthracene		1500	E
191-24-2	Benzo (g, h, i) perylene		1000	E

PRELIMINARY

1F - FORM I SV-SIM  
SEMIVOLATILE SIM ORGANICS ANALYSIS DATA SHEET

EPA SAMPLE NO.

E3P66

Lab Name: MITKEM LABORATORIES Contract: EP-W-05-030  
 Lab Code: MITKEM Case No.: 38947 Mod. Ref No.: \_\_\_\_\_ SDG No.: E3P61  
 Matrix: (SOIL/SED/WATER) SOIL Lab Sample ID: H1786-06A  
 Sample wt/vol: 30.1 (g/mL) G Lab File ID: S4D6247.D  
 Extraction: (Type) SONC  
 % Moisture: 35 Decanted: (Y/N) N Date Received: 09/23/2009  
 Concentrated Extract Volume: 500 (uL) Date Extracted: 09/23/2009  
 Injection Volume: 2.0 (uL) GPC Factor: 2.00 Date Analyzed: 09/28/2009  
 GPC Cleanup: (Y/N) Y pH: 7.4 Dilution Factor: 8.0

CAS NO.	COMPOUND	CONCENTRATION UNITS:		Q
		(ug/L or ug/Kg)	UG/KG	
91-20-3	Naphthalene		140	
91-57-6	2-Methylnaphthalene		350	
208-96-8	Acenaphthylene		540	E
83-32-9	Acenaphthene		1200	E
86-73-7	Fluorene		1800	E
85-01-8	Phenanthrene		7600	E
120-12-7	Anthracene		2300	E
206-44-0	Fluoranthene		12000	E
129-00-0	Pyrene		7100	E
56-55-3	Benzo(a)anthracene		5100	E
218-01-9	Chrysene		6300	E
205-99-2	Benzo(b)fluoranthene		8800	E
207-08-9	Benzo(k)fluoranthene		5000	E
50-32-8	Benzo(a)pyrene		6100	E
193-39-5	Indeno(1,2,3-cd)pyrene		3800	E
53-70-3	Dibenzo(a,h)anthracene		1500	E
191-24-2	Benzo(g,h,i)perylene		3800	E

PRELIMINARY

1F - FORM I SV-SIM  
SEMIVOLATILE SIM ORGANICS ANALYSIS DATA SHEET

EPA SAMPLE NO.

E3P68

Lab Name: MITKEM LABORATORIES Contract: EP-W-05-030  
 Lab Code: MITKEM Case No.: 38947 Mod. Ref No.:                      SDG No.: E3P61  
 Matrix: (SOIL/SED/WATER) SOIL Lab Sample ID: H1786-08A  
 Sample wt/vol: 30.2 (g/mL) G Lab File ID: S4D6244.D  
 Extraction: (Type) SONC  
 % Moisture: 36 Decanted: (Y/N) N Date Received: 09/23/2009  
 Concentrated Extract Volume: 500 (uL) Date Extracted: 09/23/2009  
 Injection Volume: 2.0 (uL) GPC Factor: 2.00 Date Analyzed: 09/28/2009  
 GPC Cleanup: (Y/N) Y pH: 7.3 Dilution Factor: 8.0

CAS NO.	COMPOUND	CONCENTRATION UNITS:		Q
		(ug/L or ug/Kg)	UG/KG	
91-20-3	Naphthalene		110	
91-57-6	2-Methylnaphthalene		240	
208-96-8	Acenaphthylene		270	
83-32-9	Acenaphthene		760	E
86-73-7	Fluorene		1100	E
85-01-8	Phenanthrene		5100	E
120-12-7	Anthracene		1500	E
206-44-0	Fluoranthene		7800	E
129-00-0	Pyrene		7200	E
56-55-3	Benzo(a)anthracene		5000	E
218-01-9	Chrysene		6200	E
205-99-2	Benzo(b)fluoranthene		6900	E
207-08-9	Benzo(k)fluoranthene		2600	E
50-32-8	Benzo(a)pyrene		4200	E
193-39-5	Indeno(1,2,3-cd)pyrene		2900	E
53-70-3	Dibenzo(a,h)anthracene		1100	E
191-24-2	Benzo(g,h,i)perylene		2900	E

**PRELIMINARY**

1F - FORM I SV-SIM  
SEMIVOLATILE SIM ORGANICS ANALYSIS DATA SHEET

EPA SAMPLE NO.

E3P70

Lab Name: MITKEM LABORATORIES Contract: EP-W-05-030  
 Lab Code: MITKEM Case No.: 38947 Mod. Ref No.: \_\_\_\_\_ SDG No.: E3P61  
 Matrix: (SOIL/SED/WATER) SOIL Lab Sample ID: H1786-10A  
 Sample wt/vol: 30.4 (g/mL) G Lab File ID: S4D6245.D  
 Extraction: (Type) SONC  
 % Moisture: 38 Decanted: (Y/N) N Date Received: 09/23/2009  
 Concentrated Extract Volume: 500 (uL) Date Extracted: 09/23/2009  
 Injection Volume: 2.0 (uL) GPC Factor: 2.00 Date Analyzed: 09/28/2009  
 GPC Cleanup: (Y/N) Y pH: 7.6 Dilution Factor: 8.0

CAS NO.	COMPOUND	CONCENTRATION UNITS: (ug/L or ug/Kg)	UG/KG	Q
91-20-3	Naphthalene		180	
91-57-6	2-Methylnaphthalene		490	E
208-96-8	Acenaphthylene		520	E
83-32-9	Acenaphthene		1100	E
86-73-7	Fluorene		1700	E
85-01-8	Phenanthrene		6900	E
120-12-7	Anthracene		2200	E
206-44-0	Fluoranthene		11000	E
129-00-0	Pyrene		11000	E
56-55-3	Benzo(a)anthracene		7800	E
218-01-9	Chrysene		10000	E
205-99-2	Benzo(b)fluoranthene		12000	E
207-08-9	Benzo(k)fluoranthene		3800	E
50-32-8	Benzo(a)pyrene		7000	E
193-39-5	Indeno(1,2,3-cd)pyrene		4400	E
53-70-3	Dibenzo(a,h)anthracene		1800	E
191-24-2	Benzo(g,h,i)perylene		4800	E

PRELIMINARY

SOM01.2 (6/2007)



1F - FORM I SV-SIM  
SEMIVOLATILE SIM ORGANICS ANALYSIS DATA SHEET

EPA SAMPLE NO.

E3P72

Lab Name: MITKEM LABORATORIES Contract: EP-W-05-030  
 Lab Code: MITKEM Case No.: 38947 Mod. Ref No.: \_\_\_\_\_ SDG No.: E3P61  
 Matrix: (SOIL/SED/WATER) WATER Lab Sample ID: H1786-12A  
 Sample wt/vol: 1000 (g/mL) ML Lab File ID: S5A6263.D  
 Extraction: (Type) CONT  
 % Moisture: \_\_\_\_\_ Decanted: (Y/N) \_\_\_\_\_ Date Received: 09/23/2009  
 Concentrated Extract Volume: 1000 (uL) Date Extracted: 09/24/2009  
 Injection Volume: 2.0 (uL) GPC Factor: 1.00 Date Analyzed: 09/26/2009  
 GPC Cleanup: (Y/N) N pH: \_\_\_\_\_ Dilution Factor: 1.0

CAS NO.	COMPOUND	CONCENTRATION UNITS:	
		(ug/L or ug/Kg)	UG/L
91-20-3	Naphthalene	0.10	U
91-57-6	2-Methylnaphthalene	0.10	U
208-96-8	Acenaphthylene	0.10	U
83-32-9	Acenaphthene	0.10	U
86-73-7	Fluorene	0.10	U
85-01-8	Phenanthrene	0.10	U
120-12-7	Anthracene	0.10	U
206-44-0	Fluoranthene	0.10	U
129-00-0	Pyrene	0.10	U
56-55-3	Benzo(a)anthracene	0.10	U
218-01-9	Chrysene	0.10	U
205-99-2	Benzo(b)fluoranthene	0.10	U
207-08-9	Benzo(k)fluoranthene	0.10	U
50-32-8	Benzo(a)pyrene	0.10	U
193-39-5	Indeno(1,2,3-cd)pyrene	0.10	U
53-70-3	Dibenzo(a,h)anthracene	0.10	U
191-24-2	Benzo(g,h,i)perylene	0.10	U

PRELIMINARY

1F - FORM I SV-SIM  
SEMIVOLATILE SIM ORGANICS ANALYSIS DATA SHEET

EPA SAMPLE NO.

E3P63

Lab Name: MITKEM LABORATORIES Contract: EP-W-05-030  
 Lab Code: MITKEM Case No.: 38947 Mod. Ref No.: \_\_\_\_\_ SDG No.: E3P61  
 Matrix: (SOIL/SED/WATER) SOIL Lab Sample ID: H1786-03A  
 Sample wt/vol: 30.3 (g/mL) G Lab File ID: S5A6123.D  
 Extraction: (Type) SONC  
 % Moisture: 38 Decanted: (Y/N) N Date Received: 09/16/2009  
 Concentrated Extract Volume: 500 (uL) Date Extracted: 09/17/2009  
 Injection Volume: 2.0 (uL) GPC Factor: 2.00 Date Analyzed: 09/18/2009  
 GPC Cleanup: (Y/N) N pH: 7.3 Dilution Factor: 8.0

CAS NO.	COMPOUND	CONCENTRATION UNITS:		Q
		(ug/L or ug/Kg)	UG/KG	
91-20-3	Naphthalene		530	E
91-57-6	2-Methylnaphthalene		320	
208-96-8	Acenaphthylene		180	
83-32-9	Acenaphthene		450	E
86-73-7	Fluorene		590	E
85-01-8	Phenanthrene		3500	E
120-12-7	Anthracene		1000	E
206-44-0	Fluoranthene		5400	E
129-00-0	Pyrene		3500	E
56-55-3	Benzo(a)anthracene		2100	E
218-01-9	Chrysene		2100	E
205-99-2	Benzo(b)fluoranthene		1900	E
207-08-9	Benzo(k)fluoranthene		780	E
50-32-8	Benzo(a)pyrene		1500	E
193-39-5	Indeno(1,2,3-cd)pyrene		750	E
53-70-3	Dibenzo(a,h)anthracene		260	
191-24-2	Benzo(g,h,i)perylene		360	

PRELIMINARY

1F - FORM I SV-SIM  
SEMIVOLATILE SIM ORGANICS ANALYSIS DATA SHEET

EPA SAMPLE NO.

E3P64

Lab Name: MITKEM LABORATORIES Contract: EP-W-05-030  
 Lab Code: MITKEM Case No.: 38947 Mod. Ref No.: \_\_\_\_\_ SDG No.: E3P61  
 Matrix: (SOIL/SED/WATER) SOIL Lab Sample ID: H1786-04A  
 Sample wt/vol: 30.0 (g/mL) G Lab File ID: S5A6162.D  
 Extraction: (Type) SONC  
 % Moisture: 29 Decanted: (Y/N) N Date Received: 09/16/2009  
 Concentrated Extract Volume: 500 (uL) Date Extracted: 09/17/2009  
 Injection Volume: 2.0 (uL) GPC Factor: 2.00 Date Analyzed: 09/20/2009  
 GPC Cleanup: (Y/N) Y pH: 7.7 Dilution Factor: 1.0

CAS NO.	COMPOUND	CONCENTRATION UNITS:		Q
		(ug/L or ug/Kg)	UG/KG	
91-20-3	Naphthalene		16	
91-57-6	2-Methylnaphthalene		57	E
208-96-8	Acenaphthylene		4.6	U
83-32-9	Acenaphthene		4.6	U
86-73-7	Fluorene		4.6	U
85-01-8	Phenanthrene		6.9	
120-12-7	Anthracene		4.6	U
206-44-0	Fluoranthene		8.6	
129-00-0	Pyrene		10	
56-55-3	Benzo(a)anthracene		6.1	
218-01-9	Chrysene		10	
205-99-2	Benzo(b)fluoranthene		11	
207-08-9	Benzo(k)fluoranthene		5.0	
50-32-8	Benzo(a)pyrene		5.9	
193-39-5	Indeno(1,2,3-cd)pyrene		4.6	U
53-70-3	Dibenzo(a,h)anthracene		4.6	U
191-24-2	Benzo(g,h,i)perylene		11	

PRELIMINARY

**Appendix S**  
**Supplemental Field Sampling Plan for**  
**Post-cover Placement**

---

# Supplemental Field Sampling Plan for Post Cover Placement - Kinnickinnic River Sediment Remediation Project

PREPARED FOR: KK River Project Team  
PREPARED BY: CH2M Hill  
DATE: November 30, 2009

## Introduction

This *Supplemental Field Sampling Plan* (SFSP) was prepared to provide details on the collection of additional sediment samples to document the post-remedial action (RA) conditions for the Kinnickinnic River (KK River) Sediment Remediation Project (project), within the Milwaukee River Estuary Area of Concern (AOC). The SFSP defines the procedures that will be used to collect these additional data.

CH2M HILL previously prepared a *Field Sampling Plan* (FSP) and *Quality Assurance Project Plan* (QAPP) (dated September 2009) describing the RA investigation that included the collection and analysis of sediment samples. The objectives of initial RA sediment investigation were to characterize sediment thickness and sediment PCB and PAH concentrations following dredging to determine if any additional remedial action was required.

This SFSP was prepared to provide details on the collection of additional sediment samples and discusses those elements that are not included in the original FSP. This plan references the original FSP and QAPP, where appropriate, and does not repeat information presented therein.

## Sampling Objective and Approach

The purpose of the sampling is to characterize sediment PCB and PAH concentrations following cover application. Analytical results will be used to calculate a post remedial action surface weighted average concentration (SWAC) for PCB and PAH concentrations.

Collection of additional samples to calculate the post remedial action SWAC may be necessary and is dependant upon examination and review of the validated post dredge sediment sample data once available.

## Field Operations and Procedures

### Sediment Sampling

Sediment grab samples for the analysis of PCBs and PAHs will be collected at 39 total sample locations as shown in Figure 1.

A two-person crew in a small vessel (john boat) will collect samples using a petite ponar or manually operated sediment core sampler outfitted to collect sediment samples approximately 0.5 feet deep into the post remedial sediment surface to represent surface conditions. If an initial sampling attempt does not provide adequate sample volume due to low recovery, additional attempts will be made at the same location until sample volume requirements are met. If more than one attempt is needed, the total volume of sediment collected for the specific location will be homogenized prior to containerizing using procedures described in the original FSP.

An onboard sub-meter global positioning system (GPS) unit will be used to navigate within 10 feet of the proposed sampling location (Figure 1) and to record the station positioning (x and y coordinates). Field notes at each location will record date, time, personnel, weather conditions, station ID, x,y-coordinates, sediment description, and photographic documentation.

Non-disposable field equipment and sampling devices will be cleaned and decontaminated according to procedures described within SOP-02 of the original FSP. Disposable sampling equipment and PPE will be decontaminated following sampling. Solid and liquid IDW generated during the field work will be containerized and properly disposed of following the completion of field activities in accordance to the original FSP.

Procedures implemented to ensure representative environmental samples are obtained will follow the original FSP and QAPP and include procedures to ensure samples are properly containerized, preserved, shipped, and otherwise handled in a manner that will maintain sample integrity.

## Sample Identification

Each sample will be assigned a CH2M HILL site-specific identifier that will contain a project identification code (KK signifies the Kinnickinnic River remediation project site) and a sample-specific station location identifier with a sequential numbering system, which indicates where the sample was collected.

The site-specific identifier will be based on the following system:

- Site – The site name abbreviation will always be KK.
- Station location – The station location identifier will be the unique name of the sampling location consisting of two letters indicating the type of sample location (“PG” – Ponar Grab), followed by two numerals sequentially generated based on the order in which the sampling was performed. For example, the third ponar grab sample location would be KK-PG03.
- QA/QC identifier – Field QA/QC samples will be identified using the following QA/QC identifiers:
  - Field split samples, which are associated with the same station location as the sample, will be identified with an “S” (for “split”) appended to the end of the location code. For example, the field split sample of sample KK-PG02 would be labeled KK-PG02R.

- Field equipment blanks, which are not associated with an individual station location, will be numbered sequentially and identified by the first two letters of the station location code (for example, EB01 would be for equipment blank).
- Laboratory QA/QC samples – A sample collected for laboratory QC (laboratory spike samples) is considered to be a single sample, even though additional volume is provided to the laboratory. Consequently, all laboratory QC samples will be assigned a single sample number and station location identifier. Laboratory QC samples will not be identified in the station location code, but rather will be called out on the chain-of-custody form in the “Samples to be used for laboratory QC” field and on the sample tag.

Table 1 below describes the sample containers, preservation method, and holding times.

**TABLE 1**  
Sample Containers, Preservation, and Holding Times

Analyte	Container and Minimum Quantity		Preservation	Holding Time
	Water	Soil/Sediment		
PCBs	1 liter/G-A	8 oz/G-TLC	4°C	Soil – 14 days to extraction/40 days to analysis
PAHs	1 liter/G-A	8 oz/G-TLC	4°C	Water – 7 days to extraction/40 days to analysis

Notes:

G-A = glass amber, G-TLC = glass with Teflon-lined cap

## Quality Control Sample Procedures

### Field Splits

Field split samples will be used to measure the heterogeneity of the sample matrix, as well as the level of uncertainty associated with the field sampling and analytical processes. A field split sample will be collected by collecting a subsample from the sample following homogenization and submitting them to the laboratory for individual analysis. Field split samples will be collected at a 10 percent frequency of the samples resulting in four field split samples.

### Equipment Blanks

Equipment blanks will be collected and analyzed to determine whether the decontamination procedure has been adequately performed and that there is no cross-contamination of samples occurring due to the equipment or residual decontamination solutions. At least one equipment blank will be collected for each sampling device utilized during field activities which comes in contact with the sediment samples.

### **Matrix Spike/Matrix Spike Duplicates**

MS/MSD samples will be used by the laboratories to assess the precision and accuracy of sample analysis. The MS/MSD samples will be fortified by the laboratories in accordance with the specifications of the analytical methods. Two extra volumes of sample are required for each combination of MS/MSD samples. Sample containers will be filled and stored in the same manner as field split samples. The frequency for collection of MS/MSD samples will be at least 5 percent, resulting in two MS/MSD samples.

## **Determination of Sample Quantity and Placement**

### **Sample Quantity**

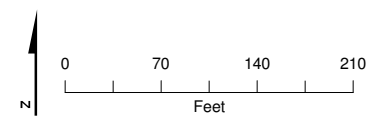
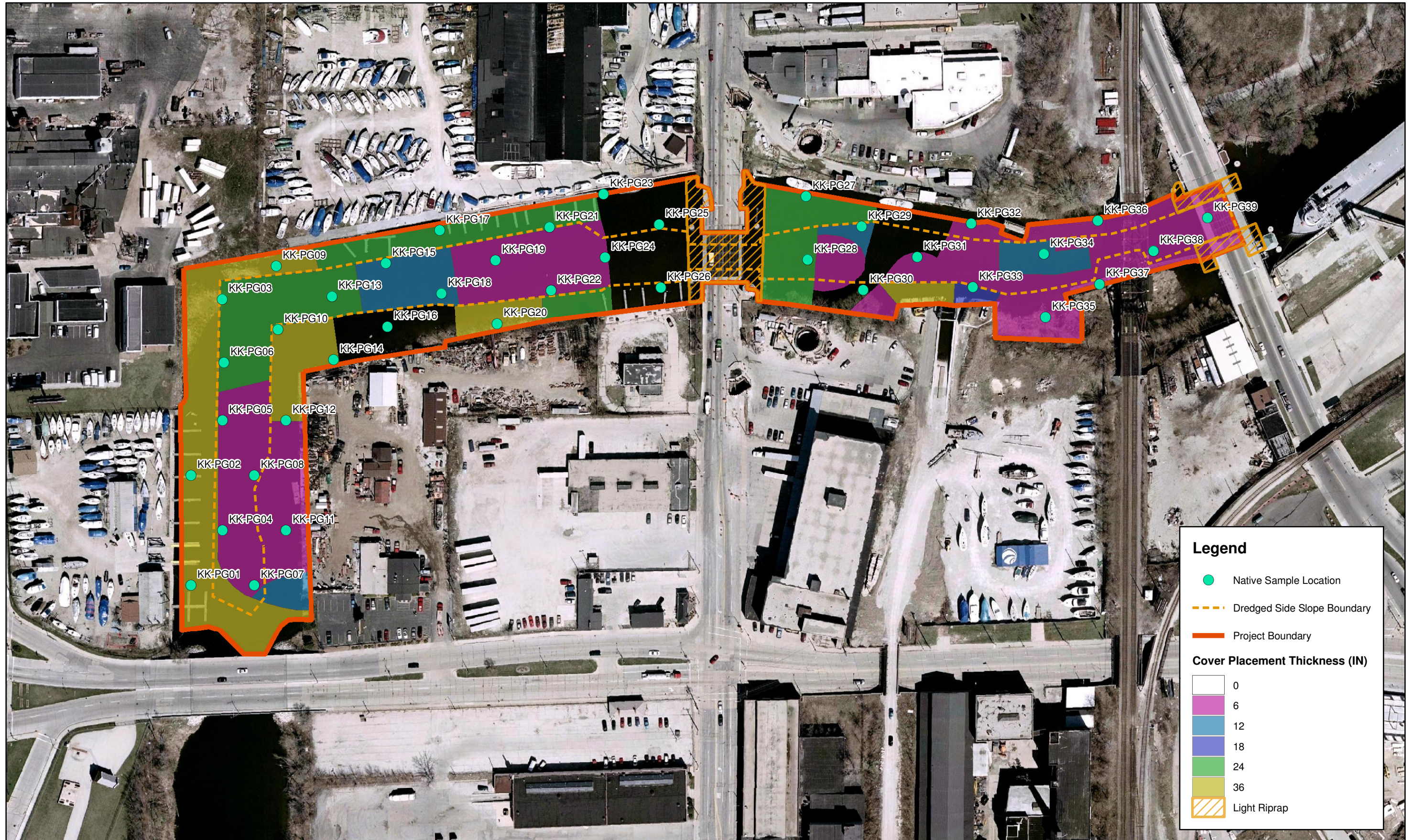
Sample quantity was determined using the “hot spot” design module within Visual Sampling Plan (VSP) version 5 software. The number of proposed sample locations required was determined using a 95 percent probability of locating PCB and PAH results above their respective remedial action levels within a 50 foot radius of the proposed sample location. This approach resulted in 39 sample locations (Figure 2). The search radius of 50 feet was selected based on variograms produced by CSC from pre-remedial data that demonstrated the greatest distance between various depth intervals of PCB and PAH concentrations was 100 feet, which was used in the original post dredge sample design placement (Appendix B, original FSP, September 2009).

However, final sample locations will be based on the practicality of sampling each location (i.e. moving a proposed sample location to avoid, piers, sheet piling, vessels, etc). If an obstruction is encountered the proposed sample location will be adjusted in 10 foot increments parallel with the shoreline until the obstruction is avoided.

### **Proposed Sample Placement**

Proposed sample locations were obtained using VSP software using a triangular grid derived from the 50 foot “hot spot” radius, with a random grid starting point at a randomly selected grid angle. A single zone consisting of the entire project area was utilized for proposed sample placement except in areas receiving rip-rap located under the First Street and Kinnickinnic Avenue bridges (Figure 1). After initial placement of the proposed samples using VSP, a review was conducted to insure that adequate coverage of three sub-zones (center channel and each side slope bank) were appropriately represented by approximately one-third of the proposed samples. This was done to ensure that an adequate quantity of proposed samples would represent the physical subsurface conditions due to sand placement on side sloped areas.





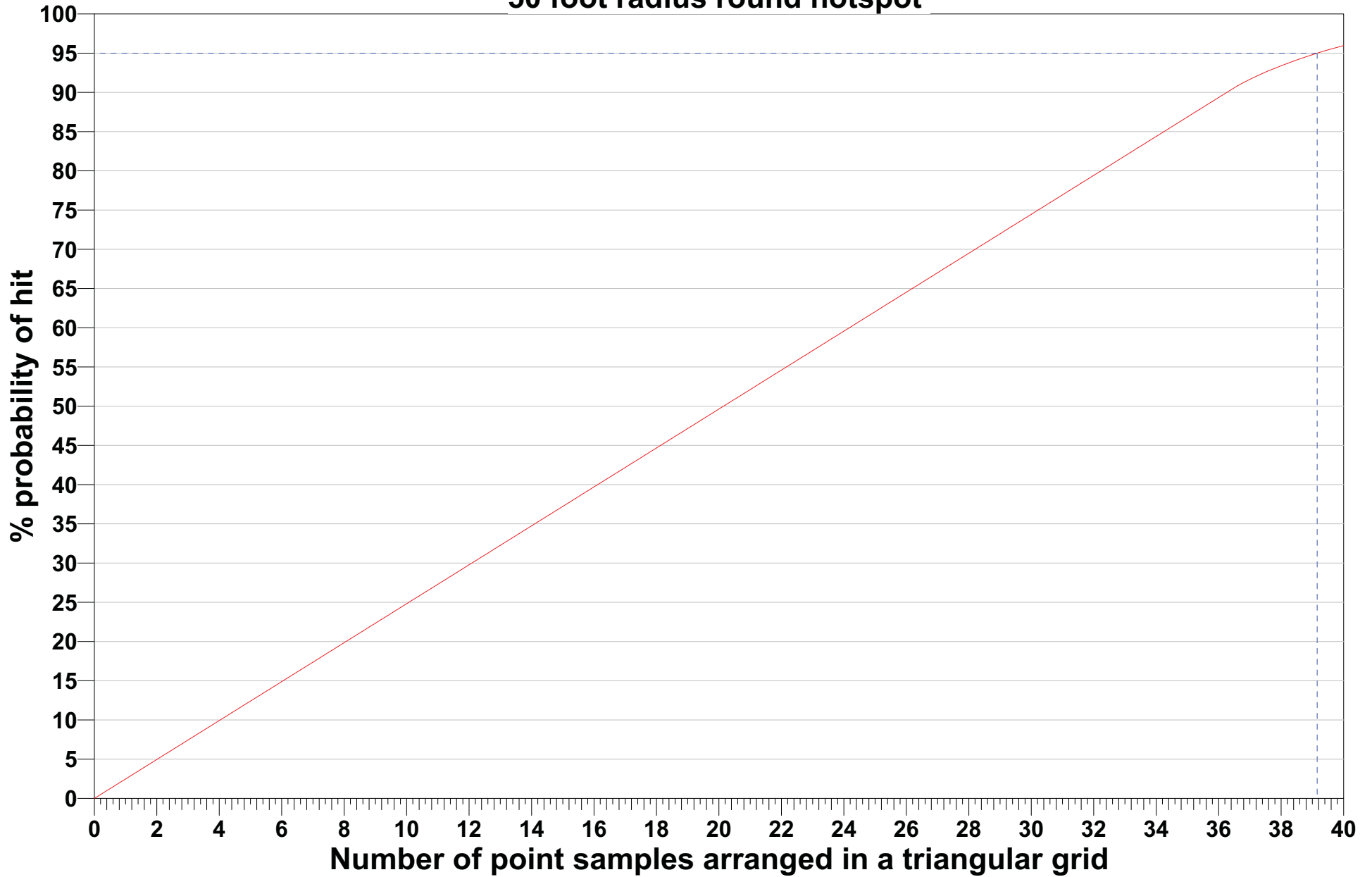
**DRAFT**

Figure 1  
Kinnickinnick Post-Cover Sampling Design  
Kinnickinnick River  
Milwaukee, WI



# Hotspot Sampling of 316419 Feet<sup>2</sup>

50 foot radius round hotspot



**Appendix T**  
**Surface Weighted Average**  
**Concentration Calculations**

---



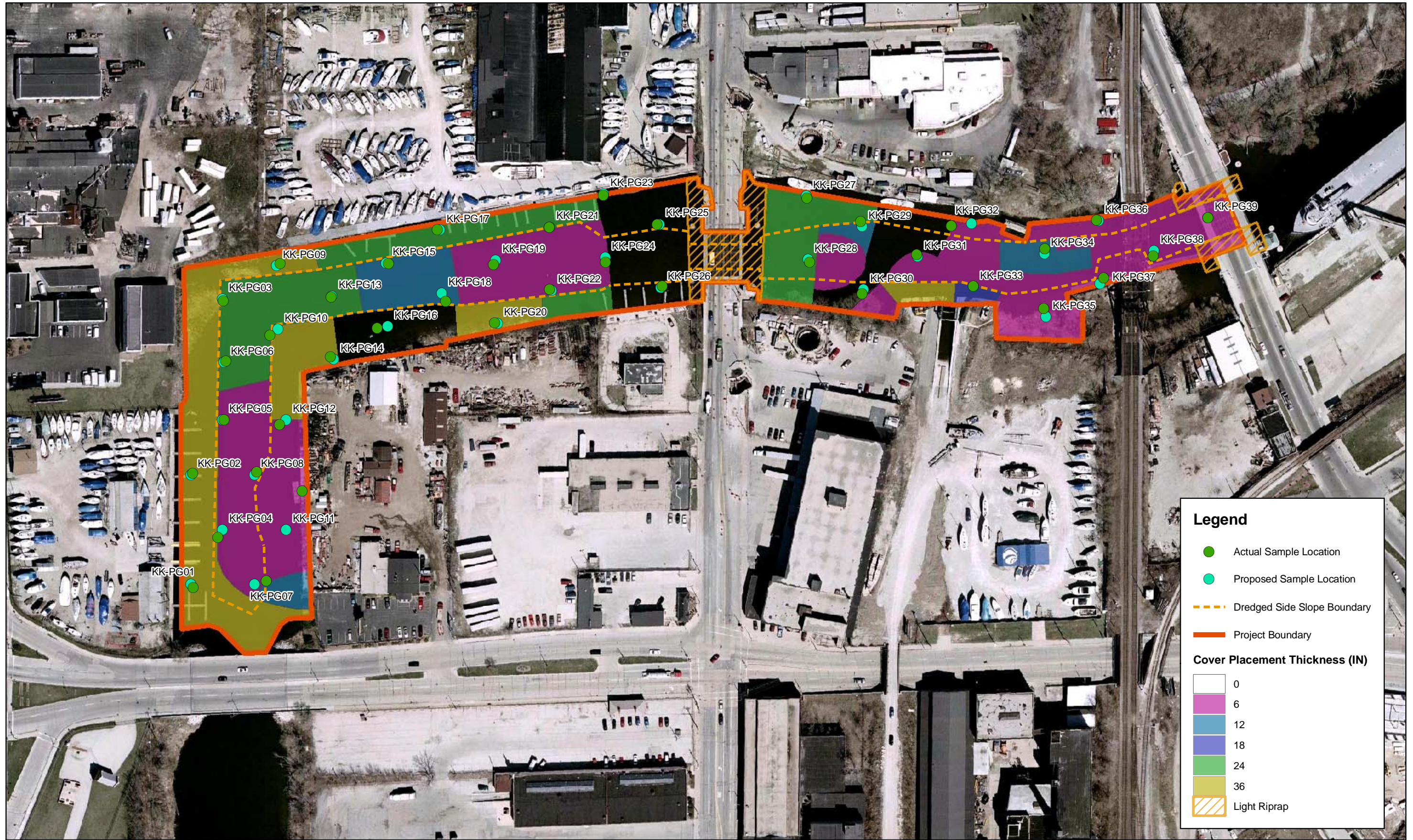
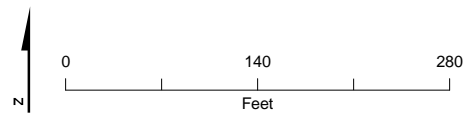


Figure 1  
 Kinnickinnick Post-Cover Sampling Design  
 Kinnickinnick River  
 Milwaukee, WI





Note:  
PCB and PAH results in mg/Kg

Figure 2  
Kinnickinnick Post-Cover Sampling Design  
Kinnickinnick River  
Milwaukee, WI



KK River Project  
 Post-cover SWAC Calculation

Sample Location	X	Y	PCB	PAH	Area	Area * PCB	Area * PAH
KK-PG01	2526339.74	373973.87	0.143	1.6252	7862.619464	1124.354583	12778.32915
KK-PG02	2526339.3	374147.54	0.192	1.4279	6513.254988	1250.544958	9300.276798
KK-PG03	2526385.62	374441	0.205	2.6776	10727.15243	2199.066247	28723.02333
KK-PG04	2526377.37	374050.47	0.246	1.4104	9998.777355	2459.699229	14102.27558
KK-PG05	2526386.58	374229.85	0.163	1.1591	8991.108718	1465.550721	10421.59411
KK-PG06	2526389.78	374319.25	0.1355	1.0468	9526.951838	1290.901974	9972.813184
KK-PG07	2526451.27	373983.63	0.111	0.3212	16878.76522	1873.542939	5421.459388
KK-PG08	2526436.52	374150.3	0.117	0.4269	7817.072132	914.5974395	3337.108093
KK-PG09	2526472.49	374468.18	0.191	2.3188	6979.888722	1333.158746	16184.96597
KK-PG10	2526456.62	374353.63	0.114	0.5144	8790.610888	1002.129641	4521.890241
KK-PG11	2526506.04	374121.22	0.117	0.4784	6223.515625	728.1513282	2977.329875
KK-PG12	2526506.04	374121.22	0.152	1.5332	8344.637999	1268.384976	12793.99898
KK-PG13	2526637.47	374467.78	0.117	0.42315	9079.222938	1062.269084	3841.873186
KK-PG14	2526548.93	374325.72	0.148	3.5051	5453.714553	807.1497539	19115.81488
KK-PG15	2526637.47	374467.78	0.141	1.50675	9299.068685	1311.168685	14011.37174
KK-PG16	2526620.43	374369.49	0.984	7.369	8307.442246	8174.52317	61217.54191
KK-PG17	2526712.03	374519.68	0.114	0.2615	5618.640586	640.5250268	1469.274513
KK-PG18	2526724.95	374410.56	0.117	0.7068	9517.335154	1113.528213	6726.852487
KK-PG19	2526797.74	374466.4	0.114	0.892	9127.443781	1040.528591	8141.679853
KK-PG20	2526799.61	374377.54	0.114	0.03315	4701.697395	535.9935031	155.8612687
KK-PG21	2526887.22	374532.98	0.1155	0.914	8172.653949	943.9415311	7469.80571
KK-PG22	2526883.45	374429.09	0.131	0.5593	8611.108258	1128.055182	4816.192848
KK-PG23	2526965.34	374572.13	0.117	0.06065	4445.632171	520.138964	269.6275912
KK-PG24	2526968.85	374470.12	0.194	2.3114	9563.966765	1855.409552	22106.15278
KK-PG25	2527047.57	374527.23	0.766	8.989	17236.91132	13203.47407	154942.5958
KK-PG26	2527055.52	374433.44	3.418	22.997	12348.77843	42208.12468	283984.8576
KK-PG27	2527276.04	374567.95	0.114	0.1636	10753.90316	1225.94496	1759.338557
KK-PG28	2527279.82	374470.53	0.122	0.6364	16706.32659	2038.171844	10631.90624
KK-PG29	2527358.07	374531.83	0.114	0.4248	7468.846075	851.4484525	3172.765812
KK-PG30	2527360.35	374422.19	1.48	8.606	8182.551347	12110.17599	70419.03689
KK-PG31	2527443.79	374481.42	0.278	3.5929	8971.255558	2494.009045	32232.82409
KK-PG32	2527496.26	374525.66	0.117	0.6184	5499.074588	643.3917267	3400.627725
KK-PG33	2527529.74	374432.71	0.144	1.0435	8816.107424	1269.519469	9199.608097
KK-PG34	2527639.29	374490.62	0.161	1.6944	8238.571731	1326.410049	13959.43594
KK-PG35	2527637.3	374399.13	3.118	31.75	10027.81023	31266.71229	318382.9747
KK-PG36	2527717.94	374534.32	0.1235	0.73555	4579.341625	565.5486906	3368.334732
KK-PG37	2527728.62	374446.51	0.152	1.34305	4477.501346	680.5802045	6013.508182
KK-PG38	2527810.72	374477.3	0.144	1.74595	7355.422688	1059.180867	12842.20024
KK-PG39	2527887.86	374538.25	0.226	5.274	8999.047351	2033.784701	47460.97573
				Sum =	340213.7313	149019.7911	1251648.104
				<b>SWAC =</b>	<b>0.438018156</b>	<b>3.679005251</b>	